

# Parts Manual

---

## **72 H Pipelayer**

---

PLR1-Up (Machine)  
S/N 0046050010021-Up (Sideboom)  
MME1-Up (Engine)  
K1T1-Up (Transmission)  
T1M1-Up (Torque Converter)

**Powered By C9.3 Engine**



# Product and Dealer Information

Note: For product identification plate locations, see the section "Product Identification Information" in the Operation and Maintenance Manual.

Delivery Date: \_\_\_\_\_

## Product Information

Model: \_\_\_\_\_

Product Identification Number: \_\_\_\_\_

Engine Serial Number: \_\_\_\_\_

Transmission Serial Number: \_\_\_\_\_

Generator Serial Number: \_\_\_\_\_

Attachment Serial Numbers: \_\_\_\_\_

Attachment Information: \_\_\_\_\_

Customer Equipment Number: \_\_\_\_\_

Dealer Equipment Number: \_\_\_\_\_

## Dealer Information

Name: \_\_\_\_\_ Branch: \_\_\_\_\_

Address: \_\_\_\_\_

\_\_\_\_\_

\_\_\_\_\_

Dealer Contact

Phone Number

Hours

Sales: \_\_\_\_\_

Parts: \_\_\_\_\_

Service: \_\_\_\_\_

# MEMORANDA



# TABLE OF CONTENTS

Name . . . . .	Page	Name . . . . .	Page
<b>GENERAL INFORMATION . . . . .</b>	<b>A8</b>	MOUNTING GP-ENGINE . . . . .	40
<b>REPAIR ALTERNATIVES . . . . .</b>	<b>A11</b>	PAN GP-OIL . . . . .	41
<b>SUPPLEMENTAL COOLANT ADDITIVES . . . . .</b>	<b>A12</b>	PISTON & ROD GP . . . . .	42
<b>MAINTENANCE PARTS . . . . .</b>	<b>A13</b>	PLUG GP-CYLINDER BLOCK . . . . .	44
<b>INDEX . . . . .</b>	<b>A15</b>	PLUG GP-CYLINDER BLOCK . . . . .	45
<b>MACHINE ARRANGEMENT</b>		PLUG GP-CYLINDER HEAD . . . . .	46
CHASSIS AR . . . . .	1	PLUG GP-ENGINE . . . . .	47
GENERAL AR . . . . .	2	PLUG GP-ENGINE . . . . .	48
INSTALLATION AR . . . . .	3	PULLEY GP-ALTERNATOR. . . . .	49
<b>ENGINE ARRANGEMENT</b>		ROCKER ARM GP - INTAKE . . . . .	50
ENGINE AR-COMPLETE . . . . .	4	SEAL GP-CRANKSHAFT . . . . .	51
ENGINE AR-CORE. . . . .	6	SUPPORT GP-ENGINE - FRONT. . . . .	52
ENGINE AR-CORE. . . . .	7	TRUNNION GP-ENGINE . . . . .	53
MODULE AR-ENGINE & CEM. . . . .	8	VALVE MECHANISM GP . . . . .	54
<b>BASIC ENGINE</b>		VALVE MECHANISM GP . . . . .	55
BRACKET GP-MOUNTING . . . . .	9	YOKE GP . . . . .	56
CAMSHAFT GP . . . . .	10	<b>LUBRICATION SYSTEM</b>	
COVER & MTG GP-CYLINDER BLOCK. . . . .	11	FILLER GP-ENGINE OIL . . . . .	57
COVER GP-FRONT HOUSING . . . . .	12	FILLER GP-ENGINE OIL . . . . .	58
COVER GP-FRONT HOUSING . . . . .	13	FILTER GP-ENGINE OIL . . . . .	60
COVER GP-VALVE MECHANISM. . . . .	14	FILTER GP-FUMES DISPOSAL. . . . .	62
CRANKSHAFT GP . . . . .	16	GAUGE GP-OIL LEVEL (DIPSTICK) - ENGINE. . . . .	63
CYLINDER BLOCK GP . . . . .	17	GAUGE GP-OIL LEVEL (DIPSTICK) - ENGINE. . . . .	64
CYLINDER BLOCK GP . . . . .	18	LINES GP-ENGINE OIL . . . . .	66
CYLINDER BLOCK GP . . . . .	19	LINES GP-ENGINE OIL . . . . .	67
CYLINDER HEAD AS . . . . .	20	LINES GP-ENGINE OIL . . . . .	68
CYLINDER HEAD GP . . . . .	22	LINES GP-TURBOCHARGER OIL . . . . .	70
CYLINDER HEAD GP . . . . .	24	PUMP GP-ENGINE OIL . . . . .	71
DAMPER & PULLEY GP. . . . .	26	PUMP GP-ENGINE OIL . . . . .	72
DAMPER AS-VIBRATION . . . . .	27	<b>COOLING SYSTEM</b>	
DRAIN GP-ENGINE OIL . . . . .	28	COOLER GP-ENGINE OIL . . . . .	73
FASTENER GP-CYLINDER HEAD . . . . .	29	COVER GP-REGULATOR HOUSING. . . . .	74
FLYWHEEL GP . . . . .	30	ELBOW GP-WATER. . . . .	75
GEAR GP-FRONT . . . . .	31	FAN GP-SUCTION . . . . .	76
GEAR GP-REAR . . . . .	32	FASTENER GP-WATER PUMP. . . . .	79
HOUSING GP-FLYWHEEL . . . . .	34	LINES GP-WATER . . . . .	80
HOUSING GP-FLYWHEEL . . . . .	36	LINES GP-WATER . . . . .	82
HOUSING GP-FRONT. . . . .	37	PUMP GP-WATER . . . . .	83
LIFTING GP-ENGINE - REAR . . . . .	38	PUMP GP-WATER . . . . .	84
MOUNTING GP-ALTERNATOR & COMPR . . . . .	39	RADIATOR GP . . . . .	85
		REGULATOR GP-TEMPERATURE. . . . .	86
		TANK GP-COOLANT . . . . .	87
		VALVE & MOUNTING GP (NRS) . . . . .	90
		VALVE GP-EXHAUST GAS (NRS) . . . . .	91
		<b>AIR INLET AND EXHAUST SYSTEM</b>	
		ACTUATOR GP-ROTARY. . . . .	94
		ADAPTER GP-EXHAUST DIFFUSER. . . . .	95
		AFTERCOOLER GP-AIR . . . . .	96

# TABLE OF CONTENTS

Name . . . . .	Page	Name . . . . .	Page
AIR CLEANER GP . . . . .	97	LINES GP-FUEL FILTER . . . . .	160
AIR CLEANER GP . . . . .	99	MANIFOLD & MTG GP-FUEL . . . . .	162
COMBUSTION & MTG GP-EXHAUST . . . . .	100	MANIFOLD GP-FUEL . . . . .	163
COMBUSTION GP-EXHAUST . . . . .	101	MOUNTING GP-FUEL FILTER . . . . .	165
COOLER GP-EXHAUST (NRS) . . . . .	102	PUMP GP-FUEL INJECTION . . . . .	166
DUST EJECTOR GP . . . . .	105	PUMP GP-FUEL INJECTION . . . . .	168
ELBOW GP-AIR INLET- 90 DEGREE . . . . .	106	PUMP GP-FUEL INJECTION . . . . .	169
FASTENER GP-CEM . . . . .	107	PUMP GP-FUEL PRIMING . . . . .	170
FILTER GP-DIESEL PARTICULATE . . . . .	108	PUMP GP-FUEL PRM & PRIM FILTER . . . . .	172
FILTER GP-DIESEL PARTICULATE . . . . .	109	RAIL GP-FUEL . . . . .	173
FRAME GP-MOUNTING . . . . .	110	RAIL GP-FUEL . . . . .	175
HEAD GP-COMBUSTION . . . . .	111	TANK GP-FUEL . . . . .	176
KIT-COMBUSTION HEAD . . . . .	112	VALVE GP-CHECK - FUEL . . . . .	178
LIFTING GP-CEM . . . . .	113	VALVE GP-CHECK . . . . .	179
LINES GP-AIR - ATAAC . . . . .	114	VALVE GP-CHECK . . . . .	180
LINES GP-AIR . . . . .	115	VALVE GP-SOLENOID . . . . .	181
LINES GP-AIR - ARD COMBUSTION . . . . .	116	VALVE GP-SOLENOID . . . . .	182
LINES GP-AIR . . . . .	117		
LINES GP-EXHAUST - DPF INLET . . . . .	118		
LINES GP-EXHAUST COMBUSTION . . . . .	119	<b>ELECTRICAL AND STARTING SYSTEM</b>	
LINES GP-EXHAUST COMBUSTION . . . . .	121	ALARM GP . . . . .	183
LINES GP-TURBOCHARGER AIR . . . . .	123	ALTERNATOR GP-CHARGING . . . . .	184
MANIFOLD GP-EXHAUST . . . . .	125	ALTERNATOR GP-CHARGING . . . . .	186
MANIFOLD GP-EXHAUST COMBUSTION . . . . .	126	ALTERNATOR GP-CHARGING . . . . .	187
MANIFOLD GP-INLET . . . . .	127	ALTERNATOR GP-CHARGING . . . . .	188
MANIFOLD GP-INLET . . . . .	128	ANTENNA GP-SOOT . . . . .	189
MODULE AR-CLEAN EMISSIONS . . . . .	129	BATTERY & WIRING GP . . . . .	190
MOUNTING GP-CEM . . . . .	132	COIL GP-IGNITION . . . . .	196
PIPE GP-FLEXIBLE EXHAUST - 4 IN. . . . .	134	CONTROL & MTG GP-ENGINE ELEK . . . . .	197
PRECLEANER AS . . . . .	135	CONTROL GP-COMMUNICATION . . . . .	198
RESTRICTOR GP-EXHAUST . . . . .	136	CONTROL GP-ELECTRONIC . . . . .	199
SHIELD GP-HEAT . . . . .	137	ELECTRONICS AR-MACHINE . . . . .	200
SPACER GP-AIR INLET . . . . .	138	ELECTRONICS GP-COMMUNICATION . . . . .	201
STRAP GP-MOUNTING . . . . .	139	ELECTRONICS GP-COMMUNICATION . . . . .	202
SUPPORT & MOUNTING GP - EXHAUST MODULE	140	ELECTRONICS GP-IMPLEMENT . . . . .	203
TURBOCHARGER GP . . . . .	141	ELECTRONICS GP-MONITOR . . . . .	204
TURBOCHARGER GP . . . . .	142	ELECTRONICS GP-POWER TRAIN . . . . .	205
TURBOCHARGER GP . . . . .	143	HARNESS AS-ENGINE . . . . .	206
VALVE & MTG GP-AIR CONTROL - ARD COMBUSTION	144	HEATER GP-JACKET WATER . . . . .	208
VALVE GP-AIR CONTROL - ARD COMBUSTION .	146	INSTALLATION GP-COMMUNICATION . . . . .	209
VALVE GP-SOLENOID . . . . .	147	LAMP GP-DOME . . . . .	211
		LAMP GP-FLOOD . . . . .	212
		LAMP GP-FLOOD . . . . .	213
		LIGHTING GP-FLOOD . . . . .	214
		MODULE & MTG GP-CONTROL . . . . .	216
		MOUNTING GP-CONNECTOR . . . . .	217
		PANEL GP-CIRCUIT BREAKER . . . . .	218
		PLATE AS-BRUSH . . . . .	221
		RELAY GP . . . . .	222
		SENSOR & MTG GP-PRESSURE . . . . .	223
		SENSOR GP-ENGINE . . . . .	225
		SENSOR GP-POSITION . . . . .	227
		SENSOR GP-POSITION . . . . .	228
<b>FUEL SYSTEM</b>			
BASE GP-FUEL FILTER . . . . .	148		
FASTENER GP-FUEL INJ PUMP . . . . .	149		
FASTENER GP-FUEL INJ PUMP . . . . .	150		
FILTER GP-FUEL . . . . .	151		
FILTER GP-WATER SEP & FUEL . . . . .	153		
INJECTOR GP-FUEL . . . . .	154		
LINES GP-FUEL . . . . .	155		
LINES GP-FUEL . . . . .	158		

# TABLE OF CONTENTS

Name . . . . .	Page	Name . . . . .	Page
SENSOR GP-POSITION . . . . .	230	GEAR GP-BEVEL & TRANSFER . . . . .	311
SENSOR GP-PRESSURE . . . . .	231	LINES GP-POWER TRAIN OIL . . . . .	314
SENSOR GP-PRESSURE . . . . .	232	MOUNTING GP-FINAL DRIVE . . . . .	321
SENSOR GP-PRESSURE . . . . .	233	MOUNTING GP-TRANSMISSION . . . . .	322
SENSOR GP-PRESSURE . . . . .	234	PLANETARY GP-TRANSMISSION . . . . .	323
SENSOR GP-PRESSURE . . . . .	235	POWER TRAIN AR . . . . .	329
SENSOR GP-PRESSURE . . . . .	236	PUMP GP-GEAR . . . . .	330
SENSOR GP-PRESSURE . . . . .	237	PUMP GP-GEAR . . . . .	332
SENSOR GP-PRESSURE . . . . .	238	SCREEN GP-MAGNETIC . . . . .	334
SENSOR GP-PRESSURE . . . . .	239	SEGMENT GP-SPROCKET . . . . .	335
SENSOR GP-PRESSURE . . . . .	240	SHAFT GP-DRIVE . . . . .	336
SENSOR GP-SPEED . . . . .	241	TORQUE CONVERTER & HOUSING GP. . . . .	337
SENSOR GP-SPEED . . . . .	242	TORQUE CONVERTER GP. . . . .	339
SENSOR GP-SPEED . . . . .	243	TORQUE CONVERTER GP. . . . .	341
SENSOR GP-TEMPERATURE . . . . .	244	TRANSMISSION AR. . . . .	343
SENSOR GP-TEMPERATURE . . . . .	245	UNIVERSAL JOINT GP . . . . .	344
STARTING AID GP-ETHER . . . . .	246	VALVE GP-MODULATING . . . . .	345
STARTING MOTOR GP-ELECTRIC . . . . .	248	VALVE GP-RELIEF . . . . .	346
STARTING MOTOR GP-ELECTRIC . . . . .	250	VALVE GP-RELIEF . . . . .	347
STARTING MOTOR GP-ELECTRIC . . . . .	253	VALVE GP-SOLENOID . . . . .	349
SWITCH GP-DISCONNECT . . . . .	255		
SWITCH GP-MAGNETIC . . . . .	256		
SWITCH GP-PUSH BUTTON - HORN. . . . .	257		
SWITCH GP-START . . . . .	258		
VALVE GP-ETHER STARTING . . . . .	259		
WIRING GP-CEM . . . . .	260		
WIRING GP-ELECTRONIC CONTROL . . . . .	263		
WIRING GP-ENGINE . . . . .	265		
WIRING GP-PLATFORM. . . . .	269		
WIRING GP-SENSOR . . . . .	276		
WIRING GP-SENSOR . . . . .	278		
WIRING GP-UNIT INJECTOR . . . . .	280		
WIRING GP-VALVE . . . . .	282		
		<b>FRAME AND BODY</b>	
<b>POWER TRAIN</b>		BOX GP-BATTERY . . . . .	350
ACCUMULATOR GP . . . . .	283	BOX GP-BATTERY . . . . .	351
ACCUMULATOR GP . . . . .	284	BOX GP-BATTERY . . . . .	352
AXLE GP . . . . .	285	CASE & FRAME GP. . . . .	354
BRAKE & DIFFERENTIAL DRIVE GP . . . . .	286	COVER GP-PROTECTION . . . . .	355
BRAKE & PLANETARY GP . . . . .	290	DOOR GP-ACCESS. . . . .	356
CASE & PARTS GP-PLANETARY. . . . .	292	DOOR GP-ACCESS. . . . .	358
CASE GP-TRANSMISSION . . . . .	295	DRAWBAR GP . . . . .	360
CONTROL GP-STEERING & XMSN. . . . .	296	ENCLOSURE GP . . . . .	361
CONTROL GP-TRANSMISSION HYD. . . . .	297	ENCLOSURE GP-ENGINE . . . . .	362
COOLER GP-TRANSMISSION OIL . . . . .	299	ENCLOSURE GP-ENGINE . . . . .	366
COUPLING & GUARD GP . . . . .	301	ENCLOSURE GP-ENGINE . . . . .	367
COUPLING GP-PUMP . . . . .	302	FENDER GP. . . . .	368
DRAIN GP-ECOLOGY . . . . .	303	FENDER GP. . . . .	370
DRAIN GP-ECOLOGY . . . . .	304	FENDER GP. . . . .	371
DRIVE GP-FINAL . . . . .	306	GRILL GP-RADIATOR. . . . .	372
FILTER GP-OIL . . . . .	309	GUARD GP-BOTTOM. . . . .	373
FILTER GP-OIL . . . . .	310	GUARD GP-RADIATOR. . . . .	374
		HOOD & GUARD GP . . . . .	376
		INSULATION GP-SOUND SUPPR . . . . .	377
		<b>UNDERCARRIAGE</b>	
		BAR GP-EQUALIZER . . . . .	379
		BAR GP-EQUALIZER . . . . .	380
		CAP GP-TRACK IDLER . . . . .	381
		CAP GP-TRACK IDLER . . . . .	382
		CAP GP-TRACK IDLER . . . . .	383
		CAP GP-TRACK IDLER . . . . .	384
		CAP GP-TRACK IDLER . . . . .	385
		CAP GP-TRACK IDLER . . . . .	385
		FRAME GP-TELESCOPING RECOIL. . . . .	386

# TABLE OF CONTENTS

Name . . . . .	Page	Name . . . . .	Page
FRAME GP-TELESCOPING RECOIL . . . . .	388	VALVE GP-SOLENOID . . . . .	460
FRAME GP-TELESCOPING RECOIL . . . . .	390	VALVE GP-SOLENOID . . . . .	461
FRAME GP-TELESCOPING RECOIL . . . . .	392		
GUARD AR-IDLER . . . . .	394		
GUARD GP-TRACK GUIDE . . . . .	395		
GUARD GP-TRACK GUIDE . . . . .	396		
IDLER GP-FRONT . . . . .	397		
IDLER GP-TRACK . . . . .	398		
IDLER GP-TRACK . . . . .	399		
IDLER GP-TRACK . . . . .	401		
LINK AS-TRACK . . . . .	403		
LINK AS-TRACK . . . . .	405		
LINK AS-TRACK BOX . . . . .	406		
LINK AS-TRACK BOX . . . . .	407		
LINK AS-TRACK BOX . . . . .	408		
LINK AS-TRACK BOX . . . . .	409		
MOUNTING GP-CARRIER ROLLER . . . . .	410		
PIVOT BAR GP . . . . .	411		
ROLLER GP-TRACK CARRIER . . . . .	413		
ROLLER GP-TRACK-DOUBLE FLANGE . . . . .	414		
ROLLER GP-TRACK-DOUBLE FLANGE . . . . .	415		
ROLLER GP-TRACK-SINGLE FLANGE . . . . .	416		
ROLLER GP-TRACK-SINGLE FLANGE . . . . .	417		
ROLLER GP-TRACK-SINGLE FLANGE . . . . .	418		
ROLLER GP-TRACK-SINGLE FLANGE . . . . .	419		
SCRAPER GP-IDLER . . . . .	420		
TRACK ADJUSTER & RECOIL GP . . . . .	421		
TRACK GP . . . . .	423		
TRACK GP . . . . .	424		
UNDERCARRIAGE AR . . . . .	425		
UNDERCARRIAGE AR . . . . .	426		
<b>STEERING AND BRAKING SYSTEM</b>			
ACTUATOR GP-PUMP . . . . .	427		
ACTUATOR GP-PUMP . . . . .	428		
FILTER GP-OIL . . . . .	429		
HEAD GP-PUMP . . . . .	431		
LINES GP-STEERING . . . . .	433		
MANIFOLD & VALVE GP . . . . .	436		
MANIFOLD & VALVE GP . . . . .	437		
MOTOR GP-PISTON . . . . .	438		
PUMP & MTG GP-STEERING . . . . .	439		
PUMP GP-CHARGE . . . . .	440		
PUMP GP-PISTON . . . . .	441		
ROTATING GP-MOTOR . . . . .	447		
ROTATING GP-PUMP . . . . .	449		
VALVE & MTG GP-CONTROL . . . . .	451		
VALVE GP-BRAKE CONTROL . . . . .	453		
VALVE GP-BRAKE CONTROL . . . . .	455		
VALVE GP-RELIEF . . . . .	457		
VALVE GP-RELIEF . . . . .	458		
VALVE GP-RELIEF . . . . .	459		
		<b>HYDRAULIC SYSTEM</b>	
		ACCUMULATOR GP-PILOT OIL-CHARGED . . . . .	462
		ACCUMULATOR GP-PILOT OIL-UNCHARGED . . . . .	463
		ADAPTER GP-MOTOR . . . . .	464
		COOLER GP-HYDRAULIC OIL . . . . .	465
		HYDRAULIC AR-2 VALVE . . . . .	466
		LINES GP-HYDRAULIC FAN . . . . .	467
		LINES GP-LIFT CYLINDER . . . . .	470
		LINES GP-PILOT . . . . .	472
		LINES GP-PUMP . . . . .	476
		LINES GP-TILT CYLINDER . . . . .	480
		MANIFOLD GP-CONTROL . . . . .	482
		MANIFOLD GP-CONTROL . . . . .	483
		MANIFOLD GP-VALVE . . . . .	484
		MOTOR & MOUNTING GP-HYDRAULIC FAN . . . . .	485
		MOTOR GP-PISTON-HYDRAULIC FAN . . . . .	486
		MOUNTING GP-CYLINDER . . . . .	488
		PUMP & MOUNTING GP-IMPLEMENT, HYDRAULIC FAN . . . . .	490
		PUMP GP-PISTON . . . . .	491
		PUMP GP-PISTON-IMPLEMENT, HYDRAULIC FAN . . . . .	493
		PUMP GP-PISTON-IMPLEMENT . . . . .	494
		ROTATING GP-MOTOR-HYDRAULIC FAN . . . . .	496
		ROTATING GP-PUMP-IMPLEMENT, STEERING . . . . .	497
		ROTATING GP-PUMP-HYDRAULIC FAN . . . . .	498
		TANK & FILTER GP-HYDRAULIC . . . . .	499
		TANK & MTG GP-HYDRAULIC . . . . .	503
		VALVE & MTG GP-IMPLEMENT CONT . . . . .	504
		VALVE GP-BANK 2-BULLDOZER . . . . .	505
		VALVE GP-CHECK . . . . .	507
		VALVE GP-CONTROLBULLDOZER LIFT . . . . .	508
		VALVE GP-CONTROL-BULLDOZER TILT . . . . .	510
		VALVE GP-PRESSURE REDUCING-IMPLEMENT PILOT OIL . . . . .	512
		VALVE GP-PUMP CONTROL-PRESSURE, FLOW COMPENSATOR-HYDRAULIC FAN . . . . .	513
		VALVE GP-PUMP CONTROL-FLOW COMPENSATOR-IMPLEMENT . . . . .	514
		VALVE GP-QUICK-DROP . . . . .	515
		VALVE GP-QUICK-DROP . . . . .	516
		VALVE GP-RELIEF-MAIN . . . . .	518
		VALVE GP-RELIEF-IMPLEMENT PILOT OIL . . . . .	519
		VALVE GP-SHUTTLE . . . . .	520
		VALVE GP-SOLENOID . . . . .	521
		VALVE GP-SOLENOID . . . . .	522
		VALVE GP-SOLENOID . . . . .	523
		<b>IMPLEMENTS</b>	
		LINES GP-GREASE . . . . .	524

# TABLE OF CONTENTS

Name . . . . .	Page	Name . . . . .	Page
<b>OPERATOR STATION</b>			
AIR COMPRESSOR GP-SEAT-HEAVY-DUTY . . . . .	525	SUSPENSION GP-SEAT . . . . .	594
AIR COMPRESSOR GP-SEAT . . . . .	526	SUSPENSION GP-SEAT-AIR . . . . .	596
AIR CONDITIONER GP . . . . .	527	TANK GP-WINDOW WASHER . . . . .	598
AIR CONDITIONER GP . . . . .	528	TANK GP-WINDOW WASHER . . . . .	600
BLOWER GP-CAB . . . . .	529	VALVE GP-WATER-COOLANT . . . . .	601
BOX GP-STORAGE . . . . .	531	WASHER GP-WINDOW . . . . .	602
CAB AR. . . . .	532	WINDOW GP-CAB-SLIDING, RH . . . . .	604
CAB AR. . . . .	533	WINDOW GP-CAB-SLIDING, LH . . . . .	605
CAB GP . . . . .	534	WINDOW GP-CAB-RH . . . . .	606
CANOPY AR . . . . .	538	WINDOW GP-CAB-LH. . . . .	607
COMPRESSOR & MTG GP-REFRIG . . . . .	539	WINDOW GP-CAB-SLIDING, RH . . . . .	608
COMPRESSOR GP-REFRIGERANT . . . . .	540	WINDOW GP-CAB-SLIDING, LH . . . . .	609
CONDENSER & MTG GP-REFRIGERANT . . . . .	541	WINDOW GP-CAB-LH. . . . .	610
CONTROL & MTG GP-PEDAL. . . . .	542	WINDOW GP-CAB-RH . . . . .	612
CONTROL GP-JOYSTICK-STEERING, TRANSMISSION . . . . .	543	WINDOW GP-SLIDING-RH . . . . .	613
CONTROL GP-JOYSTICK-BULLDOZER . . . . .	544	WINDOW GP-SLIDING-LH . . . . .	614
CONTROL GP-JOYSTICK-STEERING, TRANSMISSION . . . . .	545	WIPER GP-WINDOW . . . . .	615
CONVERSION AR-OPEN ROPS . . . . .	546	WIPER PIVOT GP. . . . .	617
COVER GP-CONSOLE . . . . .	547		
HANDHOLD GP . . . . .	550	<b>SERVICE EQUIPMENT AND SUPPLIES</b>	
HEATER GP-CAB . . . . .	551	PLATE & FILM GP. . . . .	618
HOUSING GP-SEAT SUSPENSION. . . . .	553	PLATE & FILM GP. . . . .	620
INSTALLATION GP-RADIO . . . . .	555		
INSTRUMENT GP . . . . .	556	<b>AR - 72H PIPELAYER-D6T (T4i)</b>	
LINER GP-CAB. . . . .	558	AR - 72H PIPELAYER-D6T (T4i) . . . . .	622
LINER GP-CAB. . . . .	560	TRACTOR MODIFICATION – D6T (T4i) & 72H. . . . .	624
LINES GP-AIR CONDITIONER-UNDER HOOD. . . . .	562	GP – BUMPER – D6R III & D6T. . . . .	625
LINES GP-HEATER . . . . .	564	TRANSPORT CHAIN FOR LOAD BLOCK - GP. . . . .	626
MIRROR GP-REAR VIEW-OPEN ROPS . . . . .	566	AS - GUARD MOUNT . . . . .	627
MIRROR GP-REAR VIEW-INTERIOR . . . . .	567	AS – HANDLE – HOOD – RH SIDE. . . . .	628
MOTOR GP-WINDOW WIPER-FRONT . . . . .	568	TRACMOD – OPERATOR CONSOLE MODIFICATION . . . . .	629
MOTOR GP-WINDOW WIPER-REAR . . . . .	569	TRAC MOD - DASH MOUNTING HOLES. . . . .	630
MOTOR GP-WINDOW WIPER-DOOR, LH . . . . .	570	AS – DASH SPACER . . . . .	631
MOTOR GP-WINDOW WIPER-DOOR,RH . . . . .	571	AS – DASH FILLER . . . . .	632
MOUNTING GP-CAB. . . . .	572	TRAC MOD – RH DOOR MODIFICATION . . . . .	633
MOUNTING GP-ROPS. . . . .	573	AS - HANDRAIL . . . . .	634
MOUNTING GP-ROPS. . . . .	574		
PEDAL GP-GOVERNOR & BRAKE . . . . .	575	<b>GP – LH LOCKOUT &amp; FRAME SUPPORT</b>	
PLATFORM GP-CAB. . . . .	576	GP – LH LOCKOUT & FRAME SUPPORT . . . . .	635
PLATFORM GP-OPERATOR . . . . .	577		
PLATFORM GP-OPERATOR-OPEN ROPS. . . . .	579	<b>GP – RH LOCKOUT &amp; FRAME SUPPORT</b>	
PRESSURIZER GP-CAB. . . . .	582	GP – RH LOCKOUT & FRAME SUPPORT . . . . .	636
ROPS GP. . . . .	584	AS – TRACKFRAME BRACKET – LEFT - D6T (T4i) . . . . .	637
ROPS GP. . . . .	585	GP – TRACKFRAME LH REAR . . . . .	638
ROPS GP. . . . .	587	GP – TRACKFRAME LH FRONT . . . . .	639
SEAT GP-CLOTH, AIR. . . . .	588	AS – TRACKFRAME BRACKET – RIGHT – D6T (T4i) . . . . .	640
SEAT GP-CLOTH . . . . .	590	GP – TRACKFRAME RH REAR. . . . .	641
SEAT GP-VINYL . . . . .	591	GP – TRACKFRAME RH FRONT . . . . .	642
SEAT GP-SUSPENSION-CLOTH, AIR . . . . .	592		
SEAT GP-SUSPENSION-VINYL. . . . .	593		

# TABLE OF CONTENTS

Name . . . . .	Page	Name . . . . .	Page
<b>AS – PLATFORM – D6T (T4i)</b>		<b>GP – LOAD SENSE</b>	
AS – PLATFORM – D6T (T4i) . . . . .	644	GP – LOAD SENSE . . . . .	698
AS - RUBBER MOUNT LADDER . . . . .	647	<b>LOAD SENSE MANIFOLD</b>	
<b>GP – HYDRAULICS – D6T (T4i) &amp; 72H</b>		LOAD SENSE MANIFOLD . . . . .	699
GP – HYDRAULICS – D6T (T4i) & 72H . . . . .	648	<b>GP – CYLINDER CTWT</b>	
GP - DRAWWORKS – D6T (T4i) & 72H . . . . .	652	GP – CYLINDER CTWT . . . . .	700
AS – DRAWWORKS 72H . . . . .	657	<b>FC - HYD CYL</b>	
<b>AS – HOOK WINCH</b>		FC - HYD CYL . . . . .	702
AS – HOOK WINCH . . . . .	658	<b>GP – HYD TANK COVER – RETURN &amp; SUCTION – D6T (T4i)</b>	
FC – HOOK WINCH - FF. . . . .	659	GP – HYD TANK COVER – RETURN & SUCTION – D6T (T4i) . . . . .	704
FINAL DRIVE– HOOK WINCH. . . . .	660	<b>GP – BOOM STOP</b>	
BRAKE GROUP – HOOK WINCH . . . . .	662	GP – BOOM STOP . . . . .	706
MOTOR ADAPTOR – HOOK WINCH . . . . .	664	<b>FC - DIVERTER VALVE</b>	
FC – COMBINATION MANIFOLD . . . . .	665	FC - DIVERTER VALVE . . . . .	708
FC - HYD MTR 2-SP . . . . .	666	<b>AS –CONTROL PANEL</b>	
<b>AS – BOOM WINCH</b>		AS –CONTROL PANEL . . . . .	710
AS – BOOM WINCH . . . . .	669	AS – CONTROL BOX . . . . .	712
FC – BOOM WINCH - FF . . . . .	670	FC - MODE CONT. . . . .	716
FINAL DRIVE - BOOM WINCH . . . . .	672	FC - PILOT CONT 3-WAY. . . . .	718
BRAKE GROUP - BOOM WINCH . . . . .	674	FC - PILOT CONT 2-WAY. . . . .	720
MOTOR ADAPTOR – BOOM WINCH . . . . .	676	SHUTTLE, 2 SPEED . . . . .	722
FC – CBAL V MANF . . . . .	678	AS – HORN JUMPER WIRE . . . . .	723
FC – HYD MTR 1-SP. . . . .	680	AS – DOZER HANDLE PLUG. . . . .	724
<b>AS –HOOK WINCH MANIFOLD INSTALLATION</b>		AS – ELECTRICAL CONNECTOR PLUG. . . . .	725
AS –HOOK WINCH MANIFOLD INSTALLATION . . . . .	682	INSTALLATION – REAR CONTROL PANEL – D6T (T4i). . . . . .	726
<b>AS – COUNTERBALANCE VALVE INSTALLATION</b>		<b>GP -FILTER</b>	
AS – COUNTERBALANCE VALVE INSTALLATION . . . . .	684	GP -FILTER . . . . .	728
<b>GP –MAIN FUNCTION MANIFOLD ASSEMBLY</b>		<b>FC - AUX LS FLOW VALVE</b>	
GP –MAIN FUNCTION MANIFOLD ASSEMBLY . . . . .	686	FC - AUX LS FLOW VALVE. . . . .	730
<b>FC - MAIN CONTROL VALVE</b>		<b>AS – AUXILIARY LS FLOW VALVE</b>	
FC - MAIN CONTROL VALVE . . . . .	690	AS – AUXILIARY LS FLOW VALVE . . . . .	731
<b>VALVE GP – HOOK CONTROL</b>		<b>AS – RETURN TO TANK – D6T (T4i)</b>	
VALVE GP – HOOK CONTROL . . . . .	692	AS – RETURN TO TANK – D6T (T4i) . . . . .	733
<b>VALVE GP – BOOM CONTROL</b>			
VALVE GP – BOOM CONTROL . . . . .	694		
<b>GP – RETURN MANIFOLD – D6T (T4i) &amp; 72H</b>			
GP – RETURN MANIFOLD – D6T (T4i) & 72H . . . . .	696		



# TABLE OF CONTENTS

Name . . . . .	Page	Name . . . . .	Page
<b>GP – ACCUMULATOR INSTALLATION</b>		<b>GP - MIRRORS</b>	
GP – ACCUMULATOR INSTALLATION . . . . .	734	GP - MIRRORS . . . . .	764
<b>FC - ACCUMULATOR (CE)</b>		AS – RH OVERHEAD MIRROR BRKT – D6T (T4i) . . . . .	765
FC - ACCUMULATOR (CE) . . . . .	736	AS – MIRROR . . . . .	766
<b>AS – DISTRIBUTION – D6T (T4i)</b>		AS – MIRROR . . . . .	767
AS – DISTRIBUTION – D6T (T4i) . . . . .	738	AS – MIRROR SQ. . . . .	768
<b>AS – CAT RETURN HOSE CLAMP STANDOFF</b>		<b>AS – BOOM FOOT PIN</b>	
AS – CAT RETURN HOSE CLAMP STANDOFF . . . . .	740	AS – BOOM FOOT PIN . . . . .	769
<b>GP – COUNTERWEIGHT CONTROL – D6T (T4i) &amp; 72H</b>		<b>GP – GUARDING INSTALLATION – D6T (T4i) &amp; 72H</b>	
GP – COUNTERWEIGHT CONTROL – D6T (T4i) & 72H . . . . .	742	GP – GUARDING INSTALLATION – D6T (T4i) & 72H . . . . .	770
<b>FC – CTWT CONT</b>		<b>MOUNTING AS – SEAT RISERS</b>	
FC – CTWT CONT . . . . .	746	MOUNTING AS – SEAT RISERS . . . . .	774
<b>TRAC MOD – TRACTOR HOSES REMOVED &amp; CAPPED</b>		<b>GP - RIGGING</b>	
TRAC MOD – TRACTOR HOSES REMOVED & CAPPED . . . . .	748	GP - RIGGING . . . . .	776
<b>GP - HOSE CHART - D6T (T4i)</b>		GP – LOAD BLOCK . . . . .	778
GP - HOSE CHART - D6T (T4i) . . . . .	750	BLOCK GP – LOAD SHEAVE (LOWER) – 3/4 CABLE . . . . .	780
<b>GP CROSSMEMBER - D6T (T4i) &amp; 72H</b>		BLOCK GP – LOAD SHEAVE (UPPER) . . . . .	782
GP CROSSMEMBER - D6T (T4i) & 72H. . . . .	752	AS - PIN - GREASED . . . . .	784
AS - CROSSMEMBER . . . . .	753	SHEAVE AS - 12 IN . . . . .	785
<b>GP – LH FRAME – D6R III &amp; D6T</b>		BLOCK GROUP – 14” SHEAVE. . . . .	786
GP – LH FRAME – D6R III & D6T . . . . .	754	SHEAVE AS 14” . . . . .	787
<b>GP – RH FRAME SUPPORT – D6R SIII &amp; D6T</b>		AS - PIN - GREASED . . . . .	788
GP – RH FRAME SUPPORT – D6R SIII & D6T . . . . .	755	BLOCK GROUP – 14” SHEAVE. . . . .	789
<b>GP – RH FRAME - D6R SIII &amp; D6T</b>		<b>GP – DECALS –D6T (T4i) &amp; 72H</b>	
GP – RH FRAME - D6R SIII & D6T . . . . .	756	GP – DECALS –D6T (T4i) & 72H . . . . .	790
<b>GP – COUNTERWEIGHT 72H</b>		<b>GP - BOOM – 20 FT (6.1M) - 72H</b>	
GP – COUNTERWEIGHT 72H. . . . .	758	GP - BOOM – 20 FT (6.1M) - 72H. . . . .	798
AS - LINK. . . . .	761	<b>GP – HEATER OPTION – D6T(T4i) &amp; 72H</b>	
GP – CTWT YOKE PIN . . . . .	762	GP – HEATER OPTION – D6T(T4i) & 72H . . . . .	799
AS - PIN - GREASED . . . . .	763	GP – HEATER– D6T(T4i) & 72H . . . . .	800
		GP – NO HEATER. . . . .	801

# GENERAL INFORMATION

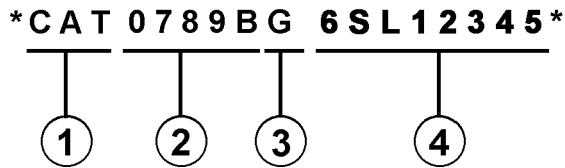
## 1. MACHINE IDENTIFICATION

Caterpillar machines are identified by Product Identification Numbers (PIN). Some components included in a machine may be identified by Serial Numbers (S/N). Typical components that will be serialized include engines, transmissions, bulldozers, and rippers. The machine and engine are further identified by arrangement numbers and in some cases modification numbers. These numbers are shown on the product identification plate(s) and on the master plate in the operator's compartment.

Caterpillar dealers need all of these numbers to determine accurate parts identification.



Effective First Quarter 2001 the Caterpillar Product Identification Number (PIN) changed from 8 to 17 characters. In an effort to provide uniform equipment identification, Caterpillar and other construction equipment manufacturers are moving to comply with the latest version of the product identification numbering standard. Non-road machine PINs are defined by ISO 10261. The new PIN format will apply to all Caterpillar machines and generator sets. The PIN plates and frame marking will display the 17 character PIN. The new format will look like the following:



Where:

1. Caterpillar's World Manufacturing Code (characters 1-3)
2. Machine Descriptor (characters 4-8)
3. Check Character (character 9)
4. Machine Indicator Section (MIS) or Product Sequence Number (characters 10-17). These were previously referred to as the Serial Number.

Machines and generator sets produced before First Quarter 2001 will maintain their 8 character PIN format.

Components such as engines, transmissions, axles, etc. and work tools will continue to use an 8 character Serial Number (S/N).

## 2. ORDERING PARTS

### **WARNING**

**When replacement parts are required for this product Caterpillar recommends using Caterpillar replacement parts or parts with equivalent specifications including, but not limited to, physical dimensions, type, strength and material.**

**Failure to heed this warning can lead to premature failures, product damage, personal injury or death.**

Quality Caterpillar replacement parts are available from Caterpillar dealers throughout the world. Their parts inventories are up to date and include all parts normally required to protect your investment in Caterpillar machines. Dealers may offer repair kits or remanufactured parts to allow selection of the most effective repair alternative for a particular situation. When ordering parts, your order should specify the quantity, part number, part name, and the serial number/product identification number of the machine for which the parts are needed.

## 3. PARTS MANUAL ORGANIZATION

Product information in this manual is presented as "information elements" that represent all of the components for the specific model. Engine Arrangement and Seat Group are examples of information elements. The information elements are organized alphabetically by part name and secondarily by part number within each major section of the manual.

## 4. TABLE OF CONTENTS

A table of contents (TOC) is found at the beginning of the manual. The TOC lists each section of the manual with a complete list of all information elements organized as they appear in the manual. Page numbers are provided for quick reference to detailed parts identification illustrations and serviceable consist lists.

## 5. MAINTENANCE PARTS INDEX

The Maintenance Parts Index, located near the beginning of the manual, references most frequently used maintenance part numbers, providing description, quantity, usage and page number. This information is organized alphabetically by part description.



# GENERAL INFORMATION

## 6. INDEX

The index located near the front of the manual is an alphabetical listing of all information elements included in the manual. Page numbers are provided for quick reference to detailed parts identification illustrations and serviceable consist lists.

## 7. PART NUMBER INDEX

A numerical index listing all part numbers and the corresponding page number(s) appears at the back of the manual.

## 8. CAPTIONS

Captions located at the beginning of each information element identify the part number and part name along with additional descriptive information. PIN and S/N information found in each caption should be used to select correct information for a specific machine. Field replacement options, identification of optional attachment components, and where used ("part of") information is also provided.

The first line of a caption is shown in larger type font to indicate the beginning of an information element. Captions for additional pages that may be required to illustrate an information element will be shown in standard type font and will include the term (*contd.*).

## 9. NON-SERVICED PARTS

In some instances it is necessary to display non-serviced parts that are a link to a lower level serviceable consist lists. These non-serviced part numbers are shown in *italic* type indicating that they are not available.

## 10. PARTS LIST REFERENCE NUMBERS

Numbers shown in the Ref No column correspond to numbers used in the associated graphic(s). An alphabetic suffix may be added to a reference number to identify lower level consist items. Numbers shown in the Graphic Ref column refer to the graphic number identifier displayed in the lower left corner of each illustration. The Graphic Ref number may be used in combination with the item Ref No to determine the correct part number. There may be intentional omission of a Ref No in a consist list as information is updated to reflect the latest serviceable part numbers.

## 11. INDENTED PART NAMES

When a part name is indented in a parts list, it is part of (included in) the group or assembly under which it is indented.

## 12. ILLUSTRATION REFERENCE LETTERS

When necessary, illustrations contain reference letters (A, B, C etc.) that are intended to track lines and harnesses from one point to another. They are also used to show where to reconnect illustrations that have been separated.

## 13. ABBREVIATIONS AND SYMBOLS

O.D. – Outside Diameter  
I.D. – Inside Diameter  
A – Not Part Of This Group  
B – Use As Required  
C – Change From Previous Type  
D – Order By The Meter  
E – Order By The Centimeter  
F – Not Shown  
G – Order By The Inch  
I – Refer To Hydraulic Information System  
M – Metric Part  
R – Remfg Part May Be Available  
Y – Separate Illustration  
Z – Not Serviced Separately



## 14. DESCRIPTION OF TYPE CHANGES

Type - A type is defined as any configuration change that requires an additional Information Element for an Arrangement, Group, or Assembly. If serial number breaks for types are not available, a type # ( Type 1, Type 2, etc.) will be displayed in the caption. These "type" changes are identified with a "C" note (change from previous type) in the Parts List. Only the "types" that apply to this Parts Manual will be included. Additional types may exist causing "C" notes to appear on an Information Element when no other types are shown.

## 15.<END>

This symbol indicates the end of an information element.

## NOTE:

Continuing improvement and advancement of product design may cause changes to your machine which may not be included in this publication. Whenever a question arises regarding your Caterpillar product or this publication, please consult your Caterpillar dealer for the latest available information.

# GENERAL INFORMATION

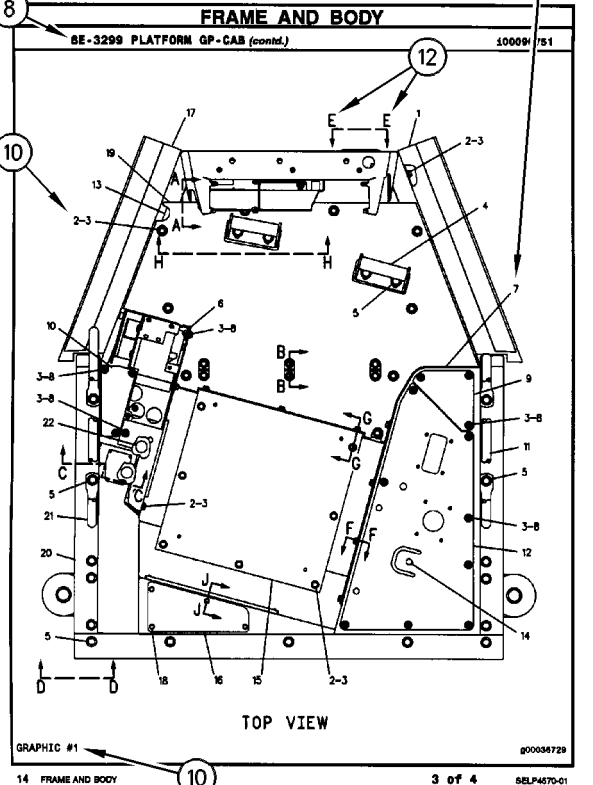
8 FRAME AND BODY SE-3299 PLATFORM GP-CAB PIN 3841-99999							1
BMC-7283							100090781
NOTE	REF ID	GRAPHIC REF	PART NUMBER	QTY	PART NAME	UNIT PRICE	
			ST-3983	1	PLATE AS		
			BP-2082	25	BOLT (3/8-18X.750IN)		
			BP-1078	41	WASHER-HARD (.288 THK)		
			BP-1444	2	SUPPORT AS-FOOT		
			BP-2229	19	BOLT (1/2-18X1IN)		
			BP-2229	19	WASHER-HARD (.488 THK)		
			BE-8134	1	COVER AS-LH		
			BP-2979	6	MUT-WELD (3/8-16 THD)		
			1P-8189	1	CLIP		
			78-2411	4	COVER		
			BJ-0489	19	SCREW-HEAD (3/8-18X.875IN)		
			8474	1	COVER		
			BE-8972	1	GASKET		
			BE-2289	1	GASKET		
			ST-3983	1	HANDHOLD		
			BE-8979	1	COVER AS		
			BP-2979	8	MUT-WELD (3/8-16 THD)		
			BE-8979	1	GASKET		
			7T-0131	1	FLOORPLATE AS		
			1P-0748	4	MUT-WELD (1/2-18 THD)		
			7T-8087	1	PLUG-BUTTON		
			7T-0136	1	PLATE AS		
			BP-2979	5	MUT-WELD (3/8-16 THD)		
			7T-8089	1	COVER		
			7T-0779	1	GASKET		
			ST-3981	1	PLATE AS		
			ST-8984	4	BOLT (1/4-20X.825IN)		
			ST-8985	4	WASHER-HARD (.288 THK)		
			ST-8484	1	FLOOR MAT		
			BE-8846	1	MODULE AS-OPERATOR		
			ST-3984	1	HANDHOLD		
			BP-8971	1	PLUG		
			ST-8384	4	BOLT (1/4-20X.825IN)		
			ST-4239	4	WASHER-HARD (.288 THK)		
			BP-2082	17	BOLT (3/8-18X.750IN)		
			BP-1078	21	WASHER-HARD (.288 THK)		
			7T-0136	1	SEAL		
			7X-0978	2	BOLT (3/4-10X5IN)		
			7X-0982	2	WASHER-HARD (.988 THK)		
			ST-3482	2	PLATE		
			ST-8980	1	PLATE AS		
			78-8988	8	SPACER		
			ST-8281	1	SEAL		
			78-8917	1	GASKET		
			78-8918	1	COVER AS		
			2R-8278	2	WASHER		
			BP-8989	2	SCREW-COURLED		
			BP-3489	1	COVER		
			BE-8987	1	COVER		
			BP-3081	8	SCREW-ROCKET HEAD		
			BP-2482	8	WELTING		
			BP-8987	2	PLATE		
			7X-0980	2	BOLT (7/8-9X5IN)		
			7X-8972	2	WASHER-HARD		
			BP-8484	4	BOLT (3/8-18X1.018)		
			ST-8788	1	COVER		

12 FRAME AND BODY 1 of 4 SELP470-01

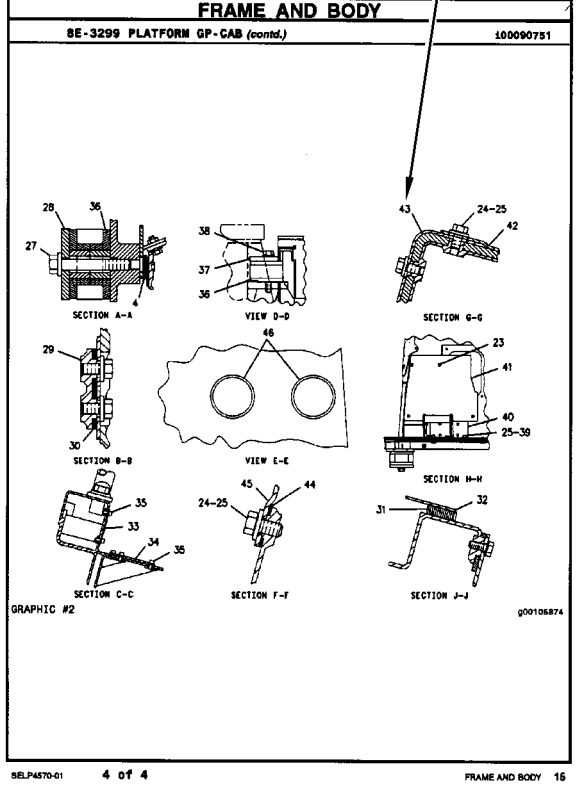
8 FRAME AND BODY SE-3299 PLATFORM GP-CAB							1
BE-3299 PLATFORM GP-CAB (cont.)							100090781
NOTE	REF ID	GRAPHIC REF	PART NUMBER	QTY	PART NAME	UNIT PRICE	
			BE-8518	1	COVER		
			7T-0134	1	PLATE		
			43	2	7T-0138	1 GASKET	
			44	2	78-8726	1 GASKET	
			45	2	78-8729	1 COVER	
			46	2	BY-1989	2 PLUG-BUTTON	

M-METRIC PART

SELP4870-01 2 of 4 FRAME AND BODY 13



14 FRAME AND BODY 3 of 4 SELP4870-01



SELP4870-01 4 of 4 FRAME AND BODY 16

# REPAIR ALTERNATIVES

## REMANUFACTURED COMPONENTS

As an option when making repairs consider Caterpillar Remanufactured Components. Components that are available through the Caterpillar Remanufactured Program are identified three ways in the parts book:

- with the letter R in the note field of the parts list
- with an R\* at the beginning of the first line of the caption
- with an \*R at the end of the first line of the caption

Typical components included in the Remanufacturing Program include:

ALTERNATORS  
CONNECTING RODS  
CRANKSHAFTS - UNDERSIZE  
CRANKSHAFTS - UPGRADE TO NEW  
CYLINDER HEADS  
ELECTRONIC CONTROL MODULES (ECM)  
ELECTRONIC SENSORS  
FUEL INJECTORS  
FUEL NOZZLES  
FUEL PUMPS  
GOVERNORS  
OIL PUMPS  
PISTONS  
SHORT BLOCKS  
STARTERS  
TURBOCHARGERS - COMPLETE  
TURBOCHARGER CARTRIDGES  
WATER PUMPS

Caterpillar Remanufactured engines for many engine arrangements are also available.

# SUPPLEMENTAL COOLANT ADDITIVES

## CUSTOMER BENEFITS:

Protects against cavitation, foam, erosion, corrosion, and scale buildup in cooling systems.

- Provides measured coolant conditioner.

## DESCRIPTION:

Additives deplete from the coolant with normal operation. For this reason, Supplemental Coolant Additives (SCA) must be added to all heavy duty coolants at regular intervals. In addition, when not using a fully formulated, pre-charged antifreeze, like Caterpillar's DEAC, an initial charge of SCA must be added to the cooling system. The amount of SCA added to the system is dependent on the capacity of the system.

The SCA for initial fill is provided as a liquid. SCA's for maintenance intervals are available in liquid form and as a spin-on element. (No Spin-on available for 3600 Family of Engines)

## NOTE:

The amount of SCA added at initial fill is not the same as the amount added at maintenance intervals.

The coolant additive elements can be used with any ethylene or propylene glycol type antifreeze which meets ASTM D4985 or ASTM D5345 Specifications.

## NOTE:

For use with standard heavy duty coolant only, not for use with Extended Life Coolant.

## PARTS NEEDED:

Cooling System Capacity		Liquid SCA at Initial Fill	Liquid SCA at Maintenance*	Spin-on SCA Maintenance Element*
Liters	Gallons			
22-30	(6-8)	3P-2044 (1)	6V-3542 (1)	111-2370 (1)
30-38	(8-10)	3P-2044 (1) 6V-3542 (1)	111-2372 (1)	111-2369 (1)
38-49	(10-13)	3P-2044 (1) 8T-1589 (1)	111-2372 (1)	111-2369 (1)
49-64	(13-17)	3P-2044 (2)	8T-1589 (1)	9N-3368 (1)
64-83	(17-22)	3P-2044 (2) 8T-1589 (1)	111-2372 (1) 6V-3542 (1)	111-2371 (1)
83-114	(22-30)	3P-2044 (3) 8T-1589 (1)	3P-2044 (1)	9N-3718 (1)
114-163	(30-43)	3P-2044 (5)	3P-2044 (1) 6V-3542 (1)	111-2371 (2)
163-242	(43-64)	3P-2044 (8)	3P-2044 (2)	9N-3718 (2)

\* Normal maintenance period is 250 hrs. See your Operation and Maintenance Manual for complete coolant maintenance instructions.

( ) Indicates quantity required.

# MAINTENANCE PARTS

DESCRIPTION	PART NUMBER	QTY	WHERE USED	PAGE
<b>AIR INLET AND EXHAUST SYSTEM</b>				
FILTER ELEMENT-AIR (PRIMARY)	349-6262	1	AIR CLEANER GP	99
FILTER ELEMENT-AIR (SECONDARY)	337-0790	1	AIR CLEANER GP	99
SPARK PLUG	295-3099	1	COMBUSTION GP-EXHAUST	101
<b>BASIC ENGINE</b>				
BELT-SERPENTINE	349-3353	1	PULLEY GP-ALTERNATOR	49
BREATHER AS (CRANKCASE)	9Y-2988	1	COVER GP-VALVE MECHANISM	14
CAP AS-ENGINE OIL FILLER	227-4531	1	COVER GP-VALVE MECHANISM	14
PLUG-DRAIN (ENGINE OIL PAN)	126-1683	1	DRAIN GP-ENGINE OIL	28
SEAL-VALVE COVER	260-0113	1	COVER GP-VALVE MECHANISM	14
<b>COOLING SYSTEM</b>				
CAP AS-RADIATOR	294-3342	1	TANK GP-COOLANT	87
REGULATOR-WATER TEMPERATURE	377-3016	1	REGULATOR GP-TEMPERATURE	86
<b>ELECTRICAL AND STARTING SYSTEM</b>				
BATTERY (12-VOLT, 1400-CCA)	153-5710	2	BATTERY & WIRING GP	190
CAP AS	330-2152	1	WIRING GP-PLATFORM	269
CIRCUIT BREAKER AS (15-AMPERE, MANUAL RESET)	280-27094	1	PANEL GP-CIRCUIT BREAKER	218
FILTER & GASKET AS (ETHER STARTING AID)	9X-7138	1	STARTING AID GP-ETHER	246
FILTER (ETHER START)	358-4889	1	VALVE GP-ETHER STARTING	259
FUSE (10-AMPERE)	113-8490	11	PANEL GP-CIRCUIT BREAKER	218
FUSE (15-AMPERE)	113-8491	29	PANEL GP-CIRCUIT BREAKER	218
FUSE (20-AMPERE)	113-8492	4	PANEL GP-CIRCUIT BREAKER	218
KEY (BATTERY DISCONNECT)	8H-5306	1	SWITCH GP-DISCONNECT	255
LAMP (24-VOLT) (CAB)	7N-9943	1	LAMP GP-DOME	211
LAMP AS (24-VOLT)	298-0364	1	WIRING GP-PLATFORM	272
LAMP AS (24-VOLT)	300-3285	1	WIRING GP-PLATFORM	272
LAMP-HALOGEN (24-VOLT, 70-WATT)	351-9918	1	LAMP GP-FLOOD	212
LAMP-HALOGEN (24-VOLT, 70-WATT)	351-9918	1	LAMP GP-FLOOD	213
<b>FRAME AND BODY</b>				
PLUG-DRAIN (CASE, FRAME)	106-8187	1	CASE & FRAME GP	354
<b>FUEL SYSTEM</b>				
CAP AS-FUEL	7X-7700	1	TANK GP-FUEL	176
FILTER AS-WATER SEP & FUEL (PRIMARY)	326-1643	1	FILTER GP-WATER SEP & FUEL	153
FILTER-ELECTRONIC (FUEL PRIMING PUMP)	364-8931	1	PUMP GP-FUEL PRIMING	170
FILTER-FUEL (ADVANCED EFFICIENCY)	1R-0749	2	BASE GP-FUEL FILTER	148
STRAINER-FUEL	9P-7121	1	TANK GP-FUEL	176
<b>HYDRAULIC SYSTEM</b>				
CAP-FILLER (HYDRAULIC TANK)	7H-1447	1	TANK & FILTER GP-HYDRAULIC	499
FILTER ELEMENT AS-OIL (ADVANCED EFFICIENCY)	1R-07771	1	TANK & FILTER GP-HYDRAULIC	499
FILTER ELEMENT AS-OIL (FIRE RESISTANT FLUID)	104-69311	1	TANK & FILTER GP-HYDRAULIC	499
FILTER ELEMENT AS-OIL (ULTRA HIGH EFFICIENCY)	139-15371	1	TANK & FILTER GP-HYDRAULIC	499
FILTER GP-OIL (IMPLEMENT PILOT)	334-5261	1	LINES GP-PILOT	472
FILTER-OIL (ULTRA HIGH EFFICIENCY)	126-1813	1	LINES GP-PILOT	472
PLUG-DRAIN (HYDRAULIC TANK)	9J-7031	1	TANK & FILTER GP-HYDRAULIC	499

# MAINTENANCE PARTS

DESCRIPTION	PART NUMBER	QTY	WHERE USED	PAGE
SCREEN (HYDRAULIC TANK)	6E-1752	1	TANK & FILTER GP-HYDRAULIC	499
SCREEN (IMPLEMENT PILOT OIL)	6E-5066	1	MANIFOLD GP-CONTROL	482
SCREEN AS (HYDRAULIC TANK)	3G-3267	1	TANK & FILTER GP-HYDRAULIC	499
STRAINER AS (HYDRAULIC TANK)	5J-7438	1	TANK & FILTER GP-HYDRAULIC	499
<b>LUBRICATION SYSTEM</b>				
CAP AS-ENGINE OIL FILLER	315-4134	1	FILLER GP-ENGINE OIL	57
FILTER AS-FUMES DISPOSAL (CRANKCASE VENTILATION)	335-40161	1	FILTER GP-FUMES DISPOSAL	62
FILTER AS-FUMES DISPOSAL (CRANKCASE VENTILATION)	344-51081	1	FILTER GP-FUMES DISPOSAL	62
FILTER ELEMENT-FUMES DISPOSAL	326-4689	1	FILTER GP-FUMES DISPOSAL	62
FILTER-ENGINE OIL (ADVANCED EFFICIENCY)	1R-1808	1	FILTER GP-ENGINE OIL	60
<b>OPERATOR STATION</b>				
BELT-SERPENTINE	357-0490	1	CANOPY AR	538
BLADE AS-WIPER (350-MM) (DOOR, RH, LH)	6V-5849	2	WIPER GP-WINDOW	615
BLADE AS-WIPER (400-MM) (FRONT)	6V-5851	1	WIPER GP-WINDOW	615
BLADE AS-WIPER (500-MM) (REAR)	146-6433	1	WIPER GP-WINDOW	615
CAP-VENTED (WINDOW WASHER TANK)	322-4964	1	TANK GP-WINDOW WASHER	598
DRYER AS-REFRIGERANT	320-0563	1	LINES GP-AIR CONDITIONER-UNDER HOOD	
562				
FILTER ELEMENT-CAB AIR (AIR RECIRCULATION)	6T-50681	1	PRESSURIZER GP-CAB	582
FILTER ELEMENT-CAB AIR (STANDARD EFFICIENCY) (FRESH AIR)	6T-09881	1	PRESSURIZER GP-CAB	582
SEAL-INTEGRAL	327-0282	5	LINES GP-AIR CONDITIONER-UNDER HOOD	
562				
SEAL-INTEGRAL	327-0283	3	LINES GP-AIR CONDITIONER-UNDER HOOD	
562				
<b>POWER TRAIN</b>				
BREATHER (TRANSMISSION)	9G-5127	1	LINES GP-POWER TRAIN OIL	314
FILTER ELEMENT AS-OIL (POWER TRAIN)	337-5270	1	FILTER GP-OIL	310
GASKET-COVER	8P-0058	1	CASE & PARTS GP-PLANETARY	292
PLUG-DRAIN (TRANSMISSION)	4B-7739	1	DRAIN GP-ECOLOGY	304
PLUG-MAGNETIC (FINAL DRIVE, OIL FILL)	6V-0439	1	DRIVE GP-FINAL	307
SCREEN AS (TORQUE CONVERTER SCAVENGE)	3T-64711	1	LINES GP-POWER TRAIN OIL	314
SCREEN GP-MAGNETIC (POWER TRAIN)	240-8259	1	SCREEN GP-MAGNETIC	334
SCREEN-SUCTION (POWER TRAIN)	4S-8598	1	SCREEN GP-MAGNETIC	334
SCREEN-SUCTION (TRANSMISSION CASE)	8S-9130	1	CASE & PARTS GP-PLANETARY	292
<b>STEERING AND BRAKING SYSTEM</b>				
FILTER-OIL (FIRE RESISTANT FLUID)	156-0214	1	FILTER GP-OIL	429
FILTER-OIL (ULTRA HIGH EFFICIENCY)	332-1871	1	FILTER GP-OIL	429

# INDEX

Name . . . . .	Page	Name . . . . .	Page
<b>A</b>			
ACCUMULATOR GP . . . . .	283	640	
	284	AS –CONTROL PANEL . . . . .	710
ACCUMULATOR GP-PILOT OIL . . . . .	462	AS –HOOK WINCH MANIFOLD INSTALLATION . . . . .	682
	463	AXLE GP . . . . .	285
ACTUATOR GP-PUMP . . . . .	427	<b>B</b>	
	428	BAR GP-EQUALIZER . . . . .	379
ACTUATOR GP-ROTARY . . . . .	94		380
ADAPTER GP-EXHAUST DIFFUSER . . . . .	95	BASE GP-FUEL FILTER . . . . .	148
ADAPTER GP-MOTOR . . . . .	464	BATTERY & WIRING GP . . . . .	190
AFTERCOOLER GP-AIR . . . . .	96	BLOCK GP – LOAD SHEAVE (LOWER) – 3/4 CABLE . . . . .	780
AIR CLEANER GP . . . . .	97		782
	99	BLOCK GP – LOAD SHEAVE (UPPER) . . . . .	786
AIR COMPRESSOR GP-SEAT . . . . .	525	BLOCK GROUP – 14” SHEAVE . . . . .	789
	526	BLOWER GP-CAB . . . . .	529
AIR CONDITIONER GP . . . . .	527	BOX GP-BATTERY . . . . .	350
	528		351
ALARM GP . . . . .	183		352
ALTERNATOR GP-CHARGING . . . . .	186	BOX GP-STORAGE . . . . .	531
	187	BRACKET GP-MOUNTING . . . . .	9
	188	BRAKE & DIFFERENTIAL DRIVE GP . . . . .	286
ALTERNATOR GP-CHARGING*R . . . . .	184	BRAKE & PLANETARY GP . . . . .	290
ANTENNA GP-SOOT . . . . .	189	BRAKE GROUP - BOOM WINCH . . . . .	674
AR - 72H PIPELAYER–D6T (T4i) . . . . .	622	BRAKE GROUP – HOOK WINCH . . . . .	662
AS – AUXILARY LS FLOW VALVE . . . . .	731	<b>C</b>	
AS – BOOM FOOT PIN . . . . .	769	CAB AR . . . . .	532
AS – BOOM WINCH . . . . .	669		533
AS – CAT RETURN HOSE CLAMP STANDOFF . . . . .	740	CAB GP . . . . .	534
AS – CONTROL BOX . . . . .	712	CAMSHAFT GP . . . . .	10
AS – COUNTERBALANCE VALVE INSTALLATION . . . . .	684	CANOPY AR . . . . .	538
AS - CROSSMEMBER . . . . .	753	CAP GP-TRACK IDLER . . . . .	381
AS – DASH FILLER . . . . .	632		382
AS – DASH SPACER . . . . .	631		383
AS – DISTRIBUTION – D6T (T4i) . . . . .	738		384
AS – DOZER HANDLE PLUG . . . . .	724		385
AS – DRAWWORKS 72H . . . . .	657	CASE & FRAME GP . . . . .	354
AS – ELECTRICAL CONNECTOR PLUG . . . . .	725	CASE & PARTS GP-PLANETARY . . . . .	292
AS - GUARD MOUNT . . . . .	627	CASE GP-TRANSMISSION . . . . .	295
AS – HANDLE – HOOD – RH SIDE . . . . .	628	CHASSIS AR . . . . .	1
AS - HANDRAIL . . . . .	634	COIL GP-IGNITION . . . . .	196
AS – HOOK WINCH . . . . .	658	COMBUSTION & MTG GP-EXHAUST . . . . .	100
AS – HORN JUMPER WIRE . . . . .	723	COMBUSTION GP-EXHAUST . . . . .	101
AS - LINK . . . . .	761	COMPRESSOR & MTG GP-REFRIG . . . . .	539
AS – MIRROR . . . . .	766	COMPRESSOR GP-REFRIGERANT . . . . .	540
	767	CONDENSER & MTG GP-REFRIGERANT . . . . .	541
AS – MIRROR SQ . . . . .	768	CONTROL & MTG GP-ENGINE ELEK . . . . .	197
AS - PIN - GREASED . . . . .	763	CONTROL & MTG GP-PEDAL . . . . .	542
	784	CONTROL GP-COMMUNICATION . . . . .	198
	788	CONTROL GP-ELECTRONIC . . . . .	199
AS – PLATFORM – D6T (T4i) . . . . .	644	CONTROL GP-JOYSTICK . . . . .	543
AS – RETURN TO TANK – D6T (T4i) . . . . .	733		544
AS – RH OVERHEAD MIRROR BRKT – D6T (T4i) . . . . .	765		545
AS - RUBBER MOUNT LADDER . . . . .	647		
AS – TRACKFRAME BRACKET – LEFT - D6T (T4i) . . . . .	637		
AS – TRACKFRAME BRACKET – RIGHT – D6T (T4i) . . . . .			



# INDEX

Name . . . . .	Page
CONTROL GP-STEERING & XMSN . . . . .	296
CONTROL GP-TRANSMISSION HYD . . . . .	297
CONVERSION AR-OPEN ROPS . . . . .	546
COOLER GP-ENGINE OIL . . . . .	73
COOLER GP-EXHAUST (NRS) . . . . .	102
COOLER GP-HYDRAULIC OIL . . . . .	465
COOLER GP-TRANSMISSION OIL . . . . .	299
COUPLING & GUARD GP . . . . .	301
COUPLING GP-PUMP . . . . .	302
COVER & MTG GP-CYLINDER BLOCK . . . . .	11
COVER GP-CONSOLE . . . . .	547
COVER GP-FRONT HOUSING . . . . .	12
	13
COVER GP-PROTECTION . . . . .	355
COVER GP-REGULATOR HOUSING . . . . .	74
COVER GP-VALVE MECHANISM . . . . .	14
CRANKSHAFT GP . . . . .	16
CYLINDER BLOCK GP . . . . .	17
	18
	19
CYLINDER HEAD AS . . . . .	20
CYLINDER HEAD GP . . . . .	22
	24

## D

DAMPER & PULLEY GP . . . . .	26
DAMPER AS-VIBRATION . . . . .	27
DOOR GP-ACCESS . . . . .	356
	358
DRAIN GP-ECOLOGY . . . . .	303
	304
DRAIN GP-ENGINE OIL . . . . .	28
DRAWBAR GP . . . . .	360
DRIVE GP-FINAL . . . . .	306
DUST EJECTOR GP . . . . .	105

## E

ELBOW GP-AIR INLET . . . . .	106
ELBOW GP-WATER . . . . .	75
ELECTRONICS AR-MACHINE . . . . .	200
ELECTRONICS GP-COMMUNICATION . . . . .	201
	202
ELECTRONICS GP-IMPLEMENT . . . . .	203
ELECTRONICS GP-MONITOR . . . . .	204
ELECTRONICS GP-POWER TRAIN . . . . .	205
ENCLOSURE GP . . . . .	361
ENCLOSURE GP-ENGINE . . . . .	362
	366
	367
ENGINE AR-COMplete . . . . .	4
ENGINE AR-CORE . . . . .	6
	7

Name . . . . .	Page
----------------	------

## F

FAN GP-SUCTION . . . . .	76
FASTENER GP-CEM . . . . .	107
FASTENER GP-CYLINDER HEAD . . . . .	29
FASTENER GP-FUEL INJ PUMP . . . . .	149
	150
FASTENER GP-WATER PUMP . . . . .	79
FC - ACCUMULATOR (CE) . . . . .	736
FC - AUX LS FLOW VALVE . . . . .	730
FC - BOOM WINCH - FF . . . . .	670
FC - CBAL V MANF . . . . .	678
FC - COMBINATION MANIFOLD . . . . .	665
FC - CTWT CONT . . . . .	746
FC - DIVERTER VALVE . . . . .	708
FC - HOOK WINCH - FF . . . . .	659
FC - HYD CYL . . . . .	702
FC - HYD MTR 1-SP . . . . .	680
FC - HYD MTR 2-SP . . . . .	666
FC - MAIN CONTROL VALVE . . . . .	690
FC - MODE CONT . . . . .	716
FC - PILOT CONT 2-WAY . . . . .	720
FC - PILOT CONT 3-WAY . . . . .	718
FENDER GP . . . . .	368

	370
	371
FILLER GP-ENGINE OIL . . . . .	57
	58
FILTER GP-DIESEL PARTICULATE . . . . .	108
	109
FILTER GP-ENGINE OIL . . . . .	60
FILTER GP-FUEL . . . . .	151
FILTER GP-FUMES DISPOSAL . . . . .	62
FILTER GP-OIL . . . . .	309
	310
	429
FILTER GP-WATER SEP & FUEL . . . . .	153
FINAL DRIVE - BOOM WINCH . . . . .	672
FINAL DRIVE- HOOK WINCH . . . . .	660
FLYWHEEL GP . . . . .	30
FRAME GP-MOUNTING . . . . .	110
FRAME GP-TELESCOPING RECOIL . . . . .	386
	388
	390
	392

## G

GAUGE GP-OIL LEVEL (DIPSTICK) . . . . .	63
	64
GEAR GP-BEVEL & TRANSFER . . . . .	311
GEAR GP-FRONT . . . . .	31
GEAR GP-REAR . . . . .	32
GENERAL AR . . . . .	2
GP - ACCUMULATOR INSTALLATION . . . . .	734
GP - BOOM - 20 FT (6.1M) - 72H . . . . .	798
GP - BOOM STOP . . . . .	706



# INDEX

Name . . . . .	Page	Name . . . . .	Page
GP – BUMPER – D6R III & D6T . . . . .	625		
GP – COUNTERWEIGHT 72H . . . . .	758		
GP – COUNTERWEIGHT CONTROL – D6T (T4i) & 72H 742 . . . . .	762		
GP – CTWT YOKE PIN . . . . .	700		
GP – CYLINDER CTWT . . . . .	790		
GP – DECALS –D6T (T4i) & 72H . . . . .	652		
GP - DRAWWORKS – D6T (T4i) & 72H . . . . .	770		
GP – GUARDING INSTALLATION – D6T (T4i) & 72H.. 770 . . . . .	800		
GP – HEATER– D6T(T4i) & 72H . . . . .	799		
GP – HEATER OPTION – D6T(T4i) & 72H . . . . .	750		
GP - HOSE CHART - D6T (T4i) . . . . .	704		
GP – HYD TANK COVER – RETURN & SUCTION – D6T (T4i) . . . . .	648		
GP – HYDRAULICS – D6T (T4i) & 72H . . . . .	754		
GP – LH FRAME – D6R III & D6T . . . . .	635		
GP – LH LOCKOUT & FRAME SUPPORT . . . . .	778		
GP – LOAD BLOCK . . . . .	698		
GP – LOAD SENSE . . . . .	764		
GP - MIRRORS . . . . .	801		
GP – NO HEATER . . . . .	696		
GP – RETURN MANIFOLD – D6T (T4i) & 72H . . . . .	756		
GP – RH FRAME - D6R SIII & D6T . . . . .	755		
GP – RH FRAME SUPPORT – D6R SIII & D6T . . . . .	636		
GP – RH LOCKOUT & FRAME SUPPORT . . . . .	776		
GP - RIGGING . . . . .	639		
GP – TRACKFRAME LH FRONT . . . . .	638		
GP – TRACKFRAME LH REAR . . . . .	642		
GP – TRACKFRAME RH FRONT . . . . .	641		
GP – TRACKFRAME RH REAR . . . . .	752		
GP CROSSMEMBER - D6T (T4i) & 72H . . . . .	728		
GP -FILTER . . . . .	686		
GP –MAIN FUNCTION MANIFOLD ASSEMBLY . . . . .	372		
GRILL GP-RADIATOR . . . . .	394		
GUARD AR-IDLER . . . . .	373		
GUARD GP-BOTTOM . . . . .	374		
GUARD GP-RADIATOR . . . . .	395		
GUARD GP-TRACK GUIDE . . . . .	396		
<b>H</b>			
HANDHOLD GP . . . . .	550		
HARNES AS-ENGINE . . . . .	206		
HEAD GP-COMBUSTION . . . . .	111		
HEAD GP-PUMP . . . . .	431		
HEATER GP-CAB . . . . .	551		
HEATER GP-JACKET WATER . . . . .	208		
HOOD & GUARD GP . . . . .	376		
HOUSING GP-FLYWHEEL . . . . .	34		
	36		
HOUSING GP-FRONT . . . . .	37		
HOUSING GP-SEAT SUSPENSION . . . . .	553		
HYDRAULIC AR-2 VALVE . . . . .	466		
		<b>I</b>	
		IDLER GP-FRONT . . . . .	397
		IDLER GP-TRACK . . . . .	398
			399
			401
		INJECTOR GP-FUEL . . . . .	154
		INSTALLATION – REAR CONTROL PANEL – D6T (T4i) 726 . . . . .	154
		INSTALLATION AR . . . . .	3
		INSTALLATION GP-COMMUNICATION . . . . .	209
		INSTALLATION GP-RADIO . . . . .	555
		INSTRUMENT GP . . . . .	556
		INSULATION GP-SOUND SUPPR . . . . .	377
		<b>K</b>	
		KIT-COMBUSTION HEAD . . . . .	112
		<b>L</b>	
		LAMP GP-DOME . . . . .	211
		LAMP GP-FLOOD . . . . .	212
			213
		LIFTING GP-CEM . . . . .	113
		LIFTING GP-ENGINE . . . . .	38
		LIGHTING GP-FLOOD . . . . .	214
		LINER GP-CAB . . . . .	558
			560
		LINES GP-AIR . . . . .	114
			115
			116
			117
		LINES GP-AIR CONDITIONER . . . . .	562
		LINES GP-ENGINE OIL . . . . .	66
			67
			68
		LINES GP-EXHAUST . . . . .	118
		LINES GP-EXHAUST COMBUSTION . . . . .	119
			121
		LINES GP-FUEL . . . . .	155
			158
		LINES GP-FUEL FILTER . . . . .	160
		LINES GP-GREASE . . . . .	524
		LINES GP-HEATER . . . . .	564
		LINES GP-HYDRAULIC FAN . . . . .	467
		LINES GP-LIFT CYLINDER . . . . .	470
		LINES GP-PILOT . . . . .	472
		LINES GP-POWER TRAIN OIL . . . . .	314
		LINES GP-PUMP . . . . .	476
		LINES GP-STEERING . . . . .	433
		LINES GP-TILT CYLINDER . . . . .	480
		LINES GP-TURBOCHARGER AIR . . . . .	123
		LINES GP-TURBOCHARGER OIL . . . . .	70
		LINES GP-WATER . . . . .	80
			82

# INDEX

Name . . . . .	Page	Name . . . . .	Page
LINK AS-TRACK .....	403	PIVOT BAR GP .....	411
	405	PLANETARY GP-TRANSMISSION.....	323
LINK AS-TRACK BOX .....	406	PLATE & FILM GP.....	618
	407		620
	408	PLATE AS-BRUSH.....	221
	409	PLATFORM GP-CAB .....	576
LOAD SENSE MANIFOLD.....	699	PLATFORM GP-OPERATOR.....	577
			579
		PLUG GP-CYLINDER BLOCK .....	44
			45
		PLUG GP-CYLINDER HEAD .....	46
		PLUG GP-ENGINE.....	47
			48
		POWER TRAIN AR .....	329
		PRECLEANER AS.....	135
		PRESSURIZER GP-CAB .....	582
		PULLEY GP-ALTERNATOR .....	49
		PUMP & MOUNTING GP .....	490
		PUMP & MTG GP-STEERING .....	439
		PUMP GP-CHARGE.....	440
		PUMP GP-ENGINE OIL .....	71
			72
		PUMP GP-FUEL INJECTION.....	166
			168
			169
		PUMP GP-FUEL PRIMING .....	170
		PUMP GP-FUEL PRM & PRIM FILTER.....	172
		PUMP GP-GEAR.....	330
			332
		PUMP GP-PISTON.....	441
			491
			493
			494
		PUMP GP-WATER .....	83
			84
			84
			85
			173
			175
			86
			222
			136
			50
			413
			414
			415
			416
			417
			418
			419
			584
			585
			587
			447
			496

## M

## R

## P

# INDEX

Name . . . . .	Page	Name . . . . .	Page
ROTATING GP-PUMP .....	449		
	497		
	498		
 <b>S</b> 		 <b>T</b> 	
SCRAPER GP-IDLER .....	420	TANK & FILTER GP-HYDRAULIC .....	499
SCREEN GP-MAGNETIC .....	334	TANK & MTG GP-HYDRAULIC .....	503
SEAL GP-CRANKSHAFT .....	51	TANK GP-COOLANT .....	87
SEAT GP .....	588	TANK GP-FUEL .....	176
	590	TANK GP-WINDOW WASHER .....	598
	591		600
SEAT GP-SUSPENSION .....	592	TORQUE CONVERTER & HOUSING GP .....	337
	593	TORQUE CONVERTER GP .....	339
SEGMENT GP-SPROCKET .....	335		341
SENSOR & MTG GP-PRESSURE .....	223	TRAC MOD - DASH MOUNTING HOLES .....	630
SENSOR GP-ENGINE .....	225	TRAC MOD - RH DOOR MODIFICATION .....	633
SENSOR GP-POSITION .....	227	TRAC MOD - TRACTOR HOSES REMOVED & CAPPED .....	748
	228	TRACK ADJUSTER & RECOIL GP .....	421
	230	TRACK GP .....	423
SENSOR GP-PRESSURE .....	231		424
	232	TRACMOD - OPERATOR CONSOLE MODIFICATION 629 .....	629
	233	TRACTOR MODIFICATION - D6T (T4i) & 72H .....	624
	234	TRANSMISSION AR .....	343
	235	TRANSPORT CHAIN FOR LOAD BLOCK - GP .....	626
	236	TRUNNION GP-ENGINE .....	53
	237	TURBOCHARGER GP .....	141
	238		142
	239		143
	240	 <b>U</b> 	
SENSOR GP-SPEED .....	241	UNDERCARRIAGE AR .....	425
	242		426
	243	UNIVERSAL JOINT GP .....	344
SENSOR GP-TEMPERATURE .....	244		
	245	 <b>V</b> 	
SHAFT GP-DRIVE .....	336	VALVE & MOUNTING GP (NRS) .....	90
SHEAVE AS - 12 IN .....	785	VALVE & MTG GP-AIR CONTROL .....	144
SHEAVE AS 14" .....	787	VALVE & MTG GP-CONTROL .....	451
SHIELD GP-HEAT .....	137	VALVE & MTG GP-IMPLEMENT CONT .....	504
SHUTTLE, 2 SPEED .....	722	VALVE GP - BOOM CONTROL .....	694
SPACER GP-AIR INLET .....	138	VALVE GP - HOOK CONTROL .....	692
STARTING AID GP-ETHER .....	246	VALVE GP-AIR CONTROL .....	146
STARTING MOTOR GP-ELECTRIC .....	248	VALVE GP-BANK 2 .....	505
	250	VALVE GP-BRAKE CONTROL .....	453
	253		455
STRAP GP-MOUNTING .....	139	VALVE GP-CHECK .....	178
SUPPORT & MOUNTING GP .....	140		179
SUPPORT GP-ENGINE .....	52		180
SUSPENSION GP-SEAT .....	594		507
	596	VALVE GP-CONTROL .....	508
SWITCH GP-DISCONNECT .....	255		510
SWITCH GP-MAGNETIC .....	256	VALVE GP-CONTROL .....	508
SWITCH GP-PUSH BUTTON .....	257		510
SWITCH GP-START .....	258	VALVE GP-ETHER STARTING .....	259
		VALVE GP-EXHAUST GAS (NRS) .....	91
		VALVE GP-MODULATING .....	345
		VALVE GP-PRESSURE REDUCING .....	512

# INDEX

Name . . . . .	Page	Name . . . . .	Page
VALVE GP-PUMP CONTROL .....	513		
	514		
VALVE GP-QUICK-DROP .....	515		
	516		
VALVE GP-RELIEF .....	346		
	347		
	457		
	458		
	459		
	518		
	519		
VALVE GP-SHUTTLE .....	520		
VALVE GP-SOLENOID .....	147		
	181		
	182		
	349		
	460		
	461		
	521		
	522		
	523		
VALVE GP-WATER .....	601		
VALVE MECHANISM GP .....	54		
	55		

## W

WASHER GP-WINDOW .....	602
WINDOW GP-CAB .....	604
	605
	606
	607
	608
	609
	610
	612
WINDOW GP-SLIDING .....	613
	614
WIPER GP-WINDOW .....	615
WIPER PIVOT GP .....	617
WIRING GP-CEM .....	260
WIRING GP-ELECTRONIC CONTROL .....	263
WIRING GP-ENGINE .....	265
WIRING GP-PLATFORM .....	269
WIRING GP-SENSOR .....	276
	278
WIRING GP-UNIT INJECTOR .....	280
WIRING GP-VALVE .....	282

## Y

YOKE GP .....	56
	208

# MACHINE ARRANGEMENT

## 324-3020 CHASSIS AR

S/N: PLR1-UP

PART OF 378-7987 GENERAL AR

SMCS - 7000

i04476929

NOTE	PART NUMBER	QTY	PART NAME						SEE PAGE
			1	2	3	4	5	6 (PRODUCT LEVEL)	
Y	325-6424	1	BATTERY & WIRING GP						190
Y	332-3718	1	BOX GP-BATTERY						350
Y	325-3724	1	CAB AR						532
Y	325-1952	1	CASE & FRAME GP						354
Y	330-8330	1	ENCLOSURE GP						361
Y	324-5977	1	ENCLOSURE GP-ENGINE						362
Y	324-5978	1	FENDER GP						368
Y	325-2501	1	GRILL GP-RADIATOR						372
Y	218-1836	1	GUARD GP-BOTTOM						373
Y	325-0291	1	GUARD GP-RADIATOR						374
Y	325-3721	1	INSTRUMENT GP						556
Y	325-0061	1	LINES GP-FUEL						155
Y	362-2183	1	LINES GP-GREASE						524
Y	343-1383	1	MOUNTING GP-CYLINDER						488
Y	348-5481	1	MOUNTING GP-ROPS						573
Y	325-3722	1	PLATFORM GP-OPERATOR						577
Y	355-1490	1	ROPS GP						584
Y	332-3427	1	SEAT GP						588
Y	333-3473	1	TANK GP-FUEL						176
Y	325-6425	1	WIRING GP-PLATFORM						269
Y	350-9180	1	WIRING GP-VALVE						282
	6V-1970	1	LITERATURE GP						
	5P-7958	1	SLEEVE-CABLE SPLICE						
	5P-8500	2	KEY						

Y-SEPARATE ILLUSTRATION

<END>

# MACHINE ARRANGEMENT

## 378-7987 GENERAL AR

S/N: PLR1-UP

SMCS - 7000

i04404723

NOTE	PART NUMBER	QTY	PART NAME						SEE PAGE
			1	2	3	4	5	6 (PRODUCT LEVEL)	
Y	324-3020	1	CHASSIS AR						1
Y	324-3030	1	ELECTRONICS AR-MACHINE						200
Y	324-3050	1	HYDRAULIC AR-2 VALVE						466
Y	324-3060	1	INSTALLATION AR						3
Y	337-4256	1	MODULE AR-ENGINE & CEM						8
Y	324-3070	1	PLATE & FILM GP						618
Y	324-3083	1	POWER TRAIN AR						329
Y	324-3102	1	UNDERCARRIAGE AR						425

Y-SEPARATE ILLUSTRATION

<END>

# MACHINE ARRANGEMENT

## 324-3060 INSTALLATION AR

S/N: PLR1-UP

PART OF 378-7987 GENERAL AR

SMCS - 7000

i04016150

NOTE	PART NUMBER	QTY	PART NAME						SEE PAGE
			1	2	3	4	5	6 (PRODUCT LEVEL)	
Y	321-7910	1	AFTERCOOLER GP-AIR						96
Y	324-3111	1	AIR CLEANER GP						97
Y	324-3115	1	AIR CONDITIONER GP						528
Y	321-7920	1	ALTERNATOR GP-CHARGING						187
Y	321-7930	1	COMPRESSOR & MTG GP-REFRIG						539
Y	321-8060	1	CONDENSER & MTG GP-REFRIGERANT						541
Y	321-7940	1	COOLER GP-HYDRAULIC OIL						465
Y	356-2164	1	COVER GP-PROTECTION						355
Y	324-3112	1	DUST EJECTOR GP						105
Y	321-7950	1	FAN GP-SUCTION						76
Y	356-4764	1	FASTENER GP-CEM						107
Y	321-7960	1	LINES GP-AIR (ATAAC)						114
Y	324-3119	1	LINES GP-AIR						115
Y	324-3118	1	LINES GP-EXHAUST COMBUSTION						119
Y	321-7970	1	LINES GP-WATER						80
Y	321-7980	1	MOUNTING GP-ENGINE						40
Y	321-7990	1	PULLEY GP-ALTERNATOR						49
Y	321-8000	1	RADIATOR GP						85
Y	356-2163	1	SHIELD GP-HEAT						137
Y	324-3110	1	STARTING AID GP-ETHER						246
Y	321-8030	1	STARTING MOTOR GP-ELECTRIC						248
Y	321-8010	1	TANK GP-COOLANT						87
Y	321-8020	1	WIRING GP-ENGINE						265
Y	224-2693	1	YOKE GP						56

Y-SEPARATE ILLUSTRATION

<END>

# ENGINE ARRANGEMENT

## 364-1558 ENGINE AR-COMPLETE

S/N: MME1-UP

166 BRAKE KW (223 BHP) AT 2000 RPM.

PART OF 337-4256 MODULE AR-ENGINE & CEM

SMCS - 1000

i04536132

NOTE	PART NUMBER	QTY	PART NAME						SEE PAGE
			1	2	3	4	5	6 (PRODUCT LEVEL)	
Y	329-9996	1	ADAPTER GP-EXHAUST DIFFUSER (TURBOCHARGER)						95
Y	344-4056	1	BRACKET GP-MOUNTING						9
Y	325-3257	1	CONTROL & MTG GP-ENGINE ELEK						197
Y	365-5171	1	COOLER GP-ENGINE OIL						73
Y	349-1454	1	COOLER GP-TRANSMISSION OIL						299
Y	348-9213	1	COVER & MTG GP-CYLINDER BLOCK						11
Y	269-5325	1	COVER GP-FRONT HOUSING (OPTIONAL EQUIPMENT)						12
Y	338-2640	1	COVER GP-FRONT HOUSING						13
Y	352-7464	1	COVER GP-REGULATOR HOUSING						74
Y	349-1527	1	COVER GP-VALVE MECHANISM						14
Y	344-0372	1	DAMPER & PULLEY GP						26
Y	4P-2102	1	DRAIN GP-ENGINE OIL						28
Y	365-5456	1	ELBOW GP-AIR INLET						106
Y	348-8328	1	ELBOW GP-WATER						75
Y	364-0082	1	ENGINE AR-CORE						7
Y	346-5148	1	FASTENER GP-FUEL INJ PUMP						149
Y	348-1100	1	FASTENER GP-WATER PUMP						79
Y	357-6010	1	FILLER GP-ENGINE OIL						58
Y	344-5150	1	FILTER GP-ENGINE OIL						60
Y	347-4241	1	FILTER GP-FUEL						151
Y	342-5979	1	FILTER GP-FUMES DISPOSAL						62
Y	337-2181	1	FLYWHEEL GP						30
Y	347-3684	1	GAUGE GP-OIL LEVEL (DIPSTICK) (ENGINE)						63
Y	175-6260	1	GEAR GP-REAR						32
Y	350-2033	1	HOUSING GP-FLYWHEEL						36
Y	338-5813	1	HOUSING GP-FRONT						37
Y	348-9192	1	LIFTING GP-ENGINE						38
Y	380-8504	1	LINES GP-AIR						117
Y	287-7841	1	LINES GP-ENGINE OIL						66
Y	357-6365	1	LINES GP-ENGINE OIL						68
Y	331-2758	1	LINES GP-FUEL						158
Y	347-4240	1	LINES GP-FUEL FILTER						160
Y	348-0832	1	LINES GP-TURBOCHARGER AIR						123
Y	344-9398	1	LINES GP-TURBOCHARGER OIL						70
Y	345-7276	1	LINES GP-WATER						82
Y	343-0583	1	MANIFOLD GP-EXHAUST						125
Y	344-8267	1	MANIFOLD GP-INLET						128
Y	344-0371	1	MOUNTING GP-ALTERNATOR & COMPR						39
Y	356-2518	1	MOUNTING GP-CEM						132
Y	343-9072	1	MOUNTING GP-CONNECTOR						217
Y	347-0116	1	MOUNTING GP-FUEL FILTER						165
Y	346-5791	1	PAN GP-OIL						41
Y	275-4260	1	PLUG GP-CYLINDER BLOCK						44
Y	275-8699	1	PLUG GP-CYLINDER BLOCK						45
Y	346-4997	1	PLUG GP-CYLINDER HEAD						46
Y	292-9786	1	PLUG GP-ENGINE (COMPRESSION BRAKE)						47
Y	348-1101	1	PLUG GP-ENGINE (WATER PUMP)						48
Y	381-9370	1	REGULATOR GP-TEMPERATURE						86
Y	295-2351	1	SEAL GP-CRANKSHAFT						51
Y	349-4782	1	SPACER GP-AIR INLET						138



# ENGINE ARRANGEMENT

Y	345-1232	1	SUPPORT GP-ENGINE	52
Y	311-8095	1	TRUNNION GP-ENGINE	53
Y	339-5356	1	TURBOCHARGER GP	141
Y	348-9743	1	VALVE GP-SOLENOID (24-VOLT)	523
Y	373-2217	1	WIRING GP-ELECTRONIC CONTROL	263
Y	343-9081	1	WIRING GP-SENSOR	276

PLEASE USE THE GASKET KIT LINK IN SIS OR CONTACT YOUR LOCAL DEALER FOR THE LATEST GASKET KIT INFORMATION

Y-SEPARATE ILLUSTRATION

<END>

# ENGINE ARRANGEMENT

## 347-0103 ENGINE AR-CORE

S/N: MME1-UP

238 BRAKE KW (319 BHP) AT 1800 RPM.

PART OF 364-0082 ENGINE AR-CORE

SMCS - 1000

i04398898

NOTE	PART NUMBER	QTY	PART NAME						SEE PAGE
			1	2	3	4	5	6 (PRODUCT LEVEL)	
Y	294-3593	1	CAMSHAFT GP						10
Y	345-9941	1	COOLER GP-EXHAUST (NRS)						102
Y	294-2987	1	CRANKSHAFT GP						16
Y	277-7261	1	CYLINDER BLOCK GP						18
Y	346-0485	1	CYLINDER HEAD GP						22
Y	294-2931	1	GEAR GP-FRONT						31
Y	342-6646	6	PISTON & ROD GP						42
Y	259-2976	1	PUMP GP-ENGINE OIL						71
Y	344-9101	1	PUMP GP-FUEL INJECTION						166
Y	345-1974	6	PUMP GP-FUEL INJECTION						168
Y	346-9561	1	PUMP GP-WATER						84
Y	344-9102	1	RAIL GP-FUEL						173
Y	342-8959	1	SENSOR GP-ENGINE						225
Y	347-9431	1	VALVE & MOUNTING GP (NRS)						90
Y	348-9896	1	VALVE MECHANISM GP						55
Y	343-9066	1	WIRING GP-UNIT INJECTOR						280

Y-SEPARATE ILLUSTRATION

<END>

# ENGINE ARRANGEMENT

## 364-0082 ENGINE AR-CORE

S/N: MME1-UP

PART OF 364-1558 ENGINE AR-COMplete

CANNOT BE USED WITH ENGINE BRAKE

SMCS - 1000

i04363115

NOTE	PART NUMBER	QTY	PART NAME						SEE PAGE
			1	2	3	4	5	6 (PRODUCT LEVEL)	
Y	347-0103	1	ENGINE AR-CORE						6
Y	357-1233	1	PLATE & FILM GP						620
	364-1919	1	ELECTRONICS GP-ENGINE RATINGS						

Y-SEPARATE ILLUSTRATION

<END>

# ENGINE ARRANGEMENT

## 337-4256 MODULE AR-ENGINE & CEM

S/N: PLR1-UP

PART OF 378-7987 GENERAL AR

SMCS - 1000

SMCS - 1050

i04401565

NOTE	PART NUMBER	QTY	PART NAME						SEE PAGE
			1	2	3	4	5	6 (PRODUCT LEVEL)	
Y	364-1558	1	ENGINE AR-COMPLETE						4
Y	362-8790	1	MODULE AR-CLEAN EMISSIONS						129
Y	345-8966	1	PIPE GP-FLEXIBLE EXHAUST						134

Y-SEPARATE ILLUSTRATION

<END>

# BASIC ENGINE

## 344-4056 BRACKET GP-MOUNTING

S/N: MME1-UP

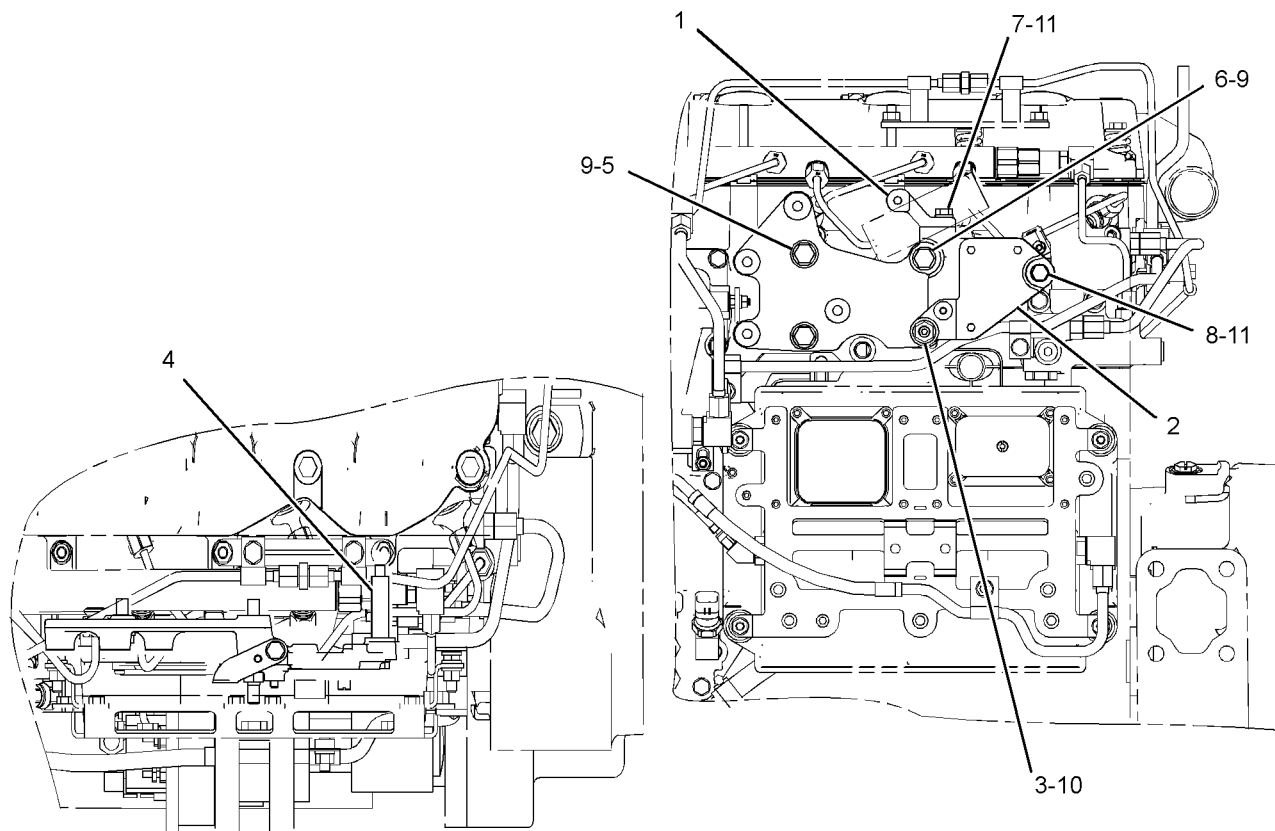
PART OF 364-1558 ENGINE AR-COMplete

SMCS - 0635

103898250

NOTE	REF NO	GRAPHIC REF	PART NUMBER	QTY	PART NAME						SEE PAGE
					1	2	3	4	5	6 (PRODUCT LEVEL)	
	1	1	357-2104	1	BRACKET						
	2	1	357-8276	1	BRACKET AS						
		1	4F-2609	2	DOWEL						
	3	1	197-7481	1	STUD (M10X1.5X18-MM, M10X1.5X65-MM)						
	4	1	5L-2087	1	SPACER (9.25X13.72X50.8-MM THK)						
	5	1	6V-1820	2	BOLT (M10X1.5X30-MM)						
	6	1	6V-4249	1	BOLT (M10X1.5X50-MM)						
	7	1	6V-5217	1	BOLT (M8X1.25X20-MM)						
	8	1	6V-5221	1	BOLT (M8X1.25X80-MM)						
	9	1	6V-5839	3	WASHER (11X21X2.5-MM THK)						
	10	1	8T-4121	1	WASHER-HARD (11X21X2.5-MM THK)						
	11	1	9M-1974	2	WASHER-HARD (8.8X16X2-MM THK)						

M-METRIC PART



TOP VIEW OF ENGINE

LEFT SIDE VIEW OF ENGINE

g02149432

GRAPHIC #1

<END>

# BASIC ENGINE

## 294-3593 CAMSHAFT GP

S/N: MME1-UP

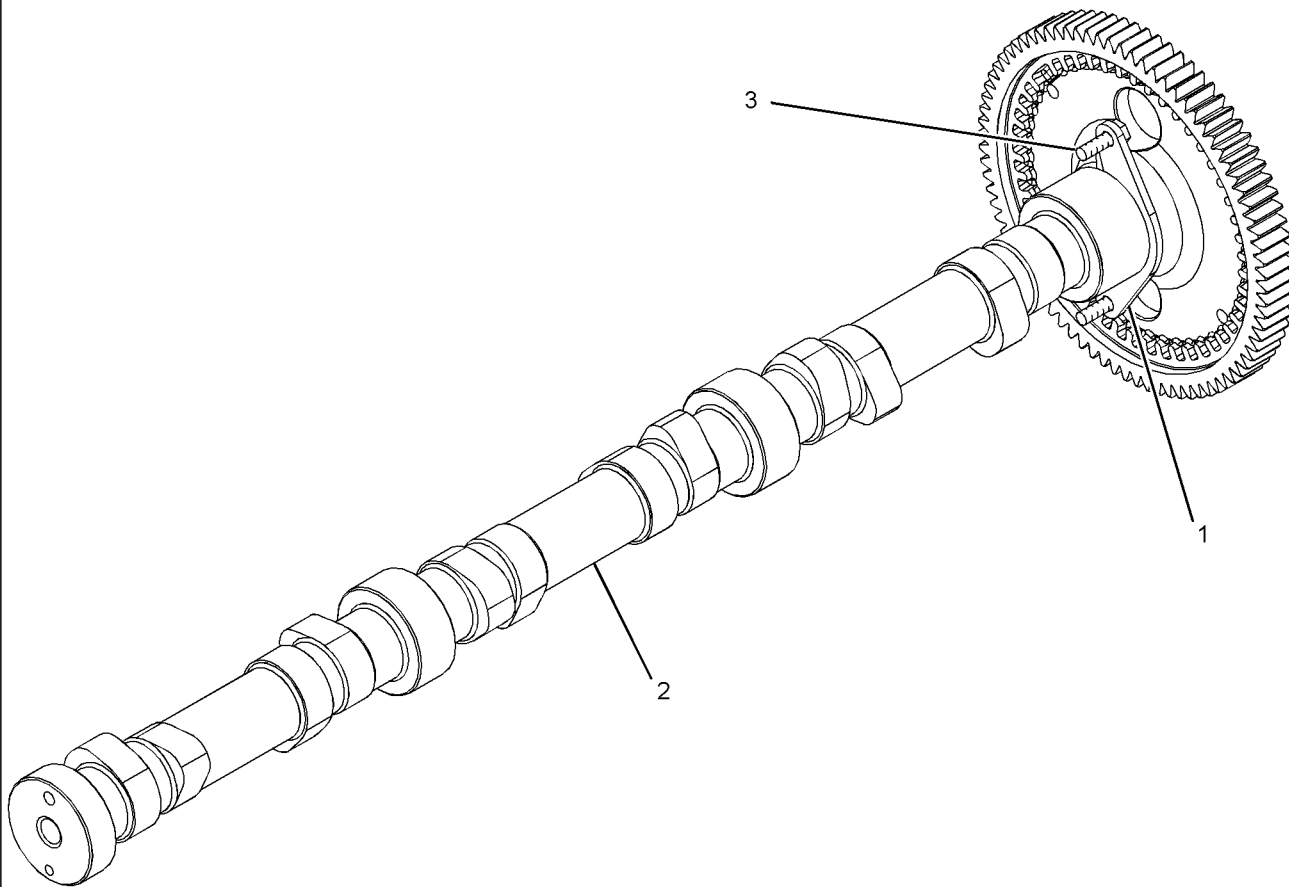
PART OF 347-0103 ENGINE AR-CORE

SMCS - 1210

I03785151

NOTE	REF NO	GRAPHIC REF	PART NUMBER	QTY	PART NAME						SEE PAGE
					1	2	3	4	5	6 (PRODUCT LEVEL)	
	1	1	107-7694	1	PLATE-THRUST						
C	2	1	347-7109	1	CAMSHAFT AS						
		1	1B-8705	1	KEY-WOODRUFF						
		1	347-0425	1	GEAR-CAMSHAFT (80-TEETH)						
	3	1	6V-3940	2	BOLT (M8X1.25X25-MM)						

C-CHANGE FROM PREVIOUS TYPE  
M-METRIC PART



g01455538

GRAPHIC #1

<END>

# BASIC ENGINE

## 348-9213 COVER & MTG GP-CYLINDER BLOCK

S/N: MME1-UP

PART OF 364-1558 ENGINE AR-COMplete

FOR USE WITH ENGINES WITH VALVE COVER MOUNTED BREATHER

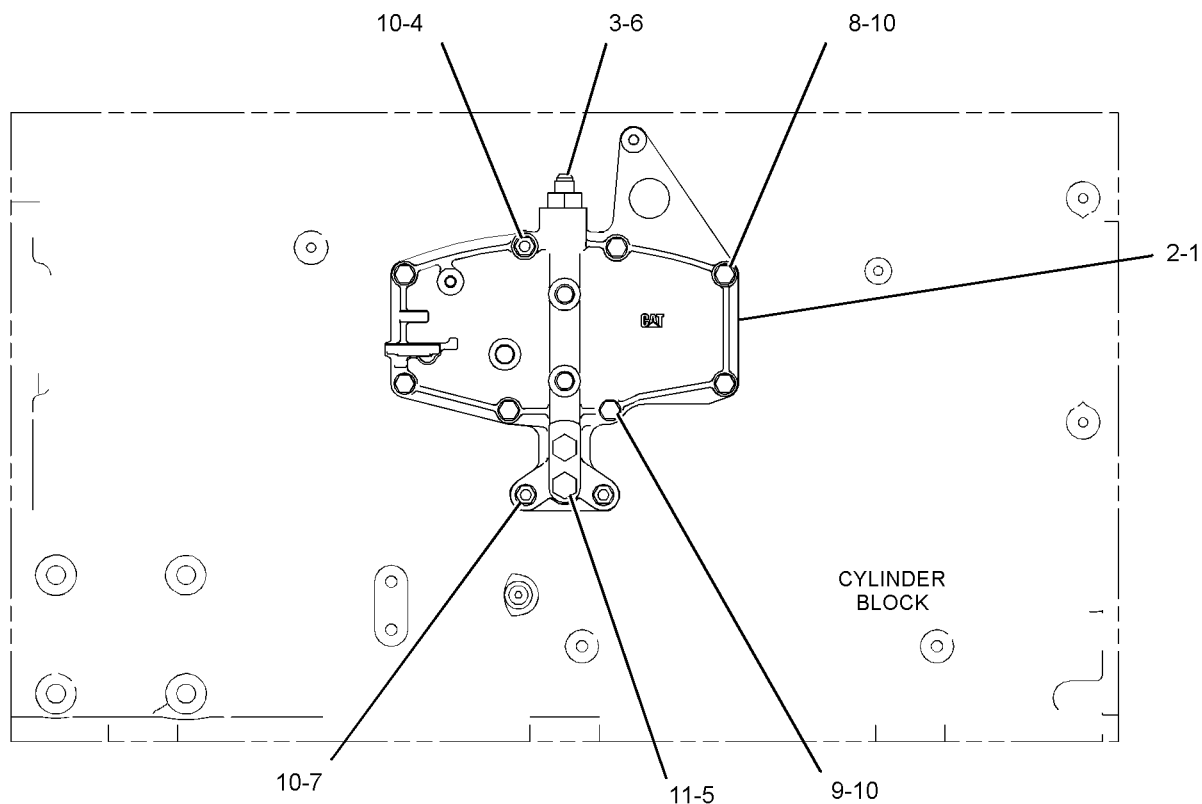
CANNOT BE USED WITH ENGINES WITH SIDE MOUNTED BREATHER

SMCS - 1201

103832874

NOTE	REF NO	GRAPHIC REF	PART NUMBER	QTY	PART NAME						SEE PAGE
					1	2	3	4	5	6 (PRODUCT LEVEL)	
	1	1	280-4322	1	GASKET						
	2	1	348-9214	1	COVER-CYLINDER						
	3	1	030-8194	1	CONNECTOR						
	4	1	131-0353	1	STUD (M8X1.25X82.75-MM)						
	5	1	214-7568	2	SEAL-O-RING						
	6	1	238-5081	1	SEAL-O-RING						
	7	1	241-0542	2	STUD (M8X1.25X30-MM)						
	8	1	6V-2317	5	BOLT (M8X1.25X30-MM)						
	9	1	6V-5219	2	BOLT (M8X1.25X40-MM)						
	10	1	9M-1974	10	WASHER-HARD (8.8X16X2-MM THK)						
	11	1	9S-4191	2	PLUG-O-RING						

M-METRIC PART



LEFT SIDE VIEW OF ENGINE

g02149777

GRAPHIC #1

<END>

# BASIC ENGINE

## 269-5325 COVER GP-FRONT HOUSING

S/N: MME1-UP

PROVIDES COVER FOR ENGINES WITHOUT FACTORY INSTALLED AIR COMPRESSOR

PART OF 364-1558 ENGINE AR-COMplete

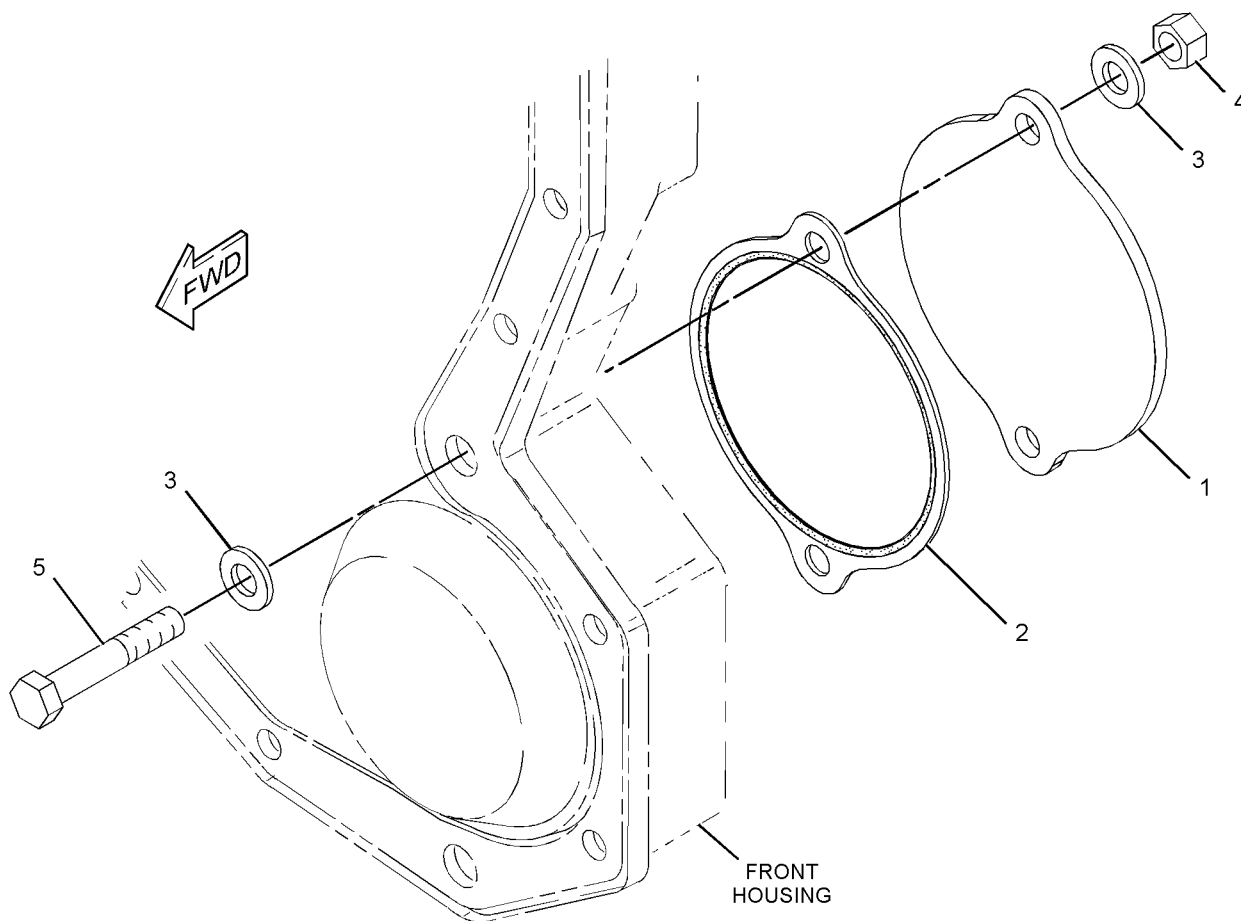
SMCS - 1151

SMCS - 1166

102349380

NOTE	REF NO	GRAPHIC REF	PART NUMBER	QTY	PART NAME						SEE PAGE
					1	2	3	4	5	6 (PRODUCT LEVEL)	
	1	1	269-5778	1	COVER						
	2	1	275-2164	1	SEAL						
	3	1	5P-8245	4	WASHER-HARD (13.5X25.5X3-MM THK)						
	4	1	6V-8149	2	NUT (M12X1.75-THD)						
	5	1	6V-8336	2	BOLT (M12X1.75X70-MM)						

M-METRIC PART



g01179047

GRAPHIC #1

<END>



# BASIC ENGINE

## 338-2640 COVER GP-FRONT HOUSING

S/N: MME1-UP

PROVIDES A LAMINATED FRONT COVER FOR USE WITH ENGINES FOR SOUND REDUCTION PURPOSES

PART OF 364-1558 ENGINE AR-COMplete

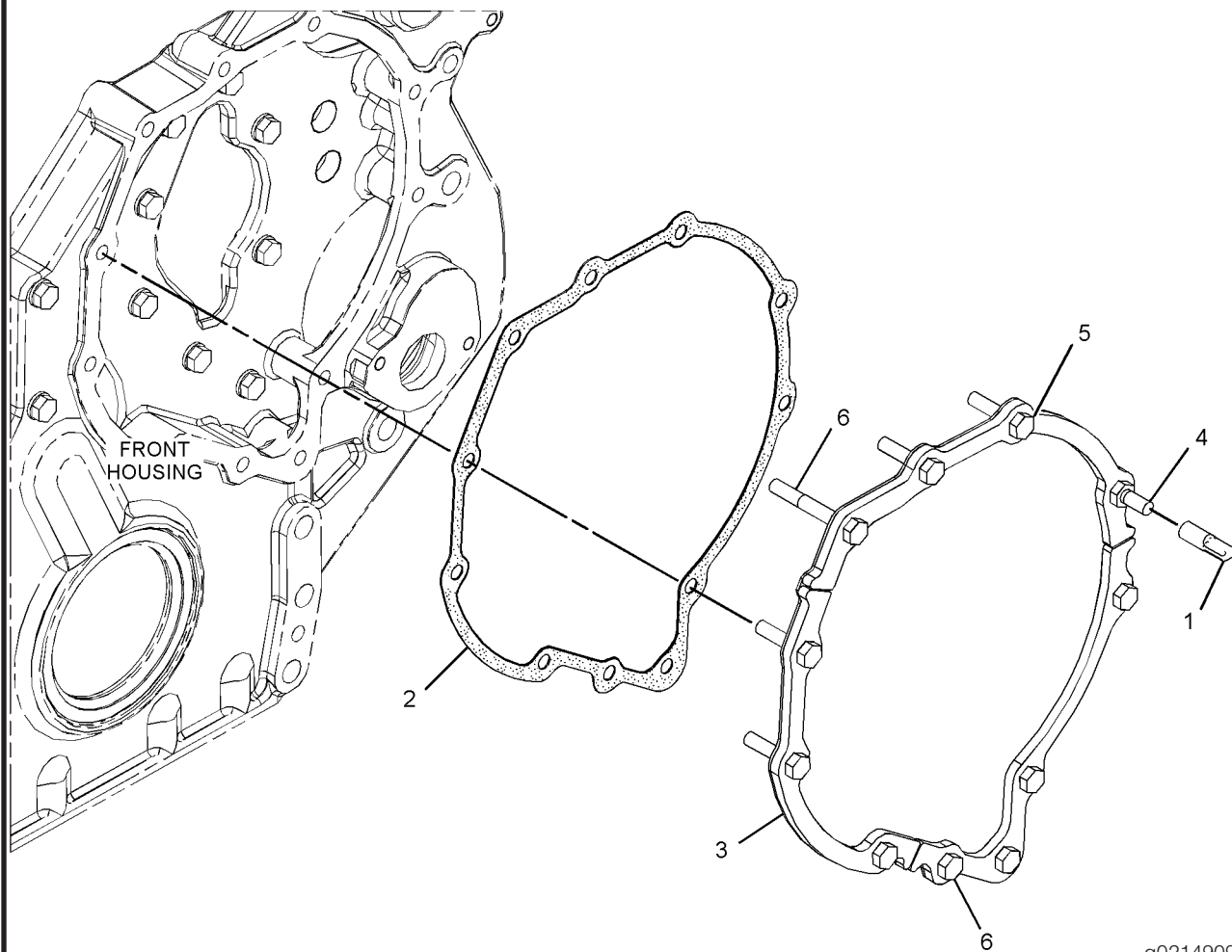
SMCS - 1151

SMCS - 1166

103820397

NOTE	REF NO	GRAPHIC REF	PART NUMBER	QTY	PART NAME						SEE PAGE
					1	2	3	4	5	6 (PRODUCT LEVEL)	
	1	1	206-6875	1	CAP-TUBE						
	2	1	258-5646	1	GASKET						
	3	1	338-2637	1	COVER AS-FRONT HOUSING						
	4	1	145-2264	1	STUD (M8X1.25X35-MM)						
	5	1	6V-5218	8	BOLT (M8X1.25X35-MM)						
	6	1	8T-0100	2	BOLT (M8X1.25X60-MM)						

M-METRIC PART



g02149096

GRAPHIC #1

<END>

# BASIC ENGINE

## 349-1527 COVER GP-VALVE MECHANISM

S/N: MME1-UP

PART OF 364-1558 ENGINE AR-COMplete

SMCS - 1107

I04091852

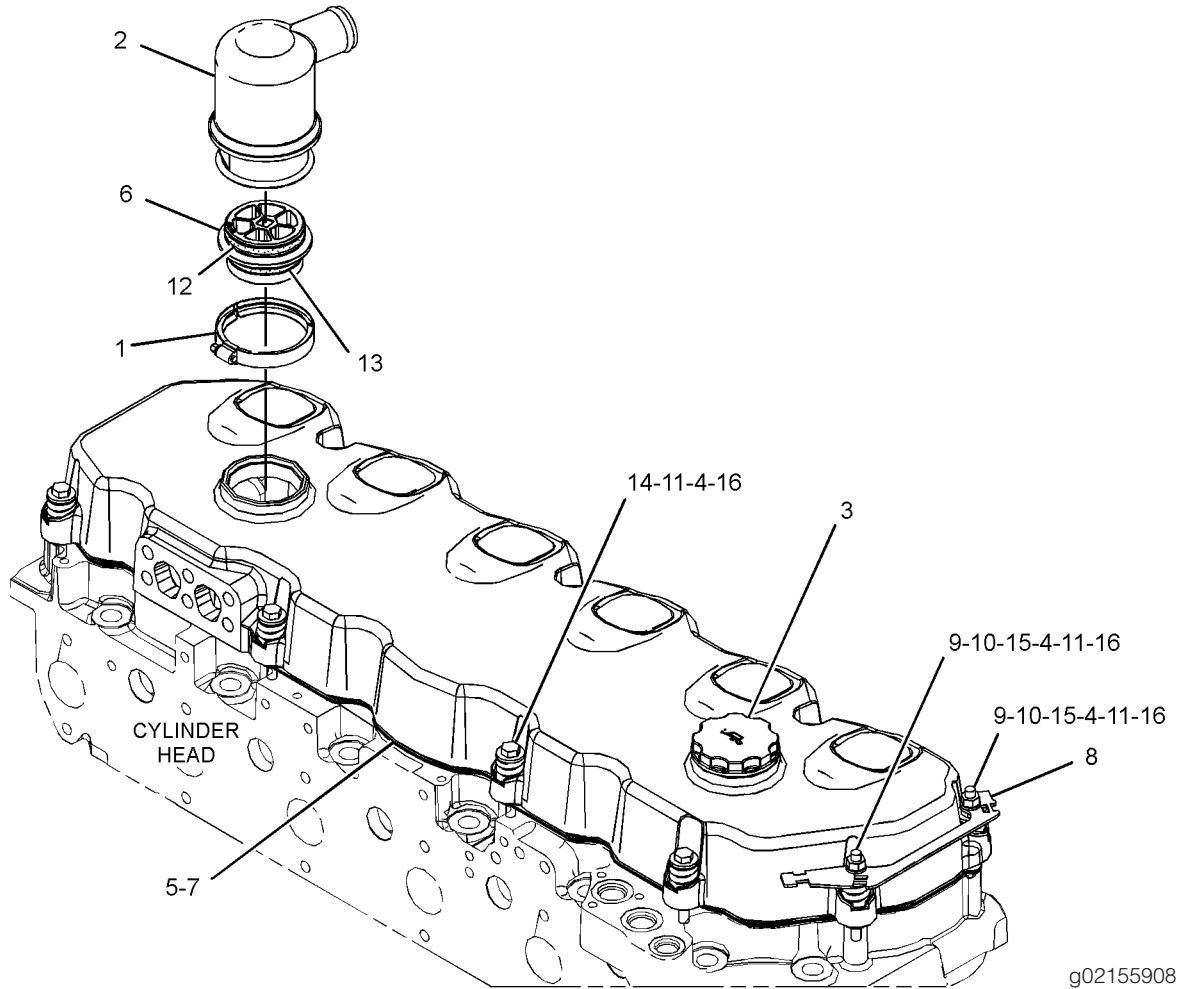
NOTE	REF NO	GRAPHIC REF	PART NUMBER	QTY	PART NAME						SEE PAGE
					1	2	3	4	5	6 (PRODUCT LEVEL)	
	1	1	2N-8109	1	CLAMP						
	2	1	9Y-2988	1	BREATHER AS (CRANKCASE)						
	3	1	227-4531	1	CAP AS-ENGINE OIL FILLER						
		1	7F-8268	1	SEAL-O-RING						
	4	1	244-4500	10	SPRING						
	5	1	260-0113	1	SEAL-VALVE COVER						
	6	1	365-5169	1	ADAPTER						
	7	1	324-9326	1	COVER-VALVE MECHANISM						
	8	1	358-7347	1	BRACKET						
	9	1	131-0353	2	STUD (M8X1.25X82.75-MM)						
	10	1	5P-7970	2	NUT (M8X1.25-THD)						
	11	1	5P-8244	10	WASHER-HARD (12.0X22.5X2.5-MM THK)						
	12	1	6V-3831	1	SEAL-O-RING						
	13	1	061-9456	1	SEAL-O-RING						
	14	1	8T-0100	8	BOLT (M8X1.25X60-MM)						
	15	1	9M-1974	2	WASHER-HARD (8.8X16X2-MM THK)						
	16	1	5P-4116	10	WASHER-HARD (8.8X20.5X2-MM THK)						

M-METRIC PART

# BASIC ENGINE

349-1527 COVER GP-VALVE MECHANISM (contd.)

i04091852



g02155908

GRAPHIC #1

<END>

# BASIC ENGINE

## 294-2987 CRANKSHAFT GP

S/N: MME1-UP

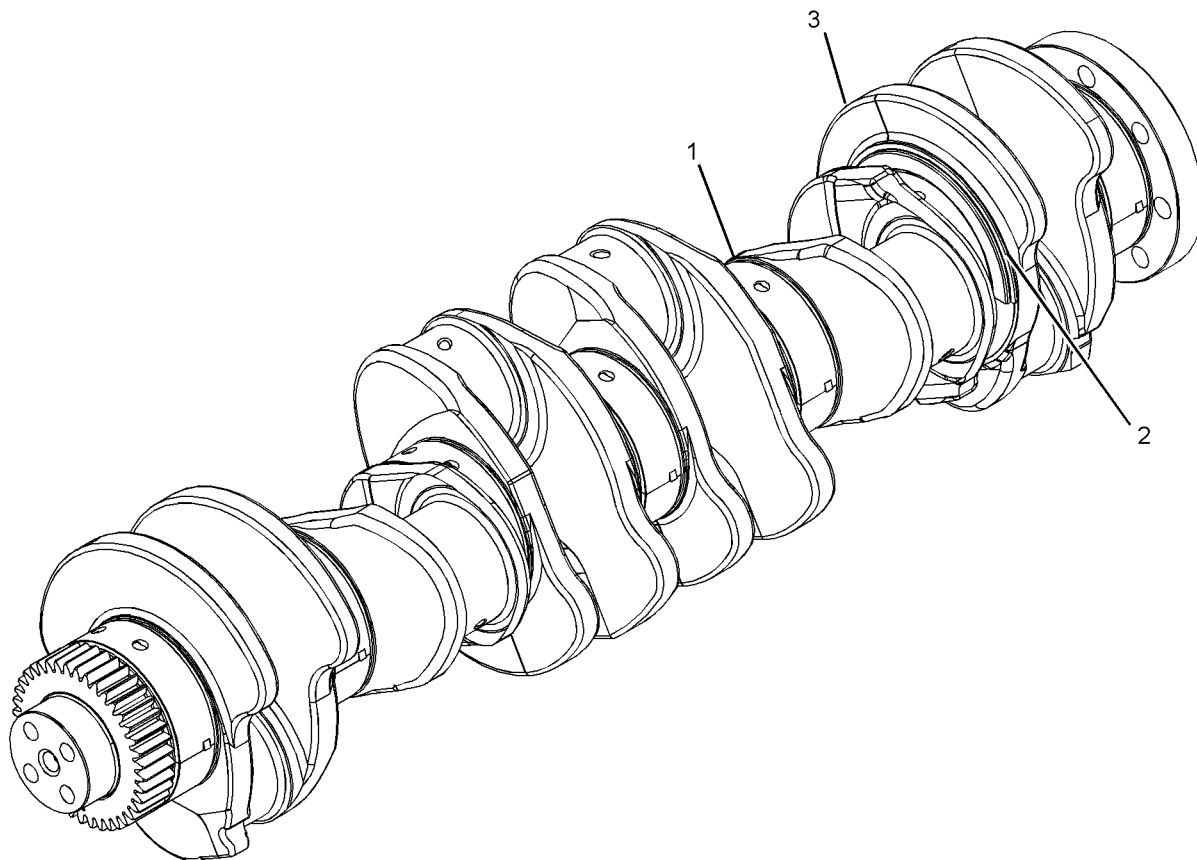
PART OF 347-0103 ENGINE AR-CORE

SMCS - 1202

I04150607

NOTE	REF NO	GRAPHIC REF	PART NUMBER	QTY	PART NAME						SEE PAGE
					1	2	3	4	5	6 (PRODUCT LEVEL)	
J	1	1	151-2939	7	BEARING-MAIN (STANDARD)						
AB		1	282-1771		BEARING-MAIN (0.25-MM US)						
AB		1	282-1772		BEARING-MAIN (0.51-MM US)						
J	2	1	246-3150	2	PLATE-THRUST						
	3	1	282-7958	1	CRANKSHAFT AS						
		1	282-7955	1	GEAR-CRANKSHAFT (40-TEETH)						
		1	1B-8705	1	KEY-WOODRUFF						
		1	9Y-0810	1	SLEEVE-WEAR						
AVAILABLE REPAIR KIT(S):											
ABJ			243-6716	KIT-BEARING							

A-NOT PART OF THIS GROUP  
 B-USE AS REQUIRED  
 J-PARTS MARKED J SERVICED BY KIT MARKED J  
 R-REMFG PART MAY BE AVAILABLE



g01319301

GRAPHIC #1

<END>

# BASIC ENGINE

## 277-7260 CYLINDER BLOCK GP

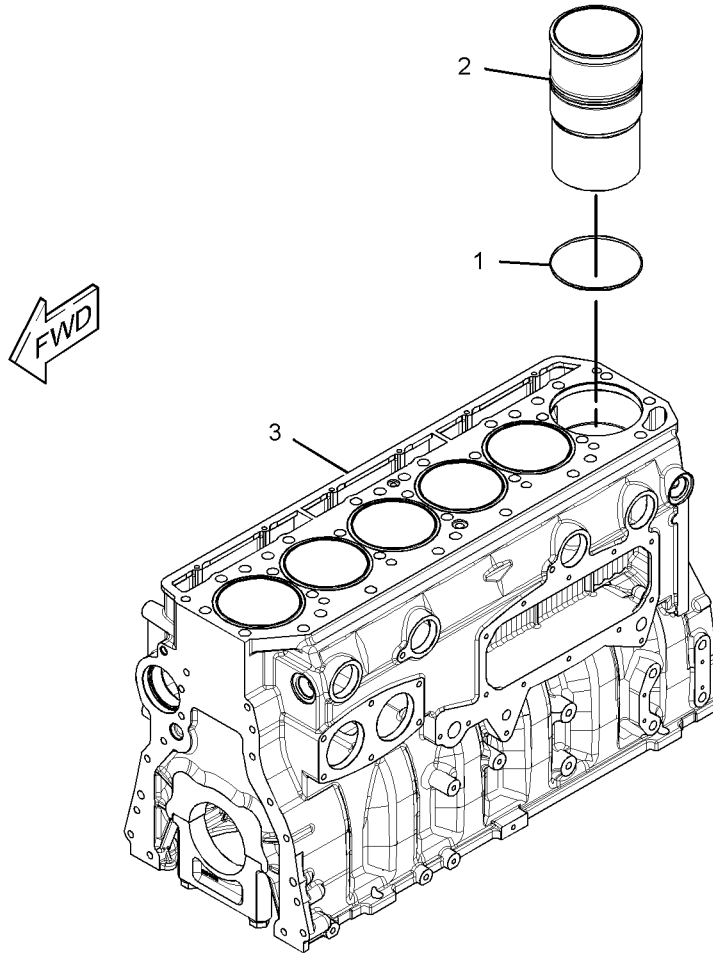
S/N: MME1-UP

PART OF 277-7261 CYLINDER BLOCK GP

SMCS - 1201

I03115081

NOTE	REF NO	GRAPHIC REF	PART NUMBER	QTY	PART NAME						SEE PAGE
					1	2	3	4	5	6 (PRODUCT LEVEL)	
	1	1	167-0024	6	SEAL-LINER						
	2	1	267-6686	6	LINER-CYLINDER BLOCK						
Y	3	1	325-3913	1	CYLINDER BLOCK GP						19
Y-SEPARATE ILLUSTRATION											



g01597136

GRAPHIC #1

<END>

# BASIC ENGINE

## 277-7261 CYLINDER BLOCK GP

S/N: MME1-UP

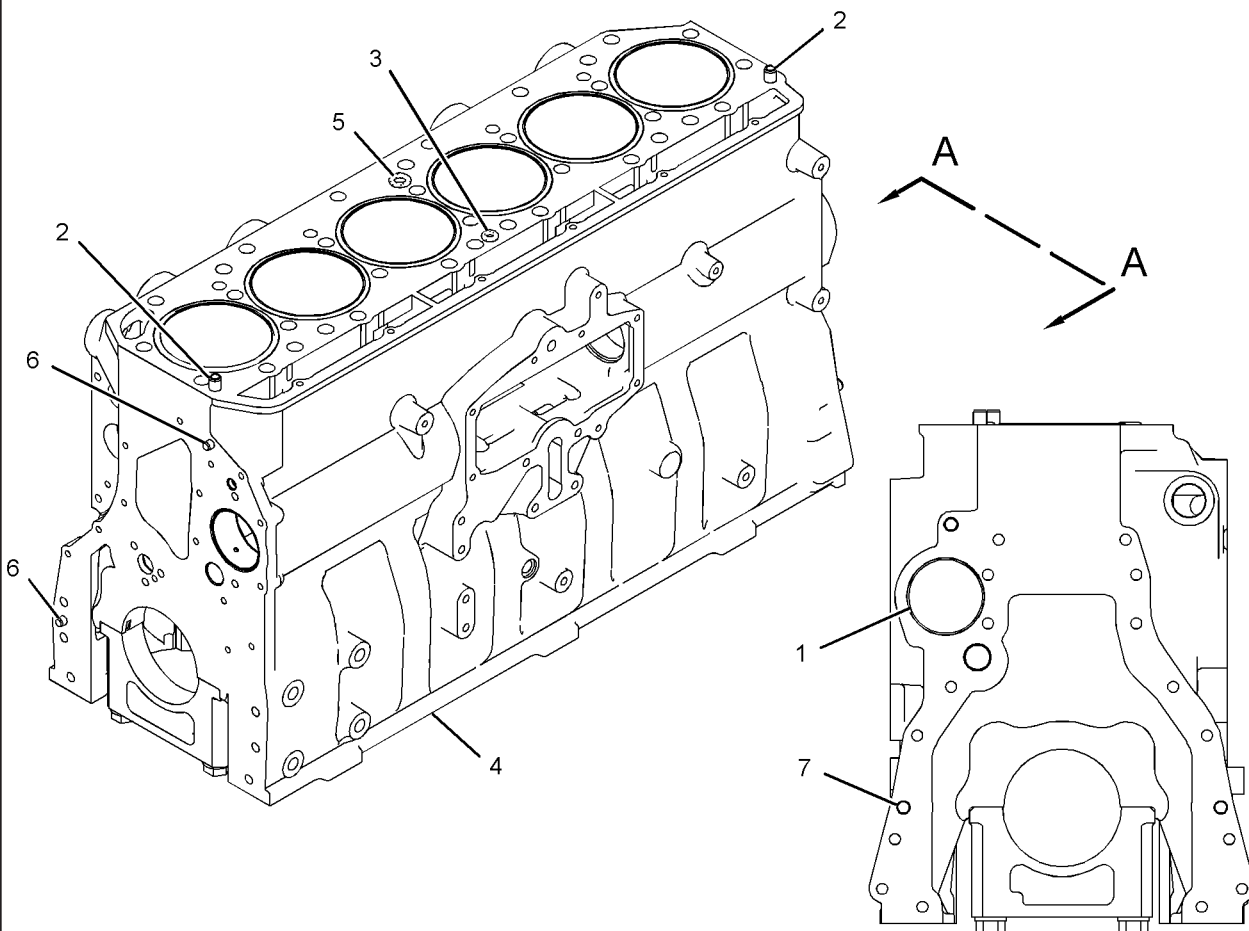
PART OF 347-0103 ENGINE AR-CORE

SMCS - 1201

I03915811

NOTE	REF NO	GRAPHIC REF	PART NUMBER	QTY	PART NAME						SEE PAGE
					1	2	3	4	5	6 (PRODUCT LEVEL)	
	1	1	0S-0519	1	PLUG-CUP						
	2	1	1W-8407	2	SLEEVE						
	3	1	4G-4972	1	SEAL-O-RING						
Y	4	1	277-7260	1	CYLINDER BLOCK GP						17
	5	1	256-2209	1	SEAL						
	6	1	6V-3538	2	DOWEL						
	7	1	7N-5683	2	DOWEL						

Y-SEPARATE ILLUSTRATION



VIEW A-A      g02157405

GRAPHIC #1

<END>

# BASIC ENGINE

## 325-3913 CYLINDER BLOCK GP

S/N: MME1-UP

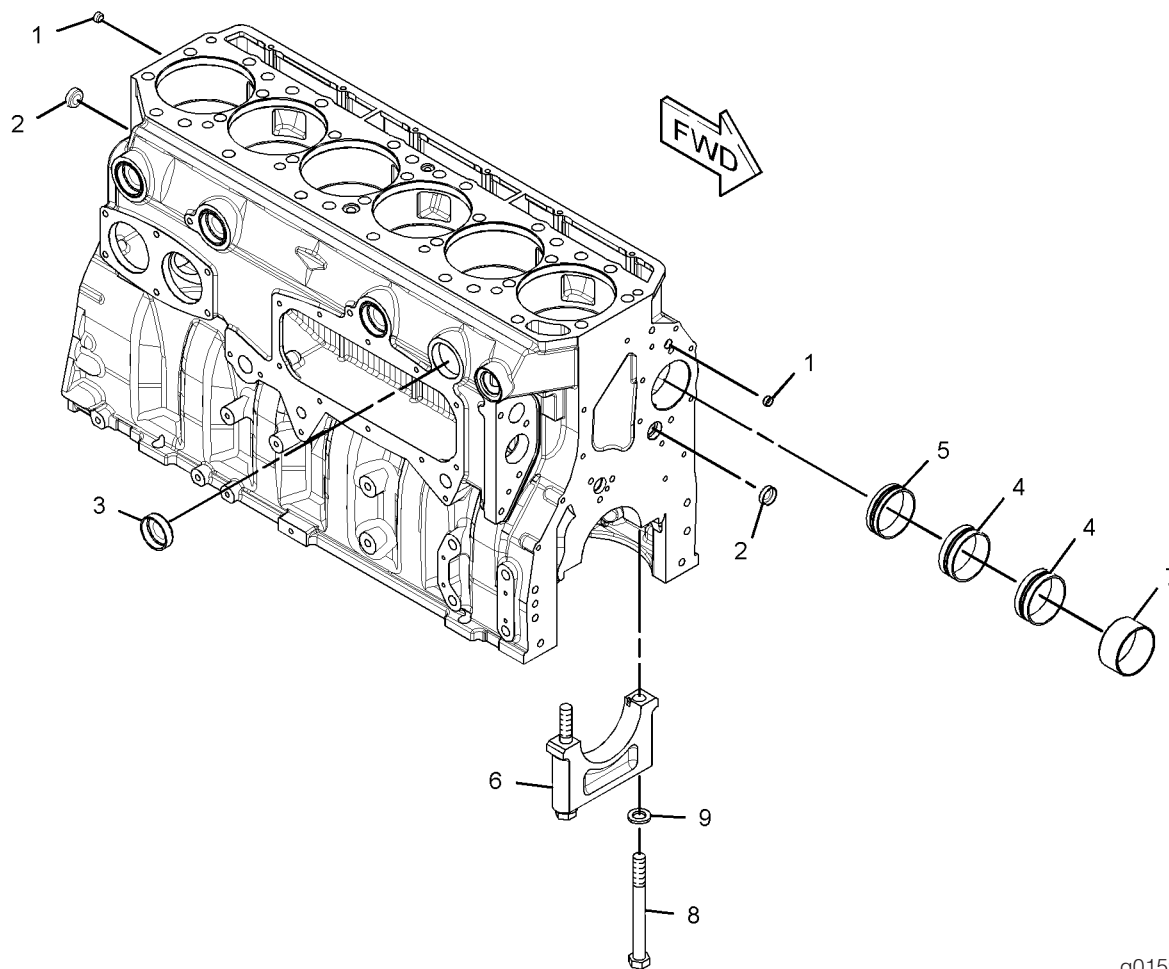
PART OF 277-7260 CYLINDER BLOCK GP

SMCS - 1201

103117523

NOTE	REF NO	GRAPHIC REF	PART NUMBER	QTY	PART NAME						SEE PAGE
					1	2	3	4	5	6	
	1	1	0L-1026	2	PLUG-CUP						
	2	1	3B-0623	2	PLUG-CUP (CYLINDER HEAD)						
	3	1	4F-5695	4	PLUG-CUP						
	4	1	203-5805	2	BUSHING (CAMSHAFT)						
	5	1	203-6090	1	BUSHING (CAMSHAFT)						
	6	1	212-7002	7	CAP-BEARING						
	7	1	216-5586	1	BUSHING (CAMSHAFT)						
	8	1	175-0454	14	BOLT (M16X2X160-MM)						
	9	1	9X-8268	14	WASHER (17.5X30X3.5-MM THK)						

M-METRIC PART



g01598198

GRAPHIC #1

<END>

# BASIC ENGINE

## 328-7475 CYLINDER HEAD AS

S/N: MME1-UP

PART OF 346-6388 CYLINDER HEAD GP

SMCS - 1100

SMCS - 1101

I03902184

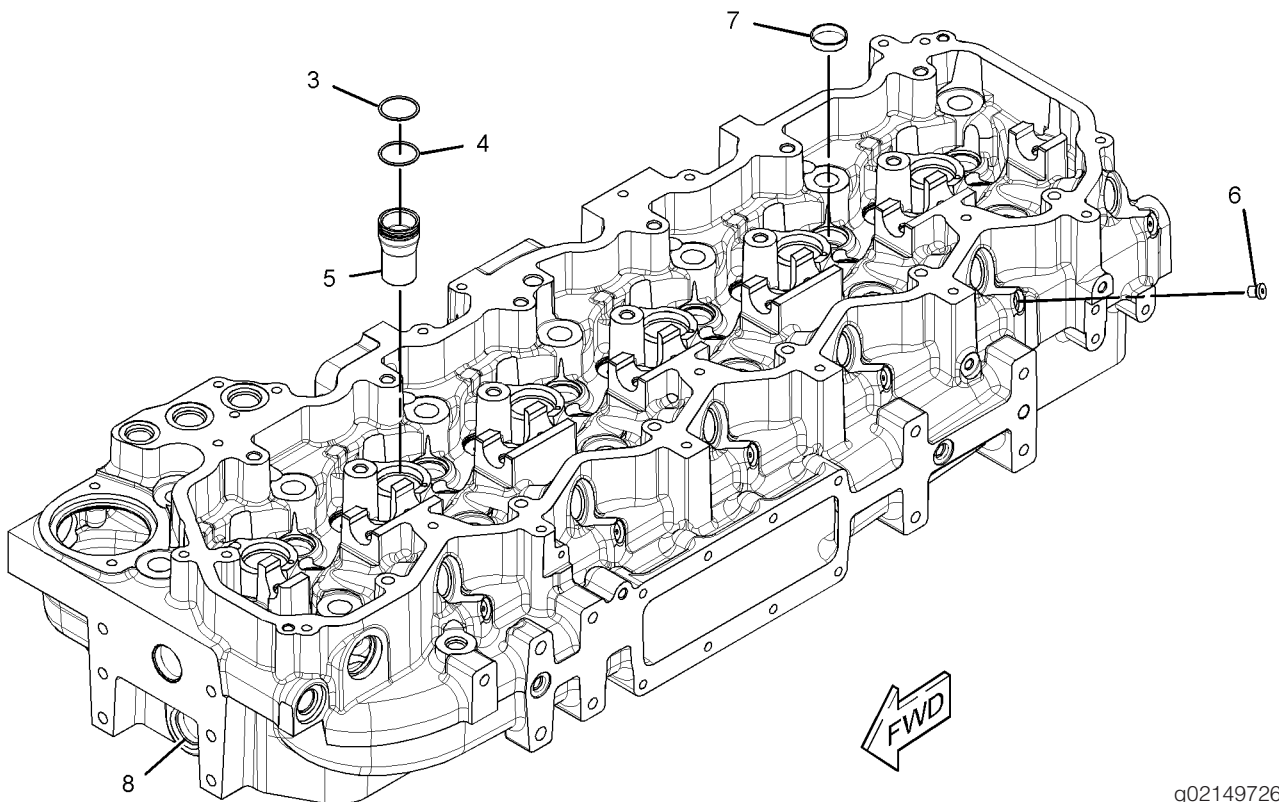
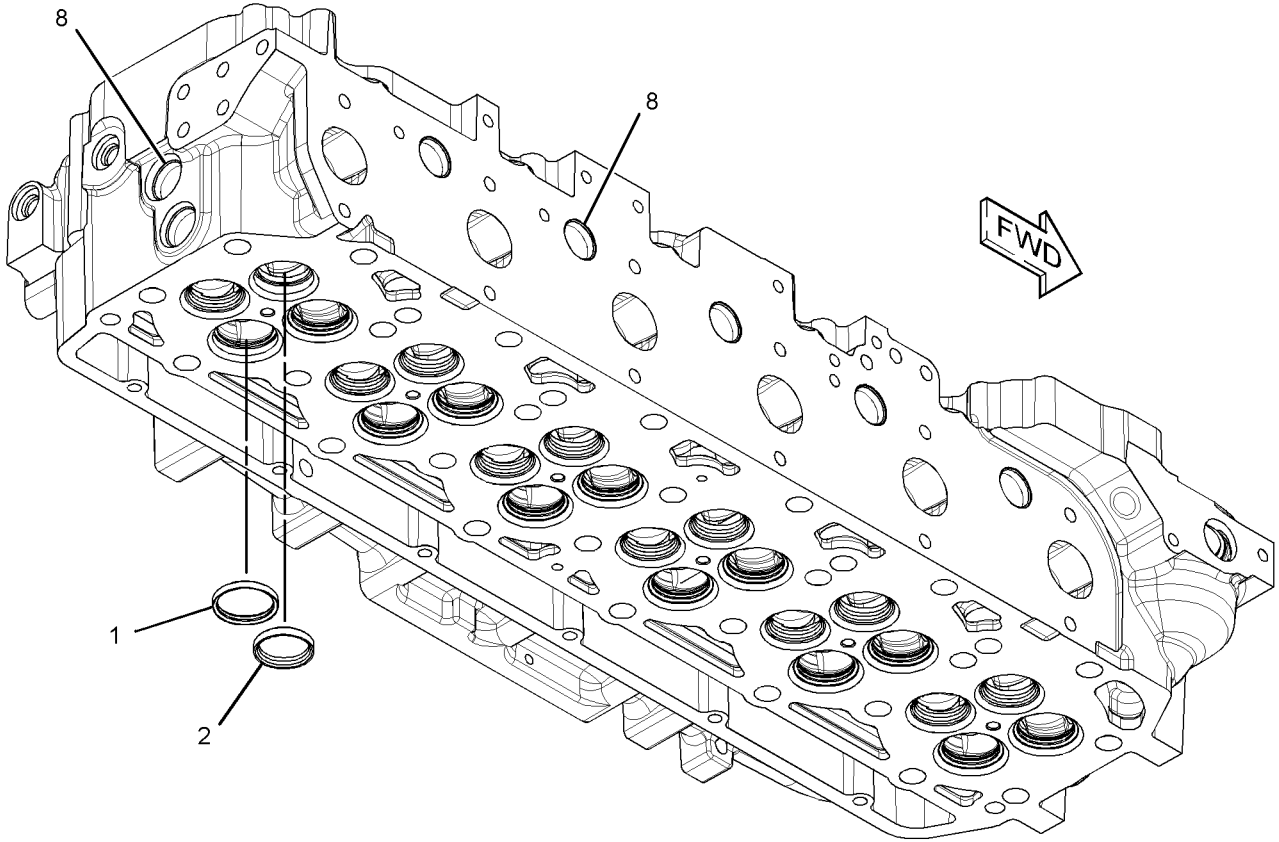
NOTE	REF NO	GRAPHIC REF	PART NUMBER	QTY	PART NAME						SEE PAGE
					1	2	3	4	5	6 (PRODUCT LEVEL)	
	1	1	255-8666	12	INSERT-VALVE SEAT (INLET)						
	2	1	262-2959	12	INSERT-VALVE SEAT (EXHAUST)						
	3	1	310-7258	6	SEAL-O-RING						
	4	1	310-7259	6	SEAL-O-RING						
	5	1	325-6575	6	SLEEVE-INJECTOR						
	6	1	321-8641	6	PLUG AS (EACH INCLUDES)						
		1	9S-8001	1	PLUG-O-RING						
		1	238-5078	1	SEAL-O-RING						
	7	1	3B-0623	6	PLUG-CUP						
	8	1	8M-5860	9	PLUG-CUP						



# BASIC ENGINE

328-7475 CYLINDER HEAD AS (contd.)

i03902184



GRAPHIC #1

g02149726

<END>

# BASIC ENGINE

## 346-0485 CYLINDER HEAD GP

S/N: MME1-UP

PART OF 347-0103 ENGINE AR-CORE

SMCS - 1100

I03865179

NOTE	REF NO	GRAPHIC REF	PART NUMBER	QTY	PART NAME						SEE PAGE
					1	2	3	4	5	6 (PRODUCT LEVEL)	
	1	1	262-1940	1	GASKET AS-HEAD						
Y	2	1	290-6884	26	FASTENER GP-CYLINDER HEAD						29
Y	3	1	346-6388	1	CYLINDER HEAD GP						24
	4	1	9M-1974	6	WASHER-HARD (8.8X16X2-MM THK)						
	5	1	9X-6000	6	BOLT (M8X1.25X180-MM)						

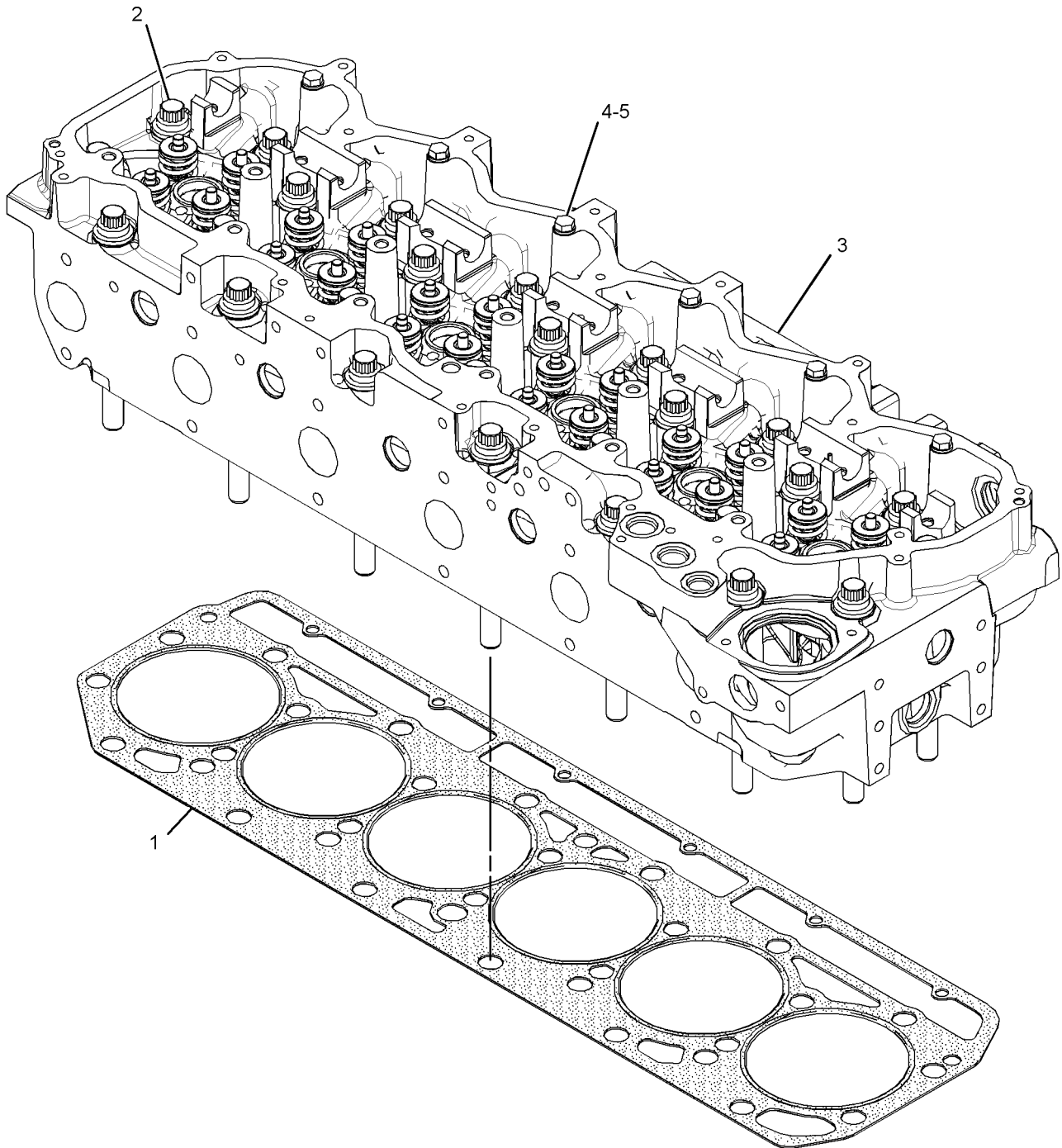
M-METRIC PART

Y-SEPARATE ILLUSTRATION

# BASIC ENGINE

346-0485 CYLINDER HEAD GP (contd.)

i03865179



GRAPHIC #1

g02149173

<END>

# BASIC ENGINE

## 346-6388 CYLINDER HEAD GP

S/N: MME1-UP

PART OF 346-0485 CYLINDER HEAD GP

SMCS - 1100

I04038550

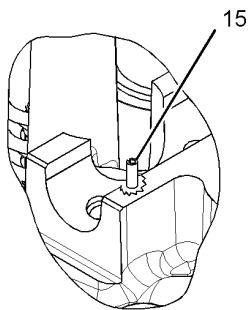
NOTE	REF NO	GRAPHIC REF	PART NUMBER	QTY	PART NAME						SEE PAGE
					1	2	3	4	5	6 (PRODUCT LEVEL)	
	1	1	1W-2715	48	LOCK-RETAINER						
	4	1	241-8384	24	RETAINER						
	5	1	241-8390	24	SEAL-VALVE STEM						
	6	1	255-8665	24	GUIDE-VALVE						
	7	1	255-8676	12	VALVE-EXHAUST						
	8	1	255-8679	24	WASHER-VALVE SPRING						
	9	1	262-2957	12	VALVE-INLET						
Y	10	1	328-7475	1	CYLINDER HEAD AS						20
	11	1	349-5303	24	SPRING-VALVE (INNER)						
	12	1	349-5307	24	SPRING-VALVE (OUTER)						
	13	1	183-3407	1	PLUG AS						
		1	9S-8004	1	PLUG-O-RING						
		1	214-7568	1	SEAL-O-RING						
	14	1	2A-3746	1	PLUG-CUP						
	15	1	7Y-5272	1	PIN-SPRING						

Y-SEPARATE ILLUSTRATION

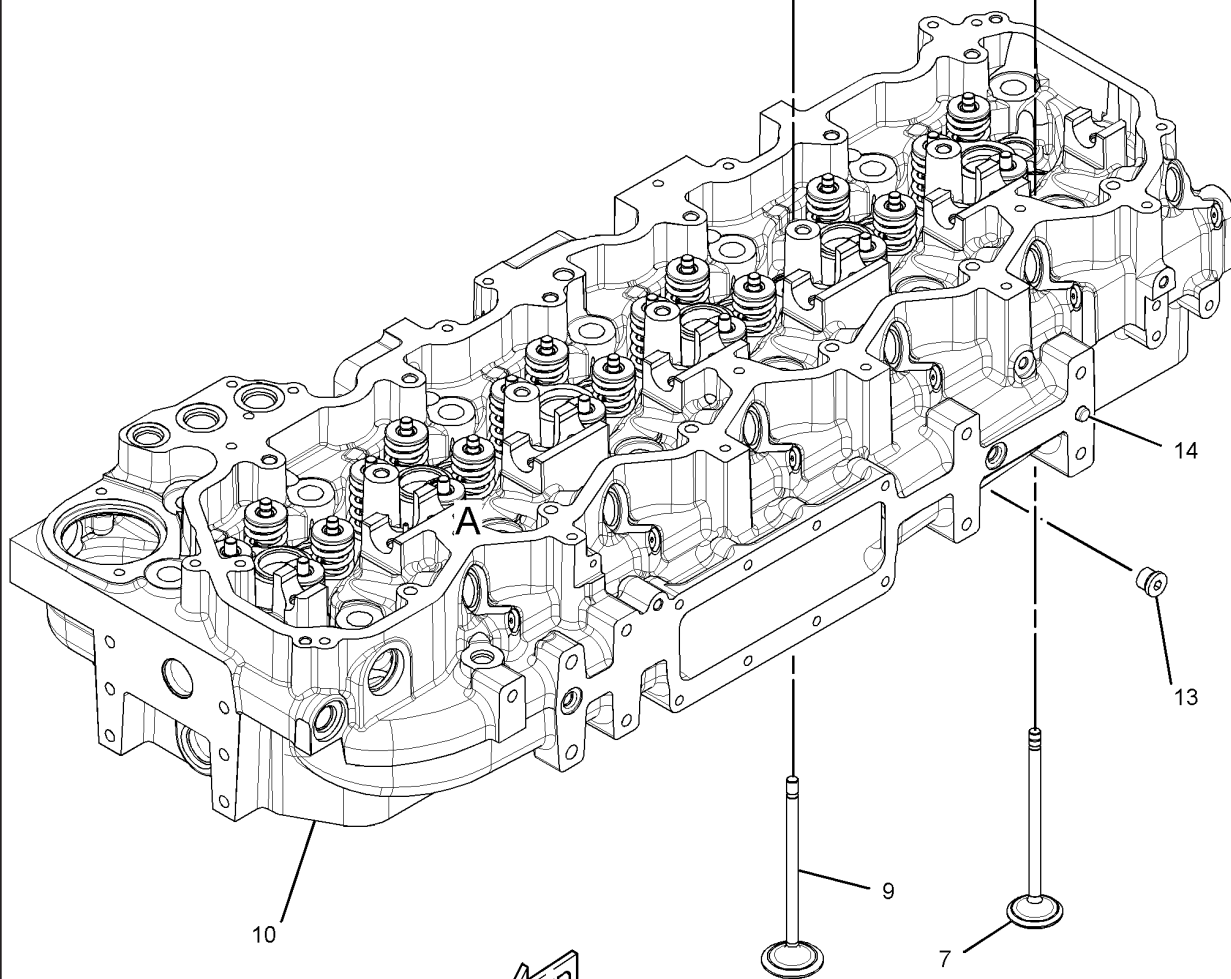
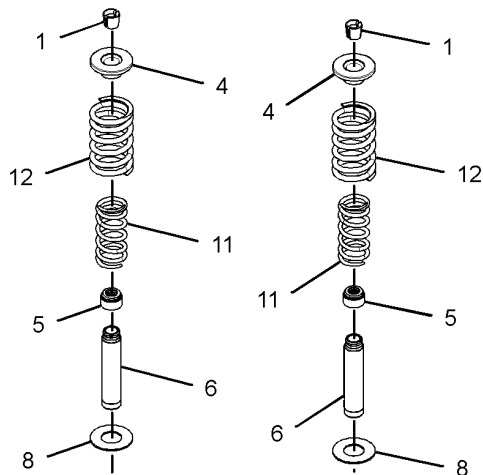
# BASIC ENGINE

346-6388 CYLINDER HEAD GP (contd.)

i04038550



VIEW OF AREA A



GRAPHIC #1

<END>

g02241796

# BASIC ENGINE

## 344-0372 DAMPER & PULLEY GP

S/N: MME1-UP

PULLEY DIAMETER 232.5-MM. PROVIDES A SPUN STEEL 8 RIB K-SECTION POLY RIB CRANKSHAFT PULLEY & ADAPTER  
FOR USE WITH TRUNNION MOUNT FRONT SUPPORTS

PART OF 364-1558 ENGINE AR-COMplete

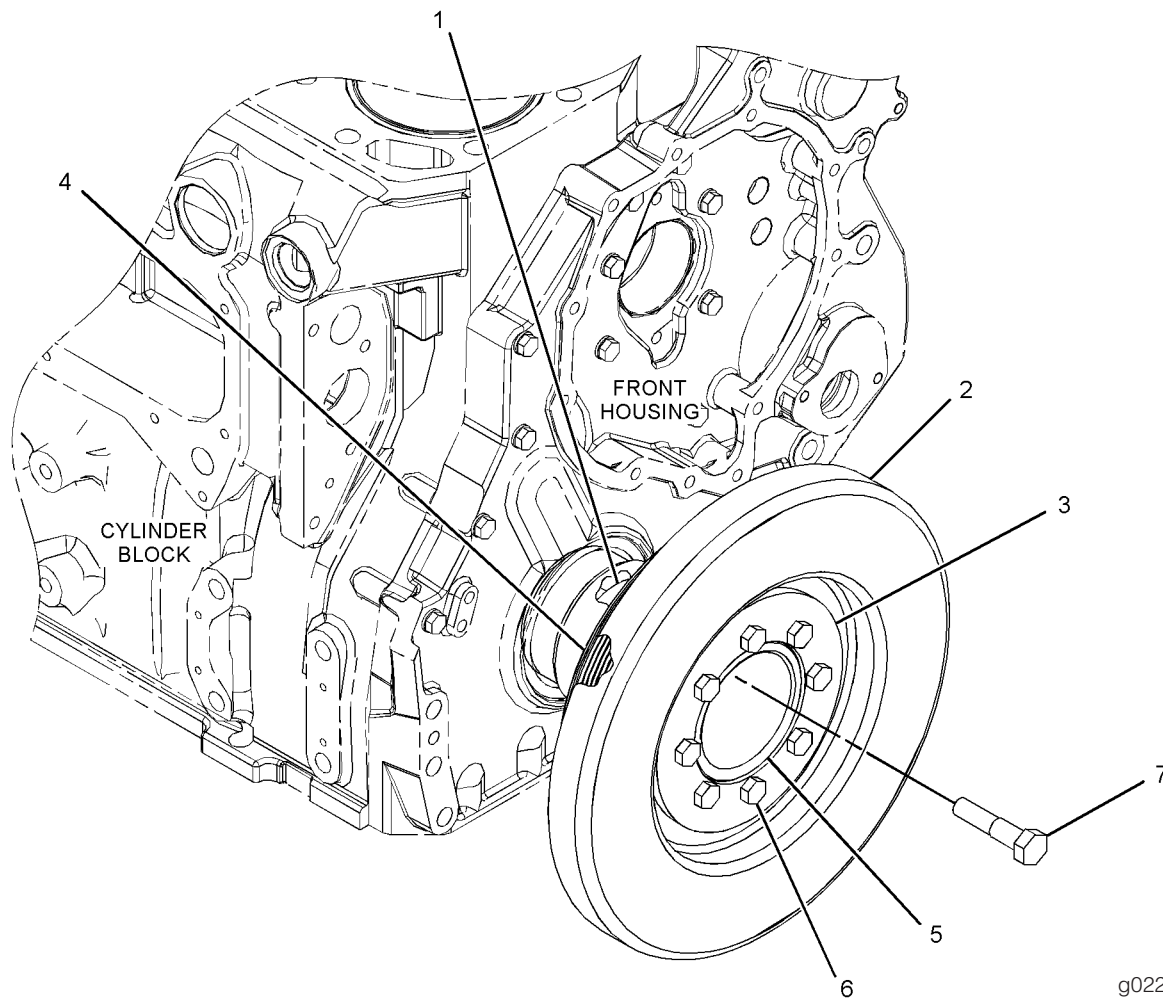
SMCS - 1205

103990973

NOTE	REF NO	GRAPHIC REF	PART NUMBER	QTY	PART NAME						SEE PAGE
					1	2	3	4	5	6 (PRODUCT LEVEL)	
	1	1	2W-7381	1	PLATE-CLAMP						
Y	2	1	208-9619	1	DAMPER AS-VIBRATION						27
	3	1	228-3621	1	SPACER (101.5X167X8-MM THK)						
	4	1	342-7220	1	PULLEY (8-GROOVE)						
	5	1	342-9537	1	ADAPTER						
	6	1	6V-4249	8	BOLT (M10X1.5X50-MM)						
	7	1	8T-3666	4	BOLT (M14X2X60-MM)						

M-METRIC PART

Y-SEPARATE ILLUSTRATION



GRAPHIC #1

<END>

# BASIC ENGINE

## 208-9619 DAMPER AS-VIBRATION

S/N: MME1-UP

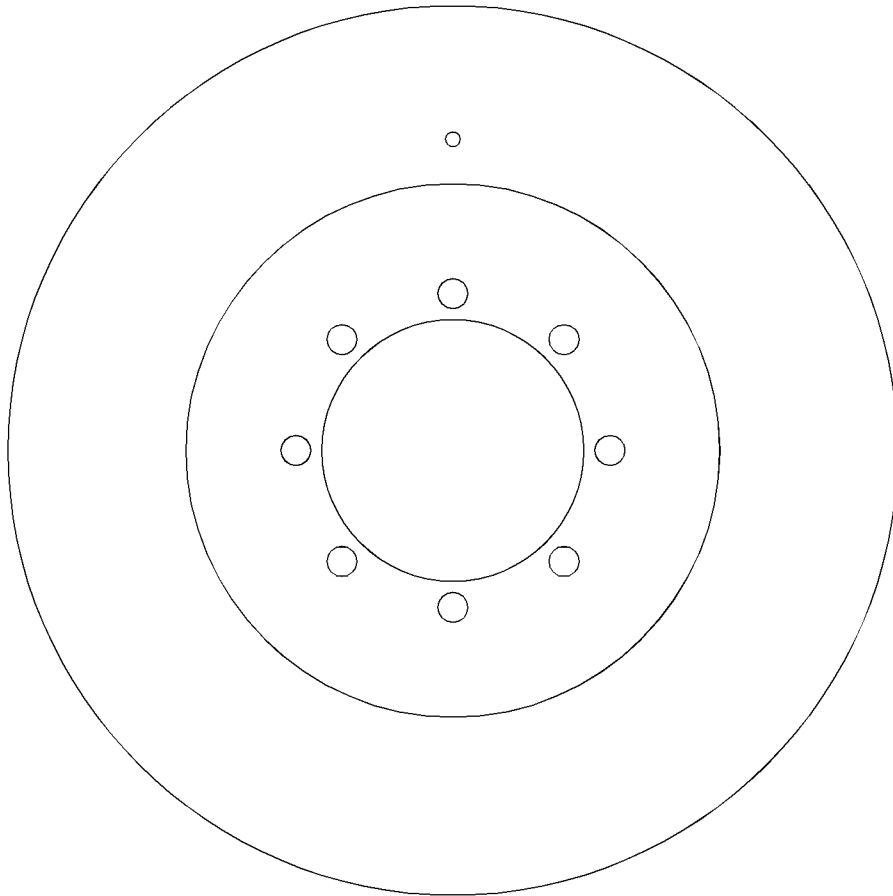
PART OF 344-0372 DAMPER & PULLEY GP

SMCS - 1205

103907269

NOTE	REF NO	GRAPHIC REF	PART NUMBER	QTY	PART NAME						SEE PAGE
					1	2	3	4	5	6 (PRODUCT LEVEL)	

(NO SERVICED PARTS)



g02149063

GRAPHIC #1

<END>

# BASIC ENGINE

## 4P-2102 DRAIN GP-ENGINE OIL

S/N: MME1-UP

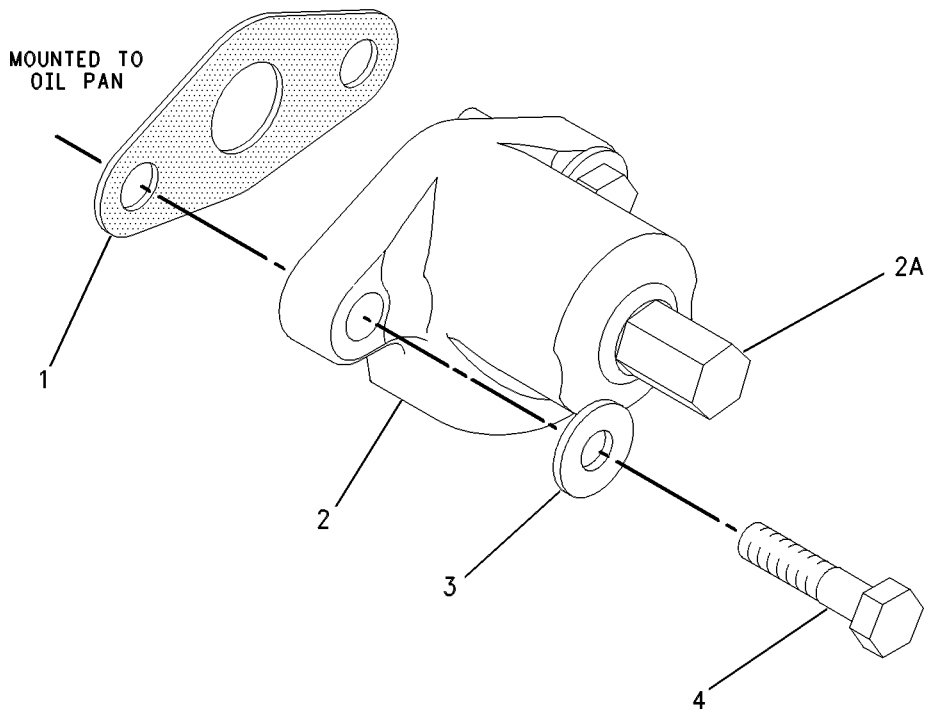
PART OF 364-1558 ENGINE AR-COMPLETE

SMCS - 1302

I03441031

NOTE	REF NO	GRAPHIC REF	PART NUMBER	QTY	PART NAME						SEE PAGE
					1	2	3	4	5	6 (PRODUCT LEVEL)	
	1	1	8N-6854	1	GASKET						
	2	1	113-5336	1	ADAPTER AS-DRAIN						
	2A	1	126-1683	1	PLUG-DRAIN (ENGINE OIL PAN)						
		1	8N-6849	1	ADAPTER-PLUG						
	3	1	5P-4116	2	WASHER-HARD (8.8X20.5X2-MM THK)						
	4	1	7X-2537	2	BOLT (M8X1.25X35-MM)						

M-METRIC PART



GRAPHIC #1

g00659483

<END>



# BASIC ENGINE

## 290-6884 FASTENER GP-CYLINDER HEAD

S/N: MME1-UP

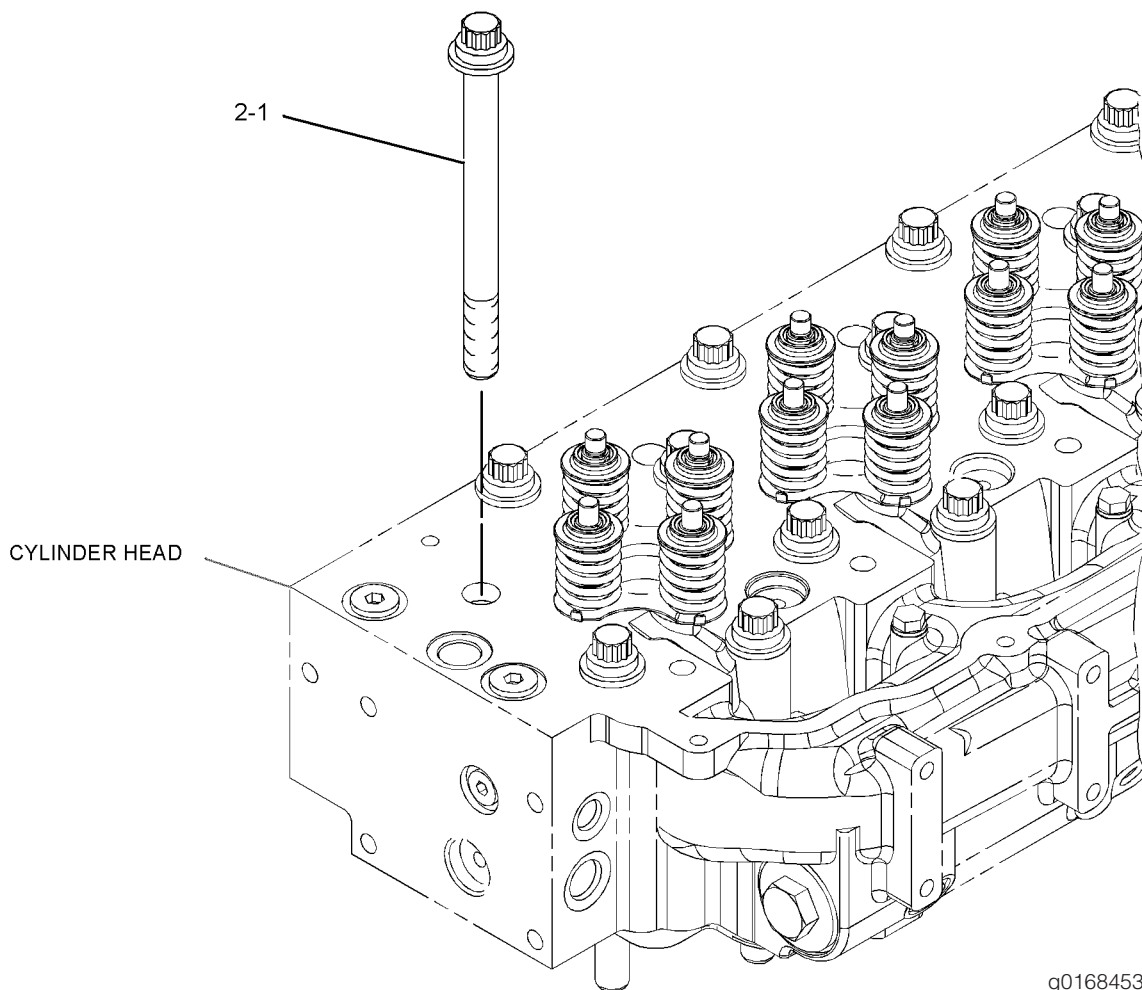
PART OF 346-0485 CYLINDER HEAD GP

SMCS - 1100

103296184

NOTE	REF NO	GRAPHIC REF	PART NUMBER	QTY	PART NAME						SEE PAGE
					1	2	3	4	5	6 (PRODUCT LEVEL)	
	1	1	263-2915	1	BOLT-12 POINT HEAD (M16X2X180-MM)						
	2	1	9X-8268	1	WASHER (17.5X30X3.5-MM THK)						

M-METRIC PART



g01684533

GRAPHIC #1

<END>

# BASIC ENGINE

## 337-2181 FLYWHEEL GP

S/N: MME1-UP

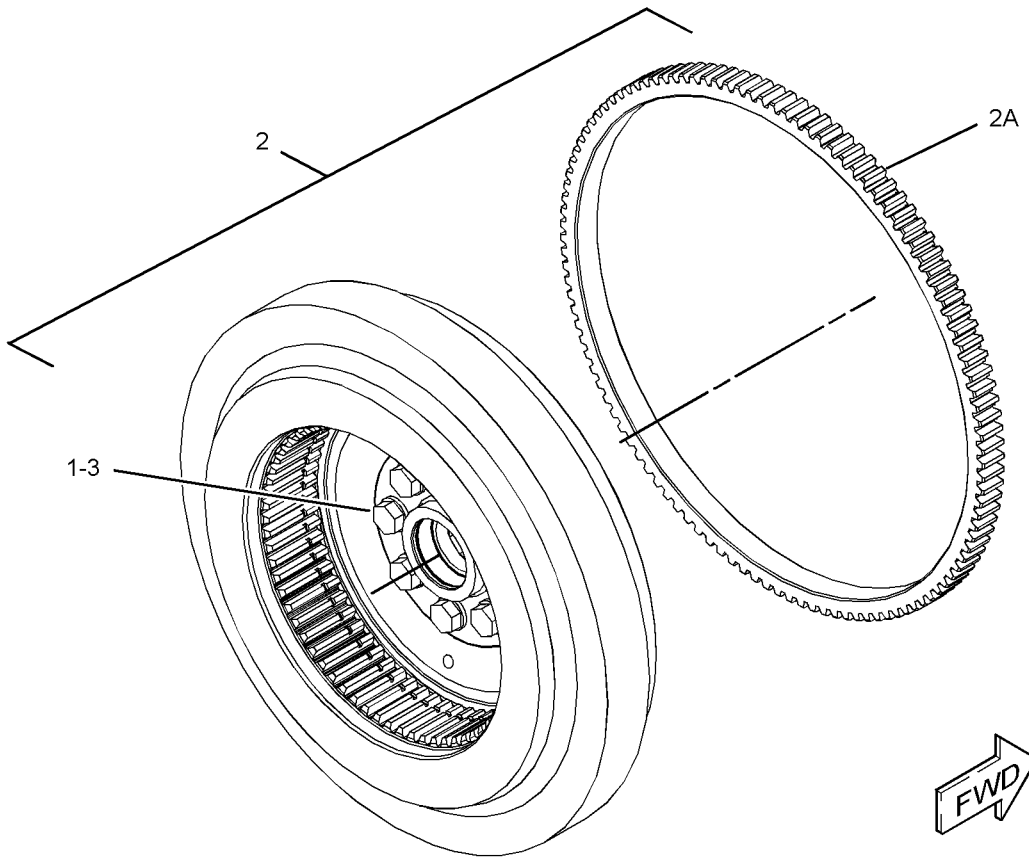
PART OF 364-1558 ENGINE AR-COMplete

SMCS - 1156

I04037178

NOTE	REF NO	GRAPHIC REF	PART NUMBER	QTY	PART NAME						SEE PAGE
					1	2	3	4	5	6 (PRODUCT LEVEL)	
	1	1	9X-2053	8	BOLT (M16X2X100-MM)						
	2	1	336-4241	1	FLYWHEEL AS						
	2A	1	4N-2514	1	GEAR (113-TEETH)						
	3	1	9X-8268	8	WASHER (17.5X30.0X3.5-MM THK)						

M-METRIC PART



GRAPHIC #1

<END>

g02296113

# BASIC ENGINE

## 294-2931 GEAR GP-FRONT

S/N: MME1-UP

PART OF 347-0103 ENGINE AR-CORE

SMCS - 1151

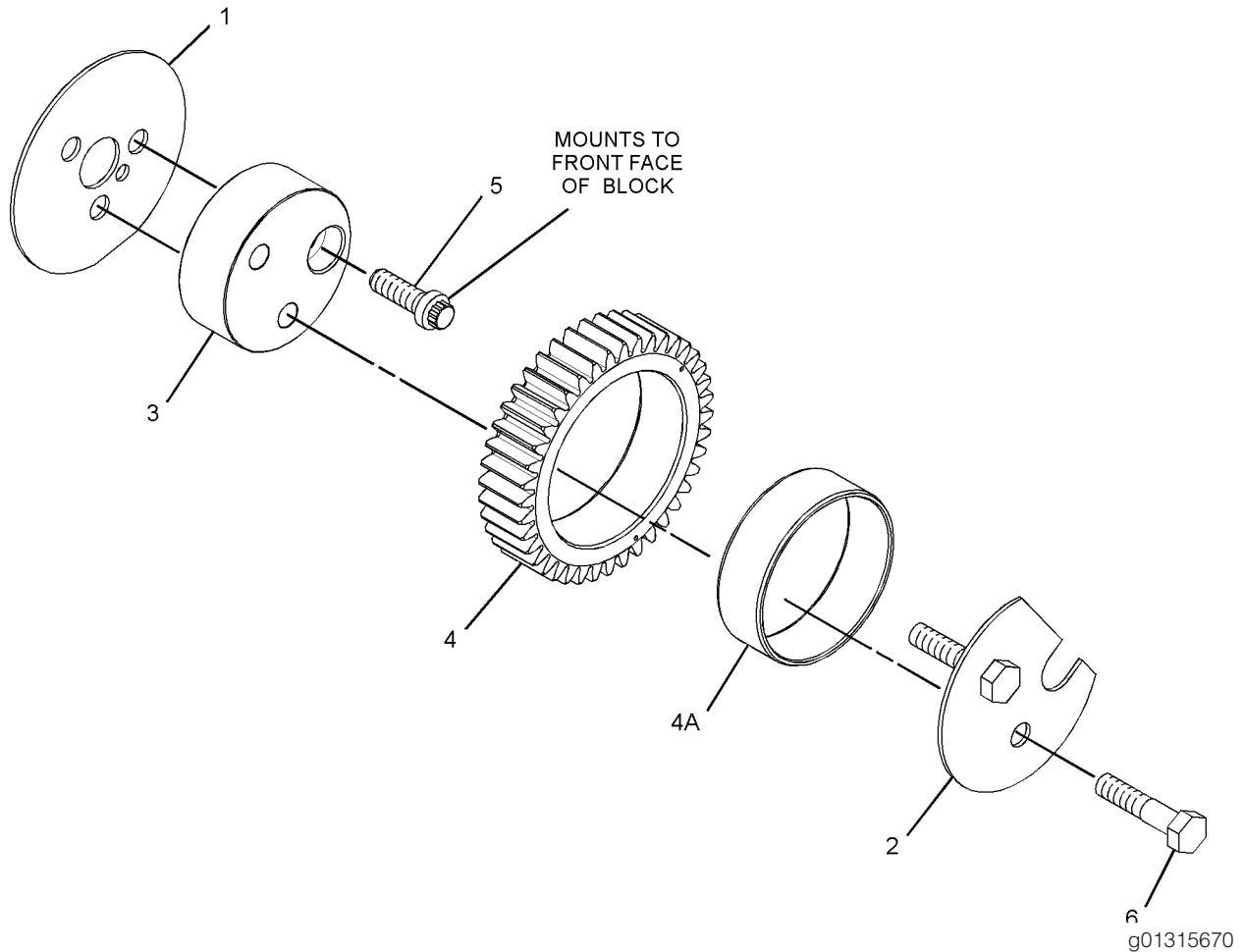
SMCS - 1162

SMCS - 1206

102621517

NOTE	REF NO	GRAPHIC REF	PART NUMBER	QTY	PART NAME						SEE PAGE
					1	2	3	4	5	6 (PRODUCT LEVEL)	
	1	1	113-6069	1	PLATE-THRUST						
	2	1	115-4219	1	PLATE-RETAINING						
	3	1	200-4495	1	SHAFT-IDLER						
	4	1	296-5412	1	GEAR AS-IDLER (40-TEETH)						
	4A	1	296-5413	1	BEARING-SLEEVE						
	5	1	136-4183	1	BOLT-12 POINT HEAD (M10X1.5X30-MM)						
	6	1	6V-5843	2	BOLT (M10X1.5X45-MM)						

M-METRIC PART



GRAPHIC #1

<END>

# BASIC ENGINE

## 175-6260 GEAR GP-REAR

S/N: MME1-UP

PART OF 364-1558 ENGINE AR-COMPLETE

SMCS - 1204

I01795230

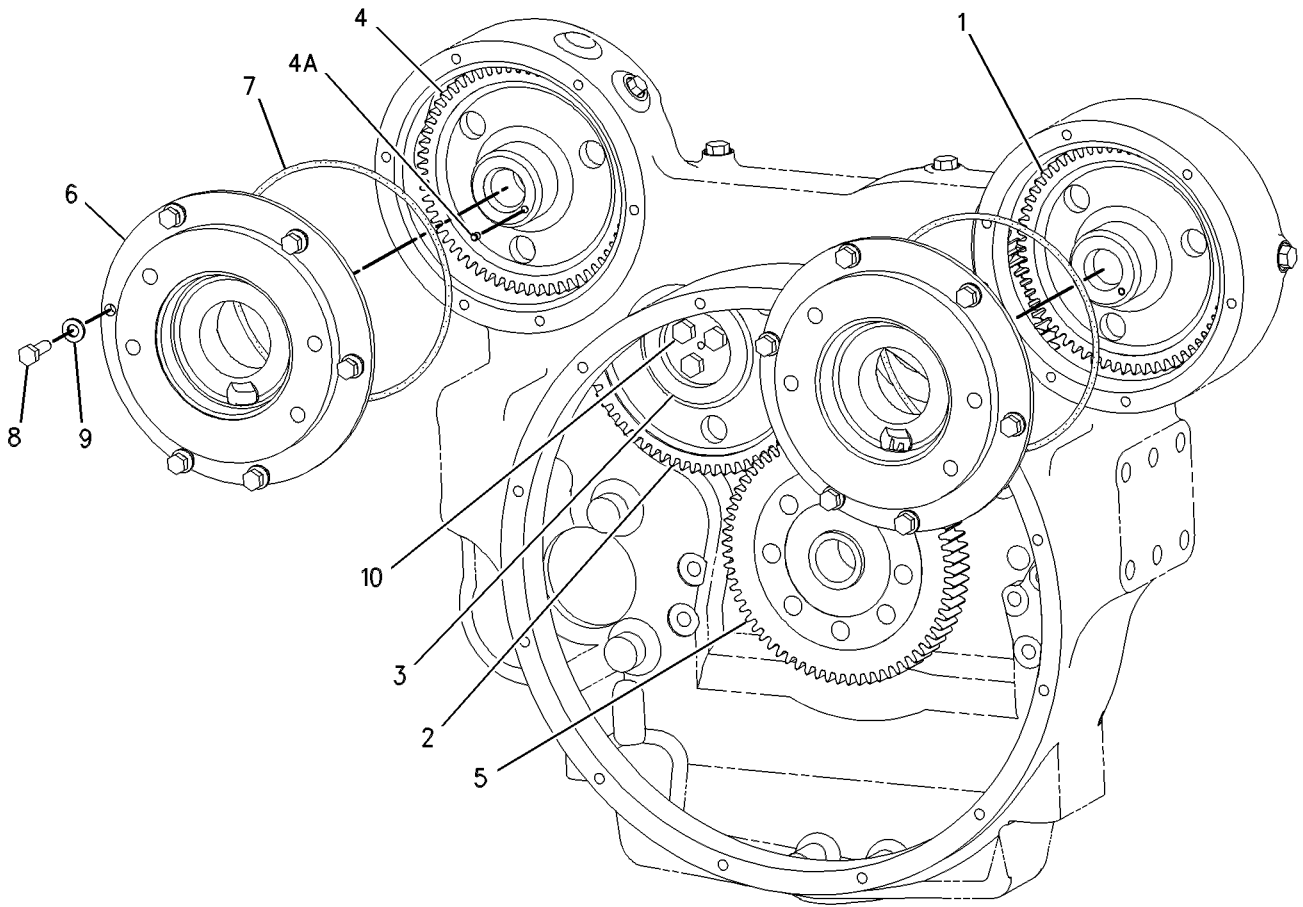
NOTE	REF NO	GRAPHIC REF	PART NUMBER	QTY	PART NAME						SEE PAGE
					1	2	3	4	5	6 (PRODUCT LEVEL)	
	1	1	187-8194	1	GEAR AS-DRIVE (64-TEETH)						
		1	4F-6024	1	PIN						
	2	1	1W-4741	2	GEAR AS-IDLER (70-TEETH) (EACH INCLUDES)						
		1	1W-4738	1	BUSHING						
	3	1	1W-4746	2	RETAINER-GEAR						
		1	7W-6413	1	GEAR AS-PUMP DRIVE						
	4	1	187-8195	1	GEAR AS-DRIVE (64-TEETH)						
	4A	1	4F-6024	1	PIN						
	5	1	154-3358	1	GEAR-ADAPTER (68-TEETH)						
	6	1	187-8222	2	ADAPTER AS-PUMP (EACH INCLUDES)						
		1	160-8184	1	BUSHING						
	7	1	4N-1230	2	SEAL-O-RING						
	8	1	6V-1820	12	BOLT (M10X1.5X30-MM)						
	9	1	6V-5839	12	WASHER (11X21X2.5-MM THK)						
	10	1	6V-7673	6	BOLT (M12X1.75X50-MM)						

M-METRIC PART

# BASIC ENGINE

175-6260 GEAR GP-REAR (contd.)

i01795230



GRAPHIC #1

g00639229

<END>

# BASIC ENGINE

## 258-9996 HOUSING GP-FLYWHEEL

S/N: MME1-UP

PART OF 350-2033 HOUSING GP-FLYWHEEL

SMCS - 1157

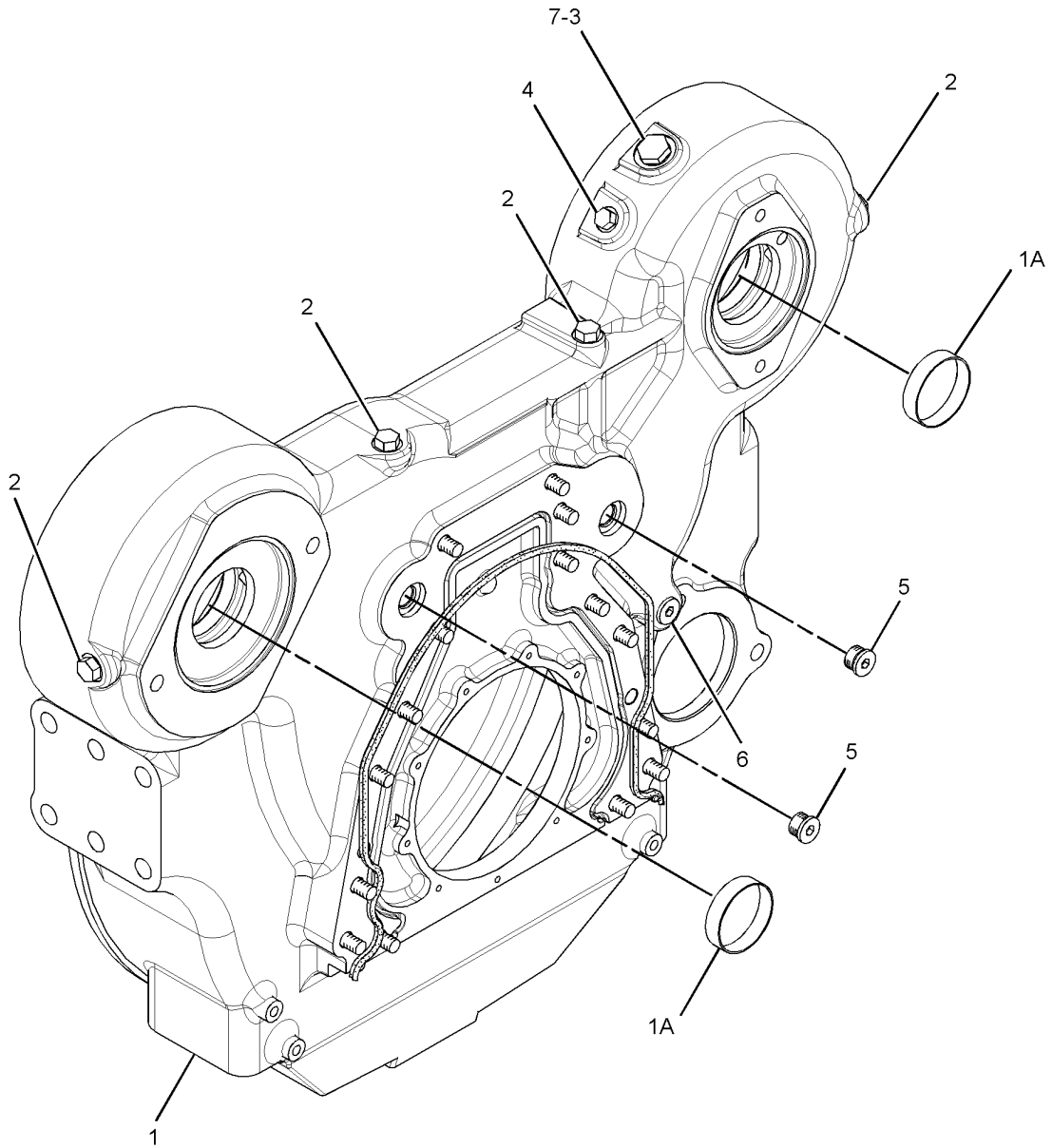
I04369110

NOTE	REF NO	GRAPHIC REF	PART NUMBER	QTY	PART NAME						SEE PAGE
					1	2	3	4	5	6 (PRODUCT LEVEL)	
	1	1	376-2348	1	HOUSING AS-FLYWHEEL						
	1A	1	8M-9315	2	BUSHING						
	2	1	183-3407	4	PLUG AS (EACH INCLUDES)						
		1	9S-8004	1	PLUG-O-RING						
		1	214-7568	1	SEAL-O-RING						
	3	1	2A-1162	1	GASKET						
	4	1	307-2671	1	PLUG AS						
		1	9S-8002	1	PLUG-O-RING						
		1	214-7566	1	SEAL-O-RING						
	5	1	307-2673	2	PLUG AS (EACH INCLUDES)						
		1	9S-8005	1	PLUG-O-RING						
		1	238-5080	1	SEAL-O-RING						
	6	1	321-8642	1	PLUG AS						
		1	9S-8003	1	PLUG						
		1	214-7567	1	SEAL-O-RING						
	7	1	5F-0304	1	PLUG						

# BASIC ENGINE

258-9996 HOUSING GP-FLYWHEEL (contd.)

i04369110



GRAPHIC #1

<END>

g02529618

# BASIC ENGINE

## 350-2033 HOUSING GP-FLYWHEEL

S/N: MME1-UP

INCLUDES PRESS IN PLACE SEAL, PTO COVERS, LEFT SIDE STARTER MOUNTING, AND TIMING PIN LOCATION. DUAL PTO MOUNTING LOCATIONS.

PART OF 364-1558 ENGINE AR-COMplete

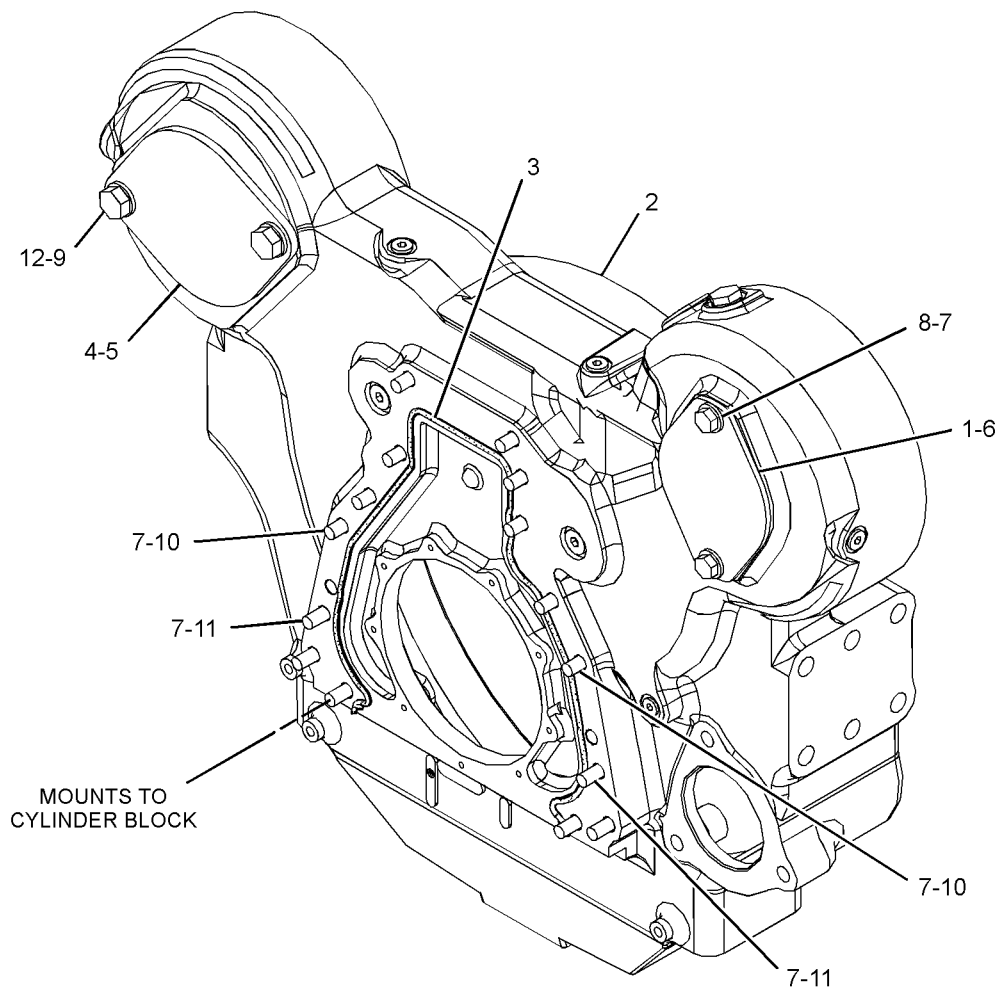
SMCS - 1157

104059894

NOTE	REF NO	GRAPHIC REF	PART NUMBER	QTY	PART NAME						SEE PAGE
					1	2	3	4	5	6 (PRODUCT LEVEL)	
	1	1	175-3721	1	COVER						
Y	2	1	258-9996	1	HOUSING GP-FLYWHEEL						34
	3	1	268-5582	1	SEAL						
	4	1	101-3934	1	COVER						
	5	1	3F-5792	1	SEAL-O-RING						
	6	1	4M-0189	1	SEAL-O-RING						
	7	1	5P-8245	17	WASHER-HARD (13.5X25.5X3.0-MM THK)						
	8	1	6A-5591	2	BOLT (M12X1.75X25-MM)						
	9	1	6V-5844	2	BOLT (M16X2X35-MM)						
	10	1	6V-8197	9	BOLT (M12X1.75X40-MM)						
	11	1	6V-8336	6	BOLT (M12X1.75X70-MM)						
	12	1	9X-8268	2	WASHER (17.5X30.0X3.5-MM THK)						

M-METRIC PART

Y-SEPARATE ILLUSTRATION



GRAPHIC #1

<END>

g02298714



# BASIC ENGINE

## 338-5813 HOUSING GP-FRONT

S/N: MME1-UP

PART OF 364-1558 ENGINE AR-COMplete

SMCS - 1151

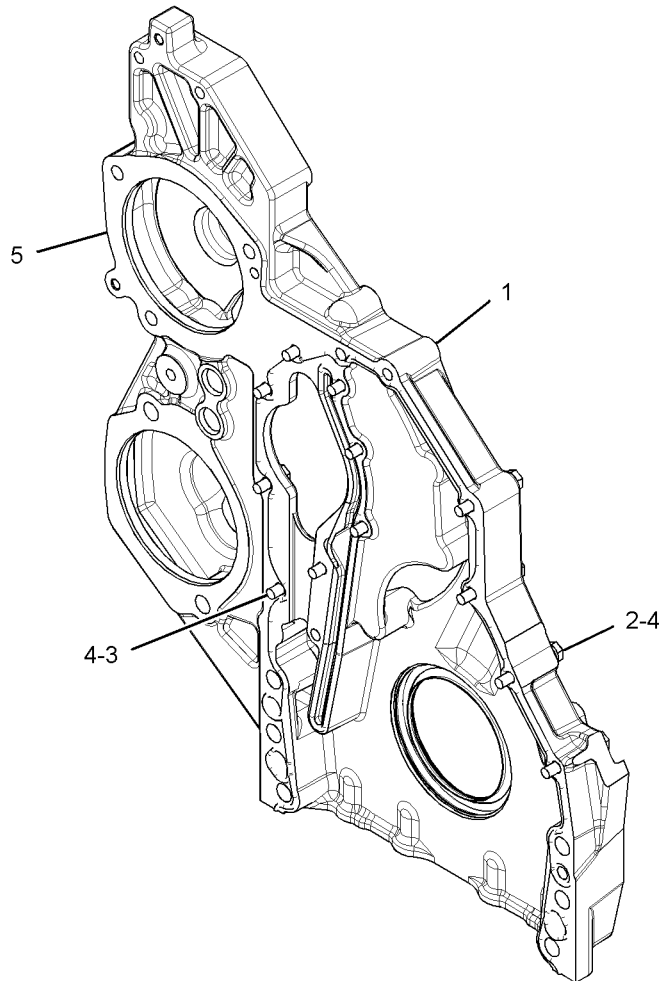
SMCS - 1162

SMCS - 1206

I04150655

NOTE	REF NO	GRAPHIC REF	PART NUMBER	QTY	PART NAME						SEE PAGE
					1	2	3	4	5	6 (PRODUCT LEVEL)	
	1	1	338-5812	1	HOUSING AS-FRONT						
		1	288-5726	1	SEAL GP-CRANKSHAFT (CLOCKWISE ROTATION)						
		1	338-3653	1	HOUSING-FRONT						
	2	1	6V-3918	4	BOLT (M8X1.25X50-MM)						
	3	1	6V-5217	8	BOLT (M8X1.25X20-MM)						
	4	1	9M-1974	12	WASHER-HARD (8.8X16X2-MM THK)						
B	5	1	1U-8846	8C-8422	SEALANT-GASKET						

B-USE AS REQUIRED  
M-METRIC PART



g02183074

GRAPHIC #1

<END>

# BASIC ENGINE

## 348-9192 LIFTING GP-ENGINE - REAR

S/N: MME1-UP

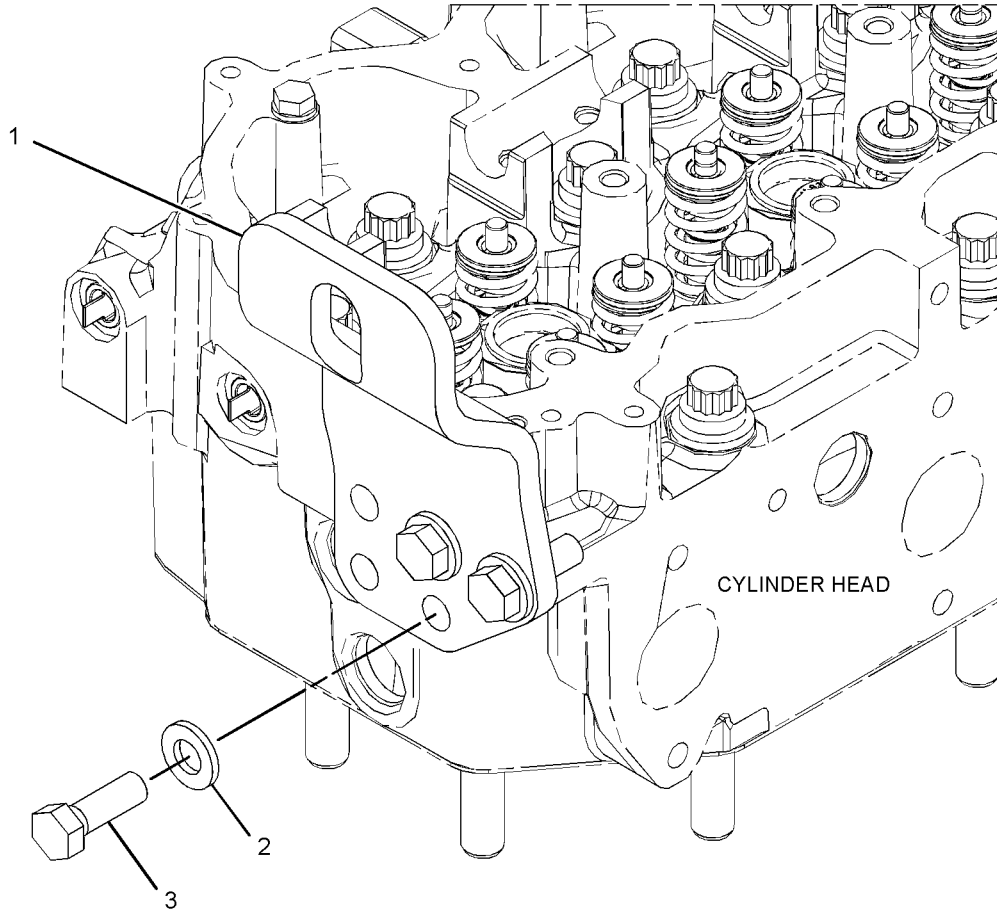
PART OF 364-1558 ENGINE AR-COMplete

SMCS - 1122

104059895

NOTE	REF NO	GRAPHIC REF	PART NUMBER	QTY	PART NAME						SEE PAGE
					1	2	3	4	5	6 (PRODUCT LEVEL)	
	1	1	338-7603	1	PLATE-LIFTING (REAR)						
	2	1	5P-8245	3	WASHER-HARD (13.5X25.5X3.0-MM THK)						
	3	1	6V-8675	3	BOLT (M12X1.75X35-MM)						

M-METRIC PART



g02300598

GRAPHIC #1

<END>

# BASIC ENGINE

## 344-0371 MOUNTING GP-ALTERNATOR & COMPR

S/N: MME1-UP

LOCATED ON UPPER RIGHT HAND SIDE OF THE ENGINE. INCLUDES BELT TENSIONER AND IDLER PULLEYS.  
FOR USE WITH PAD MOUNTED ALTERNATORS AND COMPRESSORS, ENGINE MOUNTED ECM  
PART OF 364-1558 ENGINE AR-COMPLETE

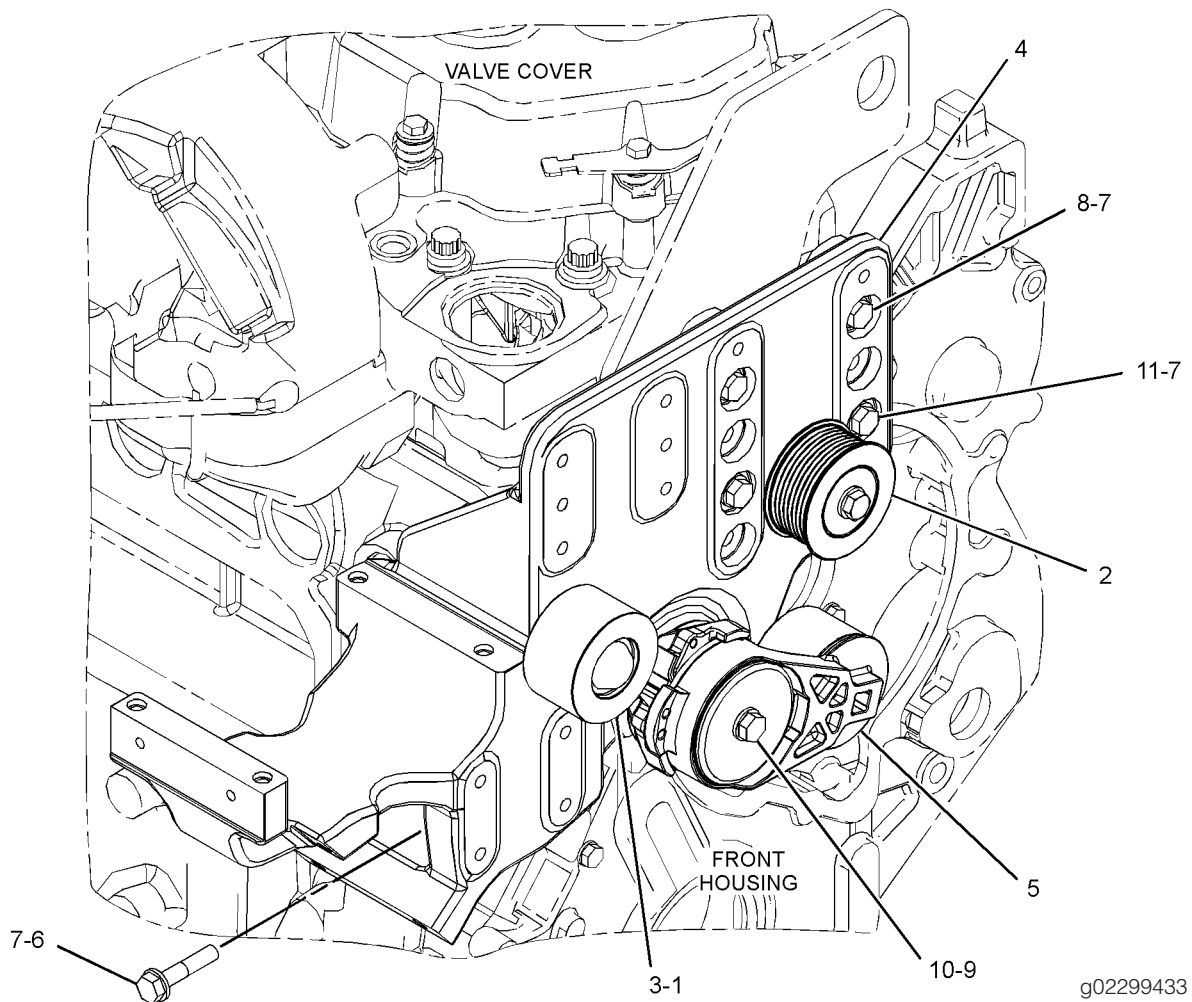
SMCS - 1405

SMCS - 1802

104059899

NOTE	REF NO	GRAPHIC REF	PART NUMBER	QTY	PART NAME						SEE PAGE
					1	2	3	4	5	6 (PRODUCT LEVEL)	
	1	1	243-2310	1	COVER						
	2	1	279-2589	1	PULLEY AS-IDLER (8-GROOVE)						
	3	1	333-1207	1	IDLER AS						
	4	1	344-0369	1	SUPPORT AS						
		1	332-9270	2	BUSHING						
		1	344-0370	1	BRACKET-SUPPORT						
	5	1	347-7963	1	TENSIONER-BELT						
	6	1	6V-4249	2	BOLT (M10X1.5X50-MM)						
	7	1	6V-5839	6	WASHER (11X21X2.5-MM THK)						
	8	1	6V-5842	2	BOLT (M10X1.5X40-MM)						
	9	1	8T-4121	1	WASHER-HARD (11X21X2.5-MM THK)						
	10	1	8T-4178	1	BOLT (M10X1.5X90-MM)						
	11	1	8T-5030	2	BOLT (M10X1.5X120-MM)						

M-METRIC PART



g02299433

GRAPHIC #1

<END>

# BASIC ENGINE

## 321-7980 MOUNTING GP-ENGINE

S/N: PLR1-UP

PART OF 324-3060 INSTALLATION AR

SMCS - 1152

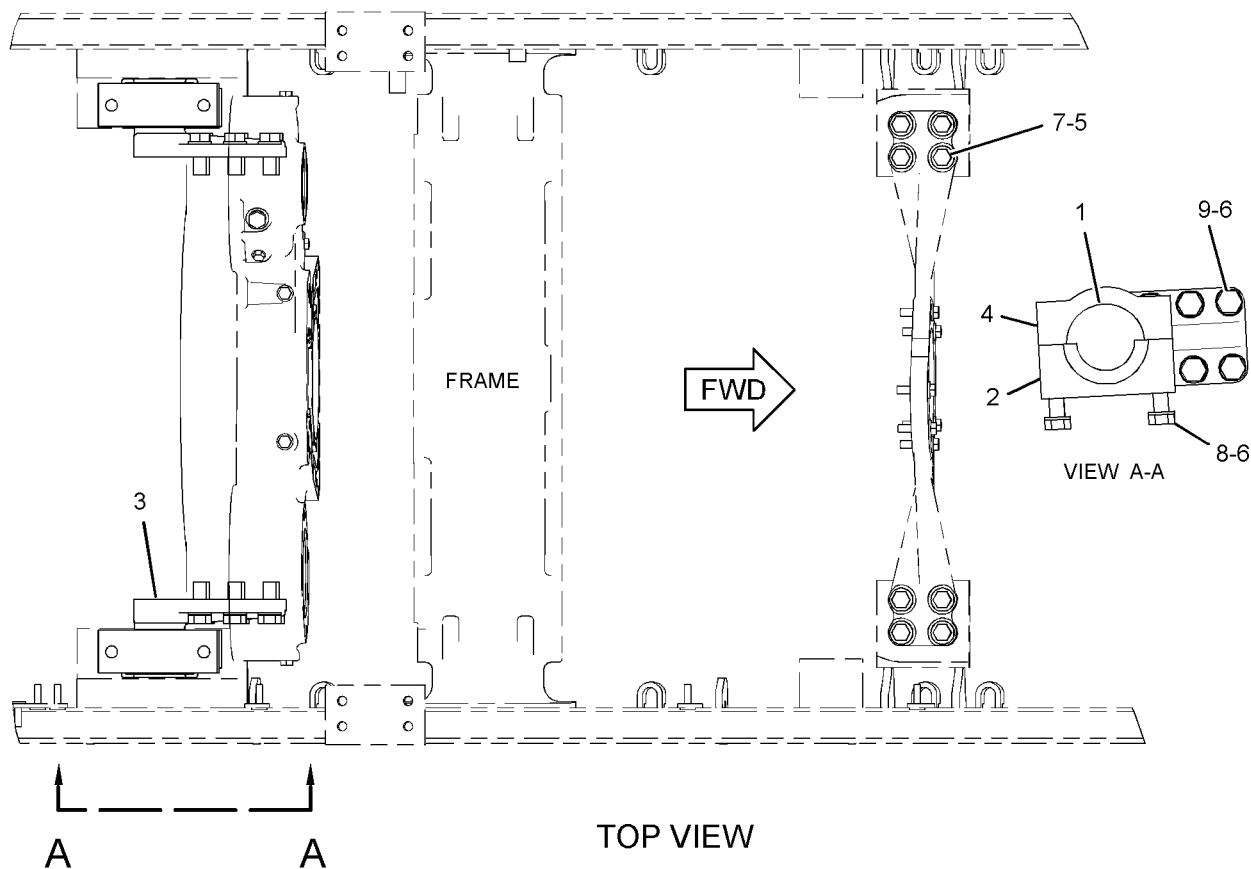
SMCS - 1153

SMCS - 1154

I04365203

NOTE	REF NO	GRAPHIC REF	PART NUMBER	QTY	PART NAME						SEE PAGE
					1	2	3	4	5	6 (PRODUCT LEVEL)	
	1	1	7C-3567	2	MOUNT AS						
	2	1	183-9374	2	BLOCK						
	3	1	224-2695	2	SUPPORT-ENGINE						
	4	1	236-8191	2	CAP-MOUNT						
	5	1	7X-0513	8	WASHER-HARD (17X30X5-MM THK)						
	6	1	8T-4123	16	WASHER (22X35X3.5-MM THK)						
	7	1	8T-4140	8	BOLT (M16X2X60-MM)						
	8	1	8T-4170	4	BOLT (M20X2.5X150-MM)						
	9	1	8T-6430	12	BOLT (M20X2.5X50-MM)						

M-METRIC PART



GRAPHIC #1

<END>

g02284693

# BASIC ENGINE

## 346-5791 PAN GP-OIL

S/N: MME1-UP

PART OF 364-1558 ENGINE AR-COMplete

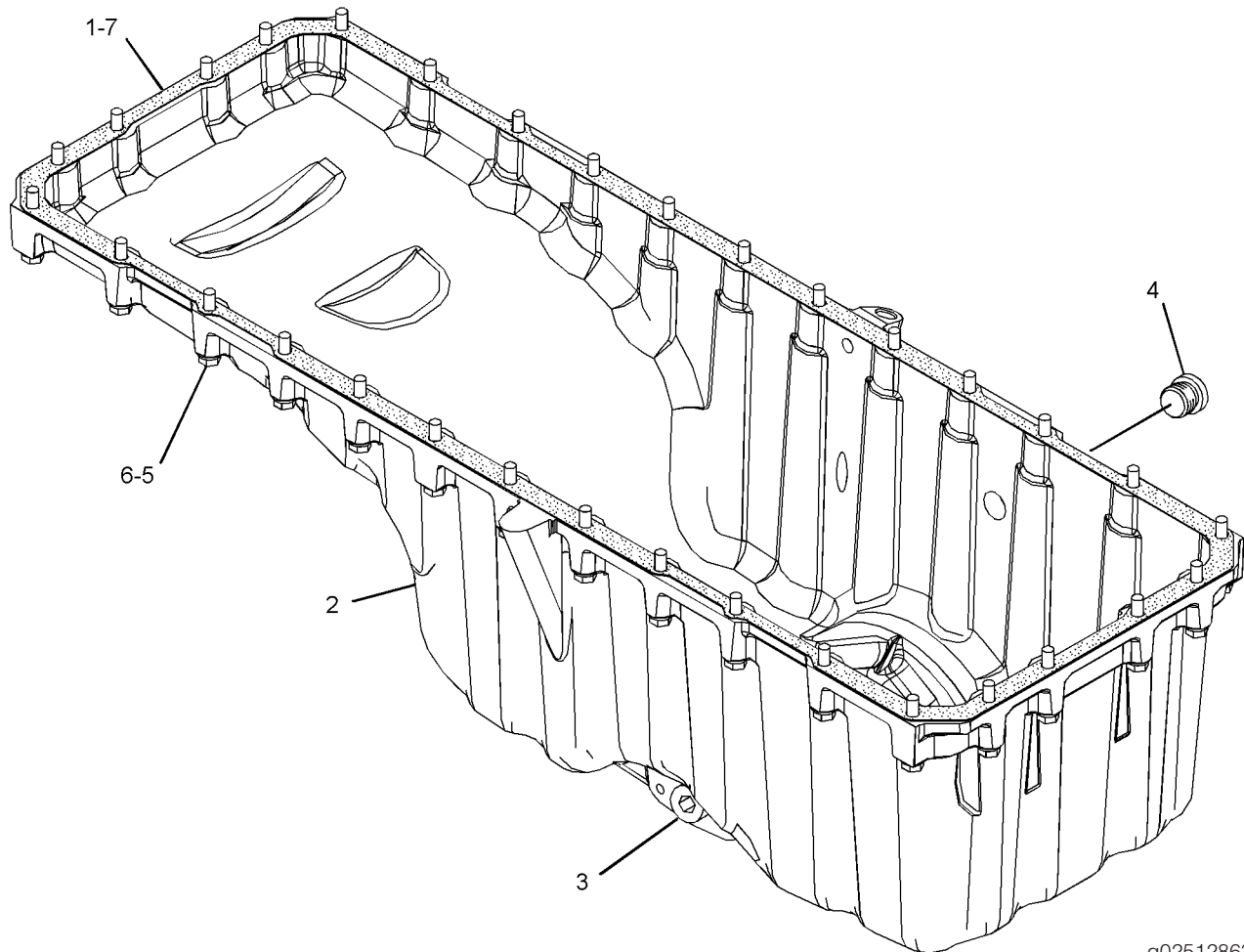
FOR USE WITH , - PAGE 66, 71

SMCS - 1302

104357151

NOTE	REF NO	GRAPHIC REF	PART NUMBER	QTY	PART NAME						SEE PAGE
					1	2	3	4	5	6 (PRODUCT LEVEL)	
	1	1	190-6114	1	GASKET-OIL PAN						
	2	1	367-8000	1	PAN-OIL						
	3	1	307-2673	1	PLUG AS						
		1	9S-8005	1	PLUG-O-RING						
		1	238-5080	1	SEAL-O-RING						
	4	1	309-5131	1	PLUG AS						
		1	9S-8006	1	PLUG-O-RING						
		1	238-5081	1	SEAL-O-RING						
	5	1	6V-3918	32	BOLT (M8X1.25X50-MM)						
	6	1	9M-1974	32	WASHER-HARD (8.8X16X2-MM THK)						
B	7	1	4C-9612		SEALANT-SILICONE						

B-USE AS REQUIRED  
M-METRIC PART



g02512863

GRAPHIC #1

<END>

# BASIC ENGINE

## 342-6646 PISTON & ROD GP

S/N: MME1-UP

17.0:1 COMPRESSION RATIO.

PART OF 347-0103 ENGINE AR-CORE

SMCS - 1225

I03943045

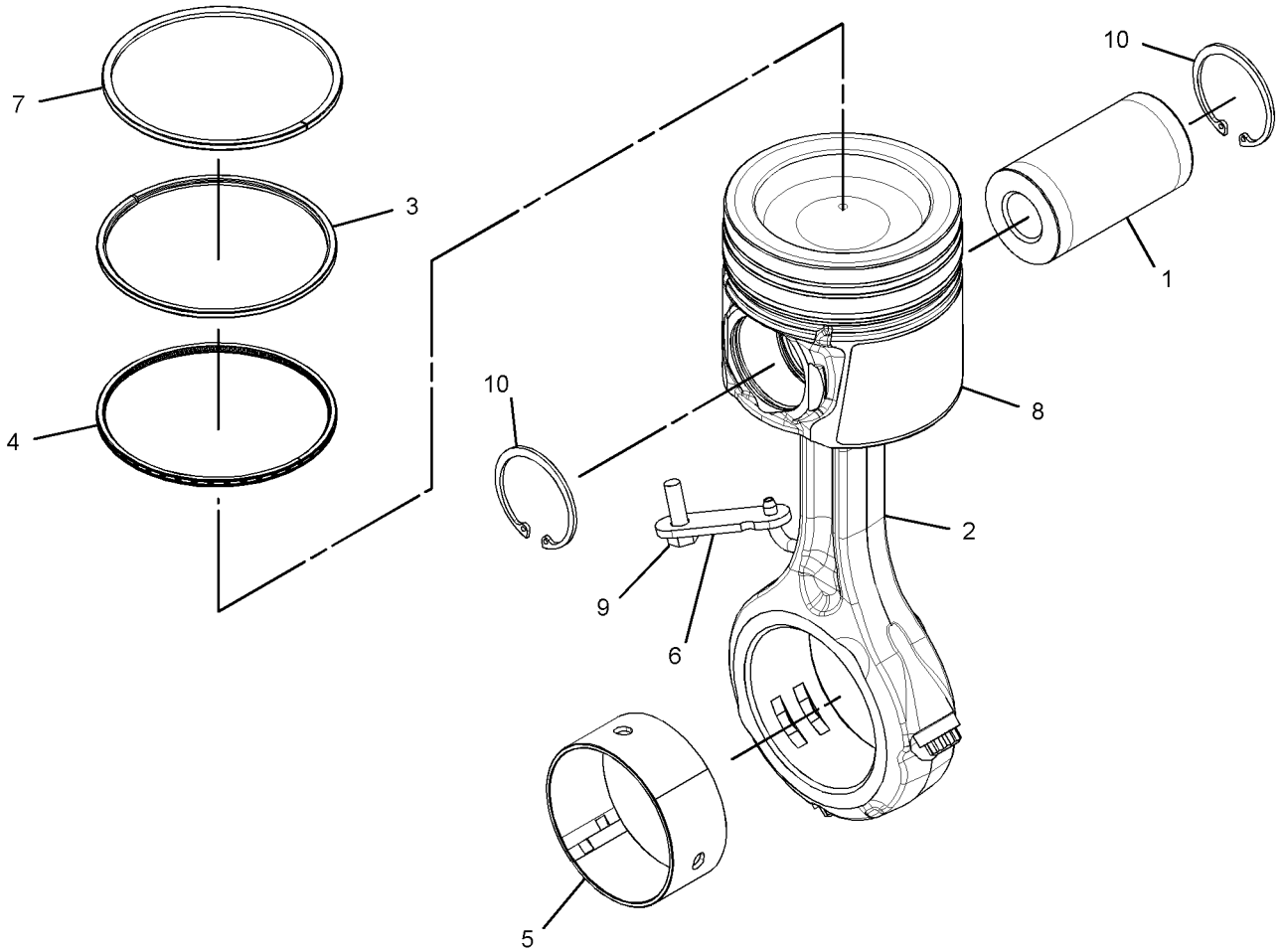
NOTE	REF NO	GRAPHIC REF	PART NUMBER	QTY	PART NAME						SEE PAGE
					1	2	3	4	5	6 (PRODUCT LEVEL)	
	1	1	238-2731	1	PIN-PISTON						
	2	1	256-9658	1	ROD AS-CONNECTING						
		1	160-8197	2	BOLT						
	3	1	262-2888	1	RING-PISTON (INTERMEDIATE)						
	4	1	262-2891	1	RING-PISTON (OIL)						
	5	1	269-7290	1	BEARING-CONNECTING ROD (STANDARD)						
AB		1	282-2478		BEARING-CONNECTING ROD (0.25-MM US)						
AB		1	282-2479		BEARING-CONNECTING ROD (0.51-MM US)						
	6	1	273-2600	1	TUBE AS-OIL JET						
	7	1	300-1319	1	RING-PISTON (TOP)						
	8	1	357-0447	1	BODY AS-PISTON						
	9	1	6V-3940	1	BOLT (M8X1.25X25-MM)						
	10	1	6V-5589	2	RING-RETAINING						

A-NOT PART OF THIS GROUP  
 B-USE AS REQUIRED  
 M-METRIC PART

# BASIC ENGINE

342-6646 PISTON & ROD GP (contd.)

i03943045



GRAPHIC #1

g02151140

<END>

# BASIC ENGINE

## 275-4260 PLUG GP-CYLINDER BLOCK

S/N: MME1-UP

PROVIDES AN O-RING PORT PLUG FOR THE REAR OF THE BLOCK, FOR USE WITH ENGINES NOT USING A JACKET WATER HEATER.

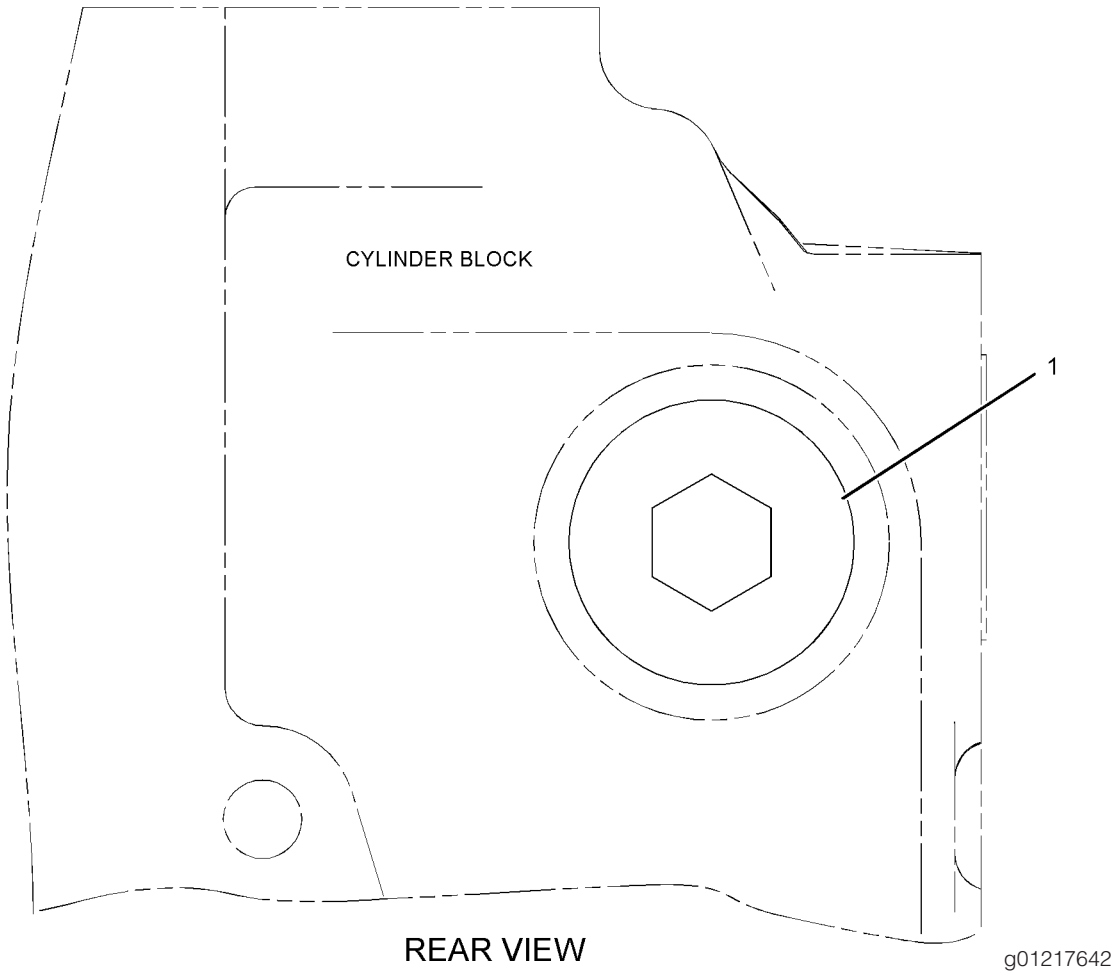
SEE 350-5472 FOR JACKET WATER HEATER INSTALLATION LOCATION.

PART OF 364-1558 ENGINE AR-COMplete

SMCS - 1201

104469013

NOTE	REF NO	GRAPHIC REF	PART NUMBER	QTY	PART NAME						SEE PAGE
					1	2	3	4	5	6 (PRODUCT LEVEL)	
	1	1	353-5144	1	PLUG AS						
		1	6V-5064	1	SEAL-O-RING						
		1	9S-9334	1	PLUG-O-RING						



GRAPHIC #1

<END>



# BASIC ENGINE

## 275-8699 PLUG GP-CYLINDER BLOCK

S/N: MME1-UP

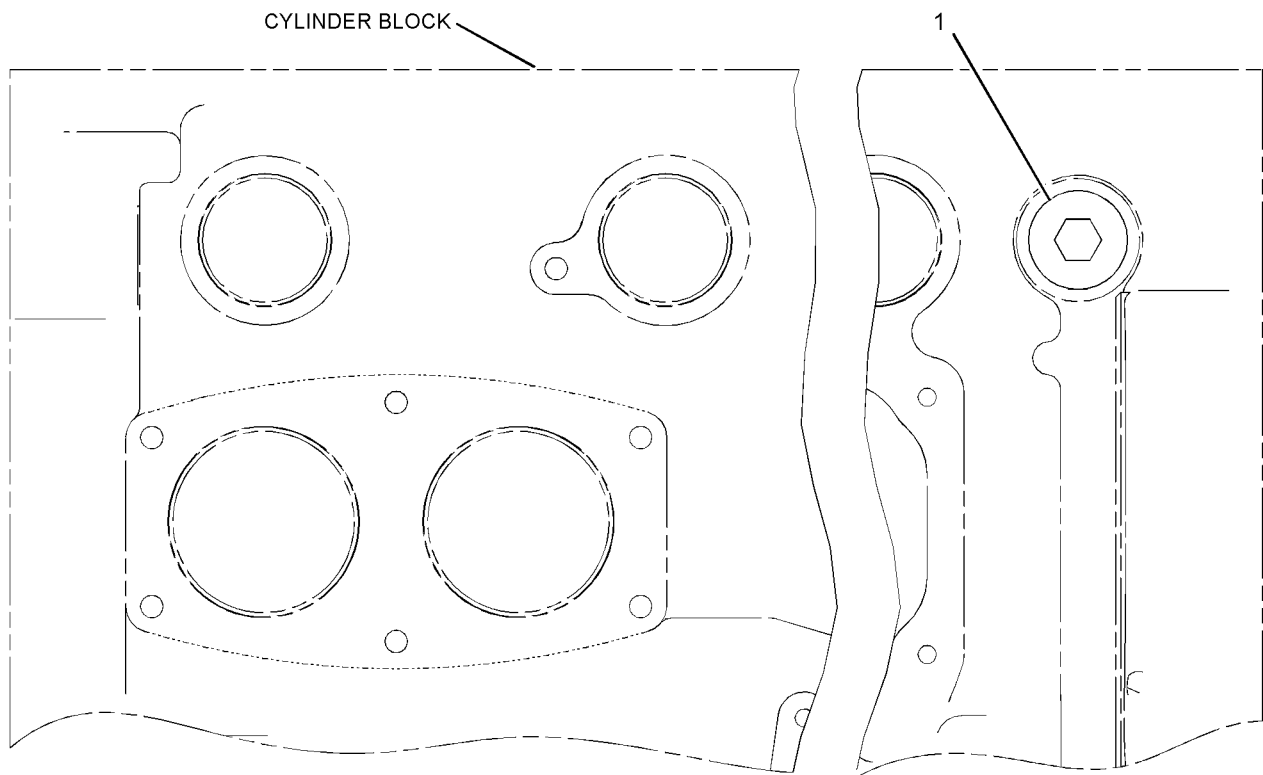
PROVIDES AN O-RING PORT PLUG FOR THE RH SIDE OF BLOCK  
FOR USE WITH ENGINES NOT USING A BYPASS AUXILIARY COOLER

PART OF 364-1558 ENGINE AR-COMplete

SMCS - 1201

104469026

NOTE	REF NO	GRAPHIC REF	PART NUMBER	QTY	PART NAME						SEE PAGE
					1	2	3	4	5	6 (PRODUCT LEVEL)	
	1	1	353-5144	1	PLUG AS						
		1	6V-5064	1	SEAL-O-RING						
		1	9S-9334	1	PLUG-O-RING						



RIGHT SIDE VIEW

GRAPHIC #1

g01217275

<END>

# BASIC ENGINE

## 346-4997 PLUG GP-CYLINDER HEAD

S/N: MME1-UP

PART OF 364-1558 ENGINE AR-COMplete

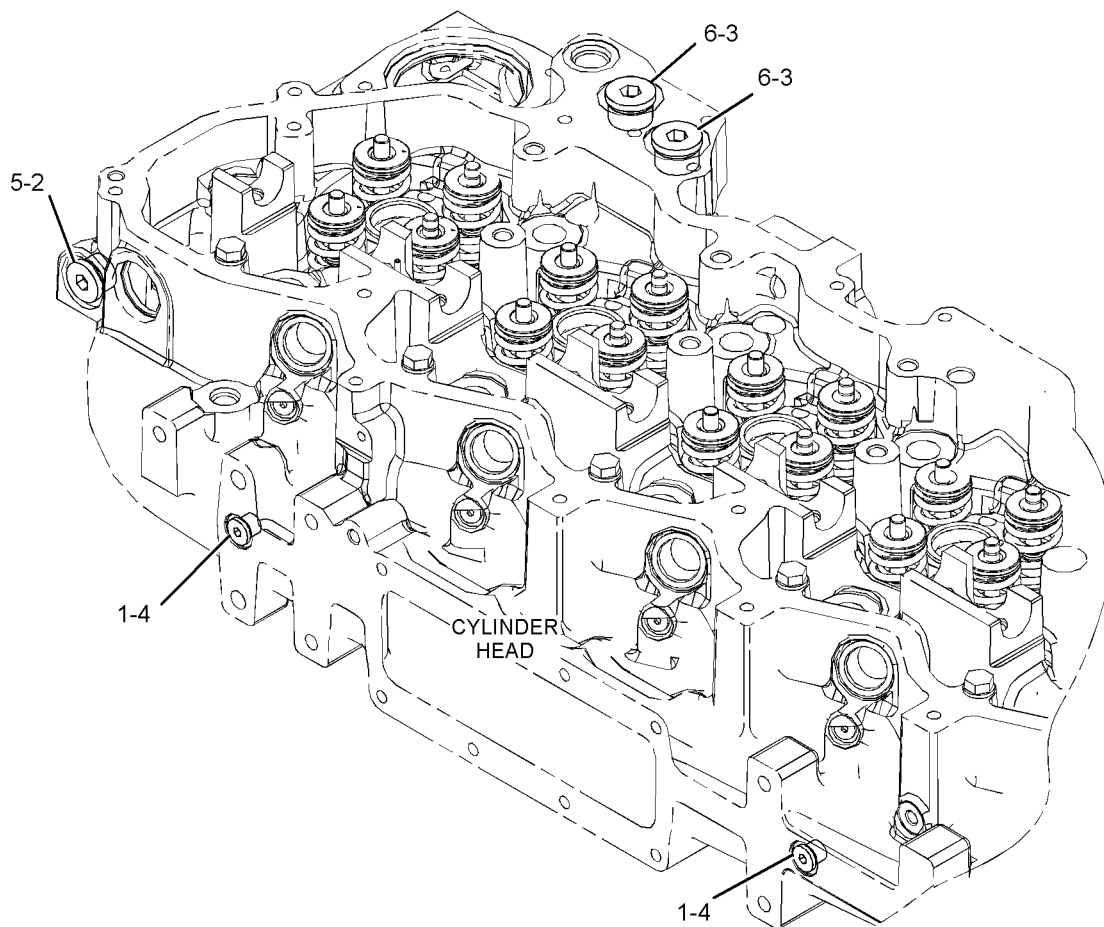
CANNOT BE USED WITH AIR COMPRESSOR GROUPS

SMCS - 1100

SMCS - 1101

103824569

NOTE	REF NO	GRAPHIC REF	PART NUMBER	QTY	PART NAME						SEE PAGE
					1	2	3	4	5	6 (PRODUCT LEVEL)	
	1	1	214-7566	2	SEAL-O-RING						
	2	1	238-5080	1	SEAL-O-RING						
	3	1	6V-3251	2	SEAL-O-RING						
	4	1	9S-8002	2	PLUG-O-RING						
	5	1	9S-8005	1	PLUG-O-RING						
	6	1	9S-8006	2	PLUG-O-RING						



GRAPHIC #1

g02089534

<END>

# BASIC ENGINE

## 292-9786 PLUG GP-ENGINE

S/N: MME1-UP

COMPRESSION BRAKE

PROVIDES A PLUG GP FOR COMPRESSION BRAKE OIL SUPPLY WHEN COMPRESSION BRAKE IS NOT USED

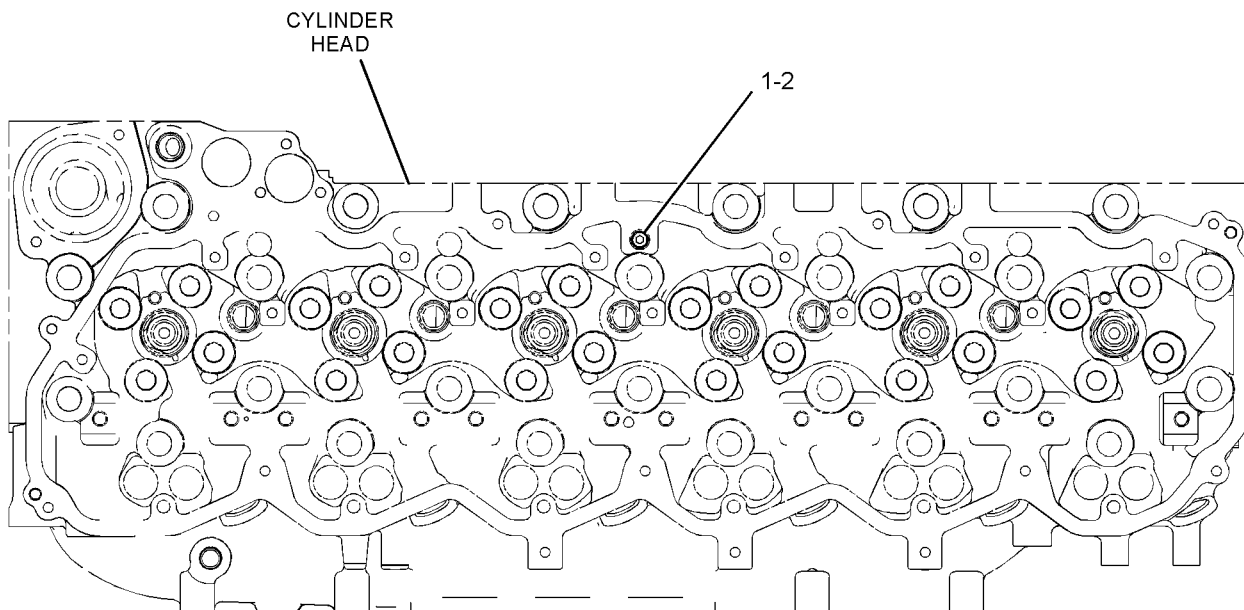
PART OF 364-1558 ENGINE AR-COMplete

SMCS - 1000

102712169

NOTE	REF NO	GRAPHIC REF	PART NUMBER	QTY	PART NAME						SEE PAGE
					1	2	3	4	5	6 (PRODUCT LEVEL)	
	1	1	6V-5683	1	BOLT (M6X1X16-MM)						
	2	1	4D-3088	1	WASHER (0.266X0.438X0.19-IN THK)						

M-METRIC PART



TOP VIEW

GRAPHIC #1

g01277425

<END>

# BASIC ENGINE

## 348-1101 PLUG GP-ENGINE

S/N: MME1-UP

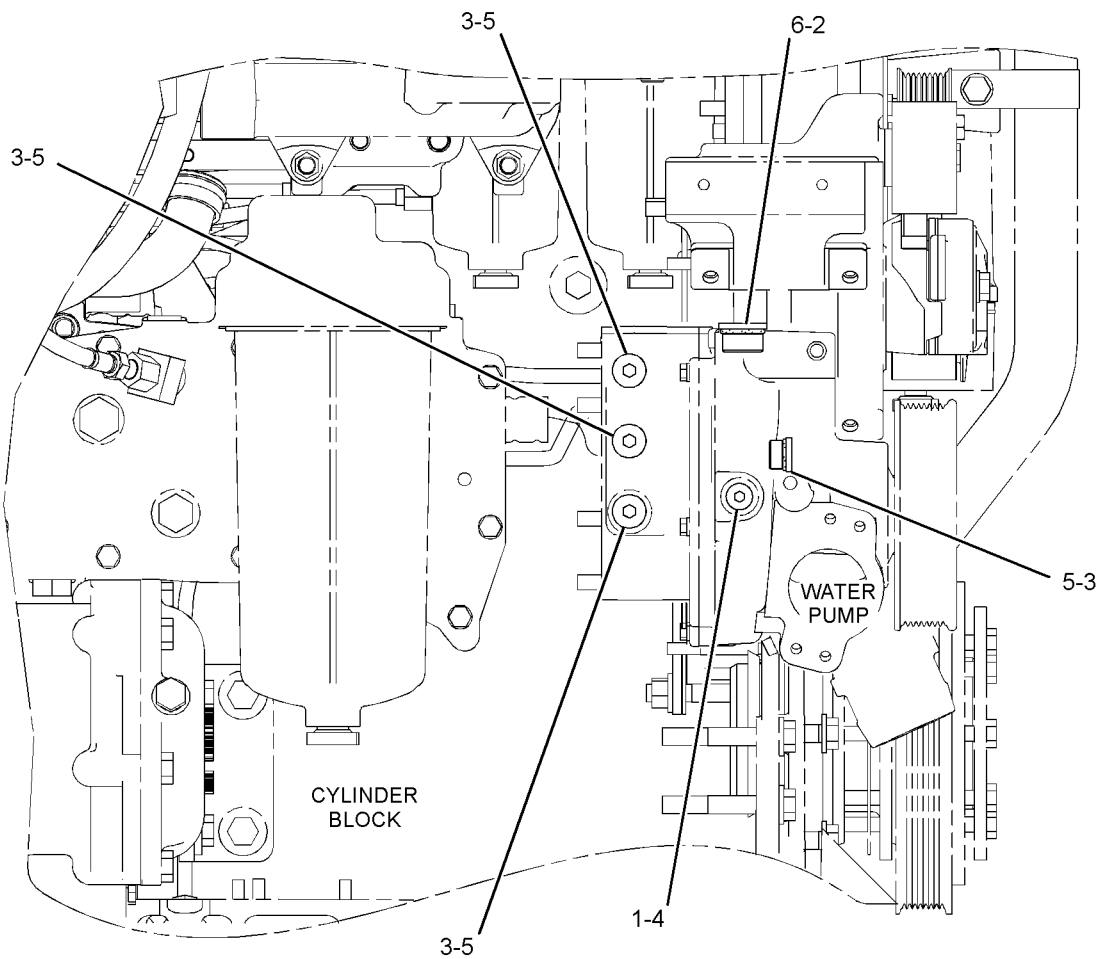
PROVIDES A PLUG GROUP FOR CRS AND CAB HEAT PORTS ON THE SPACER ON THE ENGINE.

PART OF 364-1558 ENGINE AR-COMplete

SMCS - 1000

104060180

NOTE	REF NO	GRAPHIC REF	PART NUMBER	QTY	PART NAME						SEE PAGE	
					1	2	3	4	5	6 (PRODUCT LEVEL)		
	1	1	6V-3250	1								
	2	1	6V-5063	1								
	3	1	6V-6609	4								
	4	1	9S-8004	1								
	5	1	9S-8005	4								
	6	1	9S-8008	1								



RIGHT SIDE VIEW OF ENGINE

g02301306

GRAPHIC #1

<END>

# BASIC ENGINE

## 321-7990 PULLEY GP-ALTERNATOR

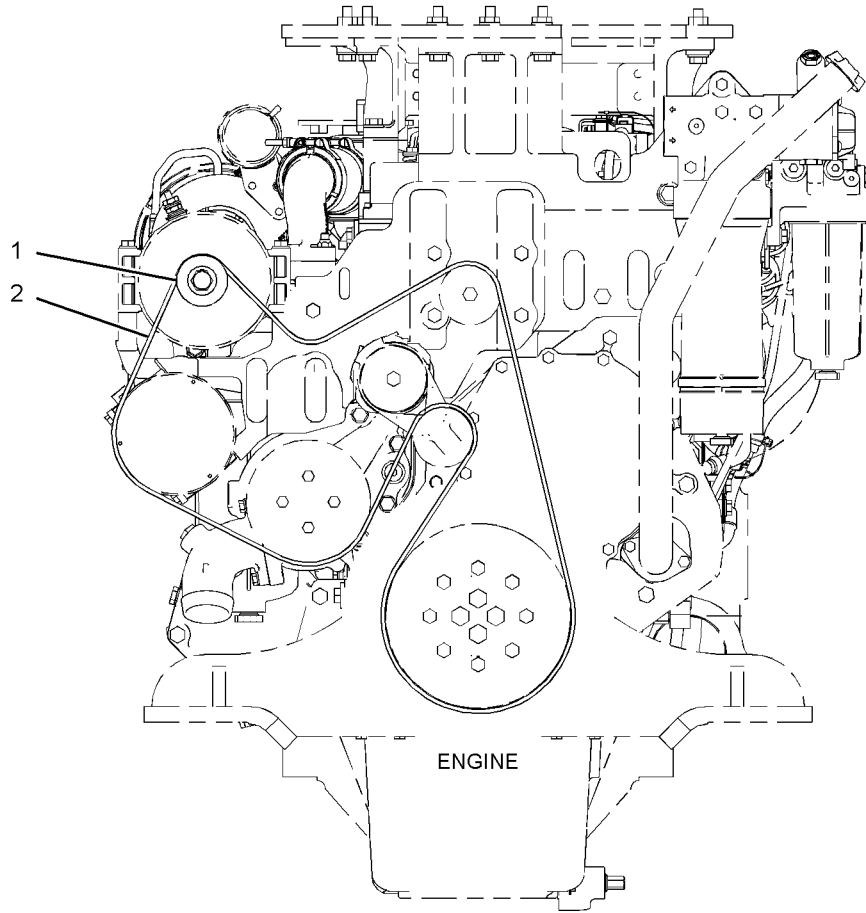
S/N: PLR1-UP

PART OF 324-3060 INSTALLATION AR

SMCS - 1425

104040019

NOTE	REF NO	GRAPHIC REF	PART NUMBER	QTY	PART NAME						SEE PAGE
					1	2	3	4	5	6 (PRODUCT LEVEL)	
	1	1	129-5096	1	PULLEY-ALTERNATOR (8-GROOVE)						
	2	1	349-3353	1	BELT-SERPENTINE						



FRONT VIEW

g02270914

GRAPHIC #1

<END>

# BASIC ENGINE

## 263-0033 ROCKER ARM GP - INTAKE

S/N: MME1-UP

PART OF 347-8760 VALVE MECHANISM GP

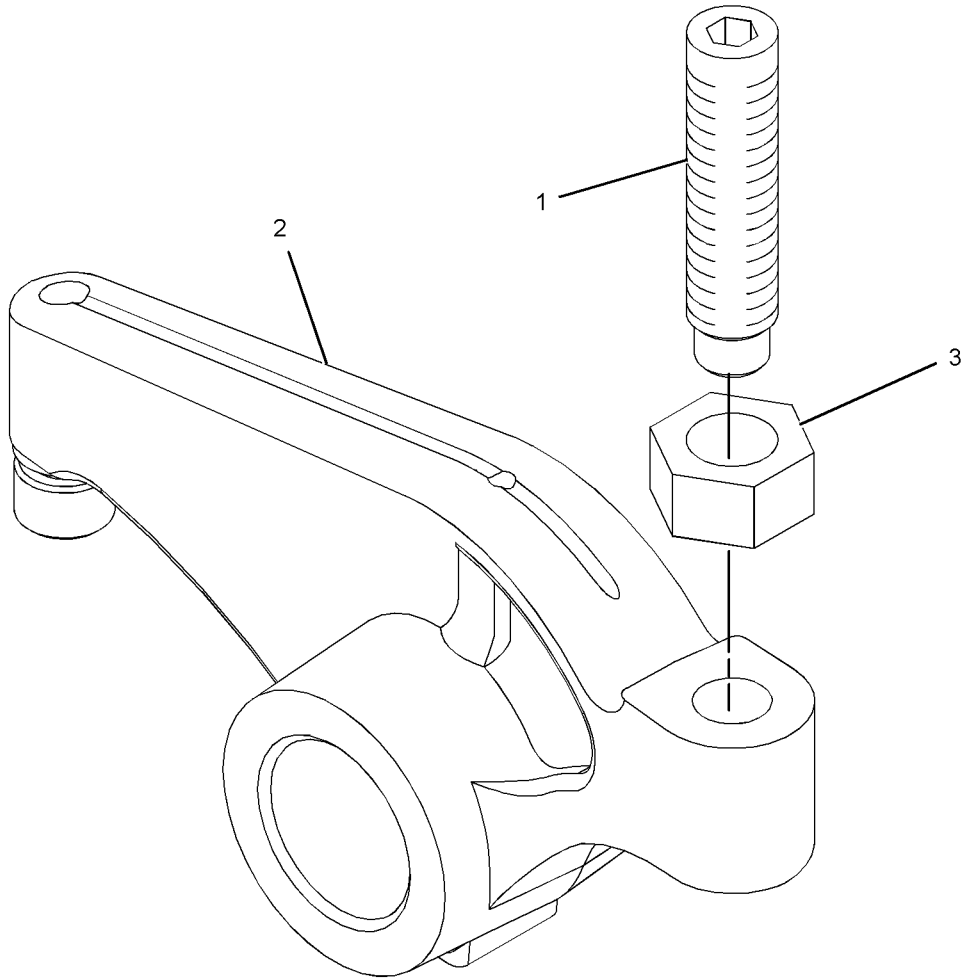
SMCS - 1123

I03733260

NOTE	REF NO	GRAPHIC REF	PART NUMBER	QTY	PART NAME						SEE PAGE
					1	2	3	4	5	6 (PRODUCT LEVEL)	
	1	1	260-7524	1	SCREW-VALVE ADJUSTMENT (M10X1.5-THD)						
	2	1	263-0034	1	ROCKER ARM AS (INTAKE)						
	3	1	2Y-5829	1	NUT (M10X1.5-THD)						

M-METRIC PART

R-REMFG PART MAY BE AVAILABLE



GRAPHIC #1

g01267444

<END>

# BASIC ENGINE

## 295-2351 SEAL GP-CRANKSHAFT

S/N: MME1-UP

PART OF 364-1558 ENGINE AR-COMplete

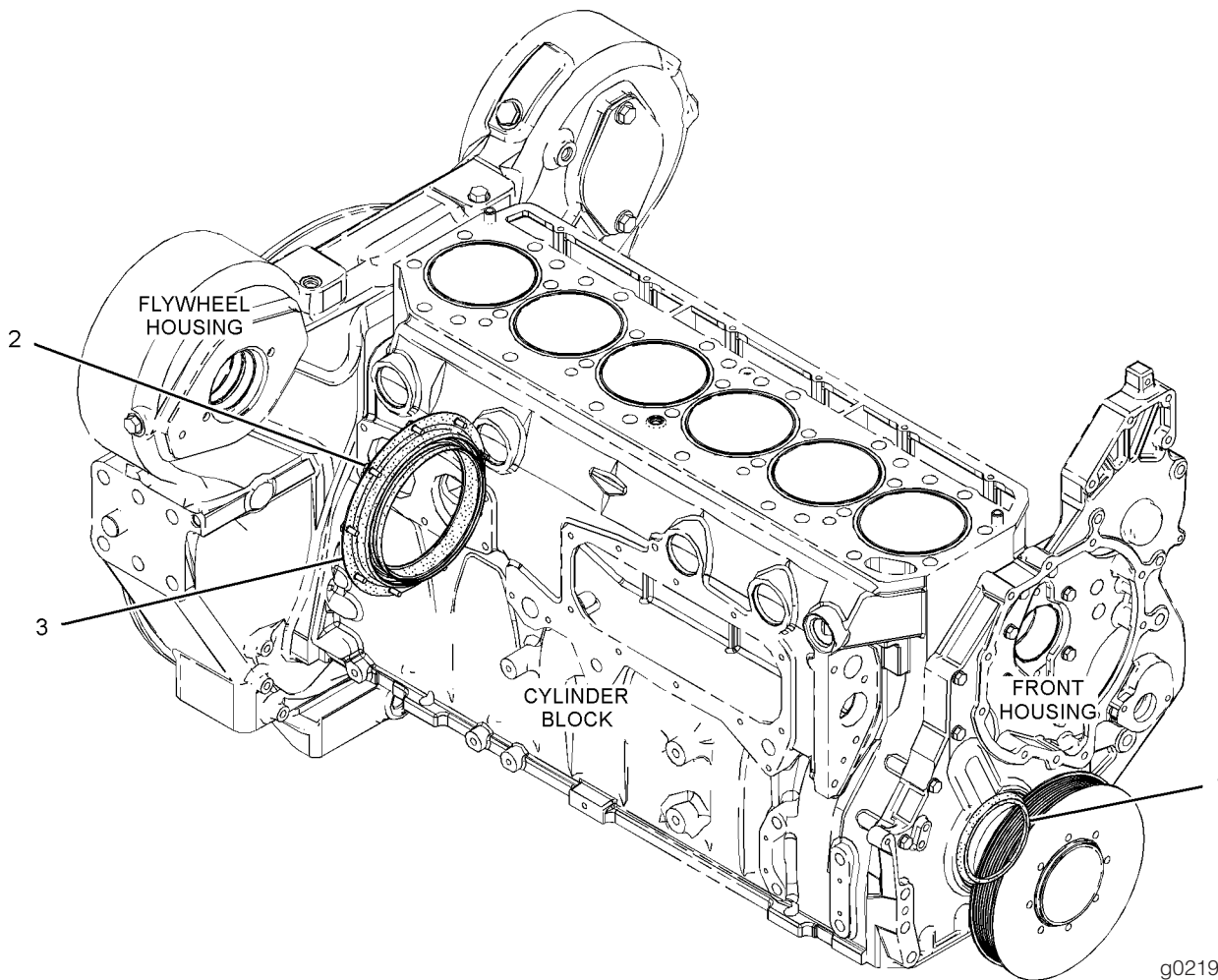
SMCS - 1160

SMCS - 1161

103990239

NOTE	REF NO	GRAPHIC REF	PART NUMBER	QTY	PART NAME						SEE PAGE
					1	2	3	4	5	6 (PRODUCT LEVEL)	
	1	1	4R-9999	1	EXCLUDER-CRANKSHAFT SEAL						
	2	1	206-3719	9	BOLT AS						
	3	1	285-4074	1	SEAL GP-CRANKSHAFT (REAR)						

M-METRIC PART



GRAPHIC #1

<END>

# BASIC ENGINE

## 345-1232 SUPPORT GP-ENGINE - FRONT

S/N: MME1-UP

PART OF 364-1558 ENGINE AR-COMplete

SMCS - 1152

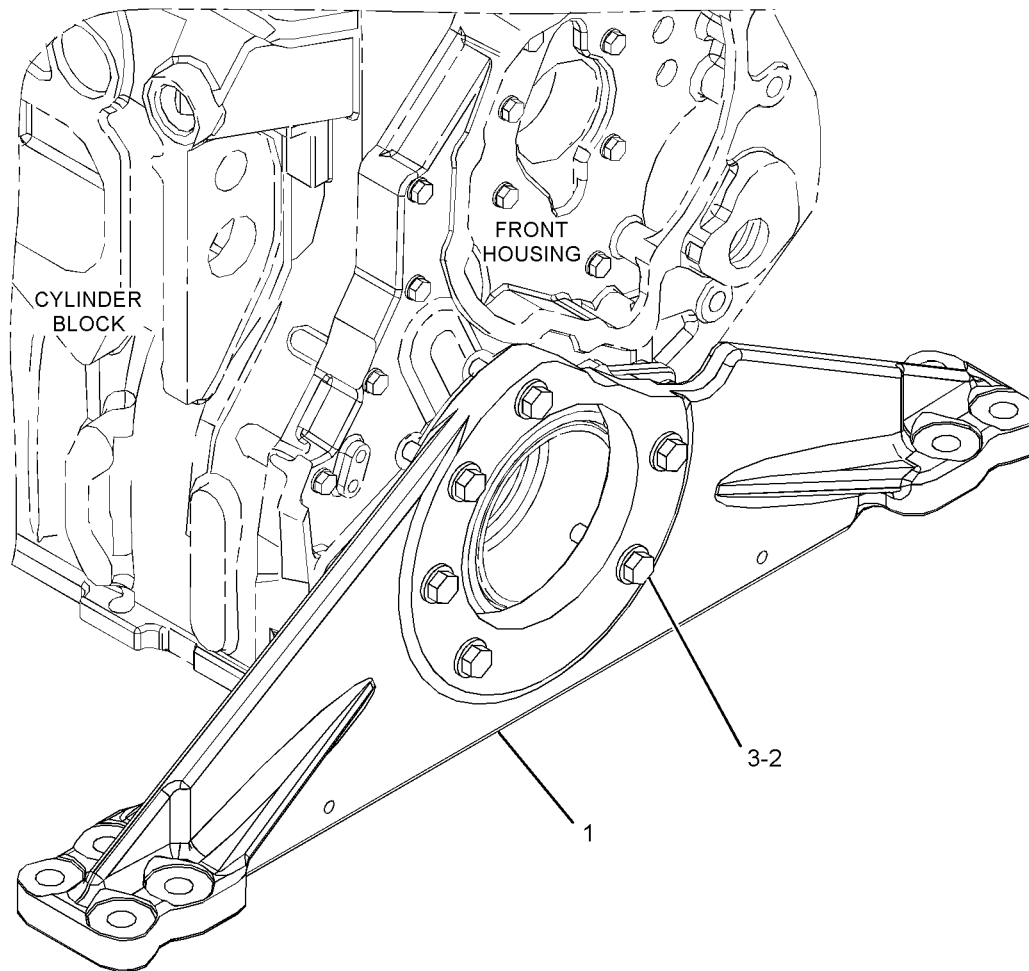
SMCS - 1153

SMCS - 1154

104060185

NOTE	REF NO	GRAPHIC REF	PART NUMBER	QTY	PART NAME						SEE PAGE
					1	2	3	4	5	6 (PRODUCT LEVEL)	
	1	1	345-1231	1	SUPPORT-ENGINE						
	2	1	5P-8245	6	WASHER-HARD (13.5X25.5X3.0-MM THK)						
	3	1	6V-7673	6	BOLT (M12X1.75X50-MM)						

M-METRIC PART



GRAPHIC #1

g02301479

<END>



# BASIC ENGINE

## 311-8095 TRUNNION GP-ENGINE

S/N: MME1-UP

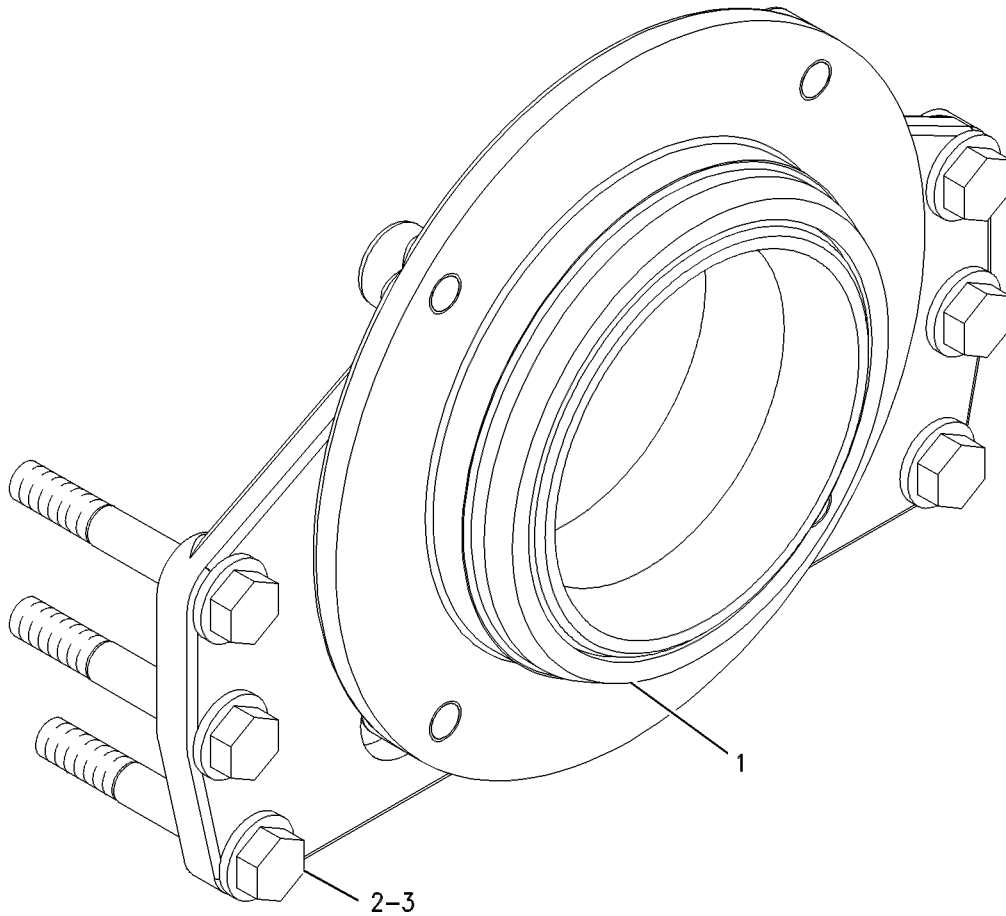
PART OF 364-1558 ENGINE AR-COMplete

SMCS - 1153

103671861

NOTE	REF NO	GRAPHIC REF	PART NUMBER	QTY	PART NAME						SEE PAGE
					1	2	3	4	5	6 (PRODUCT LEVEL)	
	1	1	311-8096	1	TRUNNION AS						
	2	1	5P-8245	6	WASHER-HARD (13.5X25.5X3-MM THK)						
	3	1	6V-5696	6	BOLT (M12X1.75X80-MM)						

M-METRIC PART



GRAPHIC #1

<END>

g00644918

# BASIC ENGINE

## 347-8760 VALVE MECHANISM GP

S/N: MME1-UP

PART OF 348-9896 VALVE MECHANISM GP

SMCS - 1102

SMCS - 1121

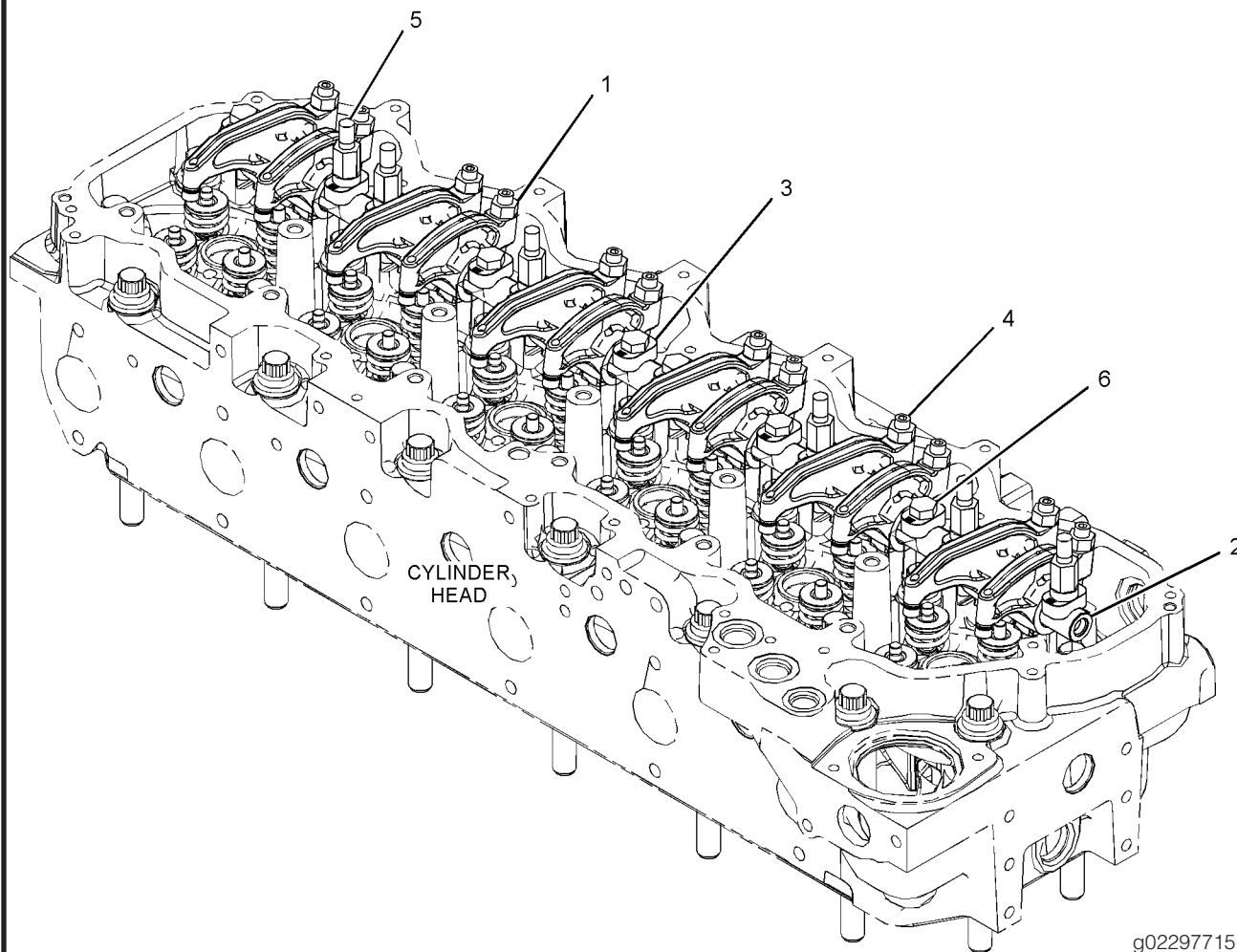
SMCS - 1123

104087910

NOTE	REF NO	GRAPHIC REF	PART NUMBER	QTY	PART NAME						SEE PAGE
					1	2	3	4	5	6 (PRODUCT LEVEL)	
Y	1	1	263-0033	6	ROCKER ARM GP						50
	2	1	274-5873	1	SHAFT AS-ROCKER ARM						
			0L-1026	2	PLUG-CUP						
	3	1	276-5754	12	WASHER						
	4	1	347-8782	6	ROCKER ARM GP (EACH INCLUDES)						
		1	2Y-5829	1	NUT (M10X1.5-THD)						
	1	260-7524	1	SCREW-VALVE ADJUSTMENT (M10X1.5-THD)							
	1	347-8748	1	ROCKER ARM AS							
5	1	323-3738	6	STUD							
6	1	6V-5843	6	BOLT (M10X1.5X45-MM)							

M-METRIC PART

Y-SEPARATE ILLUSTRATION



g02297715

GRAPHIC #1

<END>

# BASIC ENGINE

## 348-9896 VALVE MECHANISM GP

S/N: MME1-UP

PART OF 347-0103 ENGINE AR-CORE

SMCS - 1102

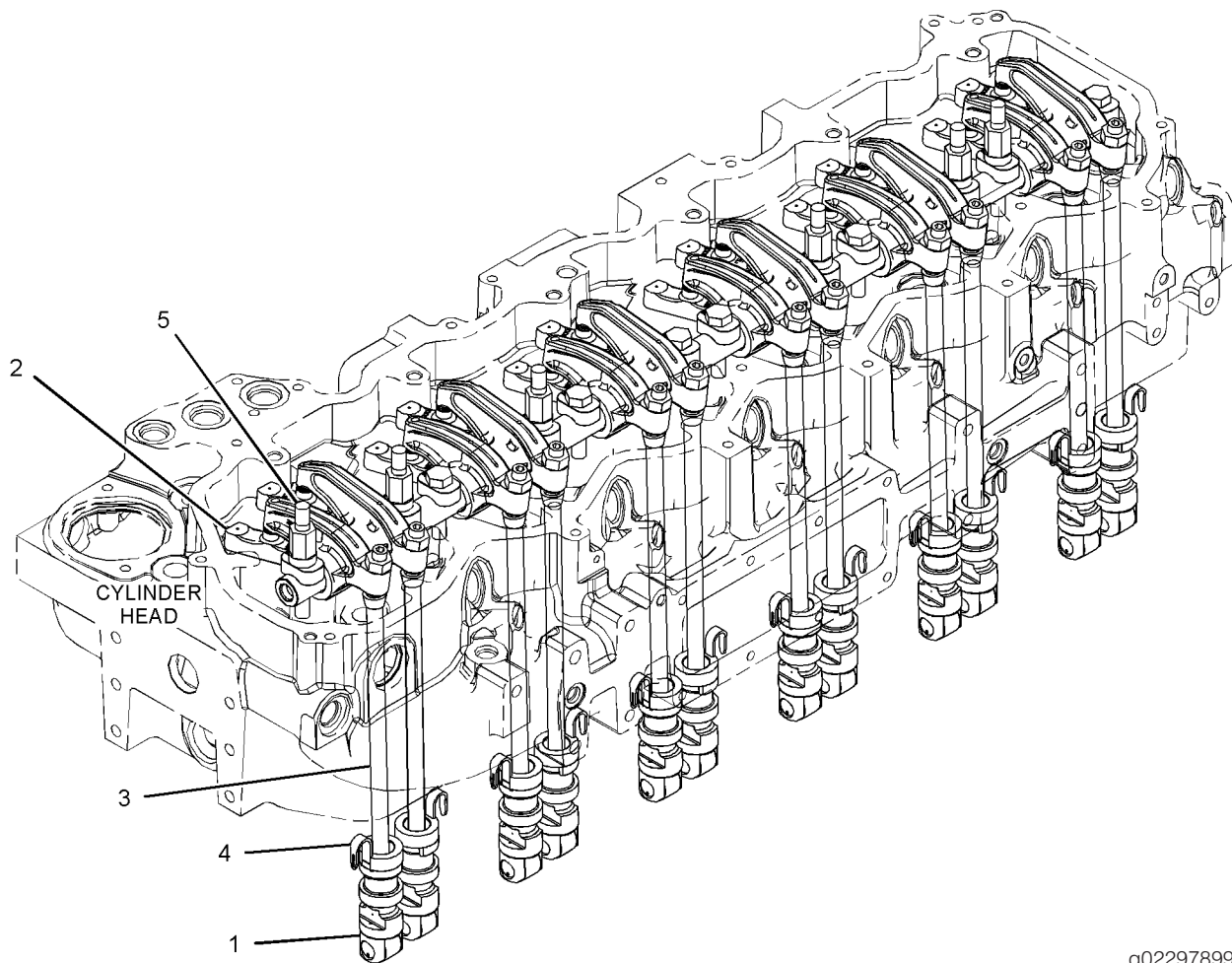
SMCS - 1121

SMCS - 1123

104083970

NOTE	REF NO	GRAPHIC REF	PART NUMBER	QTY	PART NAME						SEE PAGE
					1	2	3	4	5	6 (PRODUCT LEVEL)	
	1	1	163-2437	12	LIFTER AS-VALVE						
	2	1	255-8674	12	BRIDGE-VALVE						
	3	1	261-0205	12	ROD-VALVE PUSH						
	4	1	304-5260	12	SPRING-GUIDE						
Y	5	1	347-8760	1	VALVE MECHANISM GP						54

Y-SEPARATE ILLUSTRATION



g02297899

GRAPHIC #1

<END>

# BASIC ENGINE

## 224-2693 YOKE GP

S/N: PLR1-UP

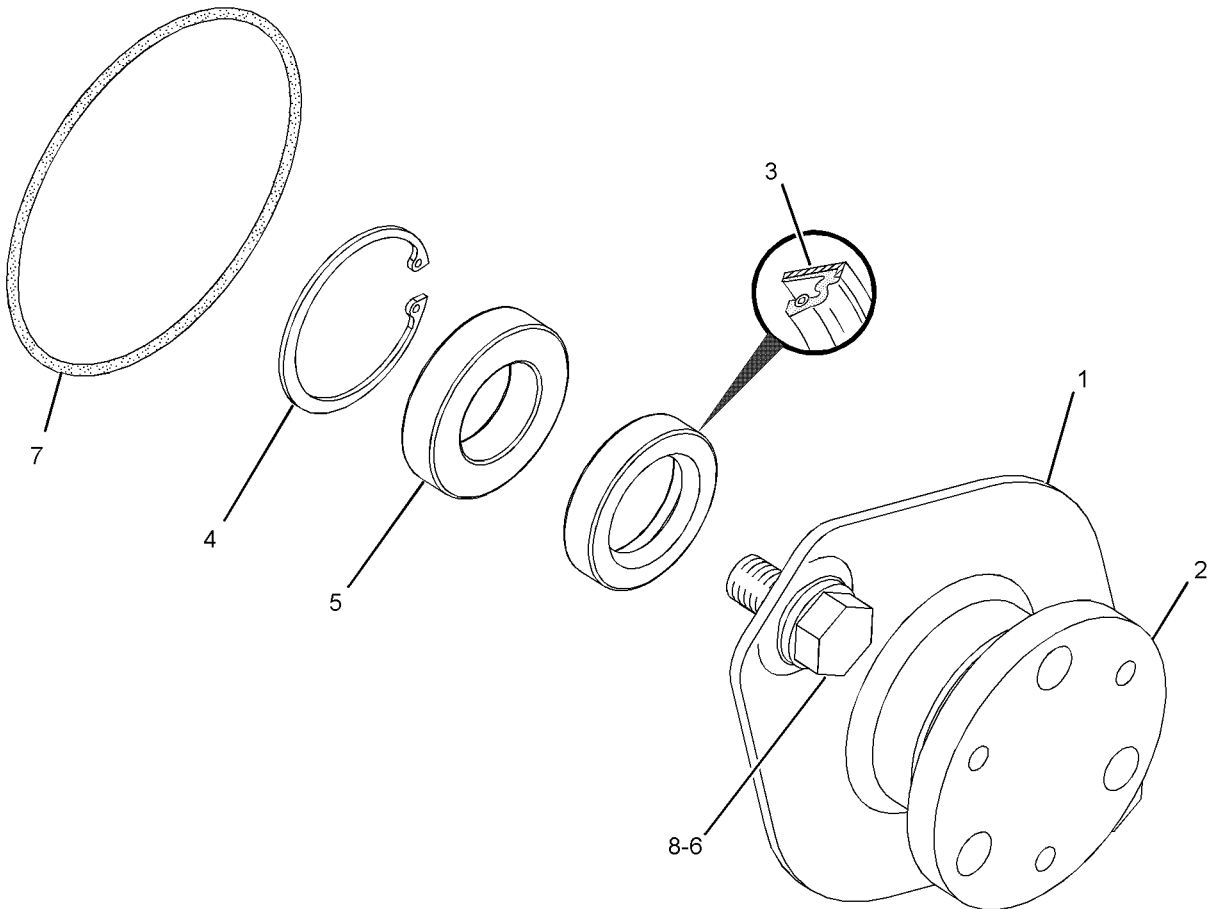
PART OF 324-3060 INSTALLATION AR

SMCS - 3108

102403244

NOTE	REF NO	GRAPHIC REF	PART NUMBER	QTY	PART NAME						SEE PAGE
					1	2	3	4	5	6 (PRODUCT LEVEL)	
	1	1	128-3341	1	COVER						
	2	1	224-2694	1	FLANGE						
	3	1	128-3813	1	SEAL-LIP TYPE						
	4	1	1L-4775	1	RING-RETAINING						
	5	1	2S-3029	1	BALL BEARING						
	6	1	6V-5844	2	BOLT (M16X2X35-MM)						
	7	1	6V-8260	1	SEAL-O-RING						
	8	1	9X-8268	2	WASHER (17.5X30X3.5-MM THK)						

M-METRIC PART



GRAPHIC #1

g01210810

# LUBRICATION SYSTEM

## 357-5397 FILLER GP-ENGINE OIL

S/N: MME1-UP

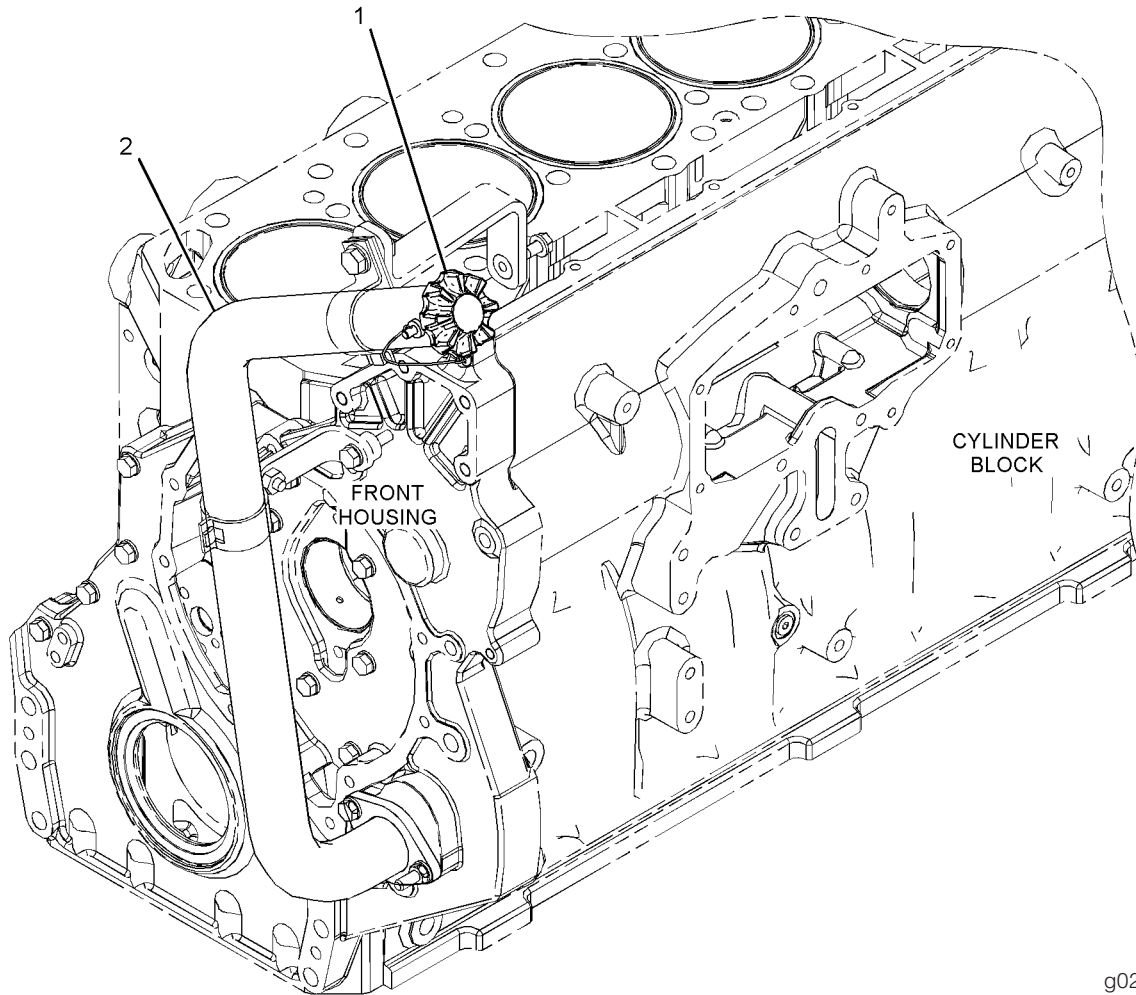
PART OF 357-6010 FILLER GP-ENGINE OIL

SMCS - 1316

104482589

NOTE	REF NO	GRAPHIC REF	PART NUMBER	QTY	PART NAME						SEE PAGE
					1	2	3	4	5	6 (PRODUCT LEVEL)	
	1	1	315-4134	1	CAP AS-ENGINE OIL FILLER						
E		1	205-4600		CHAIN (18-CM)						
		1	293-7589	1	SEAL-O-RING						
	2	1	377-4217	1	TUBE AS-OIL FILLER						

E-ORDER BY THE CENTIMETER



g02300113

GRAPHIC #1

<END>

# LUBRICATION SYSTEM

## 357-6010 FILLER GP-ENGINE OIL

S/N: MME1-UP

PART OF 364-1558 ENGINE AR-COMplete

SMCS - 1316

I04150653

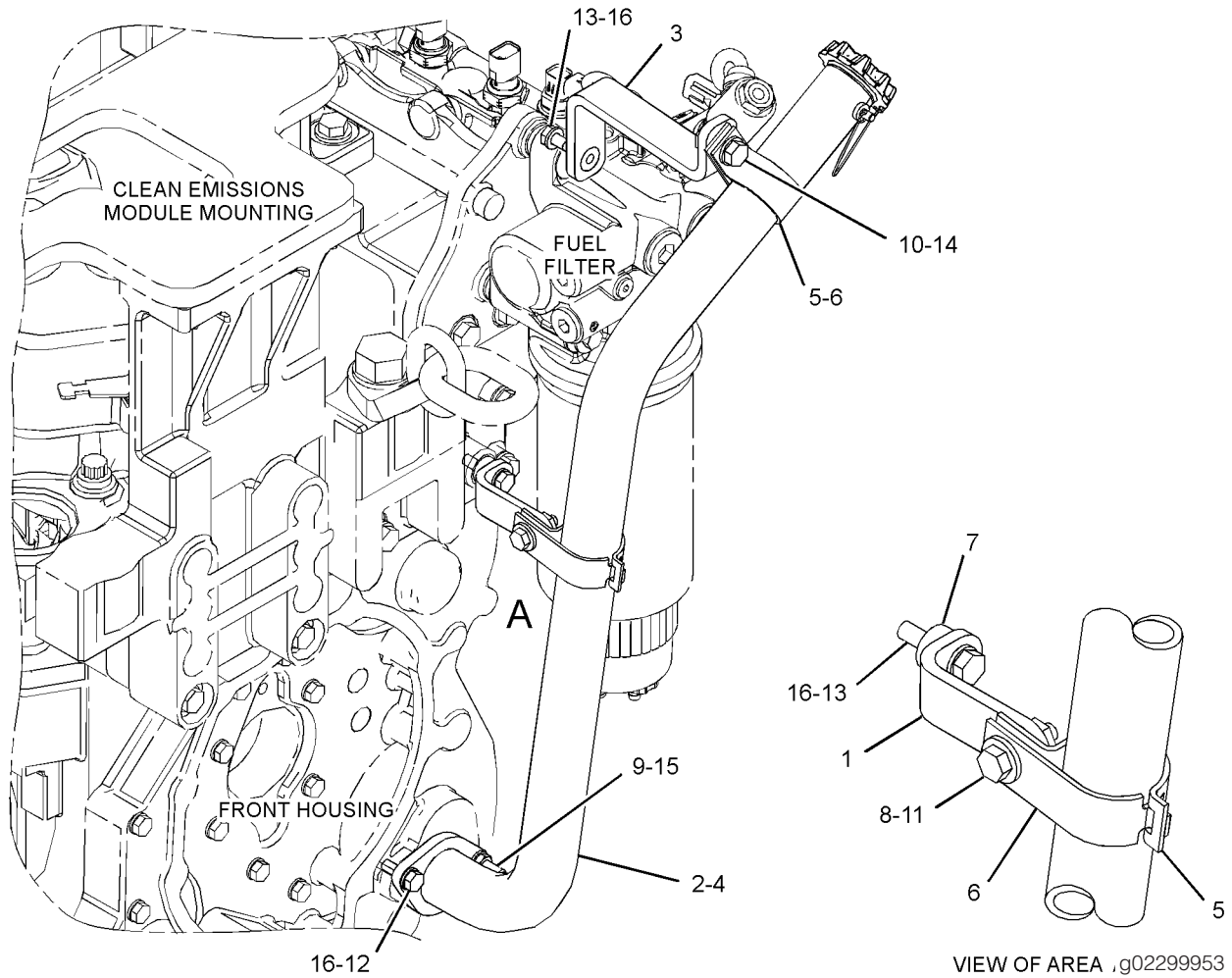
NOTE	REF NO	GRAPHIC REF	PART NUMBER	QTY	PART NAME						SEE PAGE
					1	2	3	4	5	6 (PRODUCT LEVEL)	
	1	1	357-5395	1	BRACKET AS						
		1	8T-3612	1	NUT-WELD (M8X1.25-THD)						
Y	2	1	357-5397	1	FILLER GP-ENGINE OIL						57
	3	1	358-5531	1	BRACKET AS						
		1	8T-3490	1	NUT-WELD (M10X1.5-THD)						
	4	1	061-9455	1	SEAL-O-RING						
	5	1	143-4535	2	CLIP (SLOT)						
	6	1	143-4536	2	CLIP (TAB)						
	7	1	161-3357	1	SPACER (12X20X10-MM THK)						
	8	1	3E-4352	1	WASHER-HARD (8.8X20.5X2.5-MM THK)						
	9	1	6I-4733	1	STUD						
	10	1	6V-1820	1	BOLT (M10X1.5X30-MM)						
	11	1	6V-2317	1	BOLT (M8X1.25X30-MM)						
	12	1	6V-3940	1	BOLT (M8X1.25X25-MM)						
	13	1	6V-5218	2	BOLT (M8X1.25X35-MM)						
	14	1	6V-5839	1	WASHER (11X21X2.5-MM THK)						
	15	1	8T-4224	1	WASHER-HARD (8.8X16X2-MM THK)						
	16	1	9M-1974	3	WASHER-HARD (8.8X16X2-MM THK)						

M-METRIC PART  
Y-SEPARATE ILLUSTRATION

# LUBRICATION SYSTEM

357-6010 FILLER GP-ENGINE OIL (contd.)

i04150653



GRAPHIC #1

<END>

# LUBRICATION SYSTEM

## 344-5150 FILTER GP-ENGINE OIL

S/N: MME1-UP

PART OF 364-1558 ENGINE AR-COMPLETE

SMCS - 1306

SMCS - 1308

I04400152

NOTE	REF NO	GRAPHIC REF	PART NUMBER	QTY	PART NAME						SEE PAGE
					1	2	3	4	5	6 (PRODUCT LEVEL)	
	1	1	1R-1808	1	FILTER-ENGINE OIL (ADVANCED EFFICIENCY)						
	2	1	7C-1493	2	VALVE AS-BYPASS (ENGINE OIL FILTER)						
	3	1	8C-3445	1	CAP-DUST						
	4	1	8K-4739	1	ADAPTER						
	5	1	209-7290	1	GASKET						
	6	1	242-3864	2	SPRING						
	7	1	344-5148	1	BASE AS-OIL FILTER						
		1	2P-4304	1	STUD-HOLLOW						
		1	347-4428	4	PLUG AS (EACH INCLUDES)						
		1	230-5040	1	PLUG						
		1	238-5085	1	SEAL-O-RING						
8	1	1	162-3148	1	STUD (M8X1.25X40-MM)						
9	1	1	164-5590	1	VALVE AS-FLUID SAMPLING (ENGINE OIL)						
		1	3J-7354	1	SEAL-O-RING						
		1	8C-3446	1	VALVE-FLUID SAMPLING (ENGINE OIL)						
10	1	1	238-5080	1	SEAL-O-RING						
11	1	1	238-5081	3	SEAL-O-RING						
12	1	1	307-2673	1	PLUG AS						
		1	9S-8005	1	PLUG-O-RING						
		1	238-5080	1	SEAL-O-RING						
13	1	1	5P-8196	2	PLUG						
14	1	1	6V-2317	2	BOLT (M8X1.25X30-MM)						
15	1	1	6V-5219	7	BOLT (M8X1.25X40-MM)						
16	1	1	6V-5220	2	BOLT (M8X1.25X65-MM)						
17	1	1	9M-1974	12	WASHER-HARD (8.8X16X2-MM THK)						
18	1	1	9S-4185	1	PLUG-O-RING						

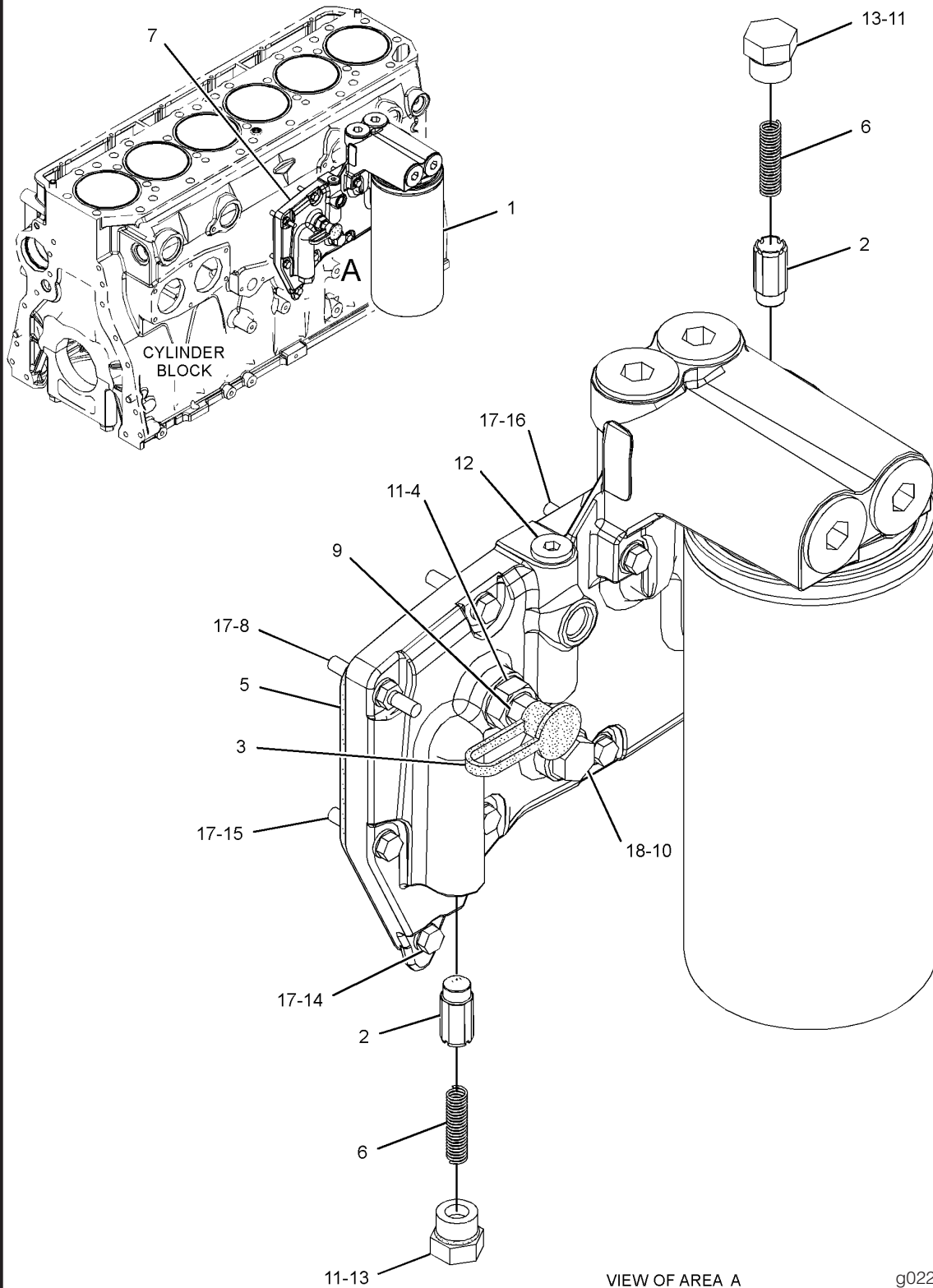
M-METRIC PART



# LUBRICATION SYSTEM

344-5150 FILTER GP-ENGINE OIL (contd.)

i04400152



GRAPHIC #1

VIEW OF AREA A

g02296315

<END>

# LUBRICATION SYSTEM

## 342-5979 FILTER GP-FUMES DISPOSAL

S/N: MME1-UP

PROVIDES OPEN CRANKCASE FILTER SYSTEM TO CLEAN ENGINE BLOW BY GAS AND RETURN OIL BACK TO THE CRANKCASE

FOR USE WITH TALL VALVE COVER BREATHER AND MIXER UP  
CANNOT BE USED WITH SMALL VALVE COVER BREATHER AND MIXER DOWN

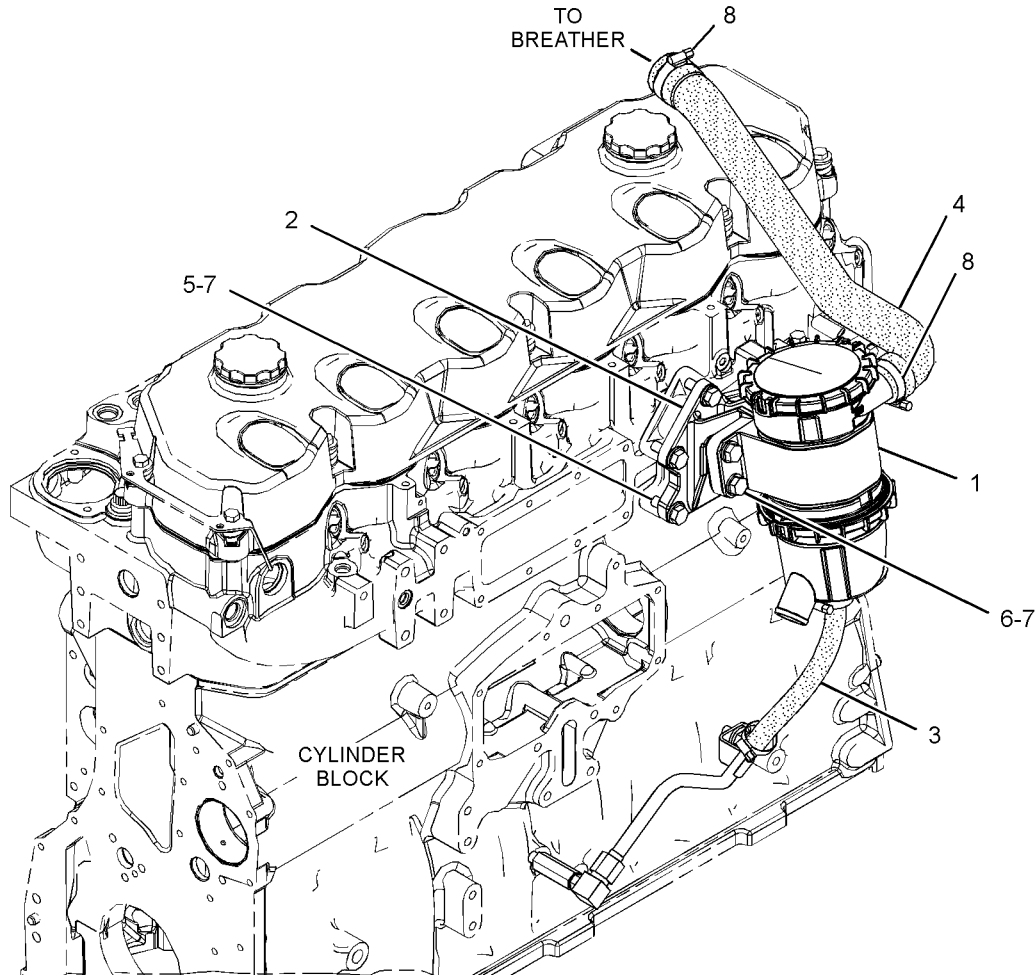
PART OF 364-1558 ENGINE AR-COMplete  
SMCS - 1074

104469028

NOTE	REF NO	GRAPHIC REF	PART NUMBER	QTY	PART NAME						SEE PAGE
					1	2	3	4	5	6 (PRODUCT LEVEL)	
	1	1	344-5108	1	FILTER AS-FUMES DISPOSAL (CRANKCASE VENTILATION)						
		1	353-0288	1	BRACKET AS-MOUNTING						
		1	335-4016	1	FILTER AS-FUMES DISPOSAL (CRANKCASE VENTILATION)						
		1	326-4689	1	FILTER ELEMENT-FUMES DISPOSAL						
	2	1	344-7651	1	BRACKET						
Y	3	1	348-5637	1	LINES GP-ENGINE OIL						67
	4	1	354-5323	1	HOSE						
	5	1	6V-1820	4	BOLT (M10X1.5X30-MM)						
	6	1	6V-4248	4	BOLT (M10X1.5X25-MM)						
	7	1	6V-5839	8	WASHER (11X21X2.5-MM THK)						
	8	1	8T-1117	2	CLAMP-HOSE						

M-METRIC PART

Y-SEPARATE ILLUSTRATION



g02206915

GRAPHIC #1

<END>

# LUBRICATION SYSTEM

## 347-3684 GAUGE GP-OIL LEVEL (DIPSTICK) - ENGINE

S/N: MME1-4093

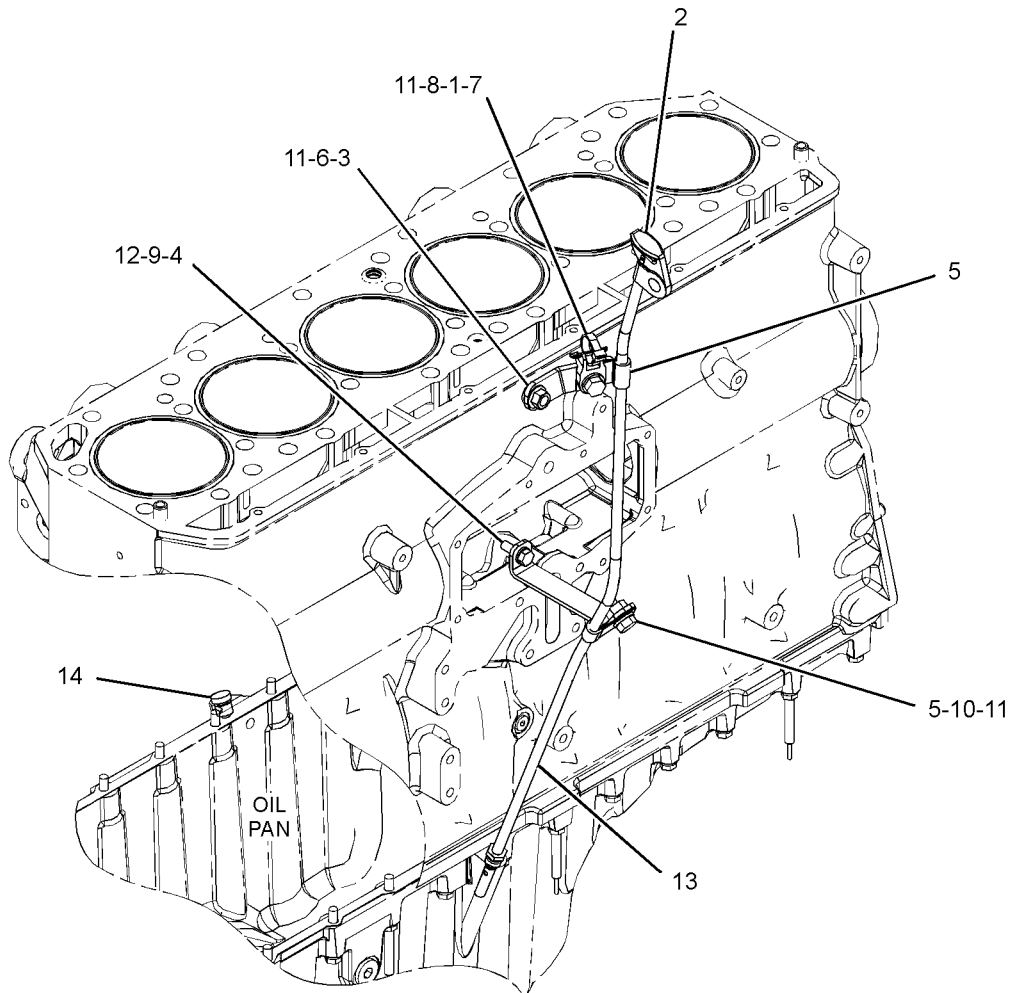
PART OF 364-1558 ENGINE AR-COMplete

SMCS - 1326

104398112

NOTE	REF NO	GRAPHIC REF	PART NUMBER	QTY	PART NAME						SEE PAGE
					1	2	3	4	5	6 (PRODUCT LEVEL)	
	1	1	7K-1181	1	STRAP-CABLE						
	2	1	357-0897	1	GAUGE AS-OIL LEVEL (DIPSTICK) (ENGINE)						
	3	1	349-2496	1	BRACKET AS						
	4	1	349-9163	1	BRACKET AS						
	5	1	124-9633	2	CLIP						
	6	1	175-7141	1	NUT-HEX FLANGE (M10X1.5-THD)						
	7	1	204-8000	1	MOUNTING-CABLE TIE						
	8	1	6V-1820	1	BOLT (M10X1.5X30-MM)						
	9	1	6V-3940	1	BOLT (M8X1.25X25-MM)						
	10	1	6V-4248	1	BOLT (M10X1.5X25-MM)						
	11	1	6V-5839	3	WASHER (11X21X2.5-MM THK)						
	12	1	9M-1974	1	WASHER-HARD (8.8X16X2-MM THK)						
	13	1	348-4867	1	TUBE AS						
	14	1	1S-2563	1	PLUG						

M-METRIC PART



g02583556

GRAPHIC #1

<END>

# LUBRICATION SYSTEM

## 347-3684 GAUGE GP-OIL LEVEL (DIPSTICK) - ENGINE

S/N: MME4094-UP

PART OF 364-1558 ENGINE AR-COMplete

SMCS - 1326

I04469036

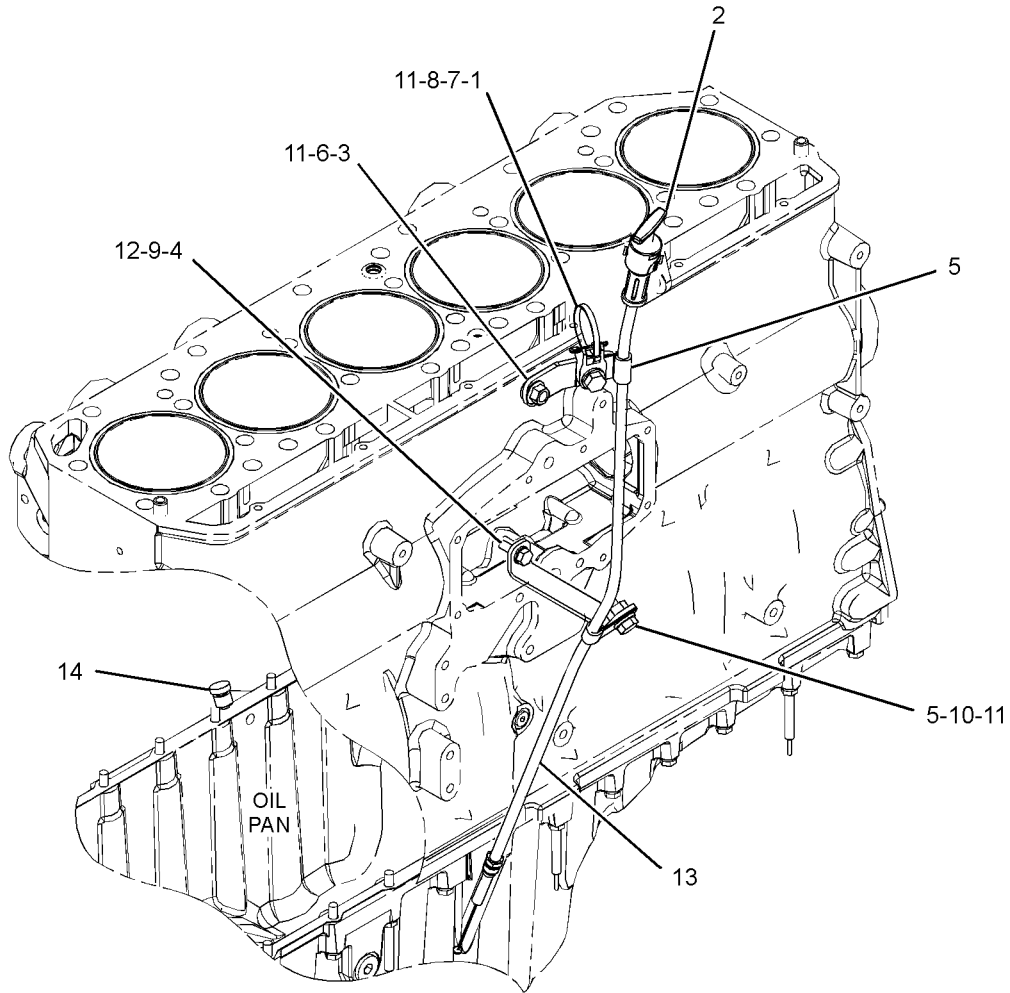
NOTE	REF NO	GRAPHIC REF	PART NUMBER	QTY	PART NAME						SEE PAGE
					1	2	3	4	5	6 (PRODUCT LEVEL)	
C	1	1	3S-2093	1	STRAP-CABLE						
C	2	1	374-7342	1	GAUGE GP-OIL LEVEL (DIPSTICK) (ENGINE)						
		1	374-0501	1	TUBE AS-OIL GAUGE						
		1	374-0502	1	GAUGE AS-OIL LEVEL (DIPSTICK)						
	3	1	349-2496	1	BRACKET AS						
	4	1	349-9163	1	BRACKET AS						
	5	1	124-9633	2	CLIP						
	6	1	175-7141	1	NUT-HEX FLANGE (M10X1.5-THD)						
	7	1	204-8000	1	MOUNTING-CABLE TIE						
	8	1	6V-1820	1	BOLT (M10X1.5X30-MM)						
	9	1	6V-3940	1	BOLT (M8X1.25X25-MM)						
	10	1	6V-4248	1	BOLT (M10X1.5X25-MM)						
	11	1	6V-5839	3	WASHER (11X21X2.5-MM THK)						
	12	1	9M-1974	1	WASHER-HARD (8.8X16X2-MM THK)						
	13	1	348-4867	1	TUBE AS						
	14	1	1S-2563	1	PLUG						

C-CHANGE FROM PREVIOUS TYPE  
M-METRIC PART

# LUBRICATION SYSTEM

347-3684 GAUGE GP-OIL LEVEL (DIPSTICK) - ENGINE (contd.)

i04469036



g02715997

GRAPHIC #1

<END>

# LUBRICATION SYSTEM

## 287-7841 LINES GP-ENGINE OIL

S/N: MME1-UP

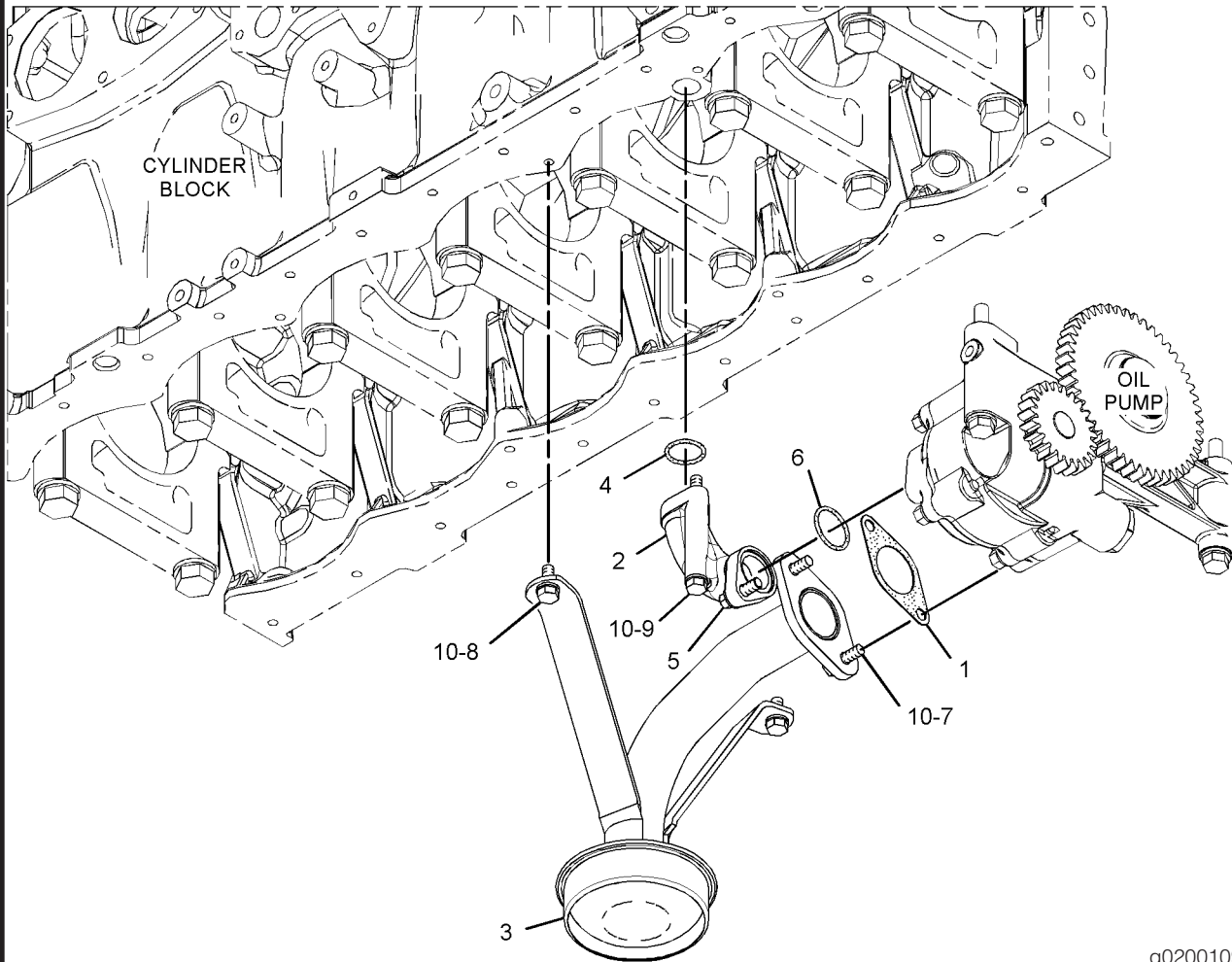
PART OF 364-1558 ENGINE AR-COMplete

SMCS - 1307

103671859

NOTE	REF NO	GRAPHIC REF	PART NUMBER	QTY	PART NAME						SEE PAGE
					1	2	3	4	5	6 (PRODUCT LEVEL)	
	1	1	195-0452	1	GASKET						
	2	1	281-2210	1	ELBOW-OUTLET						
	3	1	287-7840	1	TUBE AS						
	4	1	033-6034	1	SEAL-O-RING						
	5	1	208-9282	1	BOLT (M8X1.25X25-MM)						
	6	1	5P-7530	1	SEAL-O-RING						
	7	1	6V-3940	2	BOLT (M8X1.25X25-MM)						
	8	1	6V-5217	2	BOLT (M8X1.25X20-MM)						
	9	1	8T-0292	1	BOLT (M8X1.25X90-MM)						
	10	1	9M-1974	5	WASHER-HARD (8.8X16X2-MM THK)						

M-METRIC PART



GRAPHIC #1

g02001098

<END>

# LUBRICATION SYSTEM

## 348-5637 LINES GP-ENGINE OIL

S/N: MME1-UP

OPEN CRANKCASE VENTILATION

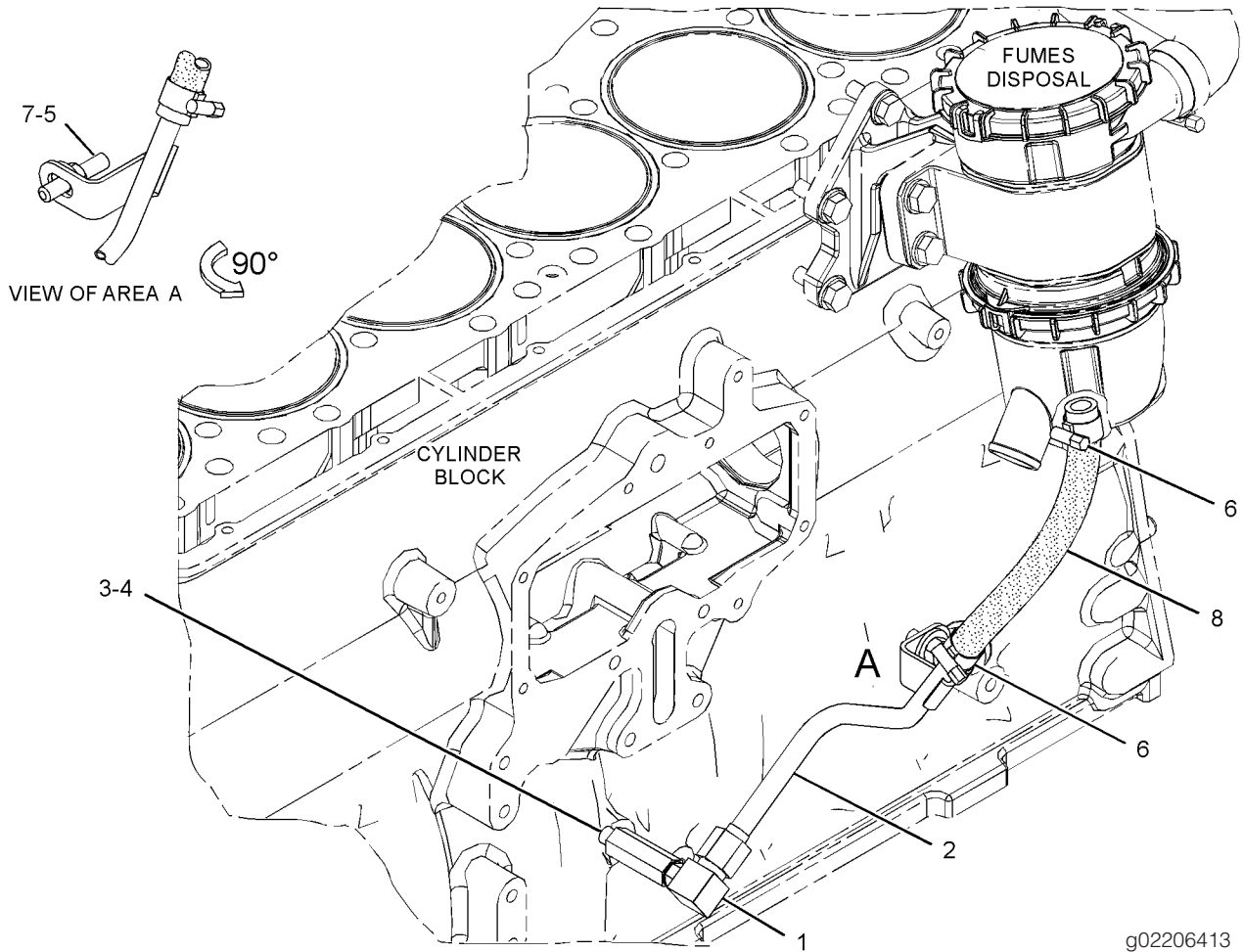
PART OF 342-5979 FILTER GP-FUMES DISPOSAL

SMCS - 1307

104024240

NOTE	REF NO	GRAPHIC REF	PART NUMBER	QTY	PART NAME						SEE PAGE
					1	2	3	4	5	6 (PRODUCT LEVEL)	
	1	1	348-9705	1	VALVE AS-CHECK						
		1	214-7566	1	SEAL-O-RING						
	2	1	358-7834	1	TUBE AS						
	3	1	164-7900	1	ADAPTER						
	4	1	214-7566	1	SEAL-O-RING						
	5	1	3E-4353	1	WASHER-HARD (11X25X3-MM THK)						
	6	1	109-1145	2	CLAMP-HOSE						
	7	1	101-3129	1	STUD (M10X1.5-THD)						
E	8	1	5P-1505		HOSE (22.4-CM)						

E-ORDER BY THE CENTIMETER  
M-METRIC PART



GRAPHIC #1

<END>

g02206413

# LUBRICATION SYSTEM

## 357-6365 LINES GP-ENGINE OIL

S/N: MME1-UP

PART OF 364-1558 ENGINE AR-COMPLETE

SMCS - 1307

I04150657

NOTE	REF NO	GRAPHIC REF	PART NUMBER	QTY	PART NAME						SEE PAGE
					1	2	3	4	5	6 (PRODUCT LEVEL)	
	1	1	341-0102	1	ELBOW AS						
		1	214-7568	1	SEAL-O-RING						
		1	228-7089	1	SEAL-O-RING						
		1	341-0101	1	ELBOW						
	2	1	358-6572	1	HOSE AS						
	3	1	364-9325	1	HOSE AS						
	4	1	358-6574	1	BRACKET AS						
		1	159-9540	2	NUT-WELD (M8X1.25-THD)						
	5	1	183-3399	2	CONNECTOR AS (EACH INCLUDES)						
		1	6V-8636	1	CONNECTOR						
		1	214-7568	1	SEAL-O-RING						
		1	228-7089	1	SEAL-O-RING						
	6	1	214-7568	1	SEAL-O-RING						
	7	1	228-7089	1	SEAL-O-RING						
	8	1	2Y-5829	1	NUT (M10X1.5-THD)						
	9	1	5M-5687	2	CLIP						
	10	1	6V-2317	1	BOLT (M8X1.25X30-MM)						
	11	1	6V-5839	1	WASHER (11X21X2.5-MM THK)						
	12	1	9M-1974	1	WASHER-HARD (8.8X16X2-MM THK)						
	13	1	9X-2297	1	CONNECTOR						
	14	1	293-3286	1	SPACER (11.1X21.5X6.3-MM THK)						

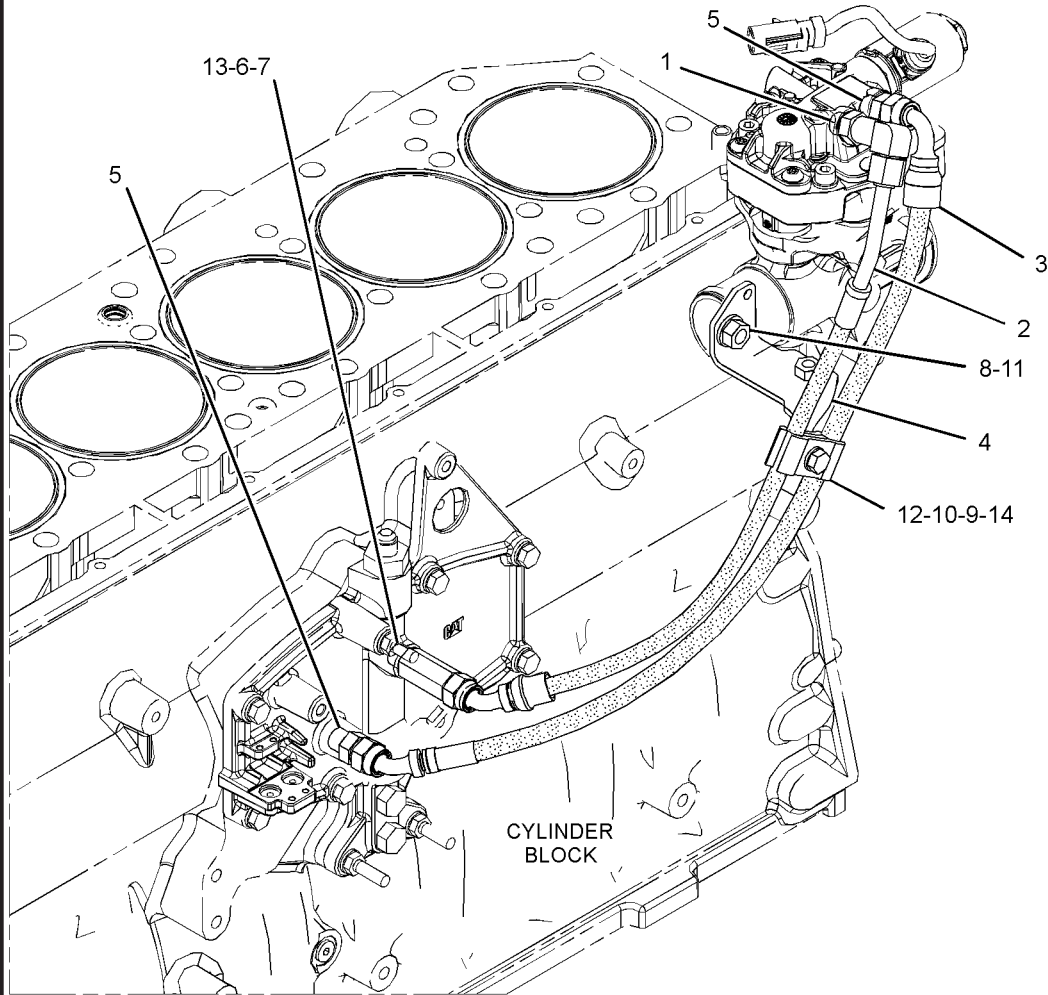
M-METRIC PART



# LUBRICATION SYSTEM

357-6365 LINES GP-ENGINE OIL (contd.)

i04150657



g02309335

GRAPHIC #1

<END>

# LUBRICATION SYSTEM

## 344-9398 LINES GP-TURBOCHARGER OIL

S/N: MME1-UP

PROVIDES OIL SUPPLY AND DRAIN LINES TO LUBE TURBO BEARINGS  
FOR USE WITH FORWARD EXHAUST TURBO CONFIGURATION ONLY  
PART OF 364-1558 ENGINE AR-COMPLETE

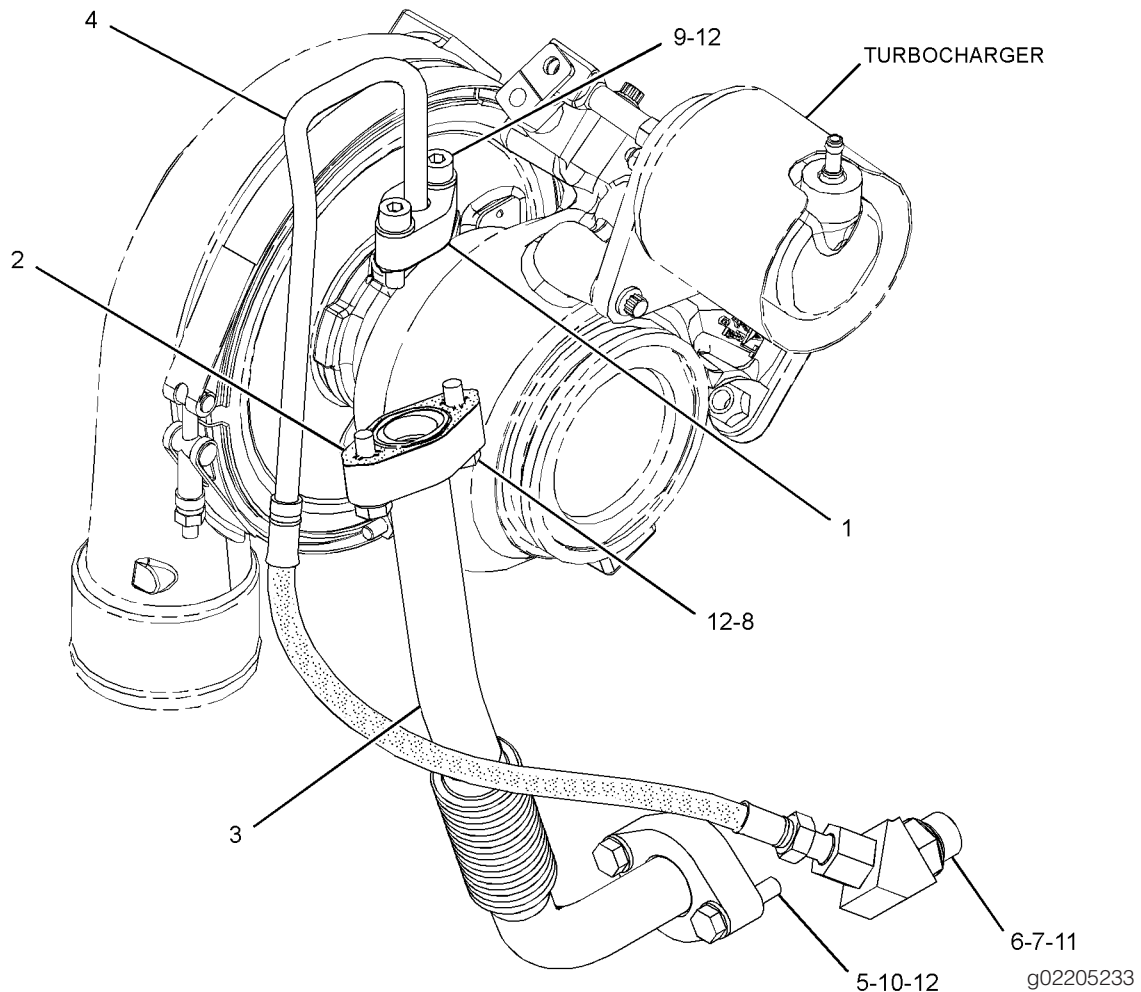
SMCS - 1052

SMCS - 1307

103989895

NOTE	REF NO	GRAPHIC REF	PART NUMBER	QTY	PART NAME						SEE PAGE
					1	2	3	4	5	6 (PRODUCT LEVEL)	
	1	1	197-8418	1	GASKET						
	2	1	197-8419	1	GASKET						
	3	1	348-9242	1	TUBE AS						
	4	1	356-3394	1	HOSE AS						
	5	1	210-9246	1	SEAL-O-RING						
	6	1	228-7089	1	SEAL-O-RING						
	7	1	238-5080	1	SEAL-O-RING						
	8	1	6V-2317	2	BOLT (M8X1.25X30-MM)						
	9	1	6V-5192	2	BOLT-SOCKET HEAD (M8X1.25X30-MM)						
	10	1	6V-5218	2	BOLT (M8X1.25X35-MM)						
	11	1	6V-9876	1	ELBOW						
	12	1	9M-1974	6	WASHER-HARD (8.8X16X2-MM THK)						

M-METRIC PART



GRAPHIC #1

<END>

# LUBRICATION SYSTEM

## 259-2976 PUMP GP-ENGINE OIL

S/N: MME1-UP

PART OF 347-0103 ENGINE AR-CORE

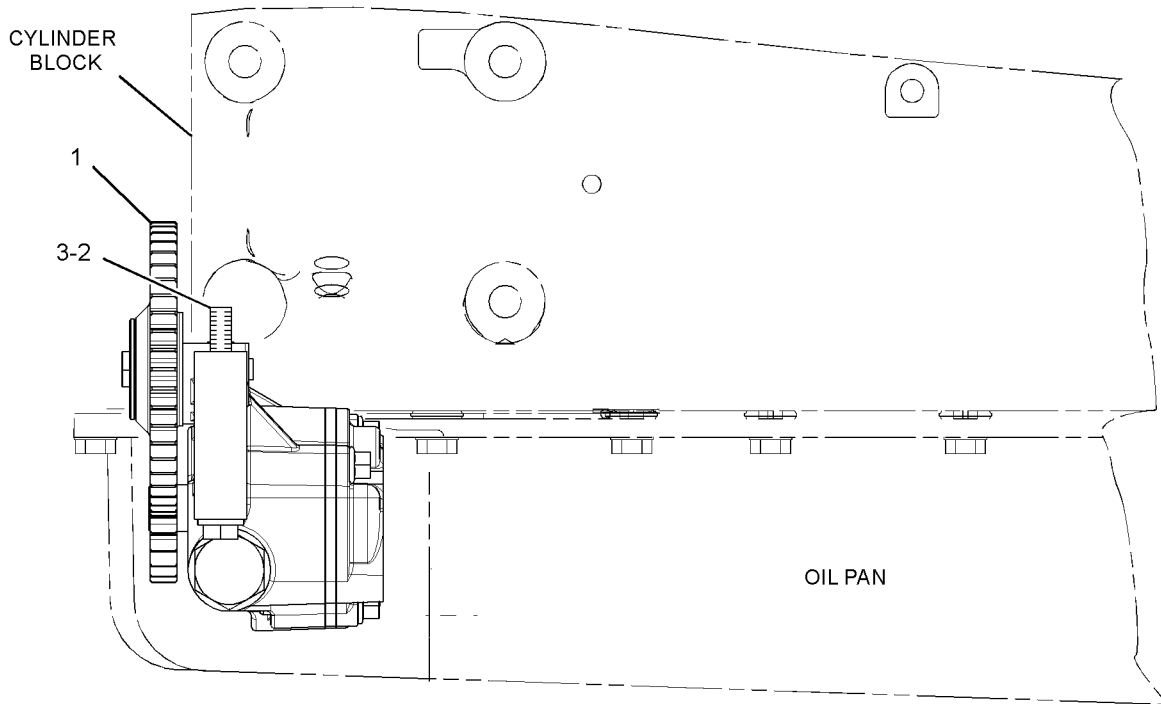
SMCS - 1304

SMCS - 1315

103162826

NOTE	REF NO	GRAPHIC REF	PART NUMBER	QTY	PART NAME						SEE PAGE
					1	2	3	4	5	6 (PRODUCT LEVEL)	
CY	1	1	293-9798	1	PUMP GP-ENGINE OIL						72
	2	1	6V-1819	2	BOLT (M10X1.5X100-MM)						
	3	1	6V-5839	2	WASHER (11X21X2.5-MM THK)						

C-CHANGE FROM PREVIOUS TYPE  
M-METRIC PART  
Y-SEPARATE ILLUSTRATION



LEFT SIDE VIEW OF ENGINE

g01377400

GRAPHIC #1

<END>

# LUBRICATION SYSTEM

## 293-9798 PUMP GP-ENGINE OIL

S/N: MME1-UP

PART OF 259-2976 PUMP GP-ENGINE OIL

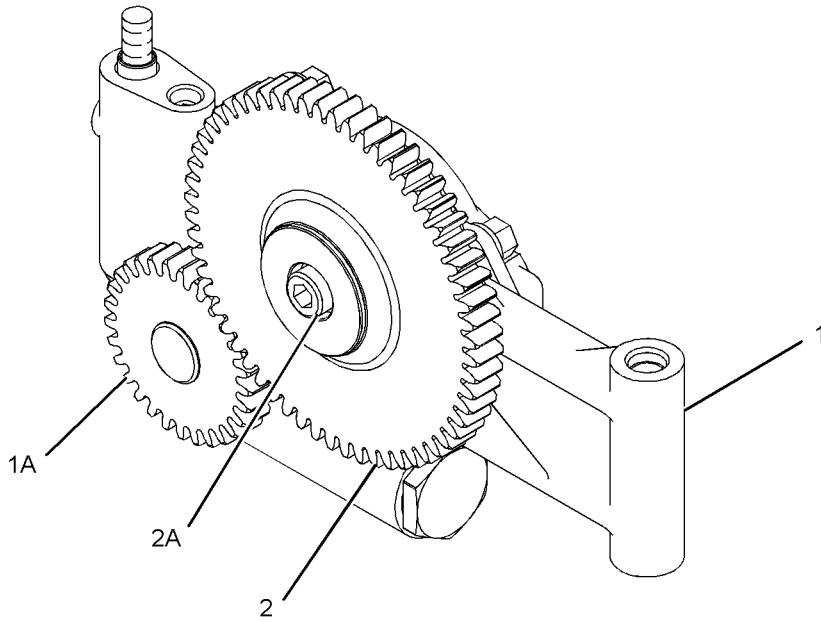
SMCS - 1304

SMCS - 1315

I03733261

NOTE	REF NO	GRAPHIC REF	PART NUMBER	QTY	PART NAME						SEE PAGE
					1	2	3	4	5	6 (PRODUCT LEVEL)	
	1	1	293-9797	1	PUMP AS-ENGINE OIL						
	1A	1	293-4170	1	GEAR-OIL PUMP DRIVE (23-TEETH)						
	2	1	294-0107	1	GEAR AS-IDLER (48-TEETH)						
	2A	1	8T-1160	1	BOLT-SOCKET HEAD (M10X1.5X50-MM)						

M-METRIC PART



g01378779

GRAPHIC #1

# COOLING SYSTEM

## 365-5171 COOLER GP-ENGINE OIL

S/N: MME1-UP

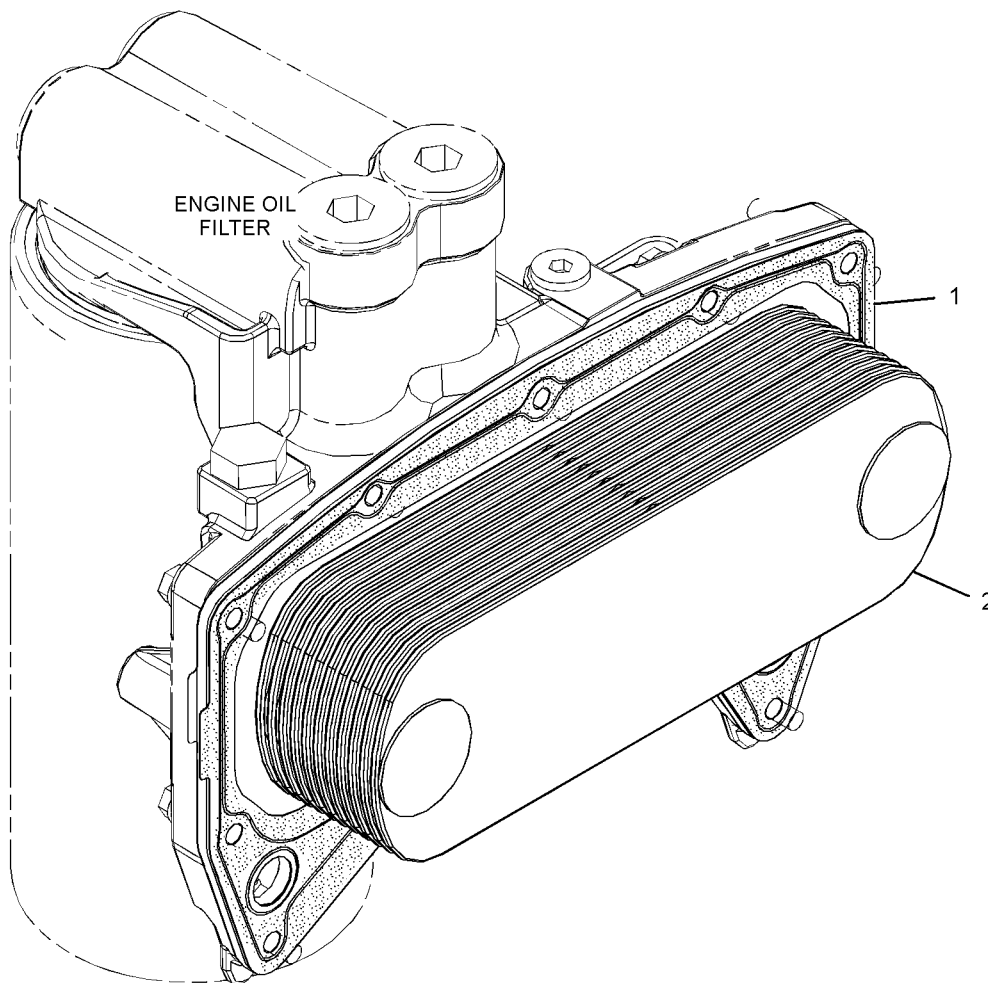
11 PLATE, NICKEL PLATING ON INNER SURFACES OF THE COOLER CORE ASSEMBLY.

PART OF 364-1558 ENGINE AR-COMplete

SMCS - 1378

104268590

NOTE	REF NO	GRAPHIC REF	PART NUMBER	QTY	PART NAME						SEE PAGE
					1	2	3	4	5	6 (PRODUCT LEVEL)	
	1	1	209-7293	1	GASKET						
	2	1	365-6124	1	CORE AS-OIL COOLER (ENGINE)						



g02299656

GRAPHIC #1

<END>

# COOLING SYSTEM

## 352-7464 COVER GP-REGULATOR HOUSING

S/N: MME1-UP

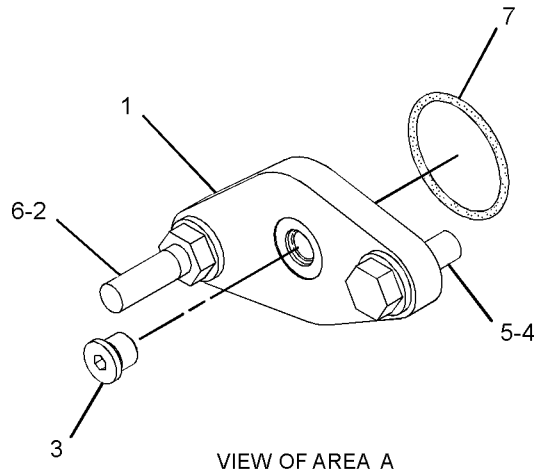
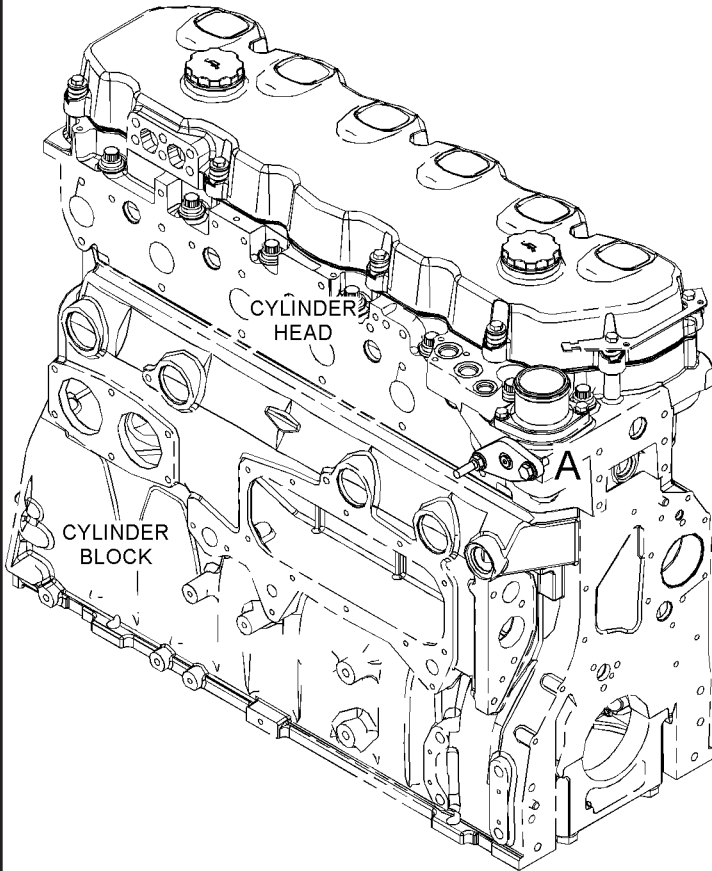
PART OF 364-1558 ENGINE AR-COMplete

SMCS - 1393

I03963514

NOTE	REF NO	GRAPHIC REF	PART NUMBER	QTY	PART NAME						SEE PAGE
					1	2	3	4	5	6 (PRODUCT LEVEL)	
	1	1	352-7463	1	COVER						
	2	1	227-6715	1	STUD (M10X1.5X30-MM)						
	3	1	307-2671	1	PLUG AS						
			9S-8002	1	PLUG-O-RING						
			214-7566	1	SEAL-O-RING						
	4	1	6V-1820	1	BOLT (M10X1.5X30-MM)						
	5	1	6V-5839	1	WASHER (11X21X2.5-MM THK)						
	6	1	8T-4121	1	WASHER-HARD (11X21X2.5-MM THK)						
	7	1	8T-5917	1	SEAL-O-RING						

M-METRIC PART



GRAPHIC #1

g02306457

<END>

# COOLING SYSTEM

## 348-8328 ELBOW GP-WATER

S/N: MME1-UP

PROVIDES ELBOW GP TO RETURN COOLANT FROM THE RADIATOR TO THE INLET TO THE WATER PUMP ON THE ENGINE

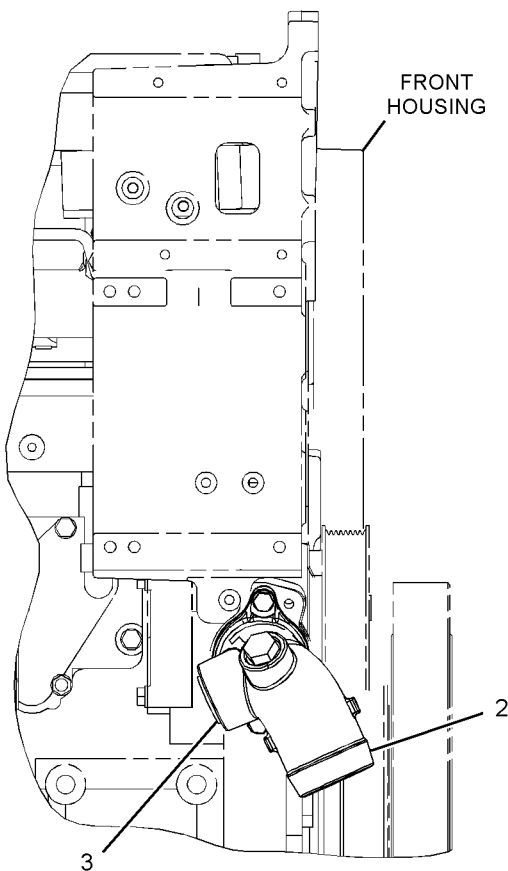
PART OF 364-1558 ENGINE AR-COMplete

SMCS - 1380

104081813

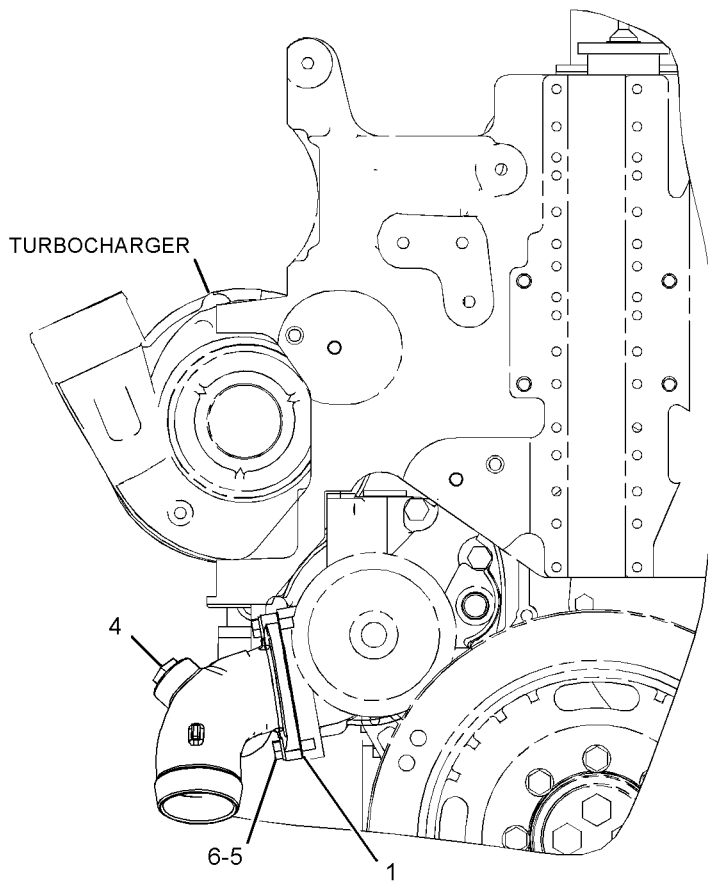
NOTE	REF NO	GRAPHIC REF	PART NUMBER	QTY	PART NAME						SEE PAGE
					1	2	3	4	5	6 (PRODUCT LEVEL)	
	1	1	200-2258	1	GASKET						
	2	1	348-8327	1	ELBOW						
	3	1	148-8406	1	PLUG AS						
		1	7M-8485	1	SEAL-O-RING						
		1	9S-9334	1	PLUG-O-RING						
	4	1	148-8411	1	PLUG AS						
		1	3K-0360	1	SEAL-O-RING						
		1	9S-4185	1	PLUG-O-RING						
	5	1	6V-3940	2	BOLT (M8X1.25X25-MM)						
	6	1	9M-1974	2	WASHER-HARD (8.8X16X2-MM THK)						

M-METRIC PART



RIGHT SIDE VIEW OF ENGINE

GRAPHIC #1



FRONT VIEW OF ENGINE<sub>g02299874</sub>

<END>

# COOLING SYSTEM

## 321-7950 FAN GP-SUCTION

S/N: PLR1-UP

PART OF 324-3060 INSTALLATION AR

SMCS - 1356

I04016371

NOTE	REF NO	GRAPHIC REF	PART NUMBER	QTY	PART NAME						SEE PAGE
					1	2	3	4	5	6 (PRODUCT LEVEL)	
	1	2	9S-1354	1	NUT (5/8-18-THD)						
	2	1	246-0616	1	SPIDER AS-FAN (8-BLADE)						
	3	1	321-7956	1	SUPPORT AS						
	4	2	321-7981	1	ADAPTER						
	5	1	321-7982	4	SPACER						
	6	1	321-8031	1	BAFFLE AS						
		1	6B-4594	12	RIVET						
		1	206-5017	4	SPACER (11X20X5-MM THK)						
	7	1	321-8032	1	BAFFLE AS						
		1	6B-4594	12	RIVET						
		1	206-5017	4	SPACER (11X20X5-MM THK)						
	8	1	321-8056	1	BAFFLE AS						
	9	1	321-8057	1	BAFFLE AS-RADIATOR						
	10	1	321-8058	1	BAFFLE AS-RADIATOR						
	11	1	321-8059	1	BAFFLE AS-RADIATOR						
	12	1	321-8062	1	BAFFLE AS-RADIATOR						
	13	1	321-8063	1	BAFFLE AS-RADIATOR						
	14	1	321-8064	1	BAFFLE AS-RADIATOR						
	15	1	321-8065	1	BAFFLE AS-RADIATOR						
	16	1	321-8066	1	BAFFLE AS-RADIATOR						
	17	1	321-8067	1	BAFFLE AS-RADIATOR						
	18	1	5P-4116	26	WASHER-HARD (8.8X20.5X2-MM THK)						
	19	2	7X-0513	1	WASHER-HARD (17X30X5-MM THK)						
	20	1	7X-2556	4	BOLT (M16X2X100-MM)						
	21	1, 2	8T-4121	16	WASHER-HARD (11X21X2.5-MM THK)						
	22	1, 2	8T-4136	16	BOLT (M10X1.5X25-MM)						
	23	1	8T-4189	8	BOLT (M8X1.25X20-MM)						
	24	1	8T-4908	18	BOLT (M8X1.25X25-MM)						
	25	1	9X-8257	4	WASHER (17.5X30X3.5-MM THK)						

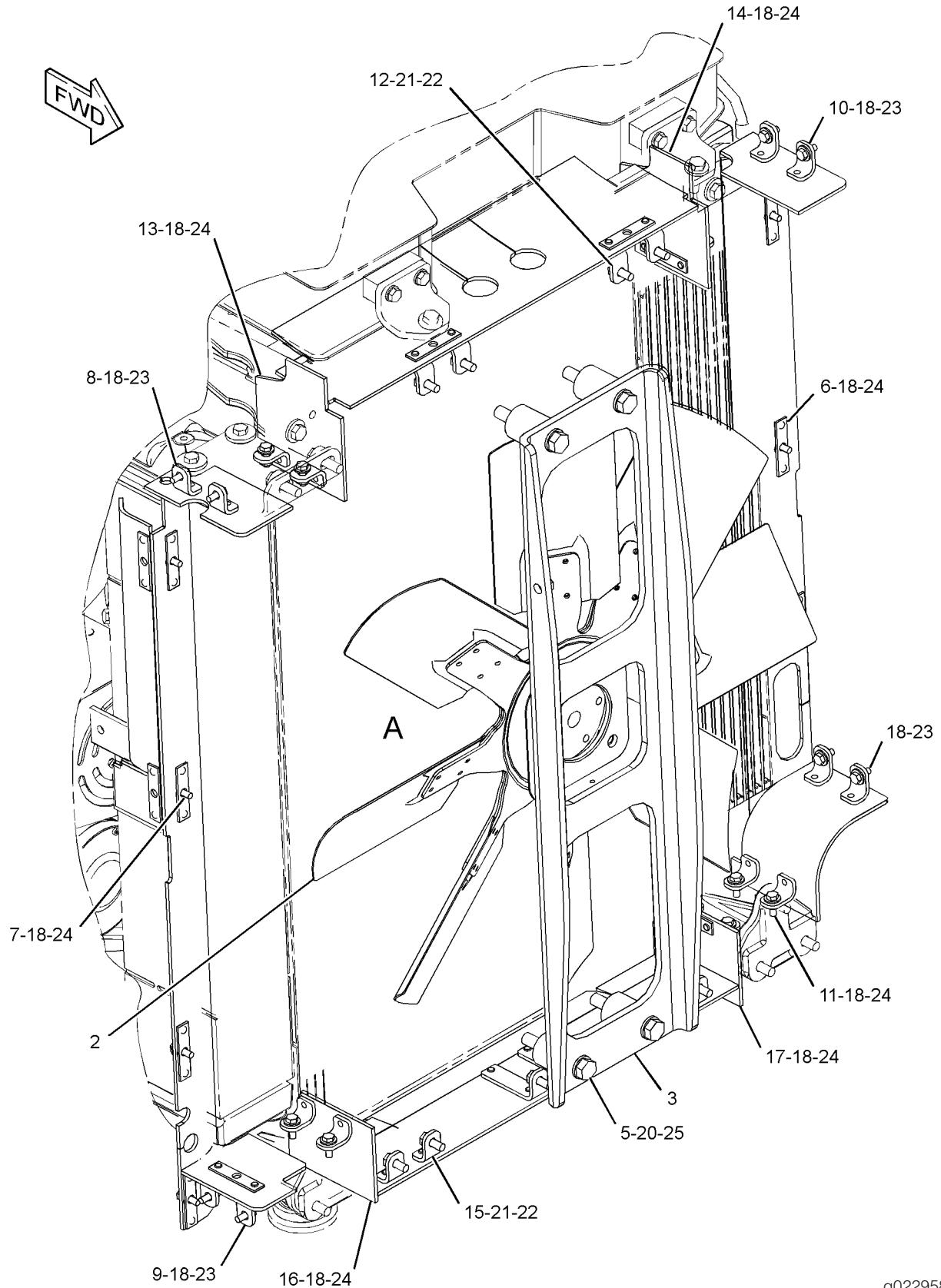
M-METRIC PART



# COOLING SYSTEM

321-7950 FAN GP-SUCTION (contd.)

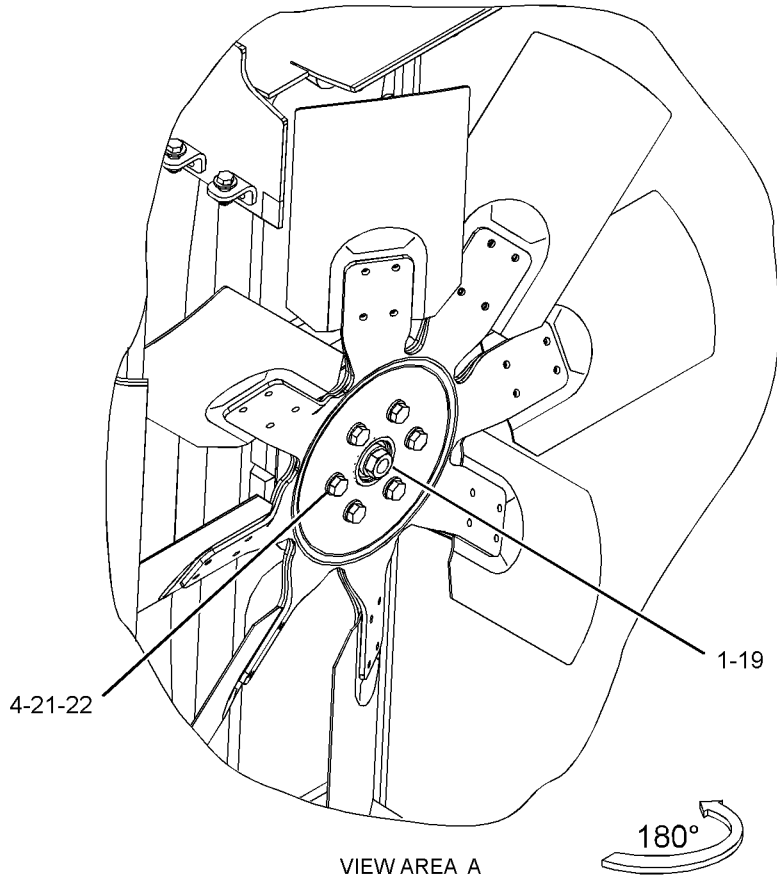
i04016371



GRAPHIC #1

g02295854

# COOLING SYSTEM



GRAPHIC #1

<END>

g02296233

# COOLING SYSTEM

## 348-1100 FASTENER GP-WATER PUMP

S/N: MME1-UP

PROVIDES FASTENER GP THAT SECURES THE WATER PUMP TO THE CYLINDER BLOCK. THIS GP ALSO CONTAINS A SPACER BETWEEN THE WATER PUMP AND BLOCK TO ALIGN THE WATER PUMP WITH THE CRANKSHAFT PULLEY  
THIS SPACER HAS 2 WATER SUPPLY PORTS AND 1 WATER RETURN PORT FOR CAB HEAT AND CRS.

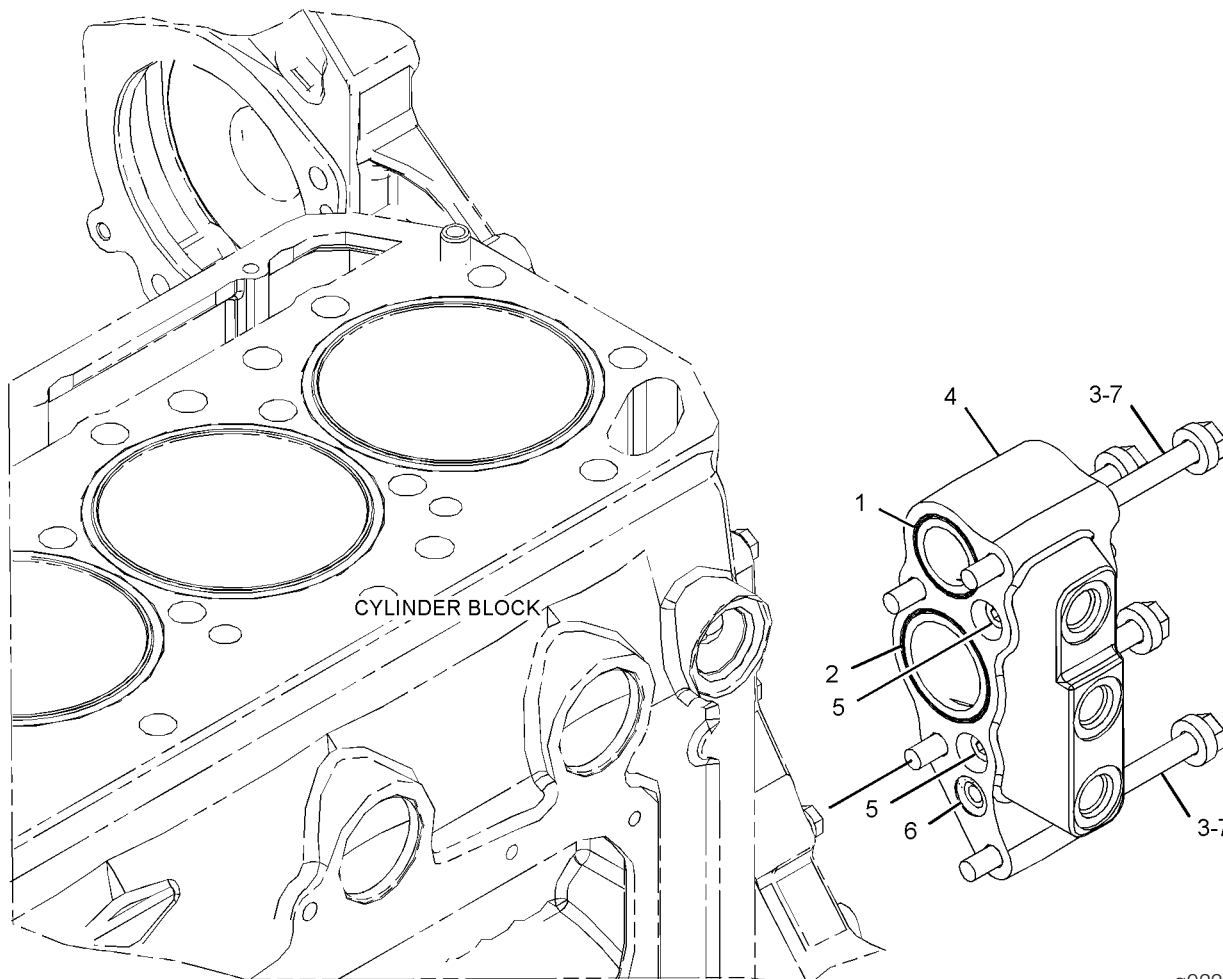
PART OF 364-1558 ENGINE AR-COMplete

SMCS - 1361

104081823

NOTE	REF NO	GRAPHIC REF	PART NUMBER	QTY	PART NAME						SEE PAGE
					1	2	3	4	5	6	
	1	1	269-5304	1	SEAL						
	2	1	269-5305	1	SEAL						
	3	1	293-3286	4	SPACER (11.1X21.5X6.3-MM THK)						
	4	1	348-1102	1	SPACER						
	5	1	298-6020	2	BOLT-SOCKET HEAD (M8X1.25X60-MM)						
	6	1	2M-4453	1	SEAL-O-RING						
	7	1	8C-2926	4	BOLT (M10X1.5X140-MM)						

M-METRIC PART



g02299898

GRAPHIC #1

<END>

# COOLING SYSTEM

## 321-7970 LINES GP-WATER

S/N: PLR1-UP

PART OF 324-3060 INSTALLATION AR

SMCS - 1380

I04016386

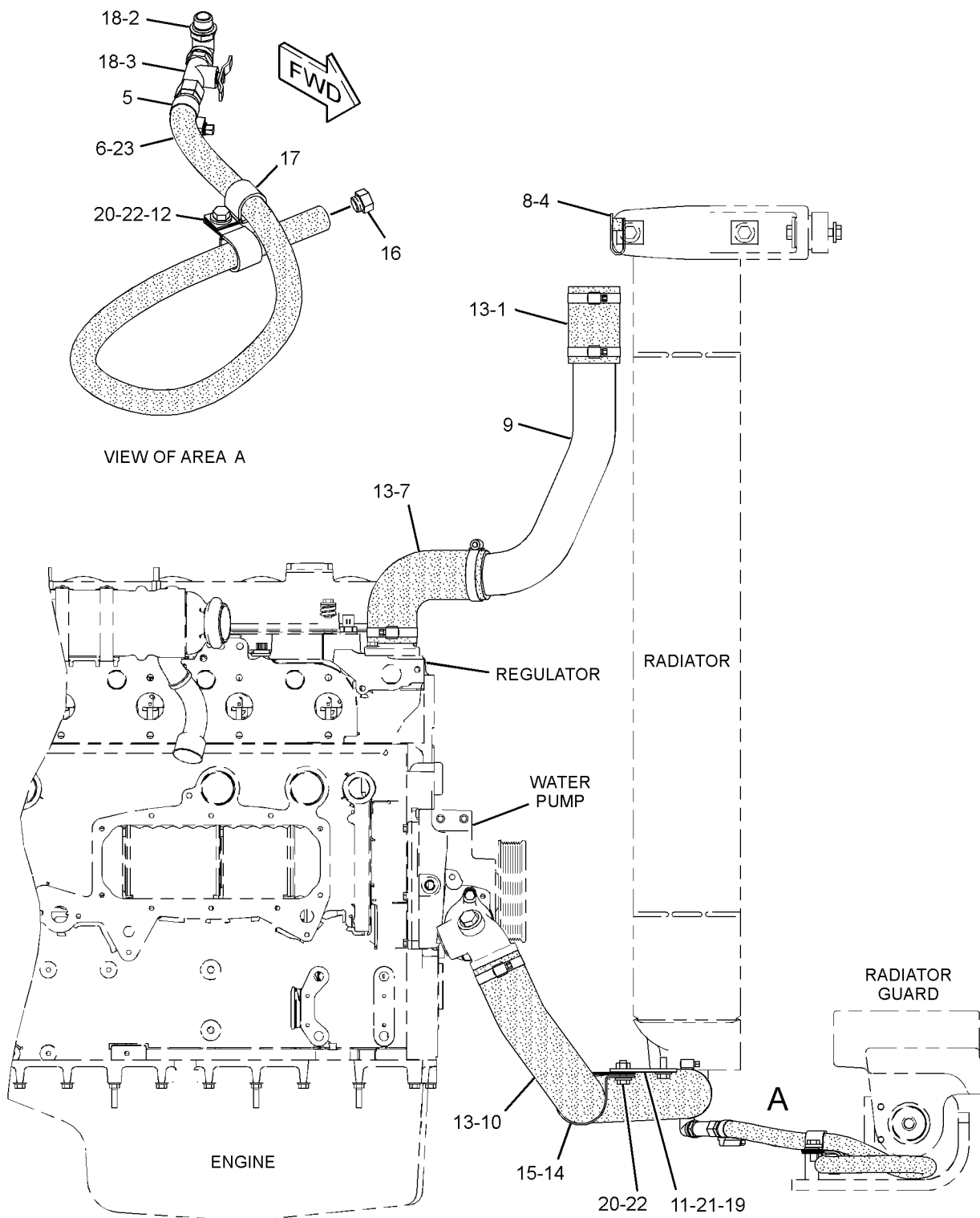
NOTE	REF NO	GRAPHIC REF	PART NUMBER	QTY	PART NAME						SEE PAGE
					1	2	3	4	5	6 (PRODUCT LEVEL)	
E	1	1	5P-1262	4S-6822	HOSE (11.5-CM)						
	2	1	8T-0119	1	ELBOW						
	3	1	156-2525	1	VALVE-SHUTOFF						
	4	1	157-0670	1	CAP-DUST						
	5	1	159-1503	1	CLAMP-HOSE						
	6	1	168-8806	1	CONNECTOR						
	7	1	209-3722	1	HOSE						
	8	1	217-9060	1	VALVE AS-FLUID SAMPLING (ENGINE COOLANT)						
		1	154-9023	1	VALVE-SAMPLING (SCREEN)						
		1	3J-7354	1	SEAL-O-RING						
	9	1	321-7971	1	TUBE AS						
	10	1	321-7974	1	HOSE						
	11	1	321-7977	1	PLATE AS						
	12	1	149-7738	1	CLIP						
	13	1	343-6821	6	CLAMP-BAND						
	14	1	3E-9867	1	CLIP (SLOT)						
	15	1	3E-9868	1	CLIP (TAB)						
	16	1	3J-5390	1	PLUG						
	17	1	4S-1962	1	CLIP						
	18	1	6V-6609	3	SEAL-O-RING						
	19	1	7X-7729	2	WASHER (11X25X3-MM THK)						
	20	1	8T-4121	2	WASHER-HARD (11X21X2.5-MM THK)						
	21	1	8T-4136	2	BOLT (M10X1.5X25-MM)						
	22	1	8T-4195	2	BOLT (M10X1.5X30-MM)						
E	23	1	5P-0767		HOSE (99-CM)						

E-ORDER BY THE CENTIMETER  
M-METRIC PART

# COOLING SYSTEM

321-7970 LINES GP-WATER (contd.)

i04016386



VIEW OF AREA A

RIGHT SIDE VIEW

g02268695

GRAPHIC #1

<END>

# COOLING SYSTEM

## 345-7276 LINES GP-WATER

S/N: MME1-UP

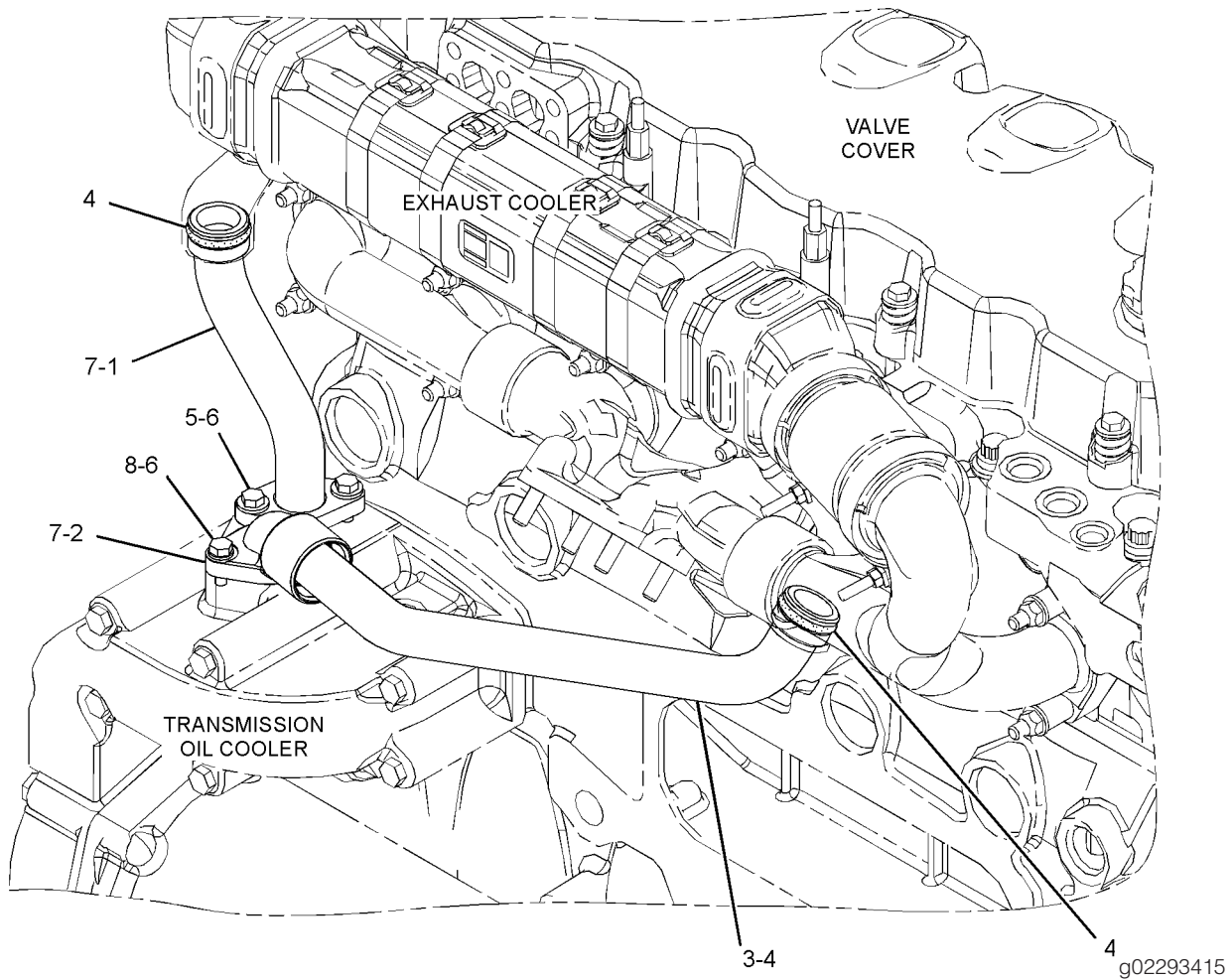
PART OF 364-1558 ENGINE AR-COMplete

SMCS - 1380

I03976350

NOTE	REF NO	GRAPHIC REF	PART NUMBER	QTY	PART NAME						SEE PAGE
					1	2	3	4	5	6 (PRODUCT LEVEL)	
	1	1	345-7491	1	TUBE AS						
	2	1	353-2898	1	ELBOW						
	3	1	353-3351	1	TUBE AS						
	4	1	305-4484	3	SEAL-O-RING						
	5	1	3E-4352	2	WASHER-HARD (8.8X20.5X2.5-MM THK)						
	6	1	6V-3940	4	BOLT (M8X1.25X25-MM)						
	7	1	8T-5917	2	SEAL-O-RING						
	8	1	9M-1974	2	WASHER-HARD (8.8X16X2-MM THK)						

M-METRIC PART



GRAPHIC #1

<END>

# COOLING SYSTEM

## 338-1148 PUMP GP-WATER

S/N: MME1-UP

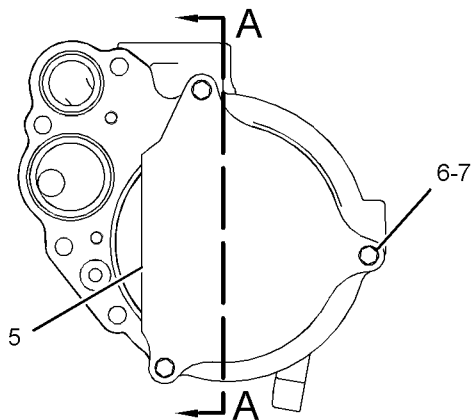
PART OF 346-9561 PUMP GP-WATER

SMCS - 1361

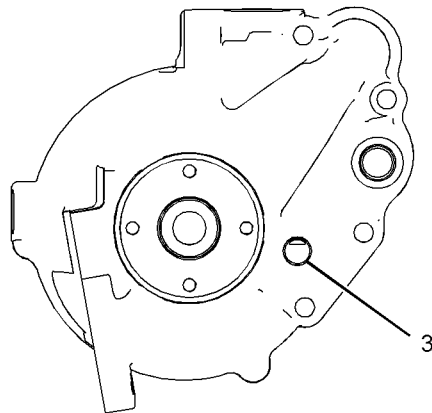
104469027

NOTE	REF NO	GRAPHIC REF	PART NUMBER	QTY	PART NAME						SEE PAGE
					1	2	3	4	5	6 (PRODUCT LEVEL)	
	1	1	350-5417	1	SEAL						
	2	1	177-1052	1	SHAFT AS						
	3	1	177-1058	1	PLUG						
	4	1	203-6098	1	HUB						
	5	1	261-3422	1	COVER						
	6	1	6V-8837	3	BOLT (M6X1X16-MM)						
	7	1	9X-8267	3	WASHER (6.6X12X2-MM THK)						
	8	1	5F-3999	1	SEAL-O-RING						

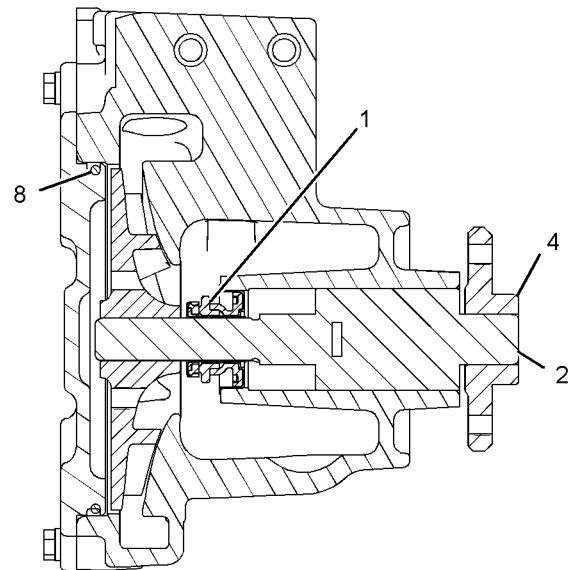
M-METRIC PART



REAR VIEW OF ENGINE



FRONT VIEW OF ENGINE



SECTION A-A

g02149385

GRAPHIC #1

<END>

# COOLING SYSTEM

## 346-9561 PUMP GP-WATER

S/N: MME1-UP

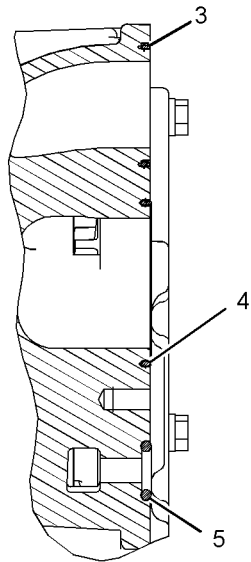
PART OF 347-0103 ENGINE AR-CORE

SMCS - 1361

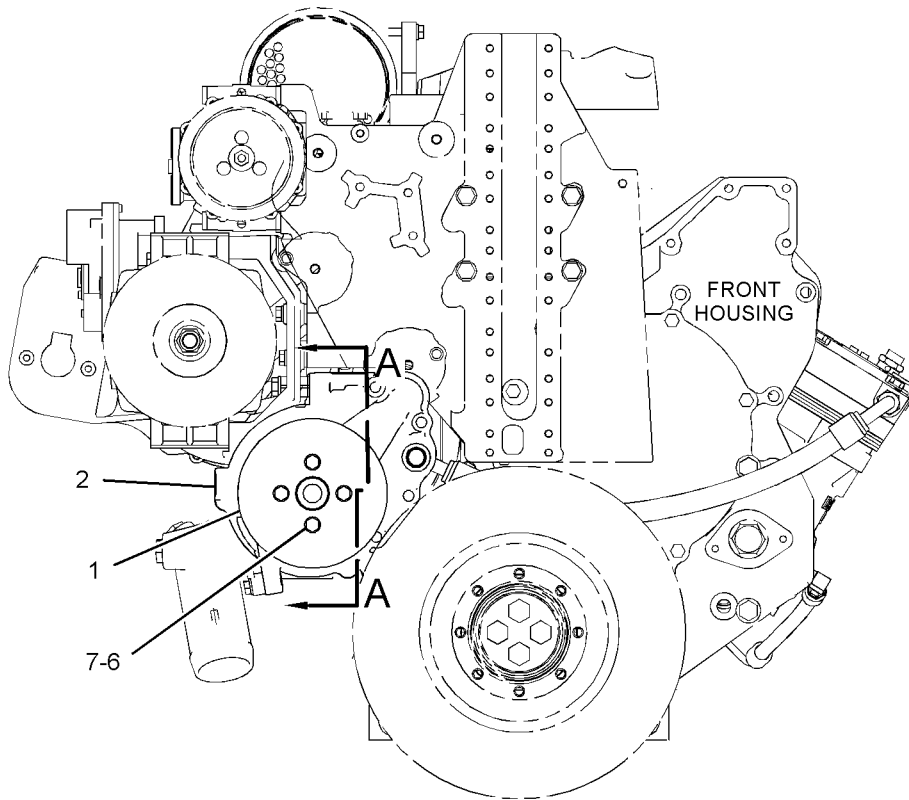
I04525200

NOTE	REF NO	GRAPHIC REF	PART NUMBER	QTY	PART NAME						SEE PAGE
					1	2	3	4	5	6 (PRODUCT LEVEL)	
	1	1	217-8992	1	PULLEY (8-GROOVE)						
Y	2	1	338-1148	1	PUMP GP-WATER						83
	3	1	269-5304	1	SEAL						
	4	1	269-5305	1	SEAL						
	5	1	147-0182	1	SEAL-O-RING						
	6	1	6V-5215	4	BOLT (M8X1.25X16-MM)						
	7	1	9M-1974	4	WASHER-HARD (8.8X16X2-MM THK)						

M-METRIC PART  
Y-SEPARATE ILLUSTRATION



SECTION A-A



FRONT VIEW OF ENGINE

g02149310

GRAPHIC #1

<END>



# COOLING SYSTEM

## 321-8000 RADIATOR GP

S/N: PLR1-UP

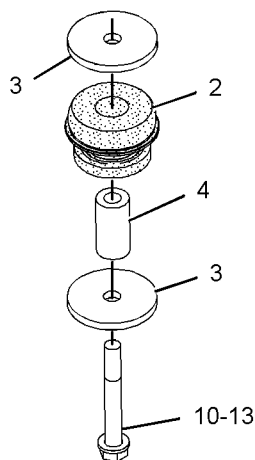
PART OF 324-3060 INSTALLATION AR

SMCS - 1353

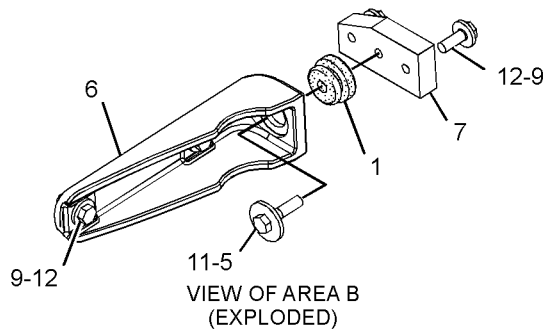
104017646

NOTE	REF NO	GRAPHIC REF	PART NUMBER	QTY	PART NAME						SEE PAGE
					1	2	3	4	5	6 (PRODUCT LEVEL)	
	1	1	3W-2568	2	MOUNTING						
	2	1	6Y-9915	2	MOUNT AS						
	3	1	9W-9952	4	WASHER (16.75X86.0X8.0-MM THK)						
	4	1	9W-9953	2	SLEEVE						
	5	1	243-2076	2	WASHER-HARD						
	6	1	321-8005	2	BRACKET						
	7	1	321-8008	2	BLOCK						
	8	1	321-8052	1	CORE AS-RADIATOR						
	9	1	5P-1076	8	WASHER-HARD (13.5X30.0X4.0-MM THK)						
	10	1	8T-4174	2	BOLT (M16X2X120-MM)						
	11	1	8T-4194	2	BOLT (M12X1.75X50-MM)						
	12	1	8T-4956	8	BOLT (M12X1.75X35-MM)						
	13	1	9X-8257	2	WASHER (17.5X30.0X3.5-MM THK)						

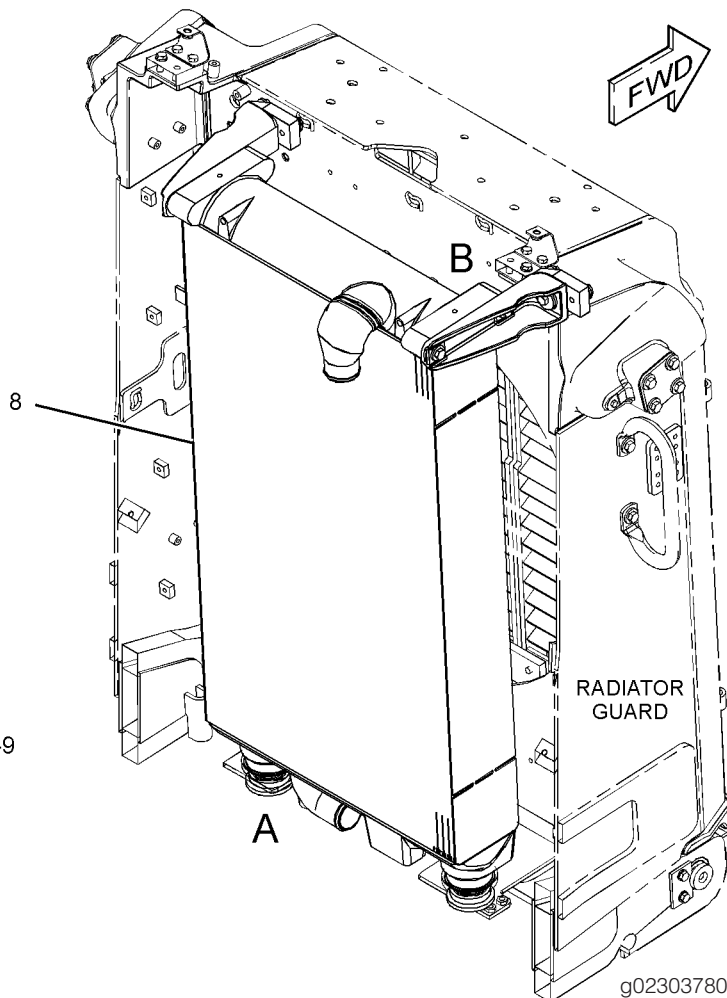
M-METRIC PART



VIEW OF AREA A  
(EXPLODED)



VIEW OF AREA B  
(EXPLODED)



g02303780

GRAPHIC #1

<END>

# COOLING SYSTEM

## 381-9370 REGULATOR GP-TEMPERATURE

S/N: MME1-UP

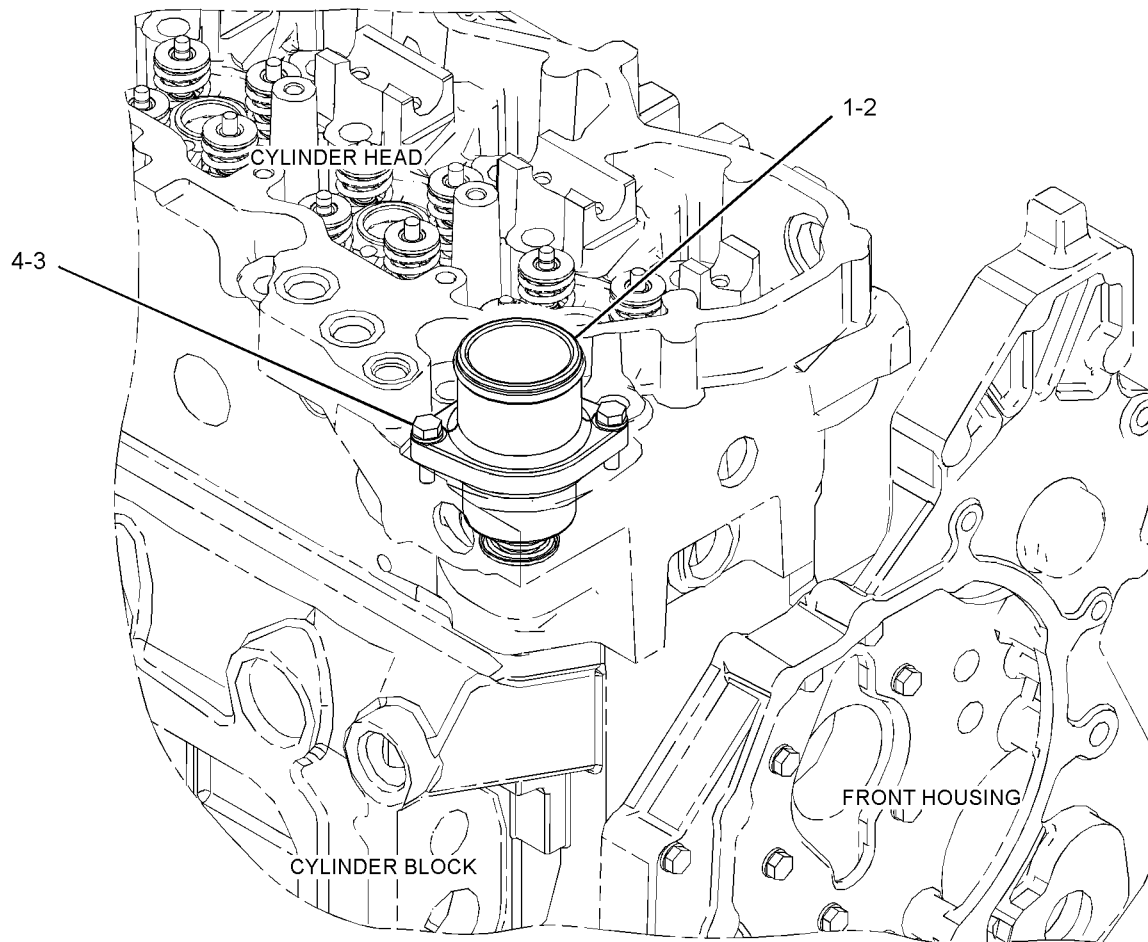
PART OF 364-1558 ENGINE AR-COMplete

SMCS - 1355

I04536030

NOTE	REF NO	GRAPHIC REF	PART NUMBER	QTY	PART NAME						SEE PAGE
					1	2	3	4	5	6 (PRODUCT LEVEL)	
	1	1	377-3016	1	REGULATOR-WATER TEMPERATURE						
	2	1	261-8088	1	ELBOW						
	3	1	8T-7547	2	BOLT (M8X1.25X30-MM)						
	4	1	9M-1974	2	WASHER-HARD (8.8X16X2-MM THK)						

M-METRIC PART



GRAPHIC #1

g02151144

<END>

# COOLING SYSTEM

## 321-8010 TANK GP-COOLANT

S/N: PLR1-UP

PART OF 324-3060 INSTALLATION AR

SMCS - 1377

104477029

NOTE	REF NO	GRAPHIC REF	PART NUMBER	QTY	PART NAME						SEE PAGE
					1	2	3	4	5	6 (PRODUCT LEVEL)	
	1	1	1P-4278	5	CLAMP-HOSE						
	2	1	6K-0806	3	STRAP-CABLE						
	3	1	6V-1355	2	ELBOW						
	4	1	6V-7486	1	CONNECTOR						
	5	1	6V-8245	1	ELBOW						
	6	1	9Y-9236	1	GAUGE-SIGHT (COOLANT LEVEL)						
	7	1	110-2445	2	CLAMP-HOSE						
	8	1	318-2946	1	PLUG AS						
		1	9S-4182	1	PLUG-O-RING						
		1	6V-9027	1	SEAL-O-RING						
	9	1	321-7939	1	BRACKET AS						
		1	7T-1099	1	LINK						
		1	8T-3490	1	NUT-WELD (M10X1.5-THD)						
	10	1	321-8013	1	TUBE AS						
	11	1	321-8014	1	BRACKET AS						
	12	1	321-8044	1	TANK GP-COOLANT						
		1	294-3342	1	CAP AS-RADIATOR						
		1	321-8045	1	TANK AS-COOLANT						
		1	3L-5893	1	TUBE-OVERFLOW						
		1	8N-8846	1	NECK-FILLER						
		1	321-8047	4	BOSS						
	13	1	321-8048	2	BRACKET						
	14	1	321-8049	2	BRACKET						
	15	1	053-0558	3	CLIP						
	16	1	091-9035	2	SPACER (11X25X20-MM THK)						
	17	1	147-0385	2	CLIP						
	18	1	149-9129	1	CLIP						
	19	1	241-6168	1	PLUG AS						
		1	6V-3250	1	SEAL-O-RING						
		1	9S-4191	1	PLUG-O-RING						
C	20	1	351-0272	1	CONNECTOR AS						
		1	6D-7128	1	SEAL-O-RING						
		1	6V-9027	1	SEAL-O-RING						
		1	187-0681	1	CONNECTOR						
	21	1	352-3968	1	CLIP						
	22	1	3E-6909	1	CLIP						
	23	1	4D-9517	2	CLIP						
	24	1	5P-1076	2	WASHER-HARD (13.5X30X4-MM THK)						
	25	1	6V-5064	2	SEAL-O-RING						
	26	1	6V-9027	3	SEAL-O-RING						
	28	1	7X-7729	5	WASHER (11X25X3-MM THK)						
	29	1	8T-4121	10	WASHER-HARD (11X21X2.5-MM THK)						
	30	1	8T-4136	2	BOLT (M10X1.5X25-MM)						
	31	1	8T-4137	1	BOLT (M10X1.5X20-MM)						
	32	1	8T-4183	2	BOLT (M12X1.75X40-MM)						
	33	1	8T-4186	1	BOLT (M10X1.5X40-MM)						
	34	1	8T-4195	8	BOLT (M10X1.5X30-MM)						
	35	1	8T-6466	2	BOLT (M10X1.5X60-MM)						
E	36	1	5P-1251		HOSE (136-CM)						
E	37	1	5P-1465		HOSE (22-CM)						
E	37A	1	5P-1465		HOSE (99-CM)						
	38	1	176-9237	1	BOLT-SPECIAL						
	39	1	8T-4133	1	NUT (M10X1.5-THD)						

# COOLING SYSTEM

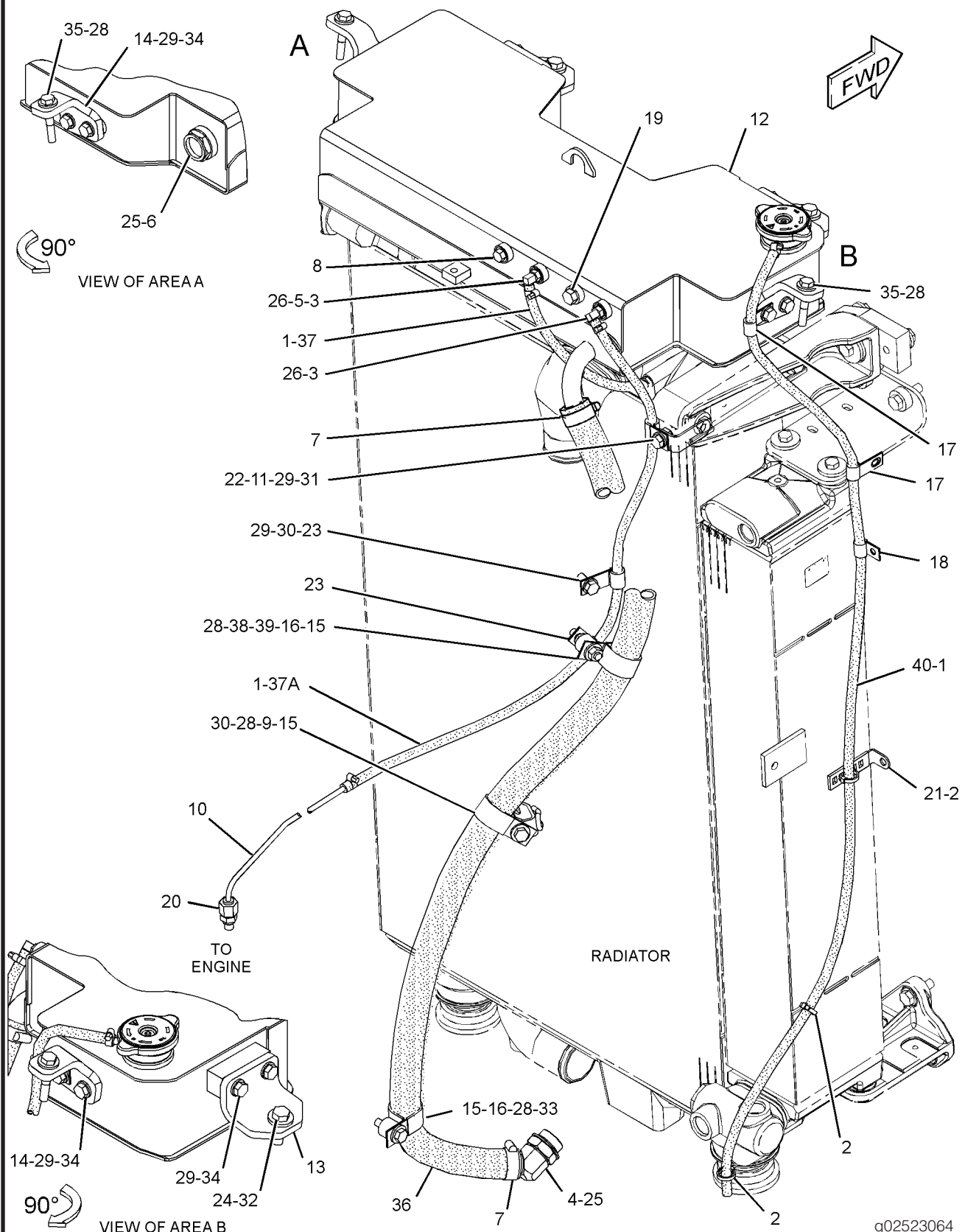
E      40      1      **8C-3681**      HOSE (150-CM)

C-CHANGE FROM PREVIOUS TYPE  
E-ORDER BY THE CENTIMETER  
M-METRIC PART

# COOLING SYSTEM

321-8010 TANK GP-COOLANT (contd.)

i04477029



<END>

# COOLING SYSTEM

## 347-9431 VALVE & MOUNTING GP (NRS)

S/N: MME1-UP

PART OF 347-0103 ENGINE AR-CORE

SMCS - 3139

SMCS - 5137


SMCS - 5479

103865439

NOTE	REF NO	GRAPHIC REF	PART NUMBER	QTY	PART NAME						SEE PAGE
					1	2	3	4	5	6 (PRODUCT LEVEL)	
Y	1	1	337-7323	1	VALVE GP-EXHAUST GAS (NRS)						91
	2	1	6V-3821	3	BOLT (M8X1.25X110-MM)						
	3	1	9M-1974	3	WASHER-HARD (8.8X16X2-MM THK)						

M-METRIC PART

Y-SEPARATE ILLUSTRATION



GRAPHIC #1

g02150101

<END>

# COOLING SYSTEM

337-7323 VALVE GP-EXHAUST GAS (NRS)

# COOLING SYSTEM

## VALVE GP-NRS

S/N: MME1-UP

PART OF 347-9431 VALVE & MOUNTING GP (NRS)

SMCS - 3139

SMCS - 5137

SMCS - 5479

I03977633

NOTE	REF NO	GRAPHIC REF	PART NUMBER	QTY	PART NAME						SEE PAGE
					1	2	3	4	5	6 (PRODUCT LEVEL)	
Y	1	1	<b>338-1913</b>	1	ACTUATOR GP-ROTARY (NOX REDUCTION SYSTEM)						94
	2	1	<i>340-7208</i>	1	VALVE GP-EXHAUST GAS (NRS)						
		1	<b>7X-4744</b>	1	SEAL-O-RING						
	3	1	<b>297-1003</b>	4	BOLT-SOCKET HEAD (M8X1.25X45-MM)						
	4	1	<b>8T-4224</b>	4	WASHER-HARD (8.8X16X2-MM THK)						
F			<b>7X-4744</b>	1	SEAL-O-RING						

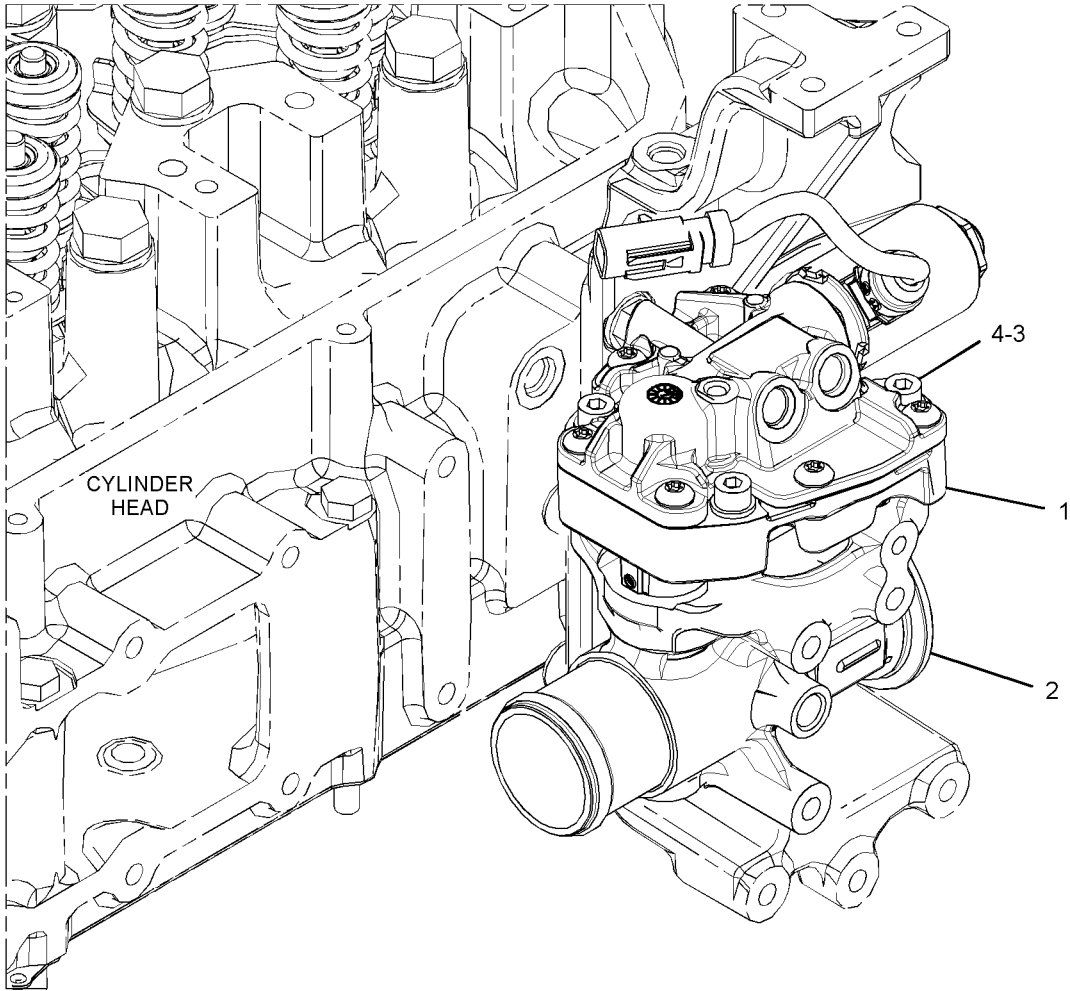
F-NOT SHOWN  
M-METRIC PART  
Y-SEPARATE ILLUSTRATION



# COOLING SYSTEM

337-7323 VALVE GP-EXHAUST GAS (NRS) (contd.)

i03977633



g02080574

GRAPHIC #1

# AIR INLET AND EXHAUST SYSTEM

## 338-1913 ACTUATOR GP-ROTARY

S/N: MME1-UP

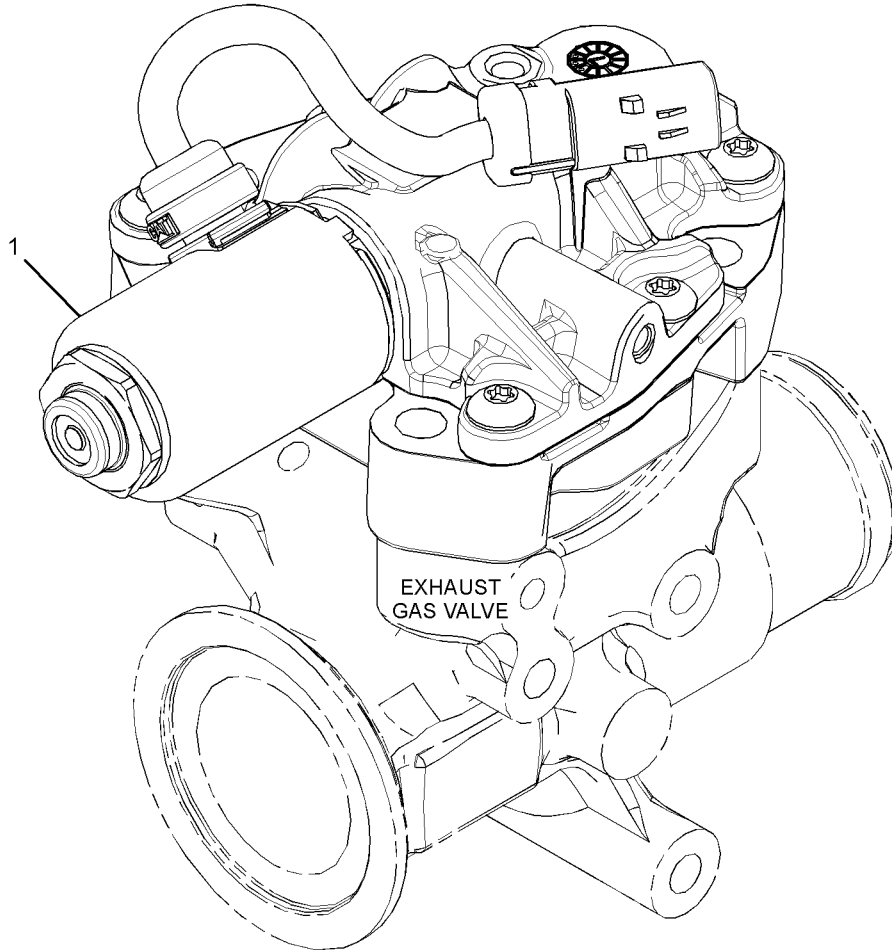
NOX REDUCTION SYSTEM

PART OF 337-7323 VALVE GP-EXHAUST GAS (NRS)

SMCS - 3166

I03828955

NOTE	REF NO	GRAPHIC REF	PART NUMBER	QTY	PART NAME						SEE PAGE
					1	2	3	4	5	6 (PRODUCT LEVEL)	
Y	1	1	342-0636	1	VALVE GP-SOLENOID (NOX REDUCTION SYSTEM)						147
Y-SEPARATE ILLUSTRATION											



g02080493

GRAPHIC #1

<END>

# AIR INLET AND EXHAUST SYSTEM

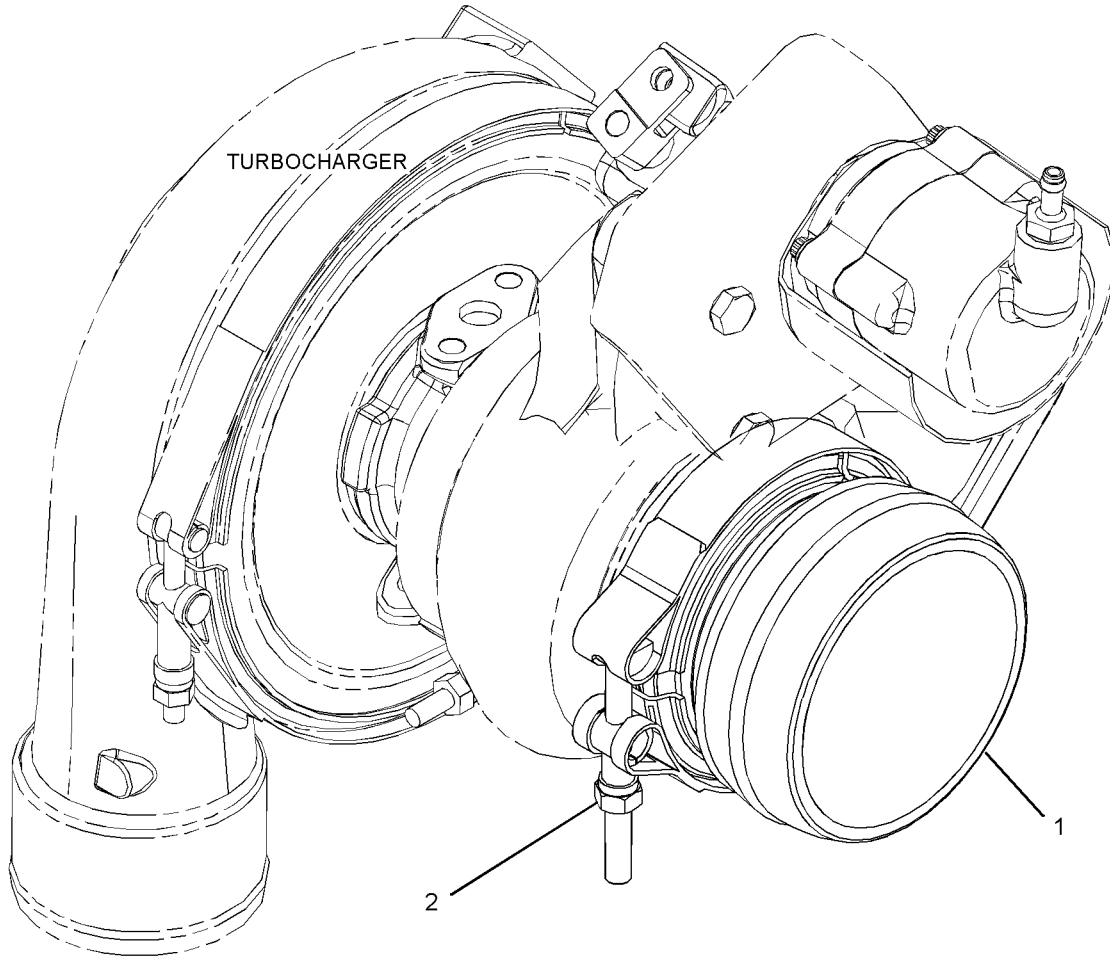
## 329-9996 ADAPTER GP-EXHAUST DIFFUSER

S/N: MME1-UP

PROVIDES STRAIGHT TURBOCHARGER EXHAUST DIFFUSER WITH 4 INCH BALL JOINT CONNECTION  
FOR USE WITH FORWARD MANIFOLD GP-EXHAUST  
PART OF 364-1558 ENGINE AR-COMplete  
SMCS - 1061

104473670

NOTE	REF NO	GRAPHIC REF	PART NUMBER	QTY	PART NAME						SEE PAGE
					1	2	3	4	5	6 (PRODUCT LEVEL)	
	1	1	349-1147	1	DIFFUSER						
	2	1	1W-5455	1	CLAMP						



g02655576

GRAPHIC #1

<END>

# AIR INLET AND EXHAUST SYSTEM

## 321-7910 AFTERCOOLER GP-AIR

S/N: PLR1-UP

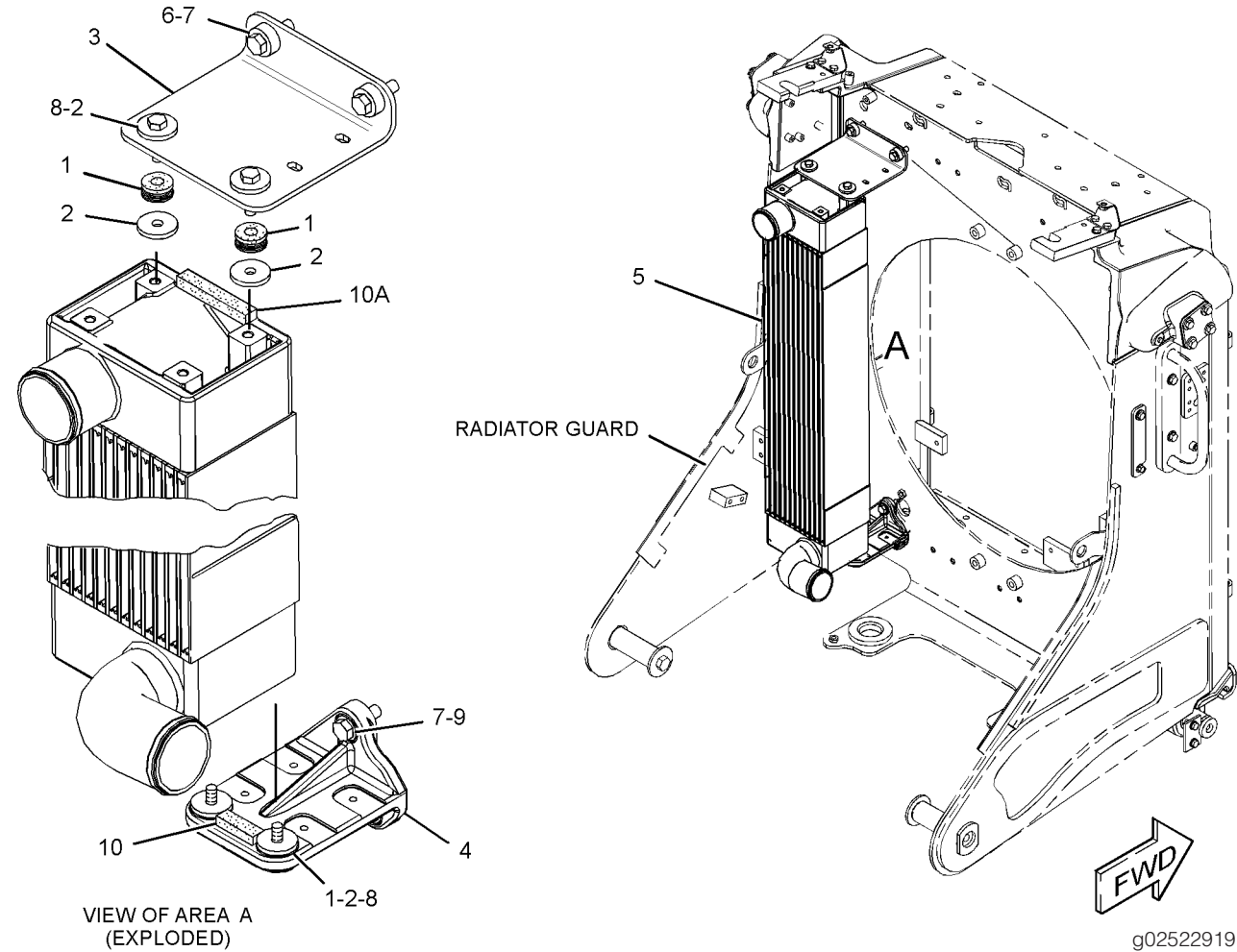
PART OF 324-3060 INSTALLATION AR

SMCS - 1063

I04367031

NOTE	REF NO	GRAPHIC REF	PART NUMBER	QTY	PART NAME						SEE PAGE
					1	2	3	4	5	6 (PRODUCT LEVEL)	
	1	1	6N-6984	4	MOUNT-RUBBER						
	2	1	183-6121	8	WASHER (10.31X38.1X4.78-MM THK)						
	3	1	321-7923	1	BRACKET						
	4	1	321-8021	1	SUPPORT						
	5	1	321-8051	1	CORE AS-AFTERCOOLER						
	6	1	198-4778	2	WASHER-HARD (13.5X30X12-MM THK)						
	7	1	8T-4183	5	BOLT (M12X1.75X40-MM)						
	8	1	8T-4186	4	BOLT (M10X1.5X40-MM)						
	9	1	8T-4223	3	WASHER-HARD (13.5X25.5X3-MM THK)						
E	10	1	3E-6602		SEAL (4.8-CM)						
E	10A	1	3E-6602		SEAL (9.2-CM)						

E-ORDER BY THE CENTIMETER  
M-METRIC PART



<END>

# AIR INLET AND EXHAUST SYSTEM

## 324-3111 AIR CLEANER GP

S/N: PLR1-UP

PART OF 324-3060 INSTALLATION AR

SMCS - 1051

SMCS - 1054

104365989

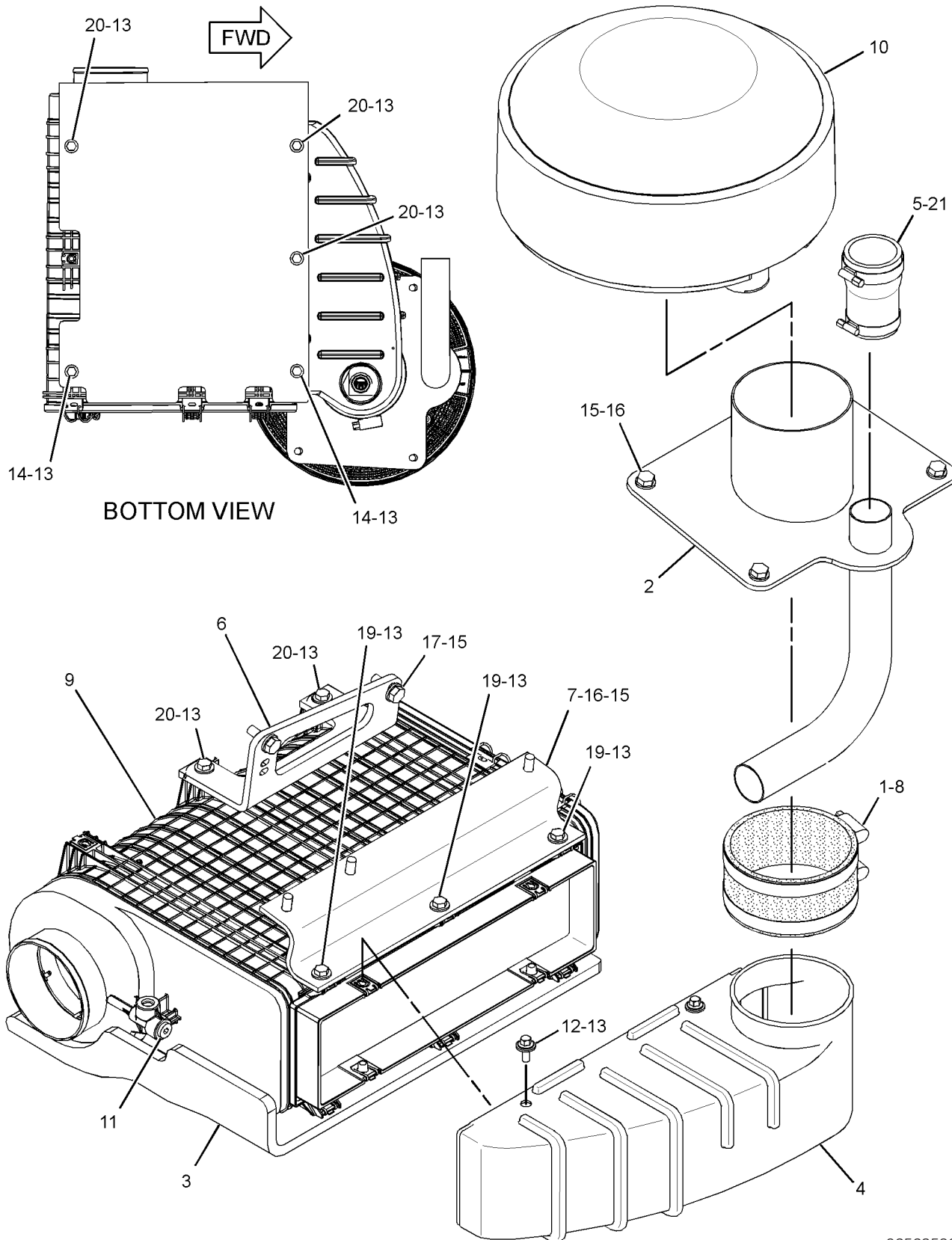
NOTE	REF NO	GRAPHIC REF	PART NUMBER	QTY	PART NAME						SEE PAGE
					1	2	3	4	5	6 (PRODUCT LEVEL)	
	1	1	5P-0599	2	CLAMP-BAND						
	2	1	324-3012	1	BASE AS						
	3	1	324-3052	1	SHIELD AS						
	4	1	332-9026	1	PLENUM						
	5	1	332-9030	1	TUBE						
	6	1	335-1699	1	BRACKET						
	7	1	335-1700	1	BRACKET						
	8	1	335-3499	1	HOSE						
Y	9	1	349-6258	1	AIR CLEANER GP						99
Y	10	1	350-5808	1	PRECLEANER AS						135
	11	1	330-9723	1	PLUG AS						
		1	228-7100	1	SEAL-O-RING						
		1	241-6157	1	PLUG						
	12	1	342-9920	4	BOLT-FLANGE HEAD (M8X1.25X20-MM)						
	13	1	5P-4116	14	WASHER-HARD (8.8X20.5X2-MM THK)						
C	14	1	7X-2537	2	BOLT (M8X1.25X35-MM)						
	15	1	8T-4121	9	WASHER-HARD (11X21X2.5-MM THK)						
	16	1	8T-4136	7	BOLT (M10X1.5X25-MM)						
	17	1	8T-4195	2	BOLT (M10X1.5X30-MM)						
	19	1	8T-4908	3	BOLT (M8X1.25X25-MM)						
	20	1	8T-7547	5	BOLT (M8X1.25X30-MM)						
	21	1	9M-0164	2	CLAMP-HOSE						

C-CHANGE FROM PREVIOUS TYPE  
M-METRIC PART  
Y-SEPARATE ILLUSTRATION

# AIR INLET AND EXHAUST SYSTEM

324-3111 AIR CLEANER GP (contd.)

i04365989



GRAPHIC #1

g02523596

<END>

# AIR INLET AND EXHAUST SYSTEM

## 349-6258 AIR CLEANER GP

S/N: PLR1-UP

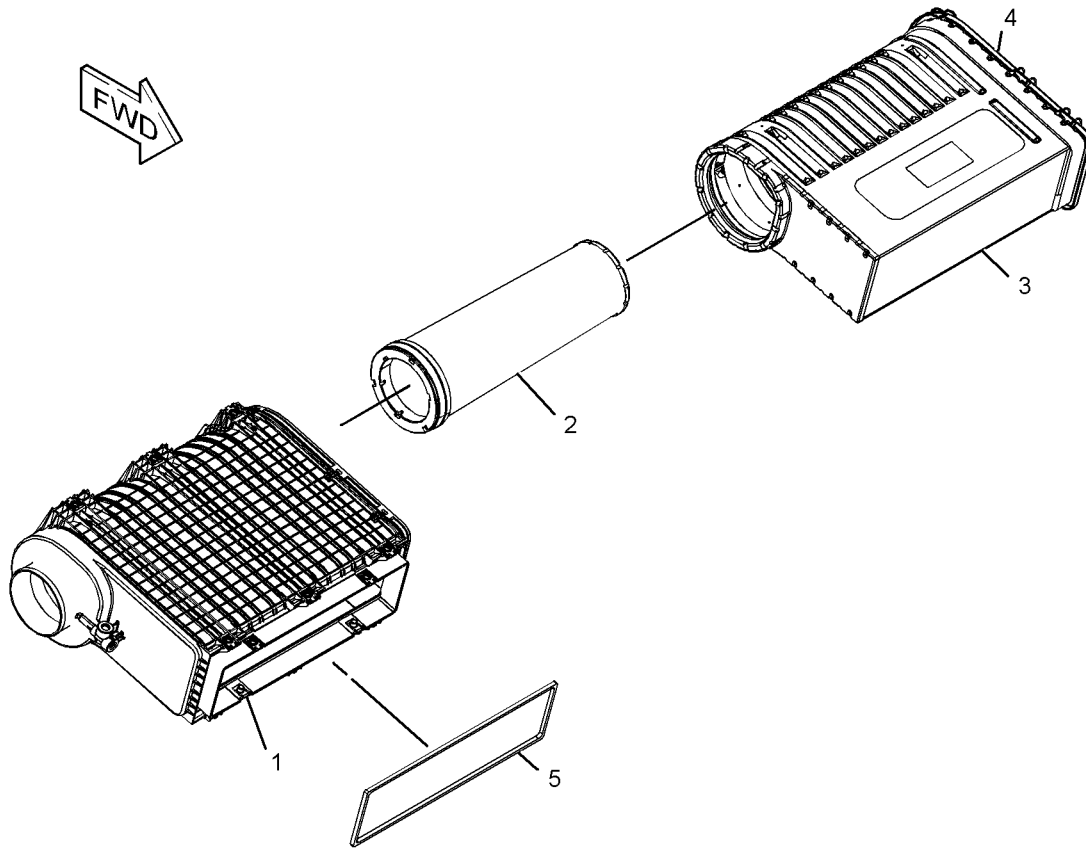
PART OF 324-3111 AIR CLEANER GP

SMCS - 1051

SMCS - 1054

I04407920

NOTE	REF NO	GRAPHIC REF	PART NUMBER	QTY	PART NAME						SEE PAGE
					1	2	3	4	5	6 (PRODUCT LEVEL)	
	1	1	116-5763	16	CLIP-SPRING						
	2	1	337-0790	1	FILTER ELEMENT-AIR (SECONDARY)						
	3	1	349-6262	1	FILTER ELEMENT-AIR (PRIMARY)						
	4	1	349-6266	1	COVER AS-AIR CLEANER						
		1	332-4910	6	LATCH AS						
	5	1	373-2761	1	GASKET						



g02281456

GRAPHIC #1

<END>

# AIR INLET AND EXHAUST SYSTEM

## 364-9029 COMBUSTION & MTG GP-EXHAUST

S/N: PLR1-UP

PART OF 362-8790 MODULE AR-CLEAN EMISSIONS

SMCS - 108B

SMCS - 108E

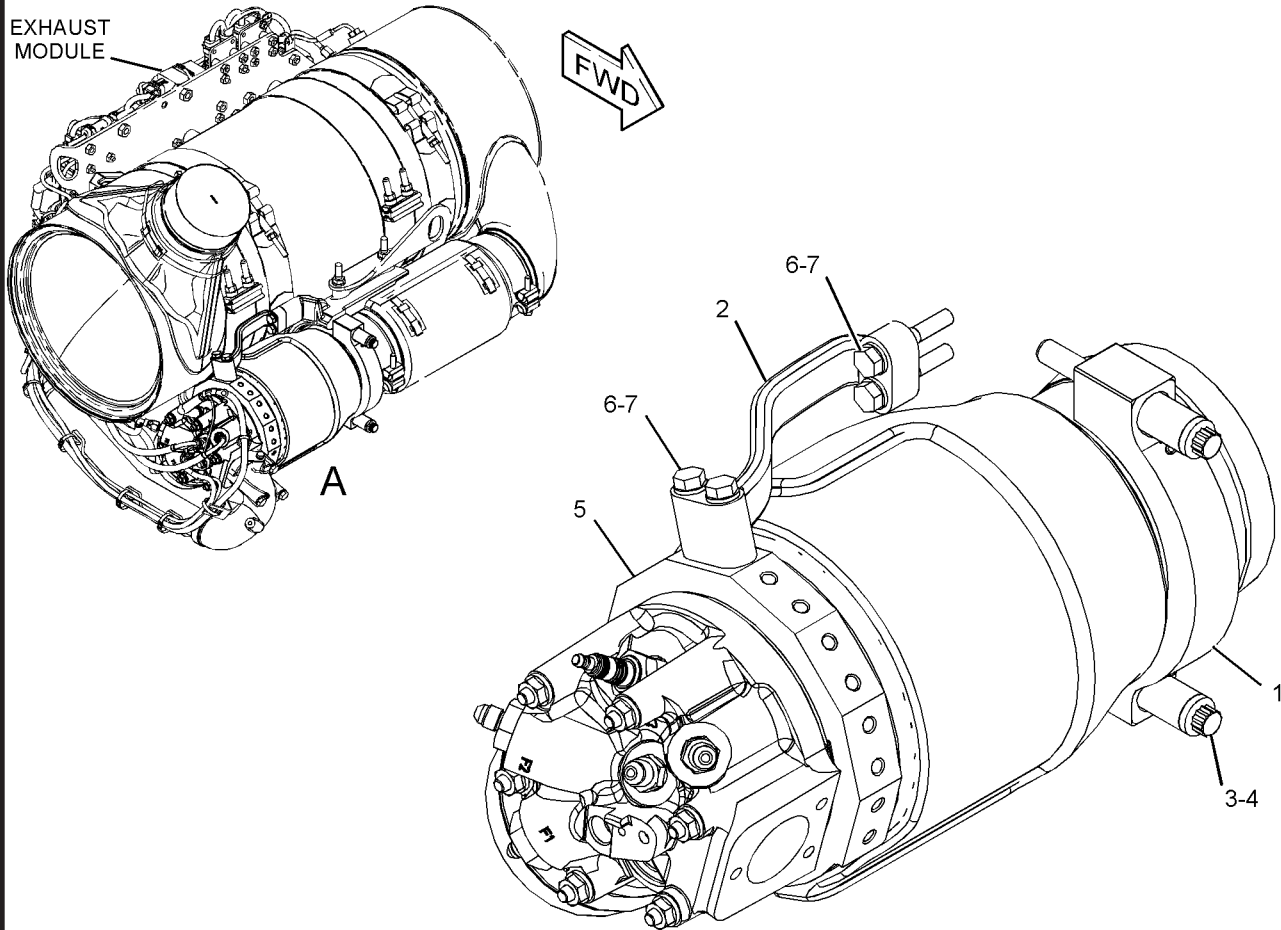
SMCS - 108M

I04034760

NOTE	REF NO	GRAPHIC REF	PART NUMBER	QTY	PART NAME						SEE PAGE
					1	2	3	4	5	6 (PRODUCT LEVEL)	
	1	1	348-3379	1	CLAMP-SUPPORT						
	2	1	348-3387	1	BRACKET-SUPPORT						
	3	1	348-3426	2	BOLT-12 POINT HEAD (M12X1.75X100-MM)						
	4	1	348-3428	2	SPACER (14X20X42-MM THK)						
Y	5	1	355-0885	1	COMBUSTION GP-EXHAUST						101
	6	1	311-8366	4	WASHER-HARD (8.8X16X2-MM THK)						
	7	1	5C-2537	4	BOLT (M8X1.25X50-MM)						

M-METRIC PART

Y-SEPARATE ILLUSTRATION



VIEW OF AREA A

g02285018

GRAPHIC #1

<END>



# AIR INLET AND EXHAUST SYSTEM

## 355-0885 COMBUSTION GP-EXHAUST

S/N: PLR1-UP

PART OF 364-9029 COMBUSTION & MTG GP-EXHAUST

SMCS - 108B

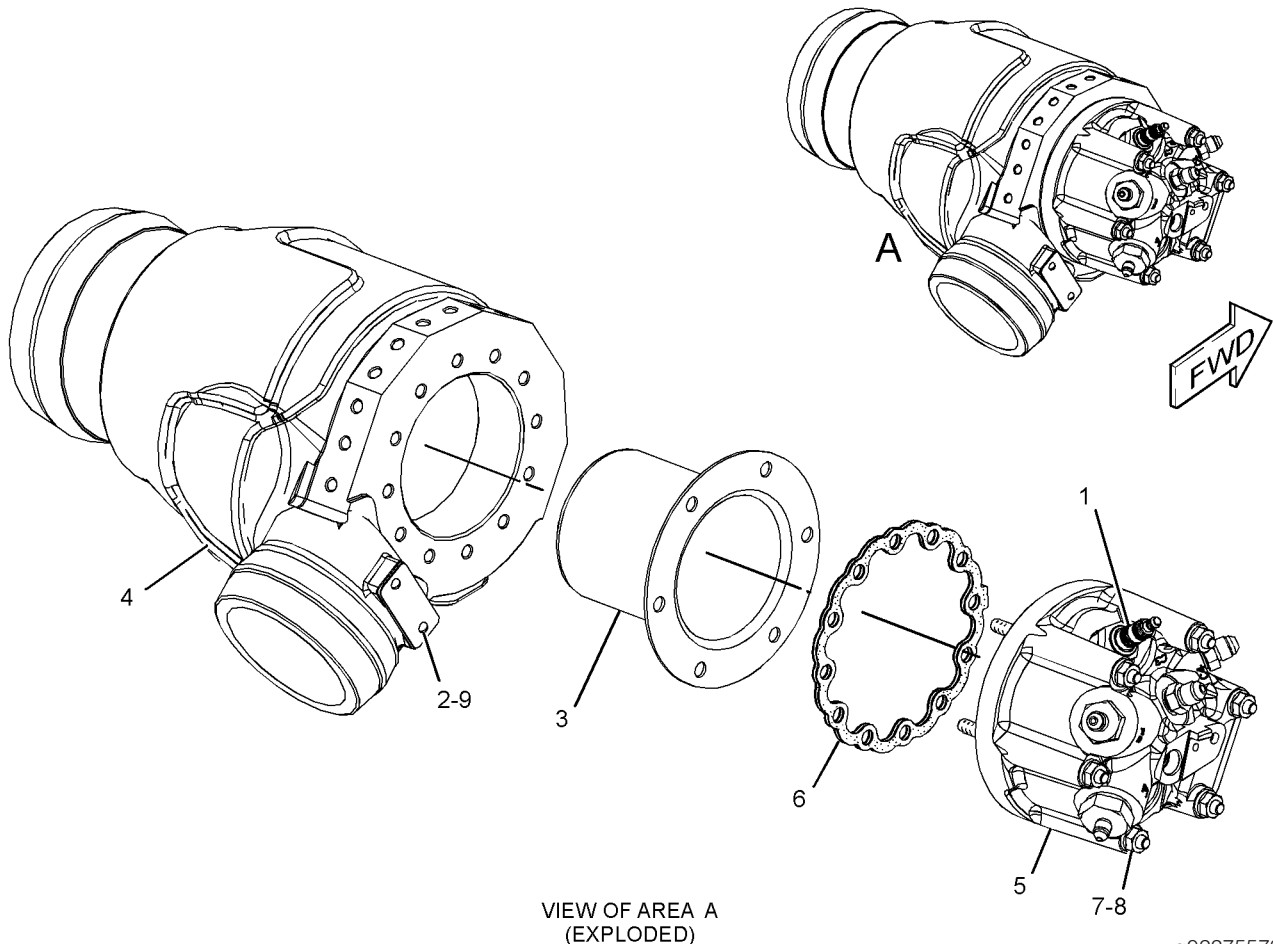
SMCS - 108E

SMCS - 108M

104488033

NOTE	REF NO	GRAPHIC REF	PART NUMBER	QTY	PART NAME						SEE PAGE
					1	2	3	4	5	6 (PRODUCT LEVEL)	
	1	1	295-3099	1	SPARK PLUG						
	2	1	342-1490	1	PLATE-INFORMATION (EXHAUST COMBUSTION)						
	3	1	348-3364	1	TUBE						
	4	1	348-3390	1	BODY AS-EXHAUST COMBUSTION						
JY	5	1	348-3402	1	HEAD GP-COMBUSTION (EXHAUST)						111
	6	1	348-3425	2	GASKET						
	7	1	291-5204	6	LOCKNUT (M8X1.25-THD)						
	8	1	293-4967	6	STUD-TAPERLOCK (M8X1.25X115-MM)						
	9	1	2K-3219	2	SCREW-DRIVE (NO 6X0.25-IN)						
AVAILABLE REPAIR KIT(S):											
AJ			359-7418	1	KIT-COMBUSTION HEAD (INCLUDES HEAD AS, BOLTS, GASKETS, LOCKNUTS, AND SEALS)						

A-NOT PART OF THIS GROUP  
 J-KIT INCLUDES COMPONENTS OF GROUP MARKED J  
 Y-SEPARATE ILLUSTRATION



VIEW OF AREA A  
(EXPLODED)

g02275573

GRAPHIC #1

<END>

# AIR INLET AND EXHAUST SYSTEM

*345-9941* COOLER GP-EXHAUST (NRS)

# AIR INLET AND EXHAUST SYSTEM

## COOLER GP-NRS

S/N: MME1-UP

PART OF 347-0103 ENGINE AR-CORE

SMCS - 1061

SMCS - 1087

SMCS - 108C

I04107119

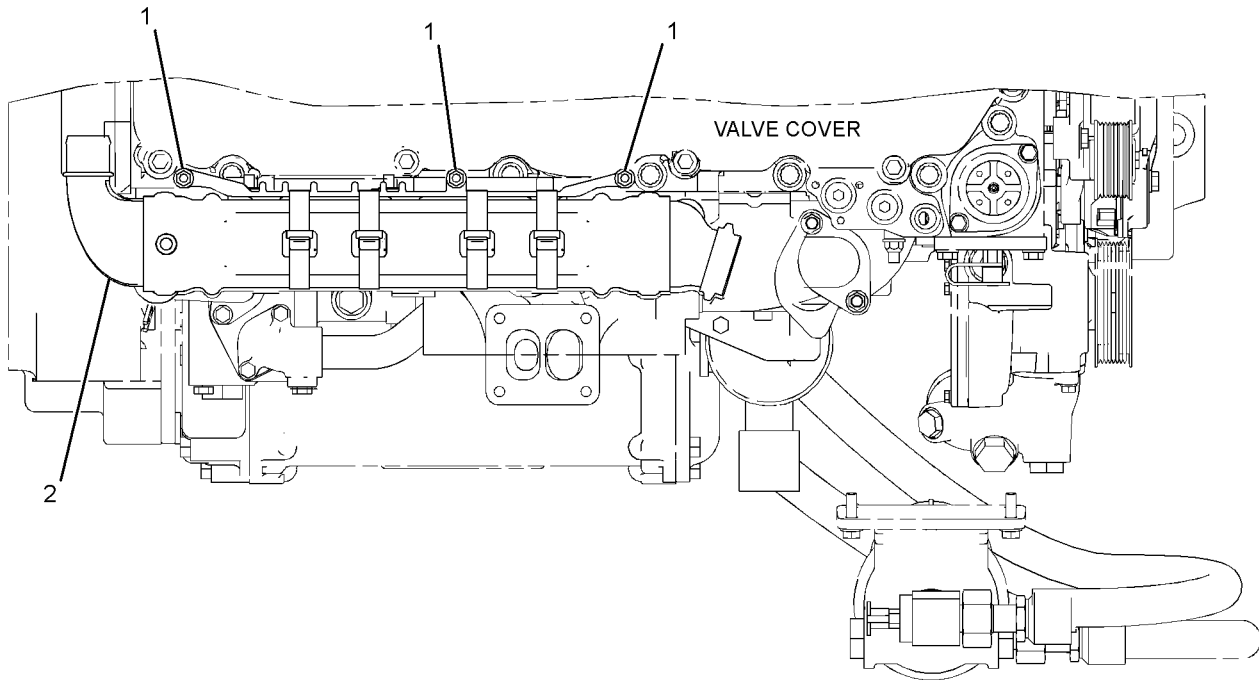
NOTE	REF NO	GRAPHIC REF	PART NUMBER	QTY	PART NAME						SEE PAGE
					1	2	3	4	5	6 (PRODUCT LEVEL)	
	1	1	219-6170	3	STUD						
	2	1	345-7645	1	COOLER GP-EXHAUST (NRS)						
		1	217-8973	2	BUSHING						
	3	1	6V-5839	2	WASHER (11X21X2.5-MM THK)						
	4	1	6V-5843	2	BOLT (M10X1.5X45-MM)						

M-METRIC PART

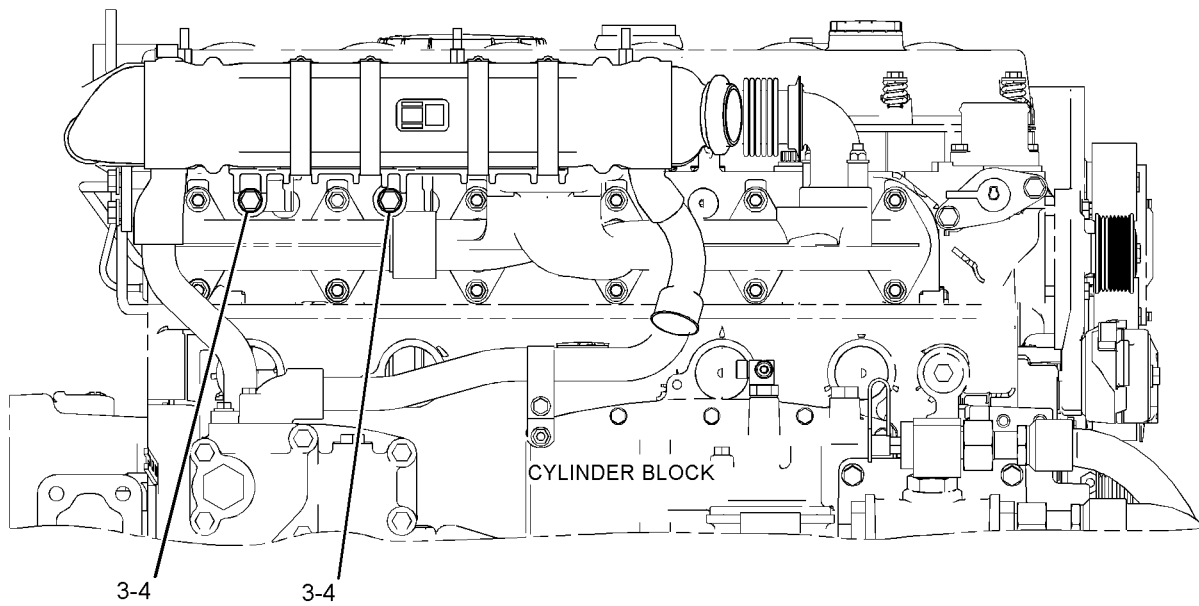
# AIR INLET AND EXHAUST SYSTEM

345-9941 COOLER GP-EXHAUST (NRS) (contd.)

i04107119



TOP VIEW OF ENGINE



RIGHT SIDE VIEW OF ENGINE

GRAPHIC #1

g02149142

<END>

# AIR INLET AND EXHAUST SYSTEM

## 324-3112 DUST EJECTOR GP

S/N: PLR1-UP

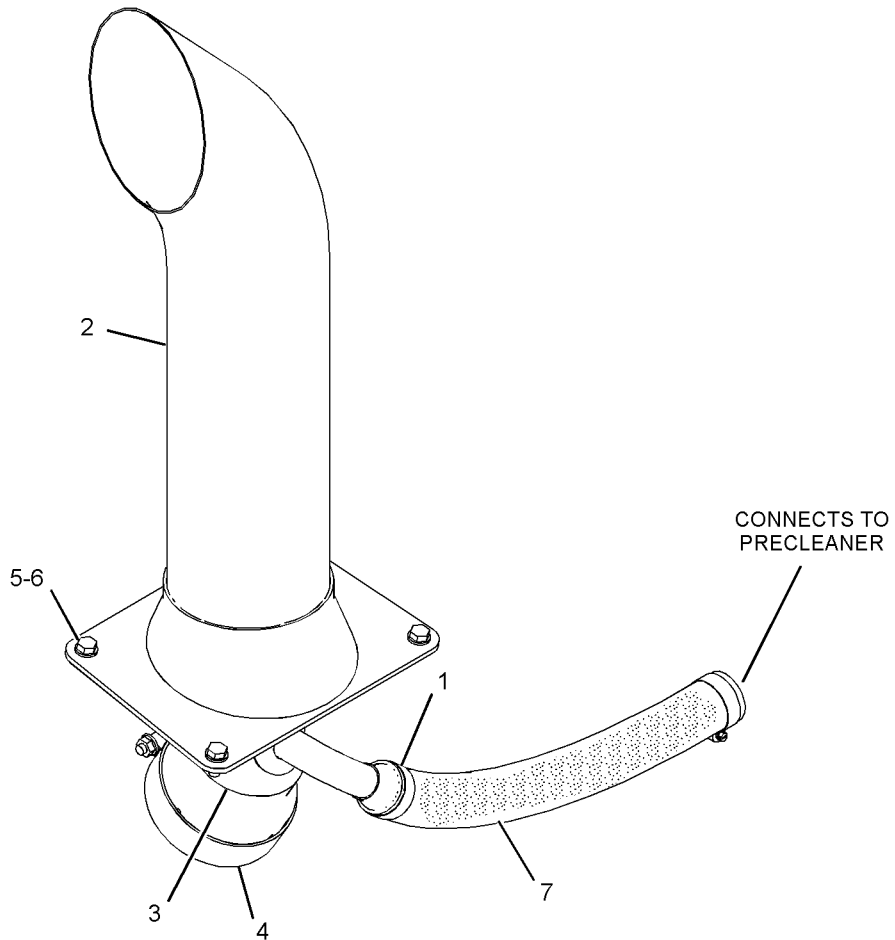
PART OF 324-3060 INSTALLATION AR

SMCS - 1068

I04018473

NOTE	REF NO	GRAPHIC REF	PART NUMBER	QTY	PART NAME						SEE PAGE
					1	2	3	4	5	6 (PRODUCT LEVEL)	
	1	1	5P-2230	2	CLAMP-HOSE						
	2	1	332-7406	1	PIPE AS-EXHAUST						
	3	1	332-7407	1	TUBE AS						
	4	1	141-1480	1	CLAMP AS						
	5	1	8T-4121	4	WASHER-HARD (11X21X2.5-MM THK)						
	6	1	8T-4136	4	BOLT (M10X1.5X25-MM)						
E	7	1	5P-2817		HOSE (47-CM)						

E-ORDER BY THE CENTIMETER  
M-METRIC PART



g02274754

GRAPHIC #1

<END>

# AIR INLET AND EXHAUST SYSTEM

## 365-5456 ELBOW GP-AIR INLET- 90 DEGREE

S/N: MME1-UP

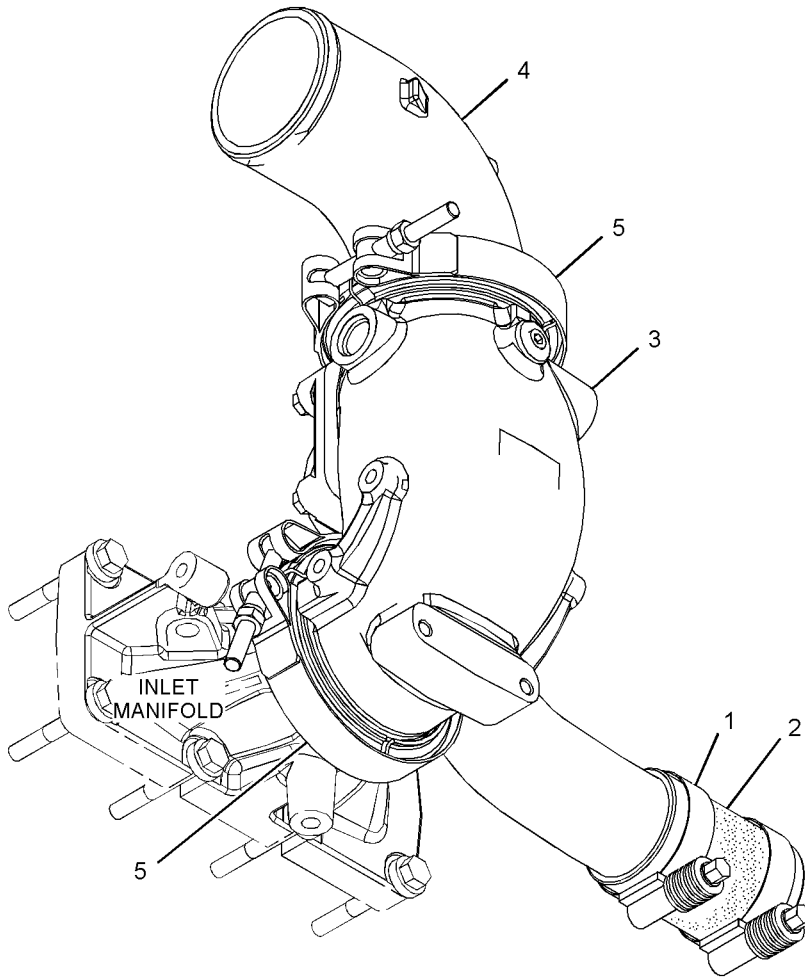
PART OF 364-1558 ENGINE AR-COMplete

SMCS - 1087

I04275829

NOTE	REF NO	GRAPHIC REF	PART NUMBER	QTY	PART NAME						SEE PAGE
					1	2	3	4	5	6 (PRODUCT LEVEL)	
	1	1	314-7599	2	CLAMP-BAND						
	2	1	328-7546	1	HOSE						
Y	3	1	340-7240	1	MANIFOLD GP-INLET						127
	4	1	348-7556	1	ELBOW-AIR						
	5	1	1W-5455	2	CLAMP						

Y-SEPARATE ILLUSTRATION



GRAPHIC #1

g02314714

<END>

# AIR INLET AND EXHAUST SYSTEM

## 356-4764 FASTENER GP-CEM

S/N: PLR1-UP

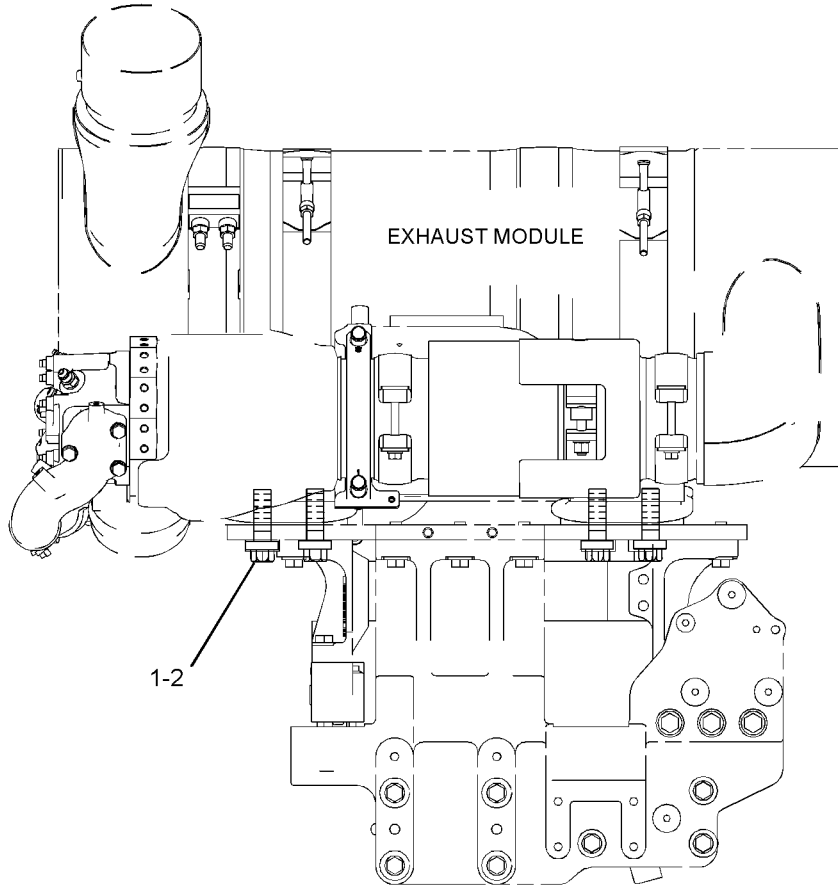
PART OF 324-3060 INSTALLATION AR

SMCS - 7553

104018533

NOTE	REF NO	GRAPHIC REF	PART NUMBER	QTY	PART NAME						SEE PAGE
					1	2	3	4	5	6 (PRODUCT LEVEL)	
	1	1	267-8821	4	WASHER (17X36X12-MM THK)						
	2	1	8T-4140	4	BOLT (M16X2X60-MM)						

M-METRIC PART



FRONT VIEW

g02275962

GRAPHIC #1

<END>

# AIR INLET AND EXHAUST SYSTEM

## 358-3654 FILTER GP-DIESEL PARTICULATE

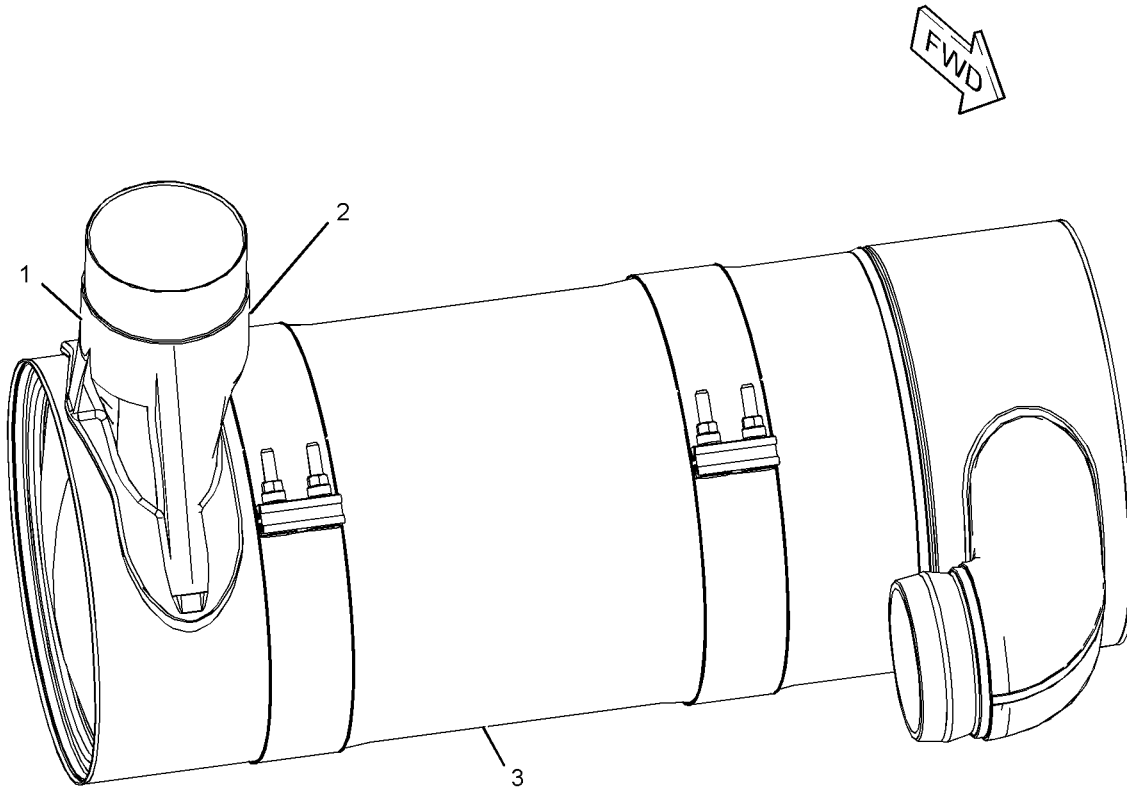
S/N: PLR1-UP

PART OF 362-8790 MODULE AR-CLEAN EMISSIONS

SMCS - 108F

104040259

NOTE	REF NO	GRAPHIC REF	PART NUMBER	QTY	PART NAME						SEE PAGE
					1	2	3	4	5	6 (PRODUCT LEVEL)	
	1	1	362-9302	1	SHIELD-HEAT						
	2	1	362-9303	1	SHIELD-HEAT						
Y	3	1	362-9540	1	FILTER GP-DIESEL PARTICULATE						109
Y-SEPARATE ILLUSTRATION											



GRAPHIC #1

g02338420

<END>



# AIR INLET AND EXHAUST SYSTEM

## 362-9540 FILTER GP-DIESEL PARTICULATE

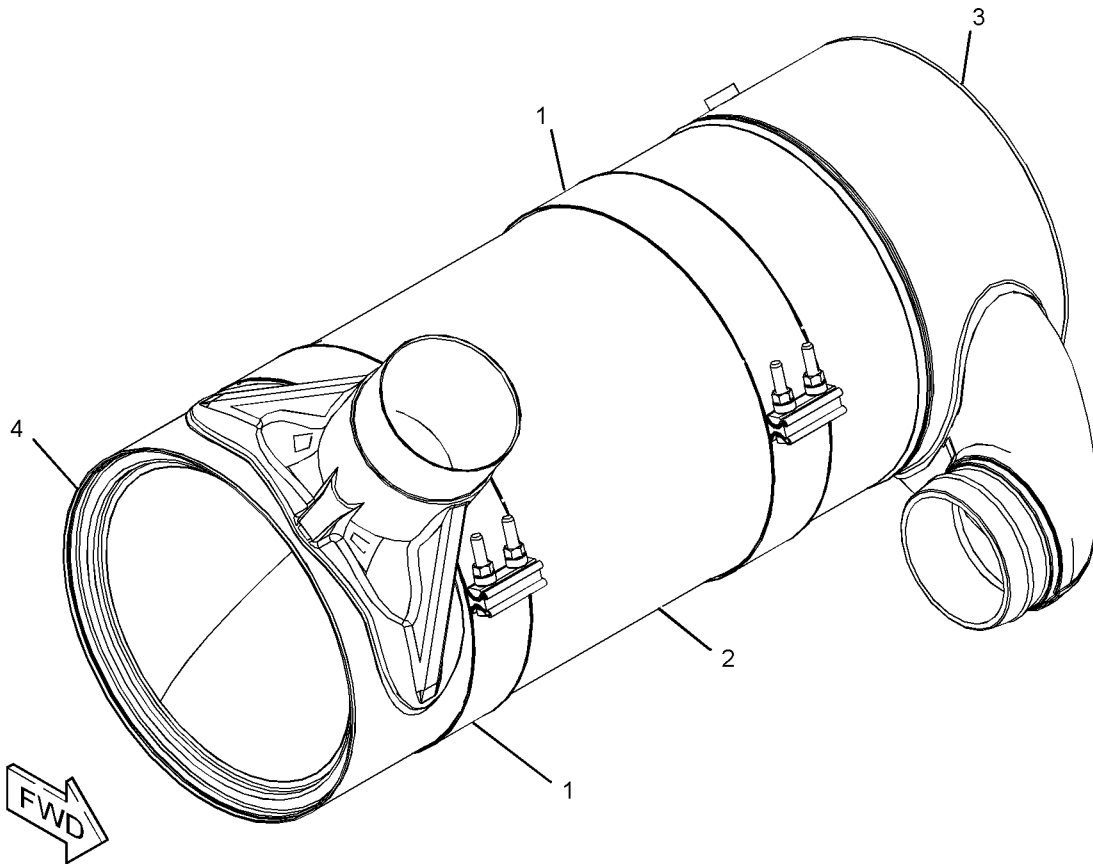
S/N: PLR1-UP

PART OF 358-3654 FILTER GP-DIESEL PARTICULATE

SMCS - 108F

104140209

NOTE	REF NO	GRAPHIC REF	PART NUMBER	QTY	PART NAME						SEE PAGE	
					1	2	3	4	5	6 (PRODUCT LEVEL)		
	1	1	345-1849	2	CLAMP							
	2	1	358-3662	358-3661	1	(INCLUDES CLAMPS & FILTER)						KIT-FILTER-DIESEL PTCLT
	3	1	362-9504	362-9503	1	(INCLUDES CLAMP, CLAMP-BAND & INLET)						KIT-MODULE-INLET
	4	1	362-9542	362-9541	1	(INCLUDES CLAMP, HEAT SHIELDS & OUTLET)						KIT-MODULE-OUTLET



g02338276

GRAPHIC #1

<END>

# AIR INLET AND EXHAUST SYSTEM

## 365-4738 FRAME GP-MOUNTING

S/N: PLR1-UP

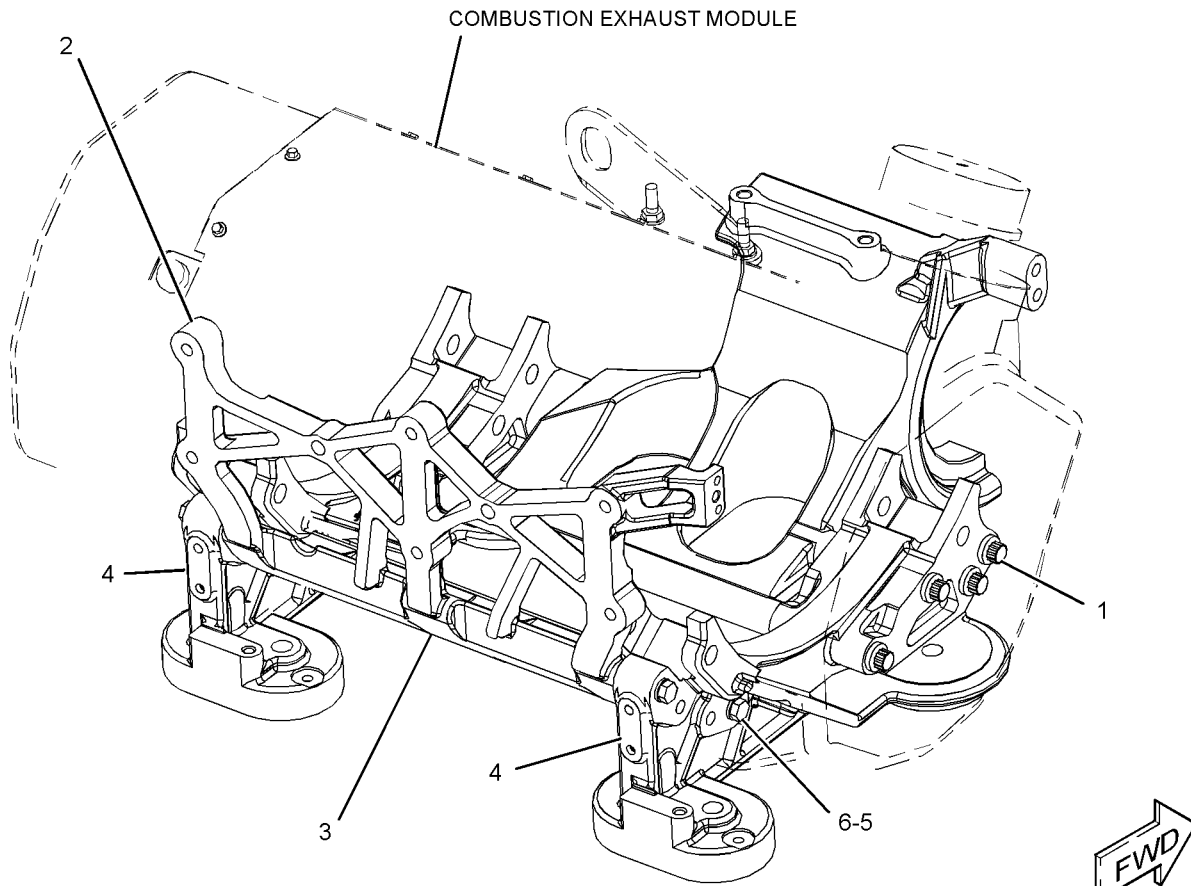
PART OF 362-8790 MODULE AR-CLEAN EMISSIONS

SMCS - 7050

I04367052

NOTE	REF NO	GRAPHIC REF	PART NUMBER	QTY	PART NAME						SEE PAGE
					1	2	3	4	5	6 (PRODUCT LEVEL)	
	1	1	348-3426	7	BOLT-12 POINT HEAD (M12X1.75X100-MM)						
	2	1	352-3844	1	BRACKET AS						
		1	6V-3538	4	DOWEL						
	3	1	365-4736	1	BRACKET						
	4	1	365-9490	2	BRACKET						
	5	1	305-5385	4	BOLT (M8X1.25X50-MM)						
	6	1	311-8366	4	WASHER-HARD (8.8X16X2-MM THK)						

M-METRIC PART



GRAPHIC #1

<END>

g02300535

# AIR INLET AND EXHAUST SYSTEM

## 348-3402 HEAD GP-COMBUSTION

S/N: PLR1-UP

EXHAUST

24-VOLT, 2-STAGE.

112

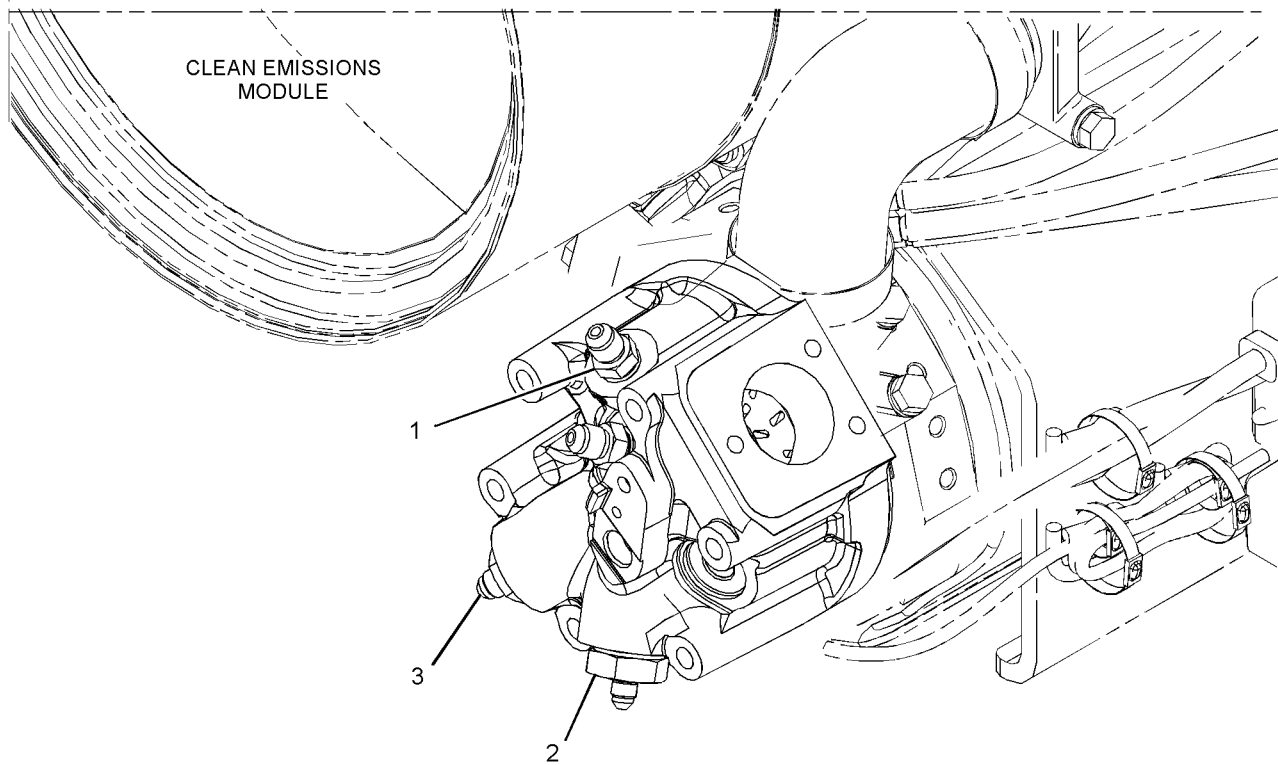
PART OF 355-0885 COMBUSTION GP-EXHAUST, 359-7418 KIT-COMBUSTION HEAD

SMCS - 1088

SMCS - 108M

I04508315

NOTE	REF NO	GRAPHIC REF	PART NUMBER	QTY	PART NAME						SEE PAGE
					1	2	3	4	5	6 (PRODUCT LEVEL)	
	1	1	342-1471	2	CONNECTOR						
	2	1	353-3311	1	ADAPTER AS-FILTER						
	3	1	353-3312	1	ADAPTER AS-FILTER						



g02666178

GRAPHIC #1

<END>

# AIR INLET AND EXHAUST SYSTEM

## 359-7418 KIT-COMBUSTION HEAD

S/N: PLR1-UP

24-VOLT, 2-STAGE.

FIELD REPLACEMENT FOR 111

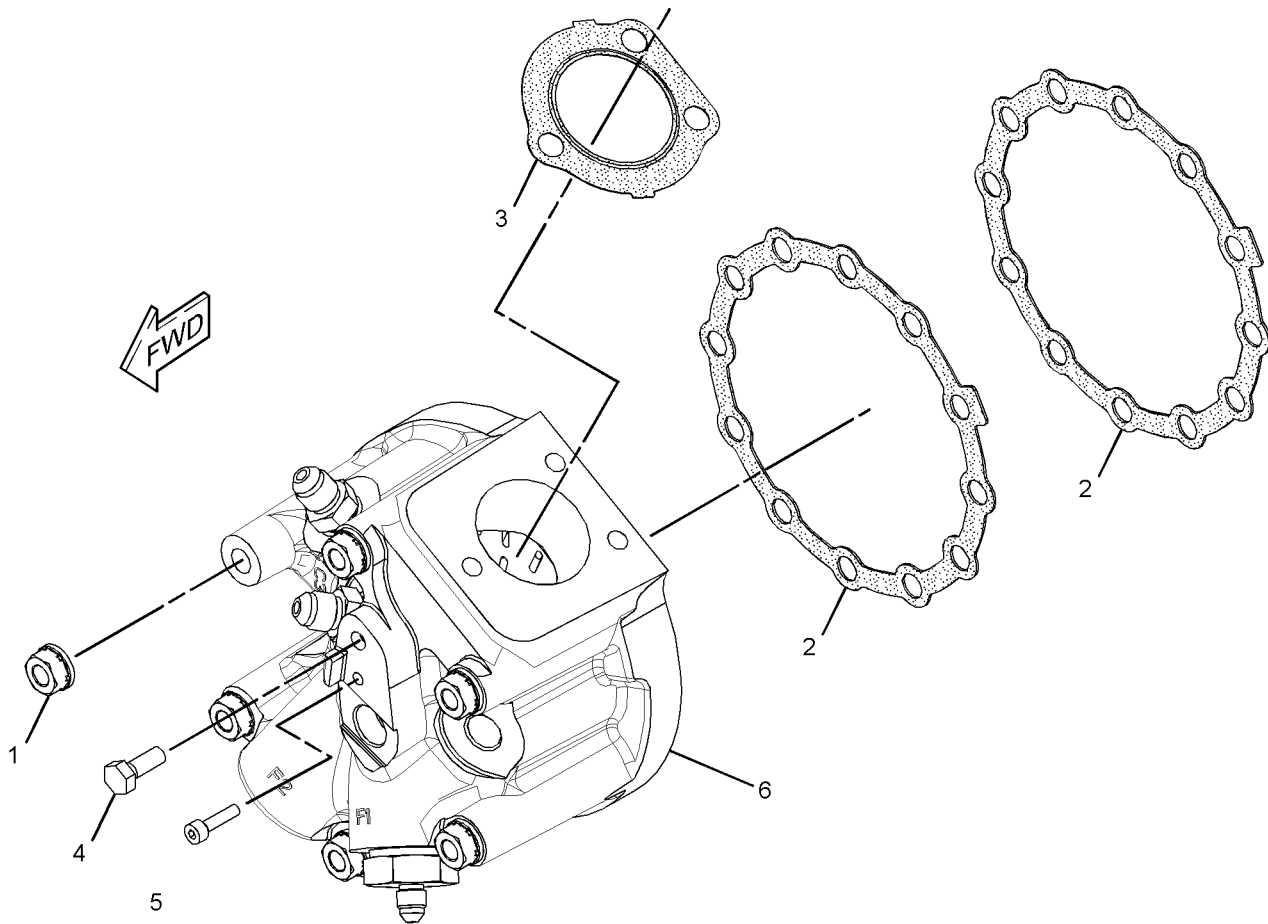
SMCS - 108M

I04487249

NOTE	REF NO	GRAPHIC REF	PART NUMBER	QTY	PART NAME						SEE PAGE
					1	2	3	4	5	6 (PRODUCT LEVEL)	
	1	1	291-5204	6	LOCKNUT (M8X1.25-THD)						
	2	1	348-3425	2	GASKET						
	3	1	329-6729	1	GASKET						
	4	1	344-1206	1	BOLT (M6X1X16-MM)						
	5	1	8T-9405	1	BOLT-SOCKET HEAD (M4X0.7X16-MM)						
Y	6	1	348-3402	1	HEAD GP-COMBUSTION (EXHAUST)						111

PARTS SHOWN IN GRAPHIC(S) WITHOUT A REFERENCE NUMBER ARE NOT SERVICED SEPARATELY

M-METRIC PART  
Y-SEPARATE ILLUSTRATION



g02564016

GRAPHIC #1

<END>

# AIR INLET AND EXHAUST SYSTEM

## 345-9176 LIFTING GP-CEM

S/N: PLR1-UP

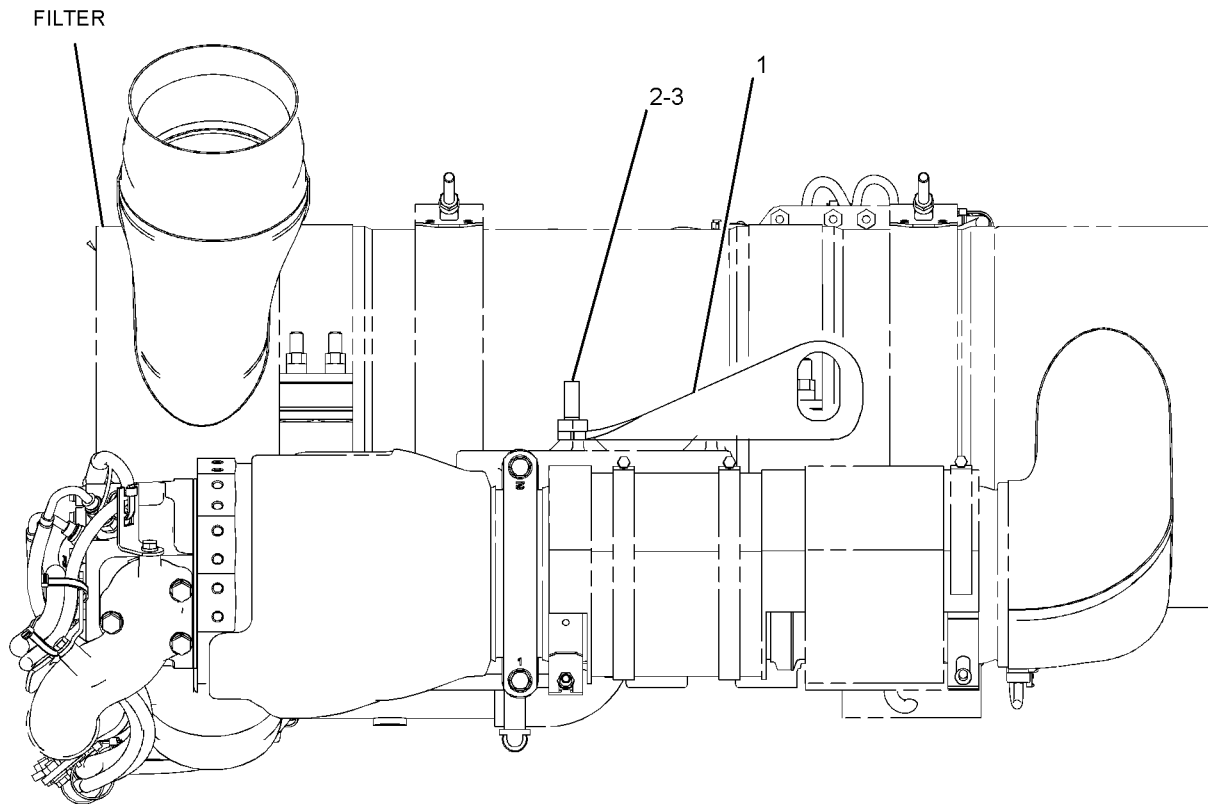
PART OF 362-8790 MODULE AR-CLEAN EMISSIONS

SMCS - 1122

104040074

NOTE	REF NO	GRAPHIC REF	PART NUMBER	QTY	PART NAME						SEE PAGE
					1	2	3	4	5	6 (PRODUCT LEVEL)	
	1	1	347-1298	1	BRACKET						
	2	1	142-3953	2	STUD (M10X1.5-THD)						
	3	1	344-1199	2	WASHER-HARD (11X21X2.5-MM THK)						

M-METRIC PART



REAR VIEW

GRAPHIC #1

g02275073

<END>

# AIR INLET AND EXHAUST SYSTEM

## 321-7960 LINES GP-AIR - ATAAC

S/N: PLR1-UP

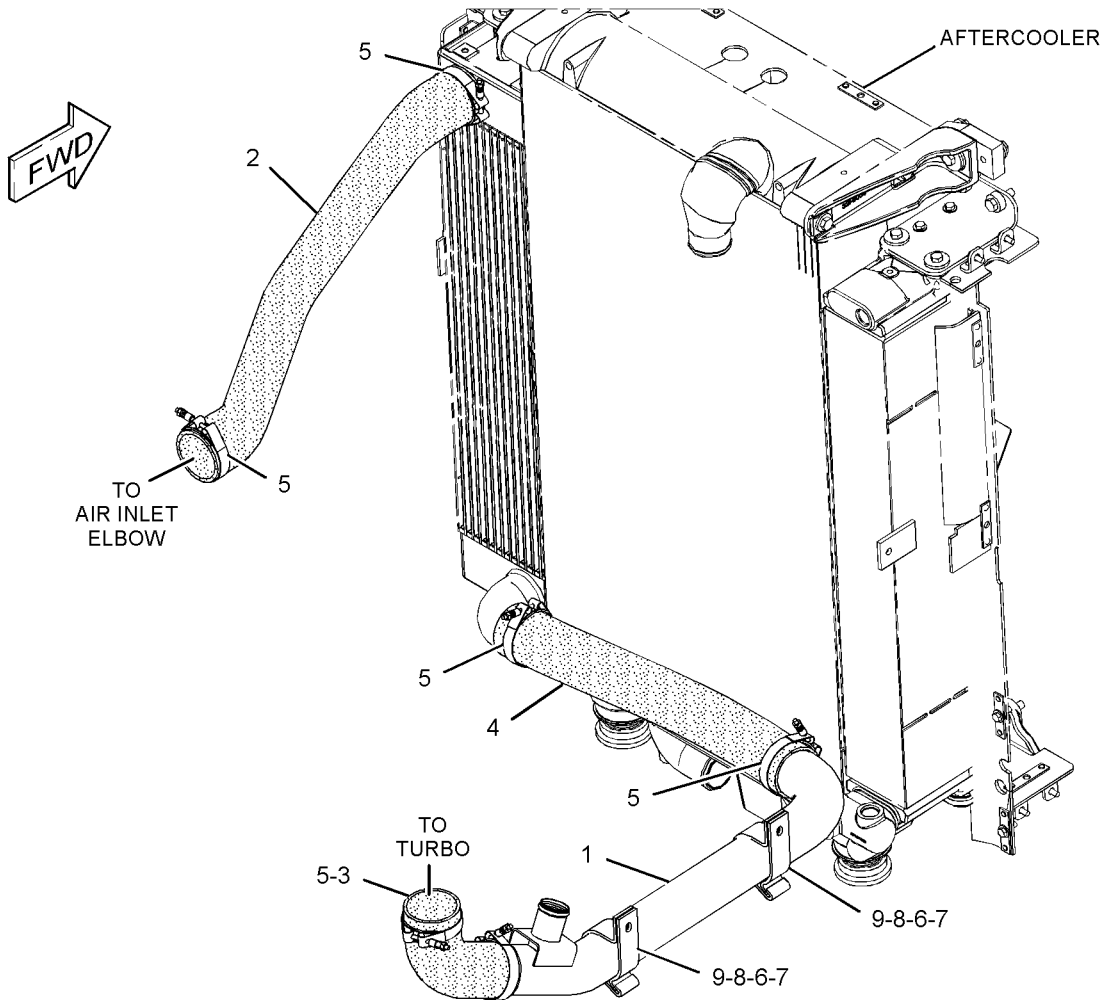
PART OF 324-3060 INSTALLATION AR

SMCS - 1071

I04365144

NOTE	REF NO	GRAPHIC REF	PART NUMBER	QTY	PART NAME						SEE PAGE
					1	2	3	4	5	6 (PRODUCT LEVEL)	
	1	1	321-7961	1	TUBE AS						
	2	1	321-7965	1	HOSE						
	3	1	321-7967	1	HOSE						
	4	1	321-7968	1	HOSE						
	5	1	209-4580	6	CLAMP						
	6	1	7X-7729	2	WASHER (11X25X3-MM THK)						
	7	1	8T-4133	2	NUT (M10X1.5-THD)						
	8	1	9X-2646	2	CLIP (SLOT)						
	9	1	9X-2647	2	CLIP (TAB)						

M-METRIC PART



g02283637

<END>

# AIR INLET AND EXHAUST SYSTEM

## 324-3119 LINES GP-AIR

S/N: PLR1-UP

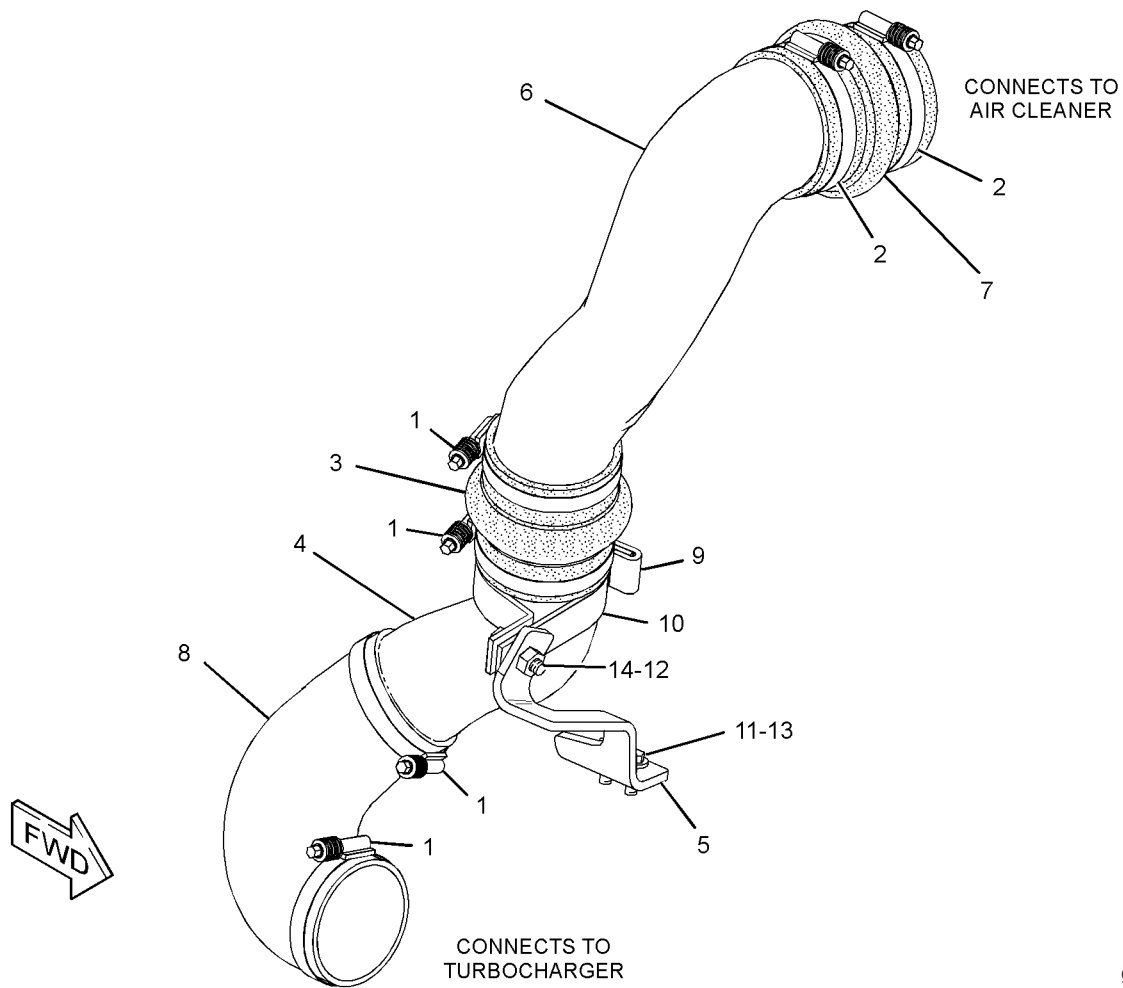
PART OF 324-3060 INSTALLATION AR

SMCS - 1071

104018482

NOTE	REF NO	GRAPHIC REF	PART NUMBER	QTY	PART NAME						SEE PAGE
					1	2	3	4	5	6 (PRODUCT LEVEL)	
	1	1	9X-2201	4	CLAMP-HOSE						
	2	1	9X-6654	2	CLAMP-HOSE						
	3	1	243-1588	1	HOSE						
	4	1	335-3507	1	TUBE						
	5	1	335-3495	1	BRACKET AS						
	6	1	335-3497	1	TUBE AS						
	7	1	335-3498	1	HOSE						
	8	1	243-1589	1	HOSE						
	9	1	6V-6782	1	CLIP (SLOT)						
	10	1	6V-6783	1	CLIP (TAB)						
	11	1	7X-7729	2	WASHER (11X25X3-MM THK)						
	12	1	8T-4184	1	BOLT (M12X1.75X45-MM)						
	13	1	8T-4195	2	BOLT (M10X1.5X30-MM)						
	14	1	8T-4223	1	WASHER-HARD (13.5X25.5X3-MM THK)						

M-METRIC PART



g02275916

GRAPHIC #1

<END>

# AIR INLET AND EXHAUST SYSTEM

**349-6133 LINES GP-AIR - ARD COMBUSTION**

S/N: PLR1-UP

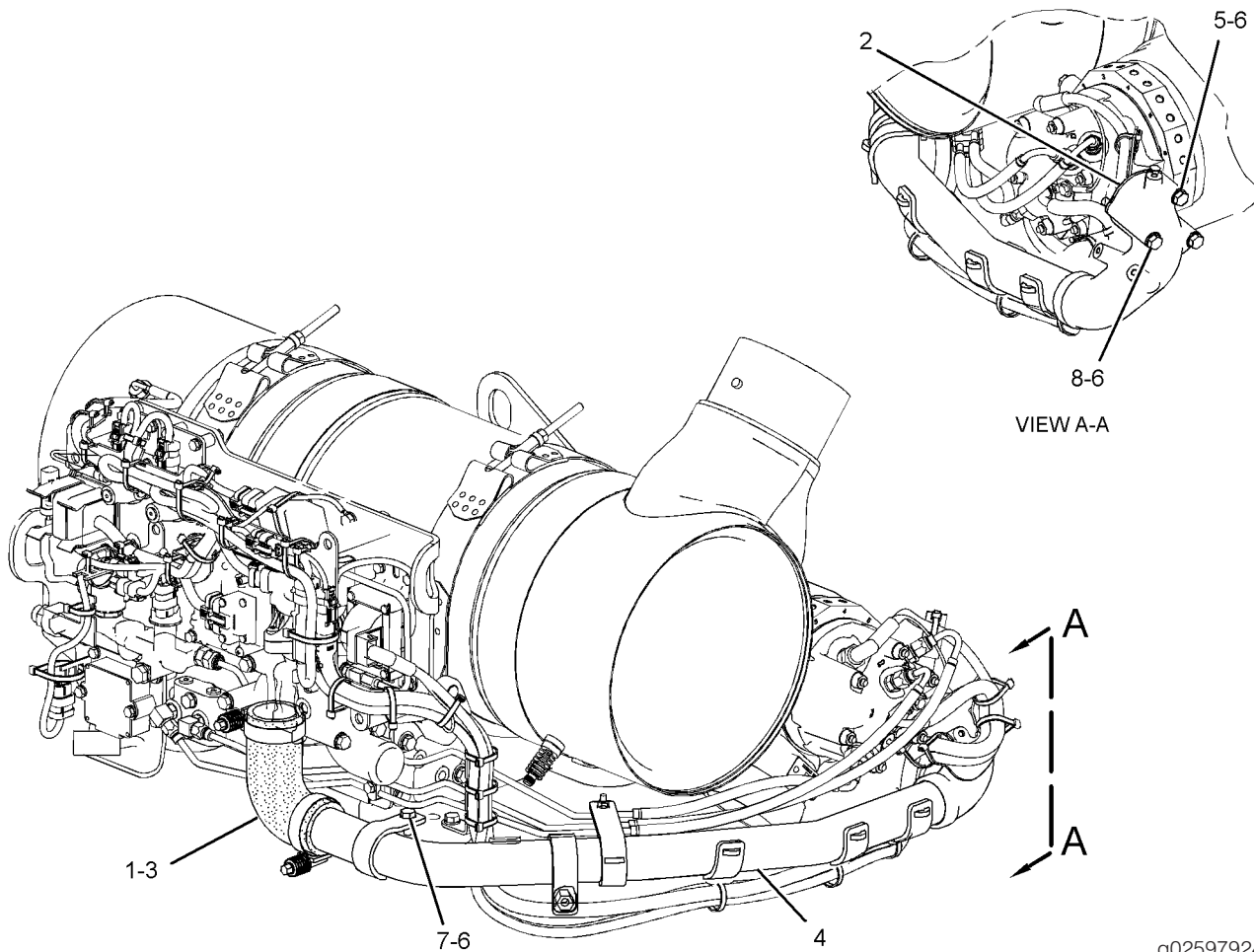
PART OF 362-8790 MODULE AR-CLEAN EMISSIONS

SMCS - 1071

I04405793

NOTE	REF NO	GRAPHIC REF	PART NUMBER	QTY	PART NAME						SEE PAGE
					1	2	3	4	5	6 (PRODUCT LEVEL)	
	1	1	8T-6703	2	CLAMP-HOSE						
	2	1	329-6729	1	GASKET						
	3	1	346-3575	1	HOSE-AIR						
	4	1	349-6132	1	TUBE AS						
	5	1	305-5385	1	BOLT (M8X1.25X50-MM)						
	6	1	311-8366	4	WASHER-HARD (8.8X16X2-MM THK)						
	7	1	344-1192	1	BOLT (M8X1.25X20-MM)						
	8	1	344-1194	2	BOLT (M8X1.25X80-MM)						

M-METRIC PART



GRAPHIC #1

g02597924

<END>



# AIR INLET AND EXHAUST SYSTEM

## 380-8504 LINES GP-AIR

S/N: MME1-UP

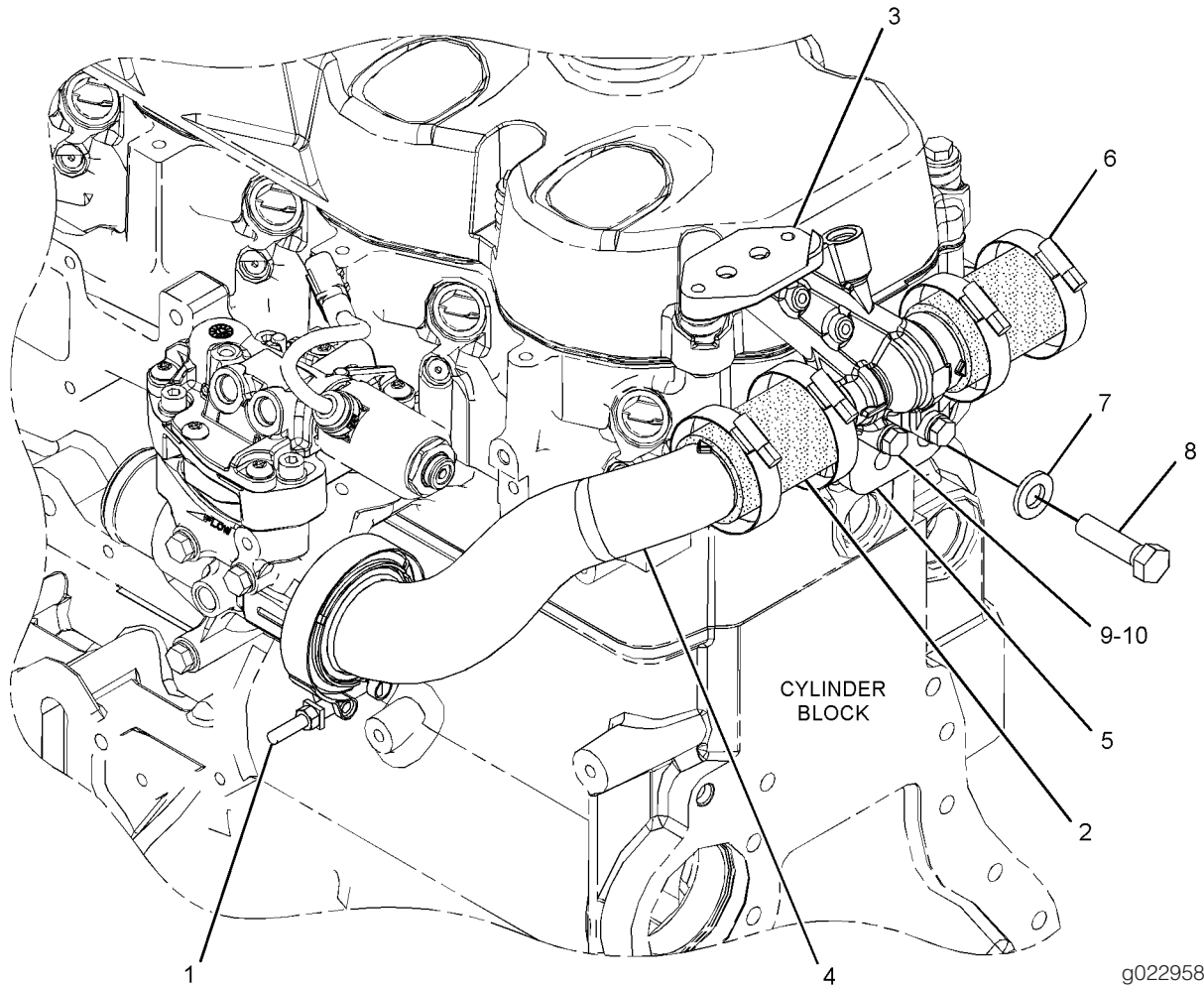
PART OF 364-1558 ENGINE AR-COMplete

SMCS - 1071

104536031

NOTE	REF NO	GRAPHIC REF	PART NUMBER	QTY	PART NAME						SEE PAGE
					1	2	3	4	5	6 (PRODUCT LEVEL)	
	1	1	9N-5085	1	CLAMP						
	2	1	380-8558	2	HOSE						
	3	1	380-8541	1	TUBE-VENTURI						
	4	1	380-8557	1	ELBOW-AIR						
	5	1	353-7160	1	BRACKET AS						
		1	8T-3612	3	NUT-WELD (M8X1.25-THD)						
	6	1	314-7599	4	CLAMP-BAND						
	7	1	5P-8245	2	WASHER-HARD (13.5X25.5X3-MM THK)						
	8	1	6V-5684	2	BOLT (M12X1.75X45-MM)						
	9	1	8T-0100	2	BOLT (M8X1.25X60-MM)						
	10	1	9M-1974	2	WASHER-HARD (8.8X16X2-MM THK)						

M-METRIC PART



GRAPHIC #1

<END>

g02295862

# AIR INLET AND EXHAUST SYSTEM

## 344-4049 LINES GP-EXHAUST - DPF INLET

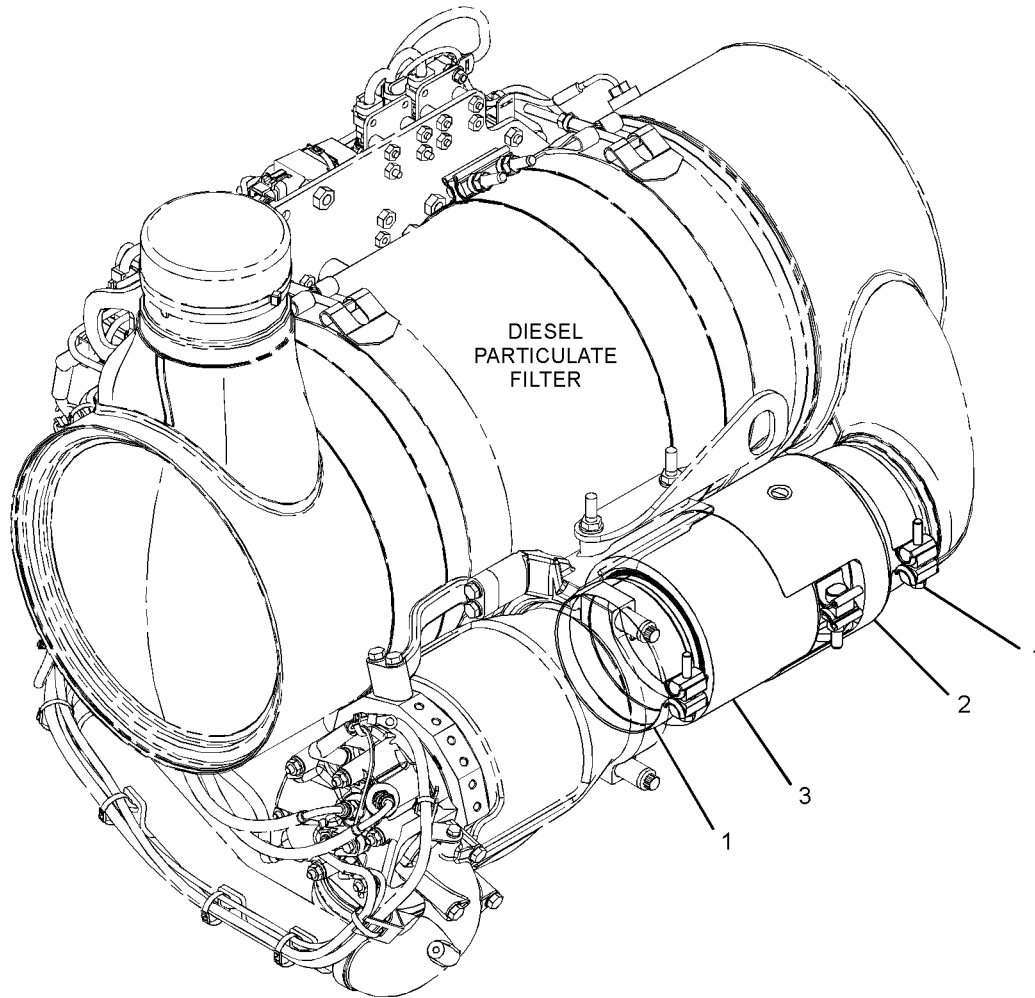
S/N: PLR1-UP

PART OF 362-8790 MODULE AR-CLEAN EMISSIONS

SMCS - 1061

104177529

NOTE	REF NO	GRAPHIC REF	PART NUMBER	QTY	PART NAME						SEE PAGE
					1	2	3	4	5	6 (PRODUCT LEVEL)	
	1	1	346-0335	2	CLAMP-BAND						
	2	1	357-6061	1	SHIELD AS-HEAT						
	3	1	357-6067	1	BELLOWS AS						



GRAPHIC #1

g02300213

<END>

# AIR INLET AND EXHAUST SYSTEM

## 324-3118 LINES GP-EXHAUST COMBUSTION

S/N: PLR1-UP

PART OF 324-3060 INSTALLATION AR

SMCS - 108E

104366151

NOTE	REF NO	GRAPHIC REF	PART NUMBER	QTY	PART NAME						SEE PAGE
					1	2	3	4	5	6 (PRODUCT LEVEL)	
	1	1	288-6303	4	CLAMP-FUEL LINE						
	2	1	332-9512	1	HOSE AS						
	3	1	332-9513	1	HOSE AS						
	4	1	332-9514	1	HOSE AS						
	5	1	370-6041	1	TUBE AS						
	6	1	349-4311	1	BRACKET AS						
	7	1	349-4312	1	BRACKET AS						
	8	1	350-3838	1	TUBE AS						
	9	1	350-4030	1	HOSE						
	10	1	353-5139	1	ADAPTER AS						
		1	8T-0075	1	CONNECTOR						
		1	214-7568	1	SEAL-O-RING						
		1	228-7089	1	SEAL-O-RING						
	11	1	121-4345	2	SEAL-O-RING						
	12	1	132-7551	1	SPACER (11X19X6-MM THK)						
	13	1	148-8328	1	CONNECTOR AS						
		1	6V-8633	1	CONNECTOR						
		1	6V-8398	1	SEAL-O-RING						
		1	3D-2824	1	SEAL-O-RING						
	14	1	148-8419	1	REDUCER AS						
		1	6V-8935	1	REDUCER-O-RING						
		1	4J-5477	1	SEAL-O-RING						
	15	1	198-4777	2	WASHER-HARD (11X25X10-MM THK)						
C	16	1	1S-6420	1	CLIP						
	17	1	351-0277	2	CONNECTOR AS (EACH INCLUDES)						
		1	6V-8647	1	CONNECTOR						
		1	6V-9027	1	SEAL-O-RING						
		1	121-4345	1	SEAL-O-RING						
	19	1	6V-7357	4	BOLT (M6X1X25-MM)						
	20	1	6V-8554	1	NUT (13/16-16-THD)						
	23	1	8M-2772	1	CLIP						
C	24	1	8T-4121	1	WASHER-HARD (11X21X2.5-MM THK)						
	25	1	8T-4136	3	BOLT (M10X1.5X25-MM)						
C	26	1	8T-4137	1	BOLT (M10X1.5X20-MM)						
	27	1	9M-0164	2	CLAMP-HOSE						
	28	1	9X-8256	4	WASHER (6.6X12X2-MM THK)						
	29	1	148-8316	1	CONNECTOR AS						
		1	6V-8647	1	CONNECTOR						
		1	3J-7354	1	SEAL-O-RING						
		1	4J-5477	1	SEAL-O-RING						

C-CHANGE FROM PREVIOUS TYPE

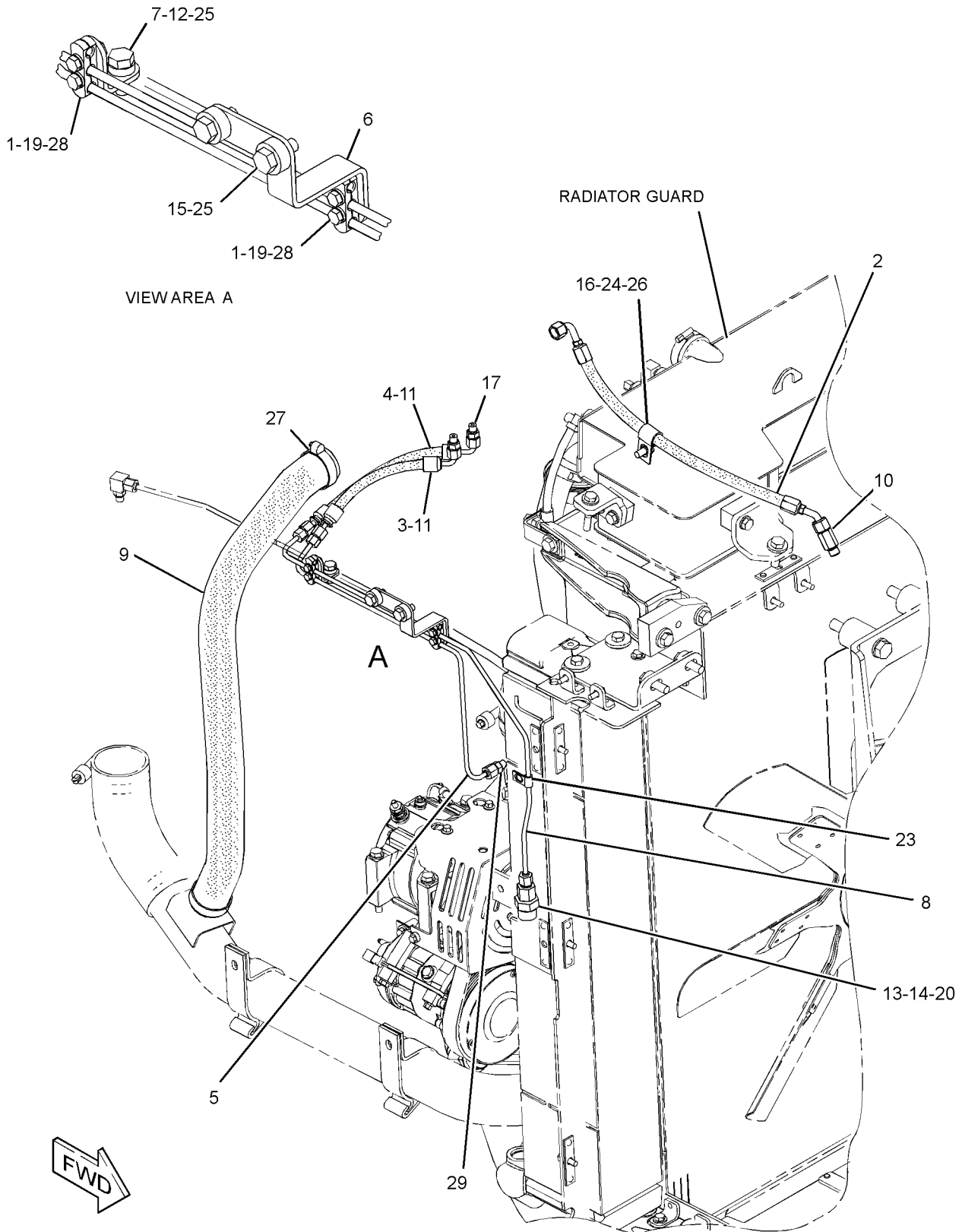
I-REFER TO HYDRAULIC INFORMATION SYSTEM

M-METRIC PART

# AIR INLET AND EXHAUST SYSTEM

324-3118 LINES GP-EXHAUST COMBUSTION (contd.)

i04366151



GRAPHIC #1

g02524838

<END>

# AIR INLET AND EXHAUST SYSTEM

## 355-8474 LINES GP-EXHAUST COMBUSTION

S/N: PLR1-UP

PART OF 362-8790 MODULE AR-CLEAN EMISSIONS

SMCS - 108E

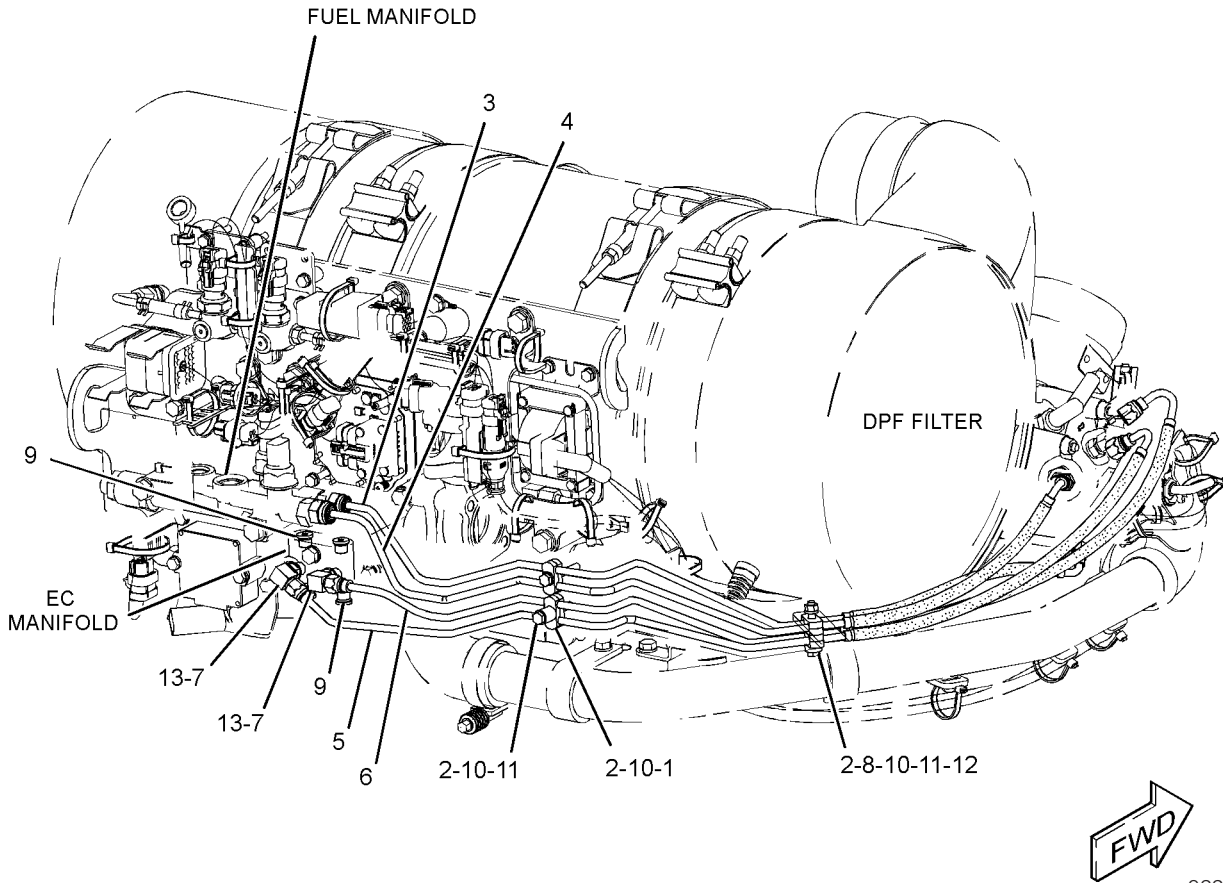
104033333

NOTE	REF NO	GRAPHIC REF	PART NUMBER	QTY	PART NAME						SEE PAGE
					1	2	3	4	5	6 (PRODUCT LEVEL)	
	1	1	127-1991	1	SPACER (8.2X13X15-MM THK)						
	2	1	288-8580	8	CLAMP-FUEL LINE						
	3	1	329-7928	1	HOSE AS						
	4	1	351-9984	1	HOSE AS						
	5	1	352-9191	1	HOSE AS						
	6	1	352-9192	1	HOSE AS						
	7	1	030-7946	2	ELBOW						
	8	1	198-4764	1	WASHER-HARD (6.6X15X0.5-MM THK)						
	9	1	304-8008	4	PLUG AS (EACH INCLUDES)						
		1	6V-9027	1	SEAL-O-RING						
		1	9S-8002	1	PLUG-O-RING						
	10	1	344-1198	3	BOLT (M6X1X45-MM)						
	11	1	344-1200	2	WASHER-HARD (6.6X12X2-MM THK)						
	12	1	344-5673	1	NUT (M6X1-THD)						
	13	1	6V-9027	2	SEAL-O-RING						

# AIR INLET AND EXHAUST SYSTEM

355-8474 LINES GP-EXHAUST COMBUSTION (contd.)

i04033333



GRAPHIC #1

<END>

g02288453

# AIR INLET AND EXHAUST SYSTEM

## 348-0832 LINES GP-TURBOCHARGER AIR

S/N: MME1-UP

FOR USE WITH MIXER ORIENTATION WITH INLET UP, TURBO WITH EXHAUST FORWARD, BALANCE VALVE ACTUATOR  
WITH PORT FACING UP AND TOWARDS ENGINE

PART OF 364-1558 ENGINE AR-COMplete

SMCS - 1052

SMCS - 1071

103963449

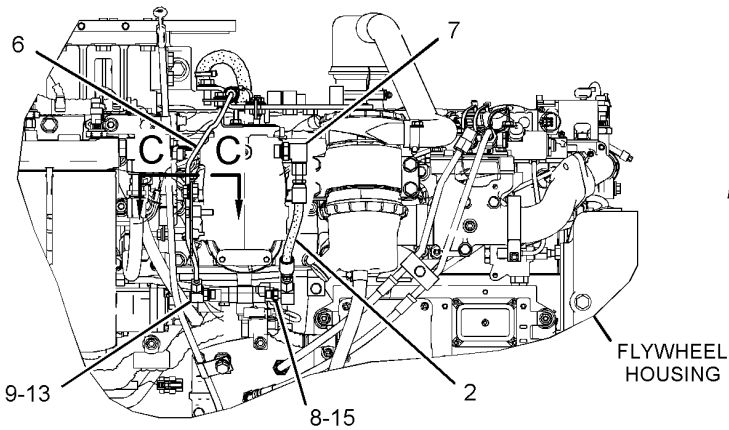
NOTE	REF NO	GRAPHIC REF	PART NUMBER	QTY	PART NAME						SEE PAGE
					1	2	3	4	5	6 (PRODUCT LEVEL)	
	1	1	317-7012	2	CLAMP-BAND						
	2	1	286-5236	1	HOSE AS						
	3	1	348-5222	1	BRACKET AS						
		1	8T-3612	1	NUT-WELD (M8X1.25-THD)						
	4	1	350-0054	1	BRACKET AS						
		1	8T-3490	2	NUT-WELD (M10X1.5-THD)						
		1	8T-3612	2	NUT-WELD (M8X1.25-THD)						
		1	9R-2672	1	BOSS-THREADED (M10X1.5-THD)						
	5	1	358-9091	1	BRACKET AS						
		1	5G-4313	1	SPACER (10.34X15.88X12-MM THK)						
		1	8T-3490	1	NUT-WELD (M10X1.5-THD)						
	6	1	359-4283	1	TUBE AS						
	7	1	353-5102	1	FITTING AS-ELBOW						
		1	005-4362	1	ELBOW						
		1	238-5080	1	SEAL-O-RING						
	8	1	214-7566	1	SEAL-O-RING						
	9	1	214-7567	1	SEAL-O-RING						
	10	1	337-9073	2	CLIP						
	11	1	345-3350	1	CLIP						
	12	1	3E-4353	2	WASHER-HARD (11X25X3-MM THK)						
	13	1	3N-1294	1	ELBOW						
	14	1	4H-8878	1	CLIP						
	15	1	5P-2645	1	ELBOW						
	16	1	5P-7970	1	NUT (M8X1.25-THD)						
	17	1	6V-1820	2	BOLT (M10X1.5X30-MM)						
	18	1	6V-5218	1	BOLT (M8X1.25X35-MM)						
	19	1	6V-5839	1	WASHER (11X21X2.5-MM THK)						
	20	1	6V-8212	1	BOLT (M10X1.5X16-MM)						
	21	1	8T-4189	2	BOLT (M8X1.25X20-MM)						
	22	1	8T-4200	1	BOLT (M8X1.25X16-MM)						
	23	1	8T-4224	3	WASHER-HARD (8.8X16X2-MM THK)						
	24	1	290-1993	2	STRAP-CABLE						
	25	1	178-3336	3	NUT-HEX FLANGE (M8X1.25-THD)						
	26	1	9M-1974	2	WASHER-HARD (8.8X16X2-MM THK)						
E	27	1	337-4178		HOSE (57-CM)						
E	28	1	330-4374		SLEEVE (57-CM)						

E-ORDER BY THE CENTIMETER  
I-REFER TO HYDRAULIC INFORMATION SYSTEM  
M-METRIC PART

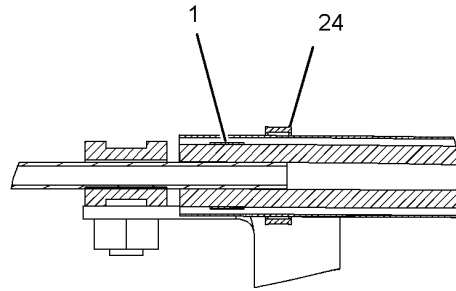
# AIR INLET AND EXHAUST SYSTEM

348-0832 LINES GP-TURBOCHARGER AIR (contd.)

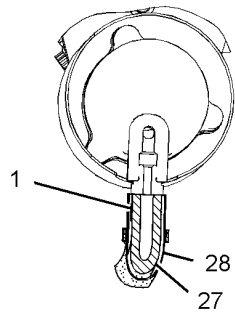
i03963449



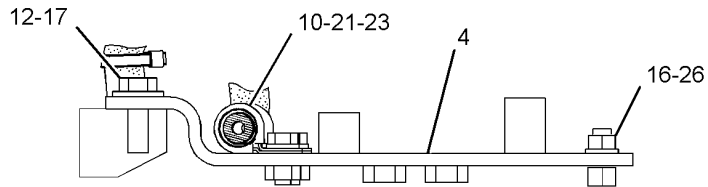
LEFT SIDE VIEW OF ENGINE



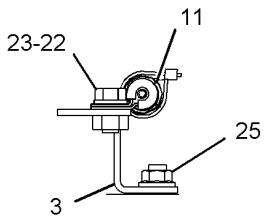
SECTION B-B



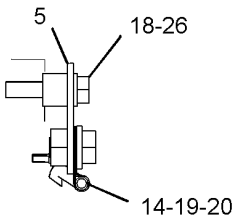
SECTION F-F



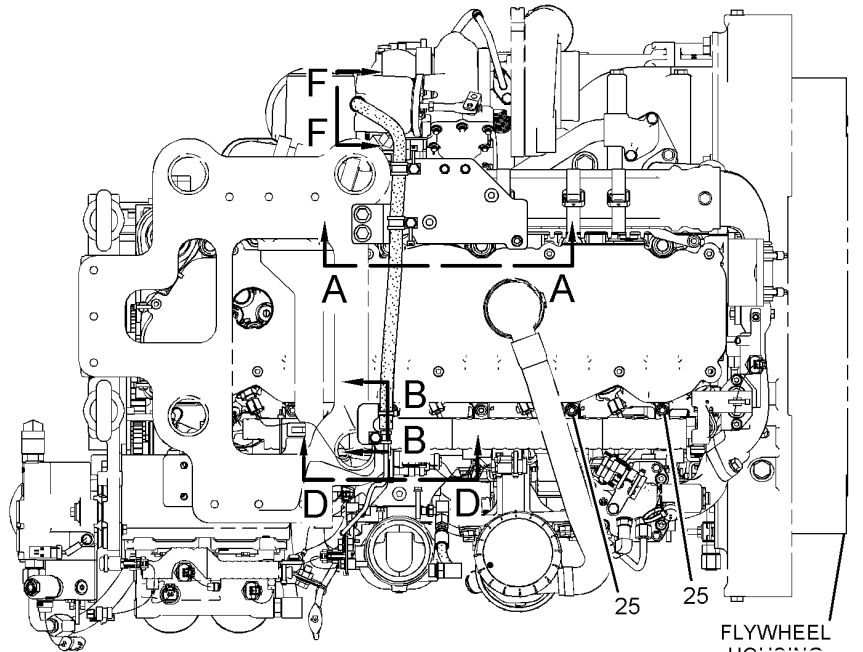
SECTION A-A



SECTION D-D



SECTION C-C  
GRAPHIC #1



TOP VIEW OF ENGINE

<END>



# AIR INLET AND EXHAUST SYSTEM

## 343-0583 MANIFOLD GP-EXHAUST

S/N: MME1-UP

FOR USE WITH MID MOUNT TURBO CONFIGURATION, FRONT FACING EXHAUST APPLICATION

CANNOT BE USED WITH REAR FACING EXHAUST APPLICATION

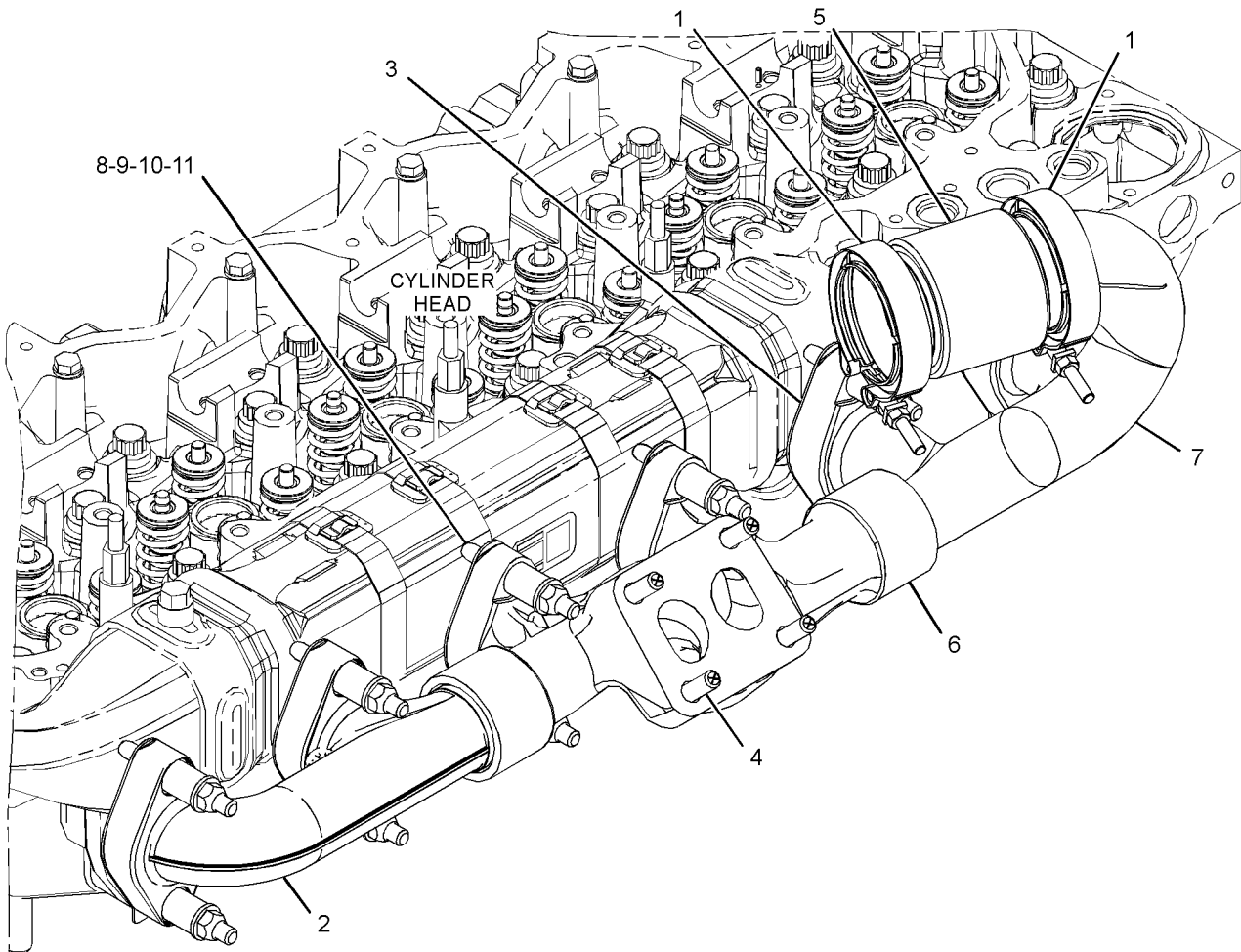
PART OF 364-1558 ENGINE AR-COMplete

SMCS - 1059

104059901

NOTE	REF NO	GRAPHIC REF	PART NUMBER	QTY	PART NAME						SEE PAGE
					1	2	3	4	5	6 (PRODUCT LEVEL)	
	1	1	9N-5085	2	CLAMP						
	2	1	161-3398	1	MANIFOLD-EXHAUST						
	3	1	161-3411	6	GASKET						
	4	1	245-9750	4	STUD-TAPERLOCK (M10X1.5X50-MM)						
	5	1	324-9290	1	BELLOWS AS						
	6	1	347-9445	1	MANIFOLD-EXHAUST						
	7	1	349-9672	1	MANIFOLD-EXHAUST						
	8	1	116-3715	12	STUD-TAPERLOCK (M10X1.5X85-MM)						
	9	1	4P-4369	12	SPACER (12X19X23.5-MM THK)						
	10	1	6V-5839	12	WASHER (11X21X2.5-MM THK)						
	11	1	9X-6620	12	LOCKNUT (M10X1.5-THD)						

M-METRIC PART



g02315901

GRAPHIC #1

<END>

# AIR INLET AND EXHAUST SYSTEM

## 336-5043 MANIFOLD GP-EXHAUST COMBUSTION

S/N: PLR1-UP

AFTERTREATMENT REGENERATION DEVICE

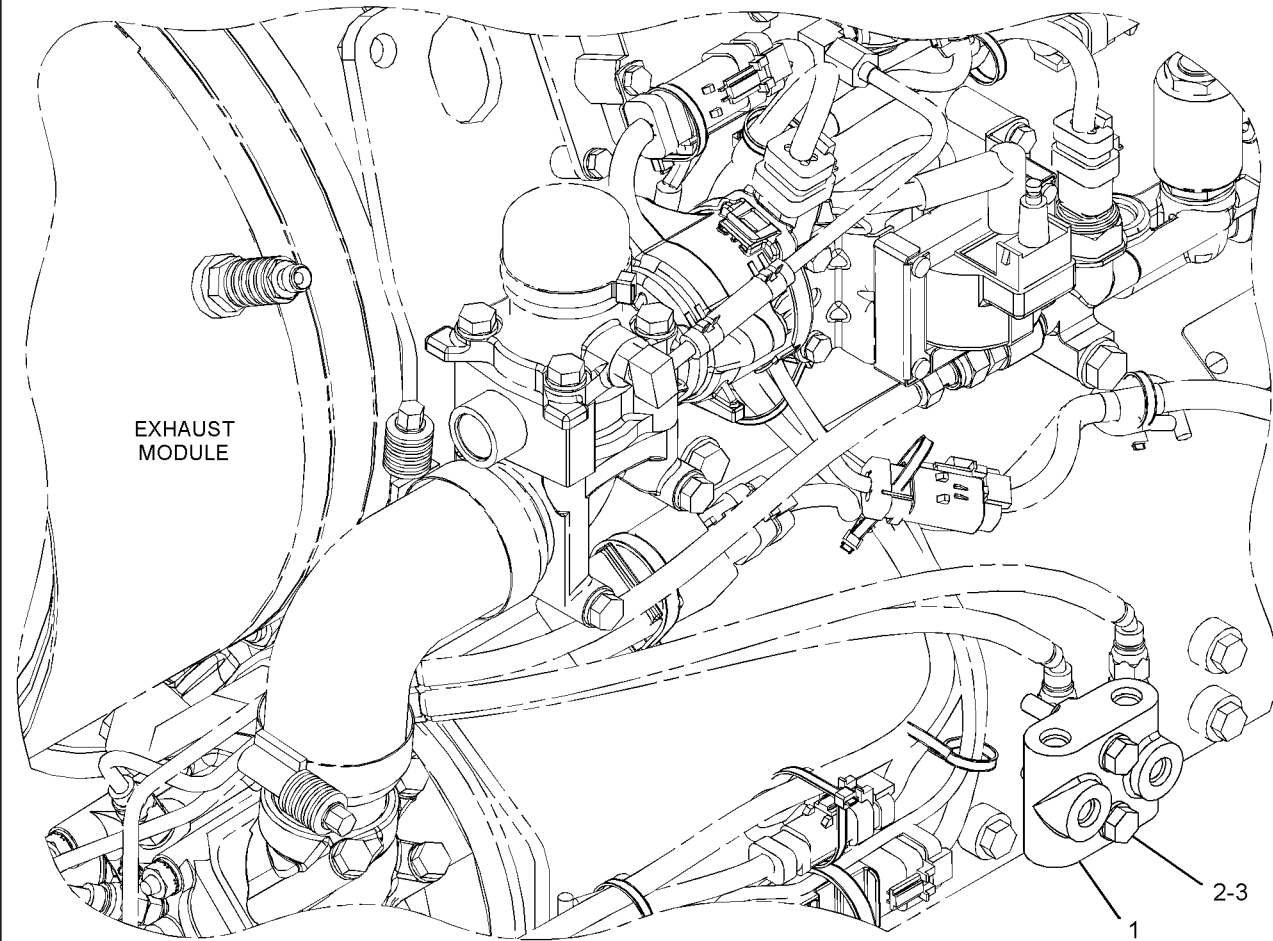
PART OF 362-8790 MODULE AR-CLEAN EMISSIONS

SMCS - 3206

103865432

NOTE	REF NO	GRAPHIC REF	PART NUMBER	QTY	PART NAME						SEE PAGE
					1	2	3	4	5	6 (PRODUCT LEVEL)	
	1	1	343-3873	1	MANIFOLD						
	2	1	305-5385	2	BOLT (M8X1.25X50-MM)						
	3	1	311-8366	2	WASHER-HARD (8.8X16X2-MM THK)						

M-METRIC PART



g02164297

GRAPHIC #1

<END>

# AIR INLET AND EXHAUST SYSTEM

## 340-7240 MANIFOLD GP-INLET

S/N: MME1-UP

PART OF 365-5456 ELBOW GP-AIR INLET

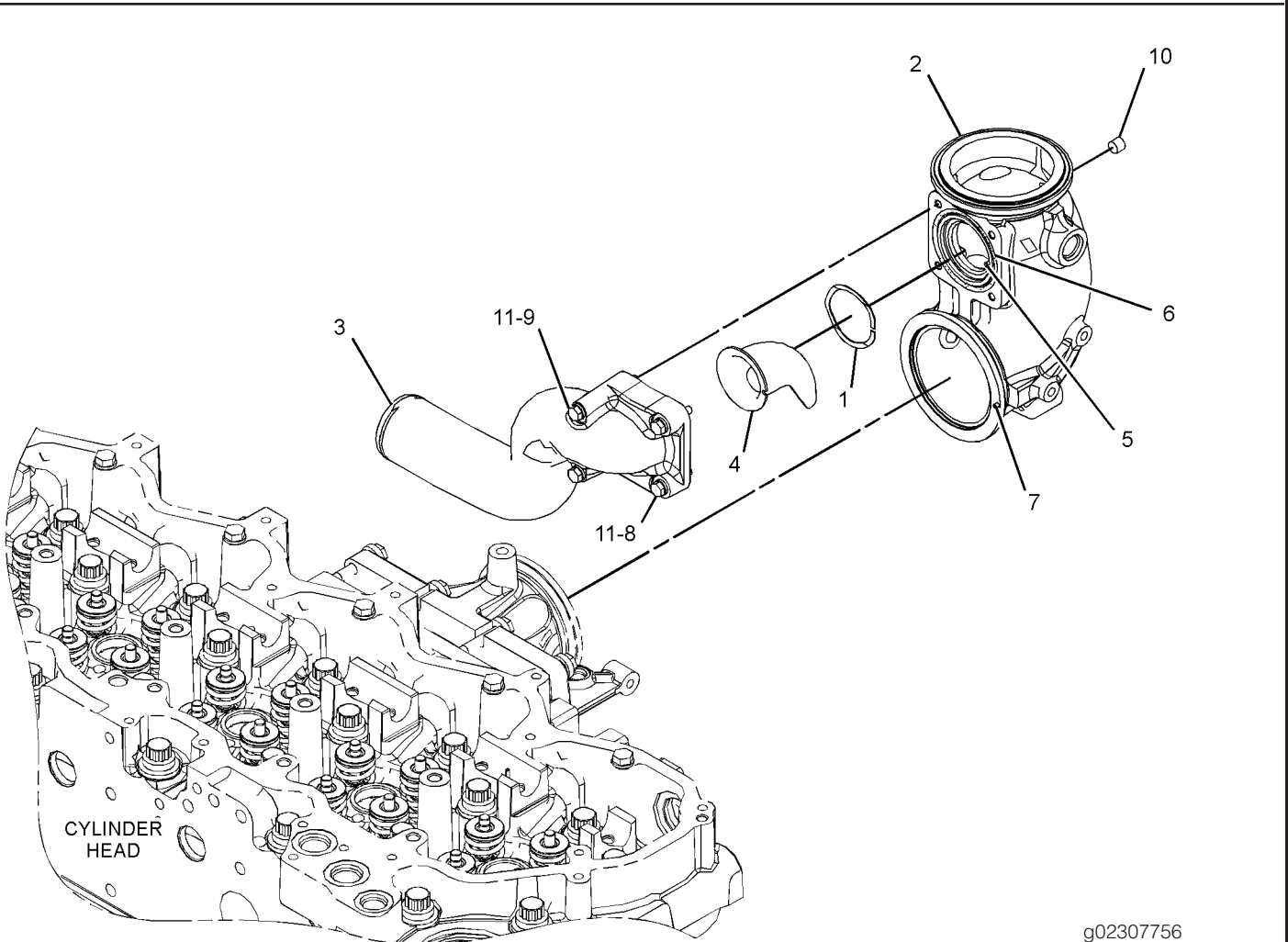
SMCS - 1058

SMCS - 1090

104476349

NOTE	REF NO	GRAPHIC REF	PART NUMBER	QTY	PART NAME						SEE PAGE
					1	2	3	4	5	6 (PRODUCT LEVEL)	
	1	1	340-7220	1	RING						
	2	1	340-7229	1	MANIFOLD						
	3	1	340-7231	1	TUBE						
	4	1	347-9478	1	TUBE						
	5	1	1W-6448	1	DOWEL						
	6	1	5P-4892	1	SEAL-O-RING						
	7	1	6D-9953	1	PIN-SPRING						
	8	1	8T-0640	2	BOLT (M6X1X30-MM)						
	9	1	8T-5066	2	BOLT (M6X1X60-MM)						
	10	1	8T-6757	1	PLUG-PIPE						
	11	1	9X-8267	4	WASHER (6.6X12X2-MM THK)						

M-METRIC PART



g02307756

GRAPHIC #1

<END>

# AIR INLET AND EXHAUST SYSTEM

## 344-8267 MANIFOLD GP-INLET

S/N: MME1-UP

PART OF 364-1558 ENGINE AR-COMplete

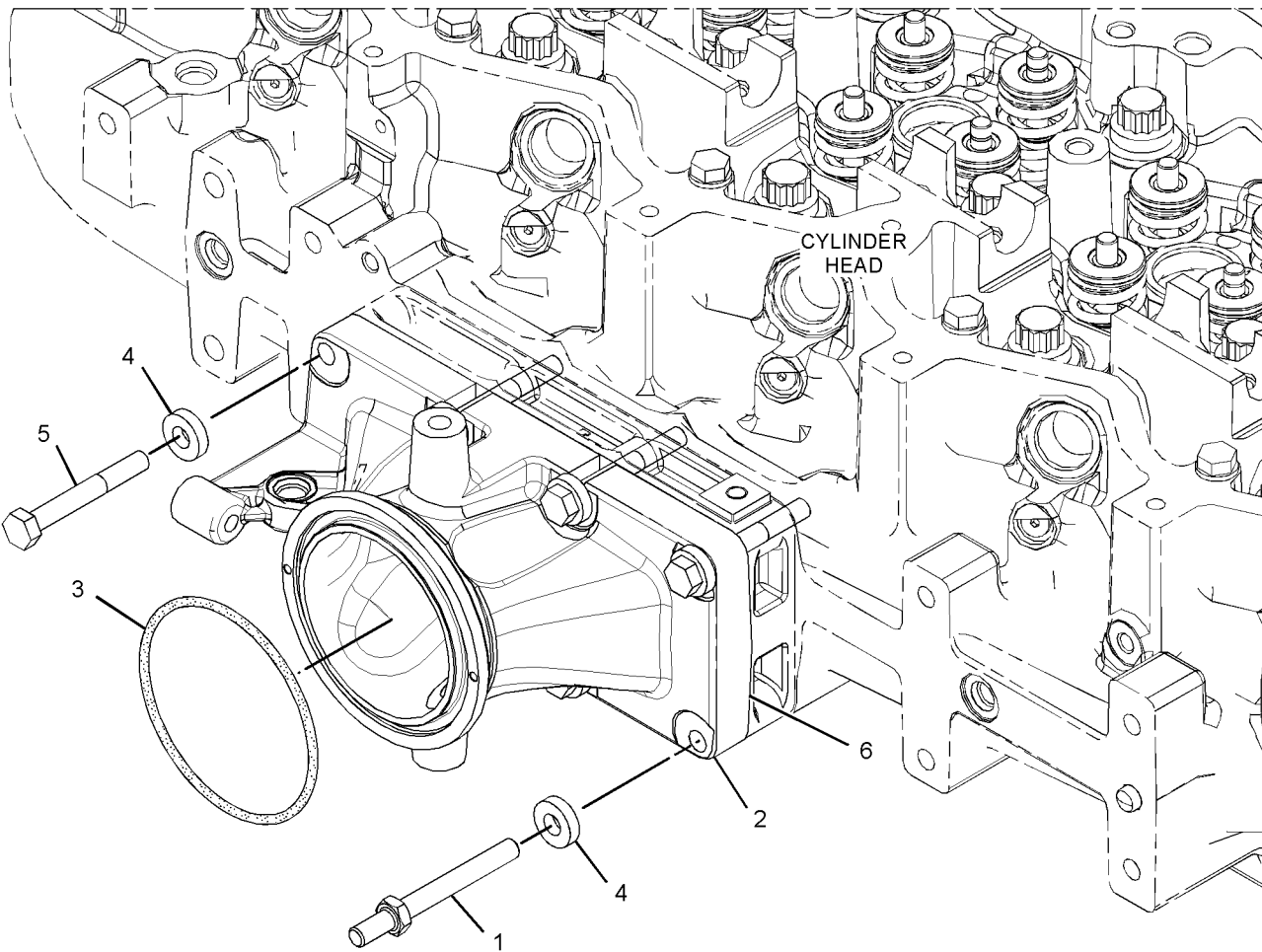
SMCS - 1058

SMCS - 1090

I03892750

NOTE	REF NO	GRAPHIC REF	PART NUMBER	QTY	PART NAME						SEE PAGE
					1	2	3	4	5	6 (PRODUCT LEVEL)	
	1	1	131-0353	1	STUD (M8X1.25X82.75-MM)						
	2	1	344-8268	1	MANIFOLD						
	3	1	6V-8001	1	SEAL-O-RING						
	4	1	7S-6369	8	WASHER (0.344X0.75X0.188-IN THK)						
	5	1	8T-0100	7	BOLT (M8X1.25X60-MM)						
B	6	1	1U-8846	1	8C-8422 SEALANT-GASKET						

B-USE AS REQUIRED  
M-METRIC PART



g02150065

GRAPHIC #1

<END>

# AIR INLET AND EXHAUST SYSTEM

## 362-8790 MODULE AR-CLEAN EMISSIONS

S/N: PLR1-UP

PART OF 337-4256 MODULE AR-ENGINE & CEM

SMCS - 1050

104367053

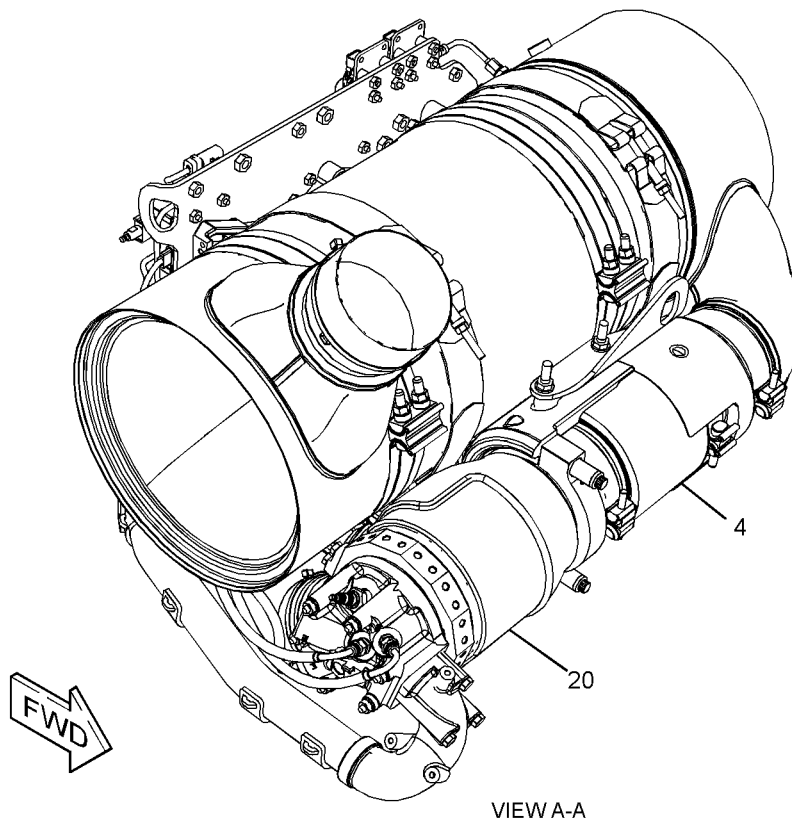
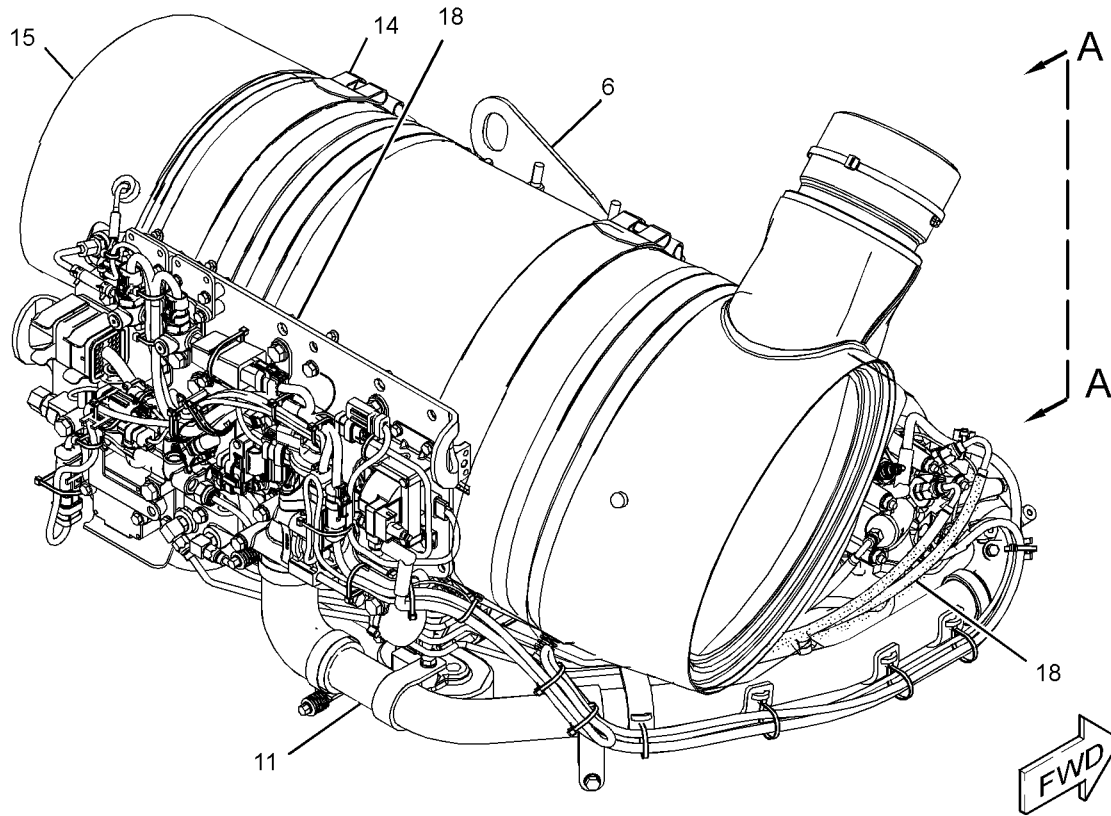
NOTE	REF NO	GRAPHIC REF	PART NUMBER	QTY	PART NAME						SEE PAGE
					1	2	3	4	5	6 (PRODUCT LEVEL)	
Y	1	2	336-5012	1	MODULE & MTG GP-CONTROL (ARD COMBUSTION AIR)						216
Y	2	2	336-5043	1	MANIFOLD GP-EXHAUST COMBUSTION (AFTERTREATMENT REGEN DEVICE)126						
Y	3	2	343-3868	1	COIL GP-IGNITION (ARD COMBUSTION)						196
Y	4	1	344-4049	1	LINES GP-EXHAUST (DPF INLET)						118
Y	5	2	345-0498	1	VALVE & MTG GP-AIR CONTROL (ARD COMBUSTION)						144
Y	6	1	345-9176	1	LIFTING GP-CEM						113
Y	7	2	346-0228	1	RELAY GP (ARD NOZZLE HEATER)						222
Y	9	2	347-1932	1	MANIFOLD & MTG GP-FUEL (AFTERTREATMENT REGEN DEVICE)						162
Y	11	1	349-6133	1	LINES GP-AIR (ARD COMBUSTION)						116
Y	12	2	354-3545	1	RESTRICTOR GP-EXHAUST						136
Y	13	2	355-8474	1	LINES GP-EXHAUST COMBUSTION						121
Y	14	1	357-2725	1	STRAP GP-MOUNTING						139
Y	15	1	358-3654	1	FILTER GP-DIESEL PARTICULATE						108
Y	16	2	362-8917	1	SENSOR & MTG GP-PRESSURE						223
Y	17	2	362-8943	2	ANTENNA GP-SOOT						189
Y	18	1	362-8953	1	SUPPORT & MOUNTING GP (EXHAUST MODULE)						140
Y	19	2	363-0648	1	WIRING GP-CEM						260
Y	20	1	364-9029	1	COMBUSTION & MTG GP-EXHAUST						100
Y	21	2	365-4738	1	FRAME GP-MOUNTING						110

Y-SEPARATE ILLUSTRATION

# AIR INLET AND EXHAUST SYSTEM

362-8790 MODULE AR-CLEAN EMISSIONS (contd.)

i04367053



GRAPHIC #1

VIEW A-A

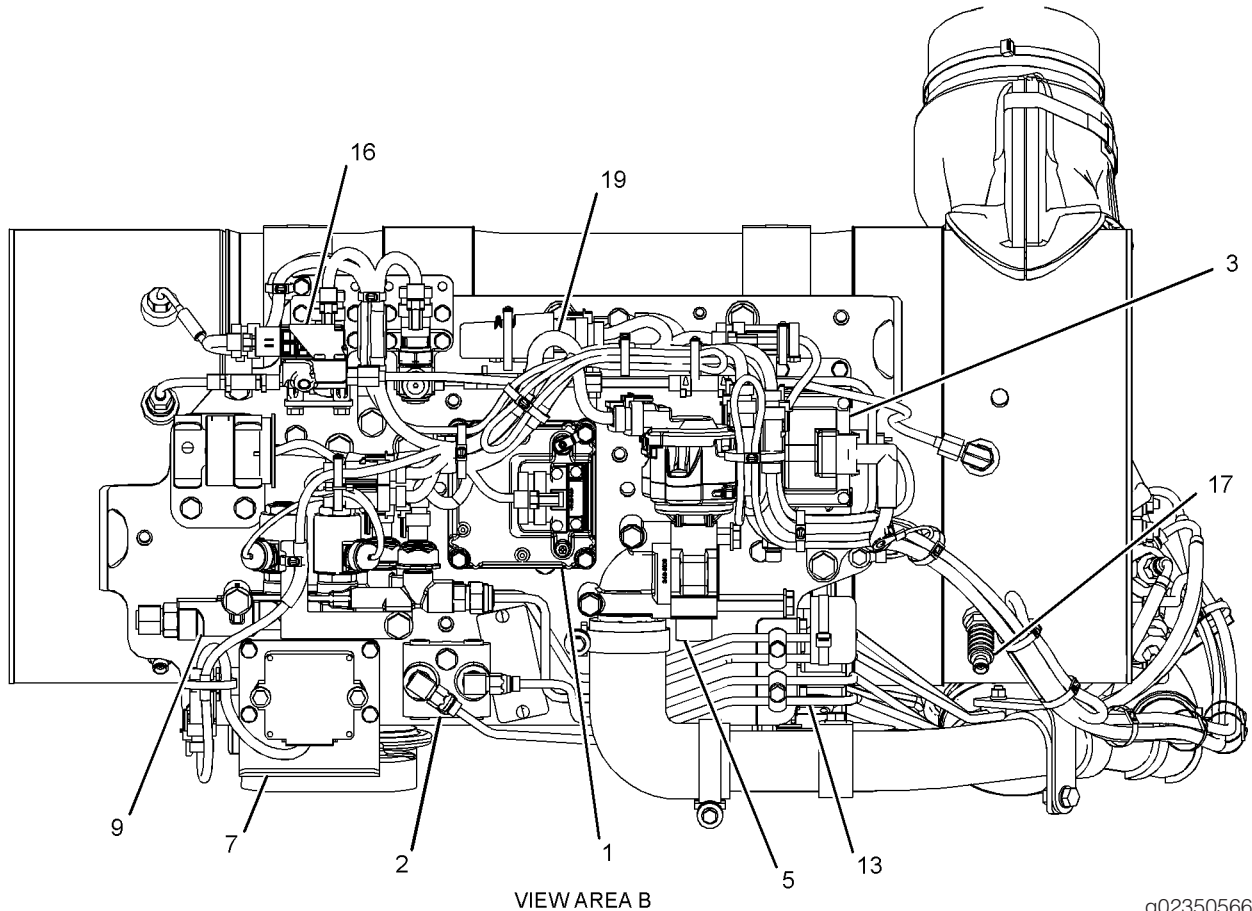
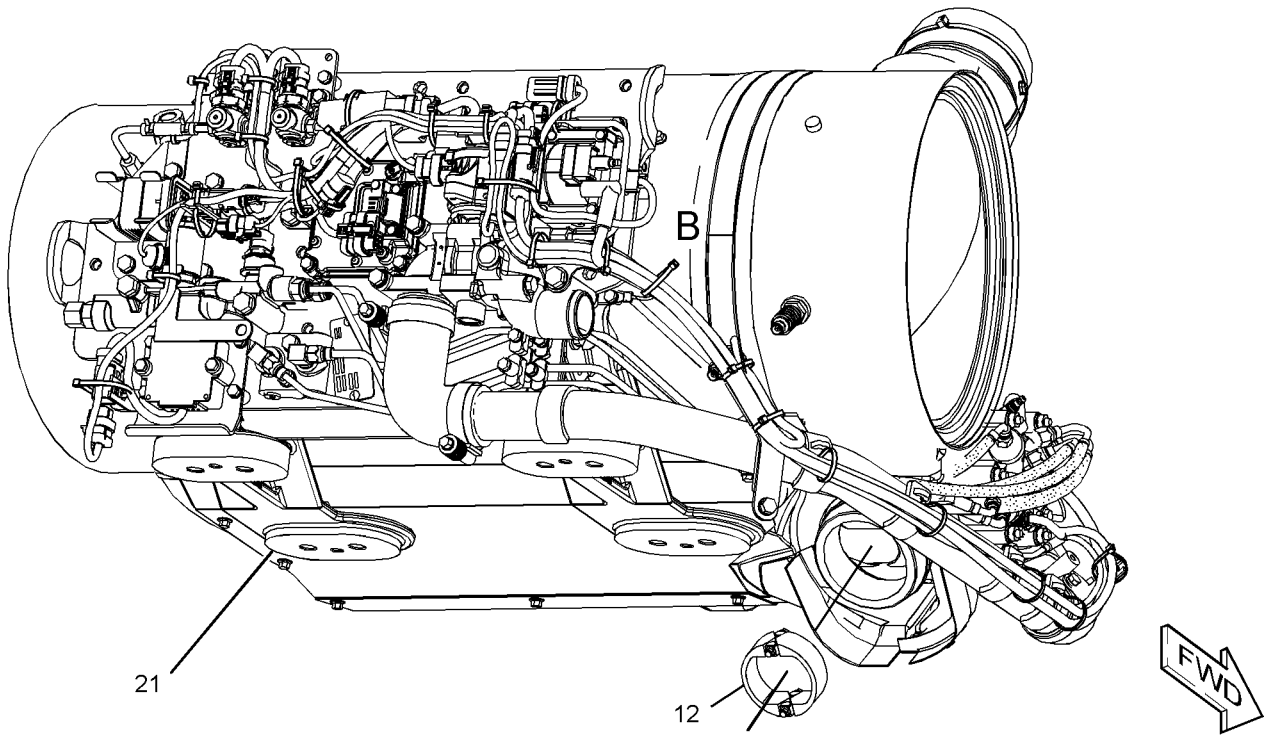
g02336099



# AIR INLET AND EXHAUST SYSTEM

362-8790 MODULE AIR-CLEAN EMISSIONS (contd.)

i04367053



GRAPHIC #2

<END>

g02350566

# AIR INLET AND EXHAUST SYSTEM

## 356-2518 MOUNTING GP-CEM

S/N: MME1-UP

PART OF 364-1558 ENGINE AR-COMplete

SMCS - 1050

I04081811

NOTE	REF NO	GRAPHIC REF	PART NUMBER	QTY	PART NAME						SEE PAGE
					1	2	3	4	5	6 (PRODUCT LEVEL)	
	1	1	138-7574	1	BRACKET-LINK						
	2	1	346-6592	1	BRACKET-MOUNTING						
	3	1	346-6595	1	BRACKET-MOUNTING						
	4	1	348-9067	1	BRACKET-SUPPORT						
	5	1	350-1537	2	SHIM (0.15-MM THK)						
	6	1	353-9476	1	BRACKET AS						
		1	217-8973	3	BUSHING						
	7	1	354-0799	1	PLATE						
	8	1	354-2750	1	BRACKET-SUPPORT						
	9	1	354-2751	1	BRACKET-SUPPORT						
	10	1	5P-8245	26	WASHER-HARD (13.5X25.5X3.0-MM THK)						
	11	1	6V-5220	3	BOLT (M8X1.25X65-MM)						
	12	1	6V-5684	4	BOLT (M12X1.75X45-MM)						
	13	1	6V-5839	9	WASHER (11X21X2.5-MM THK)						
	14	1	6V-5843	3	BOLT (M10X1.5X45-MM)						
	15	1	6V-8197	14	BOLT (M12X1.75X40-MM)						
	16	1	6V-8200	2	BOLT-SOCKET HEAD (M12X1.75X35-MM)						
	17	1	6V-8675	6	BOLT (M12X1.75X35-MM)						
	18	1	8C-6913	1	WASHER-HARD (24X41.5X4-MM THK)						
	19	1	8T-0271	2	BOLT-SOCKET HEAD (M10X1.5X35-MM)						
	20	1	8T-0643	4	BOLT (M10X1.5X80-MM)						
	21	1	8T-9400	1	BOLT (7/8-9X2.5-IN)						
	22	1	9M-1974	3	WASHER-HARD (8.8X16X2-MM THK)						

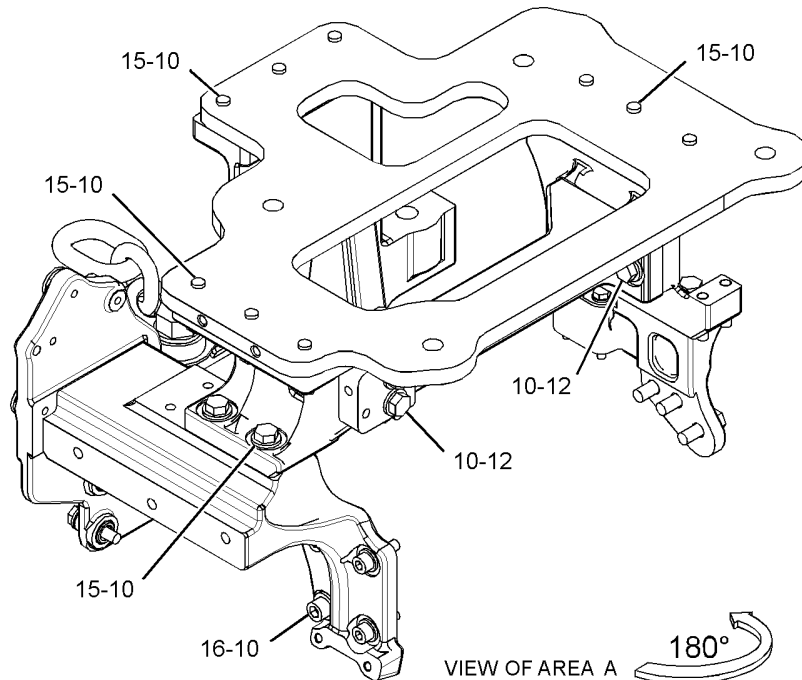
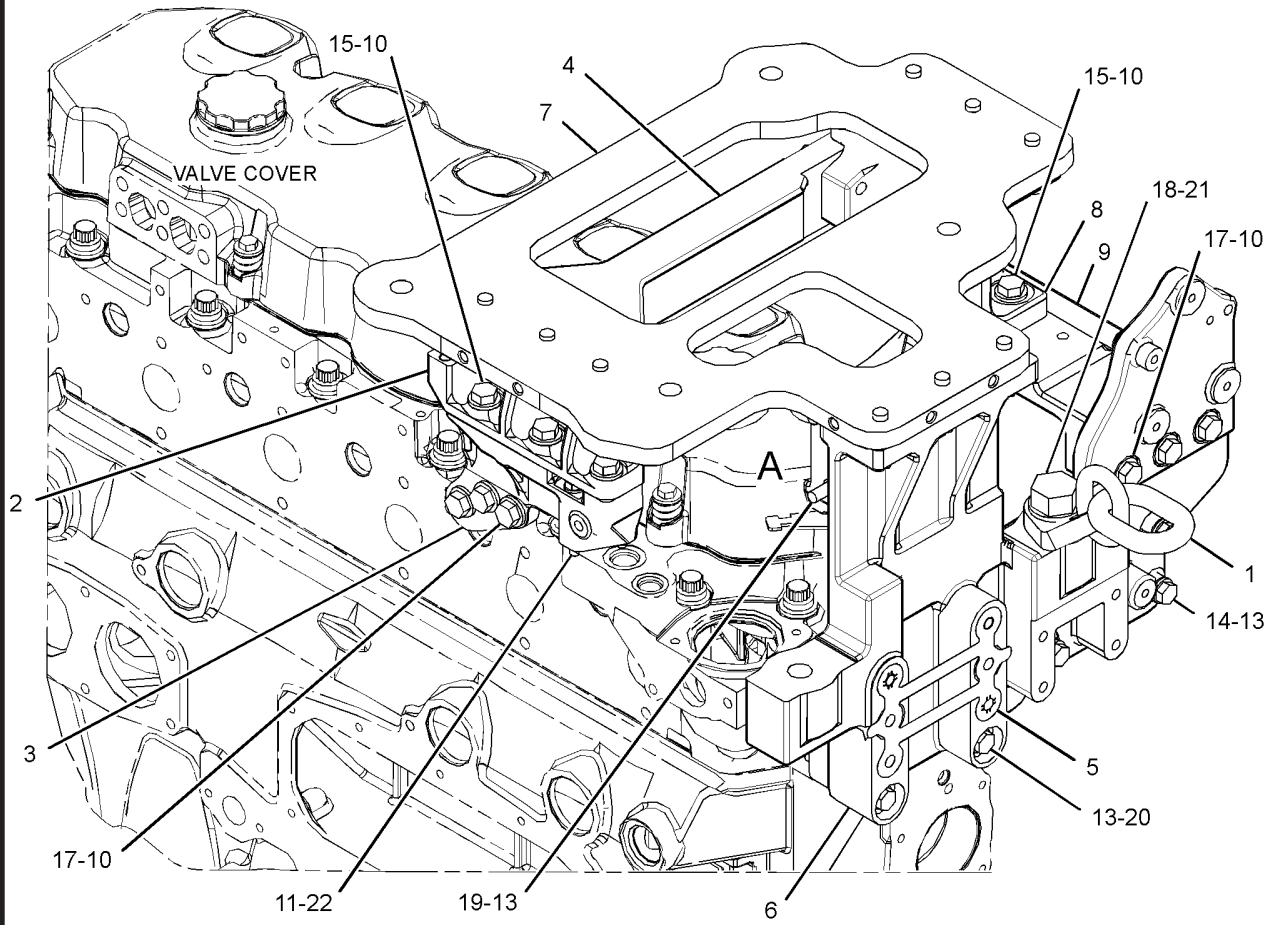
M-METRIC PART



# AIR INLET AND EXHAUST SYSTEM

356-2518 MOUNTING GP-CEM (contd.)

i04081811



GRAPHIC #1

<END>

g02300095

# AIR INLET AND EXHAUST SYSTEM

## 345-8966 PIPE GP-FLEXIBLE EXHAUST - 4 IN.

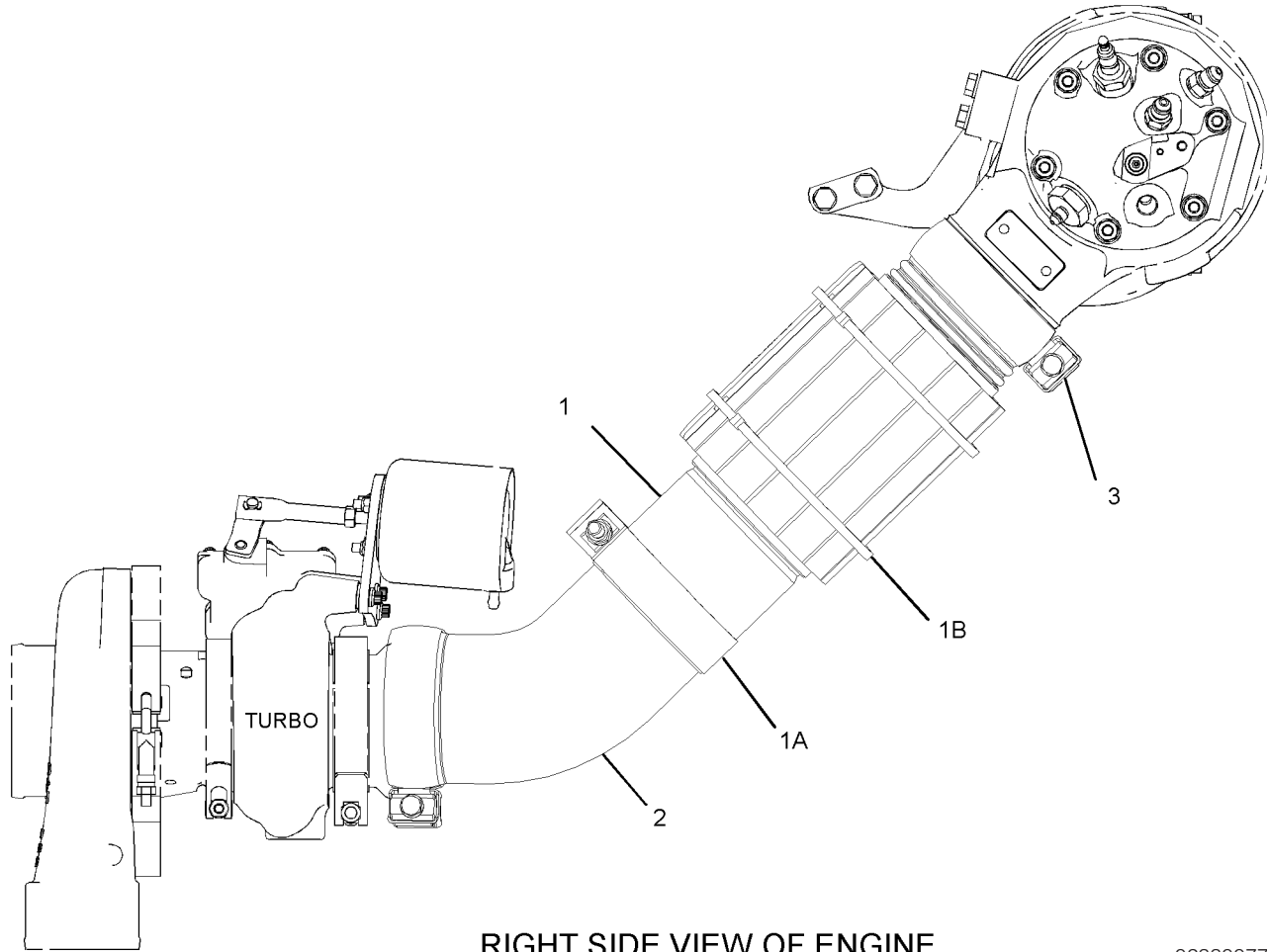
S/N: PLR1-UP

PART OF 337-4256 MODULE AR-ENGINE & CEM

SMCS - 1061

I04132550

NOTE	REF NO	GRAPHIC REF	PART NUMBER	QTY	PART NAME						SEE PAGE
					1	2	3	4	5	6 (PRODUCT LEVEL)	
	1	1	343-9012	1	BELLOWS AS						
	1A	1	337-7325	1	CLAMP-BAND						
	1B	1	034-1432	2	STRAP-CABLE						
	2	1	344-8282	1	TUBE-EXHAUST						
	3	1	346-0334	2	CLAMP-BAND						



GRAPHIC #1

<END>

g02330077

# AIR INLET AND EXHAUST SYSTEM

## 350-5808 PRECLEANER AS

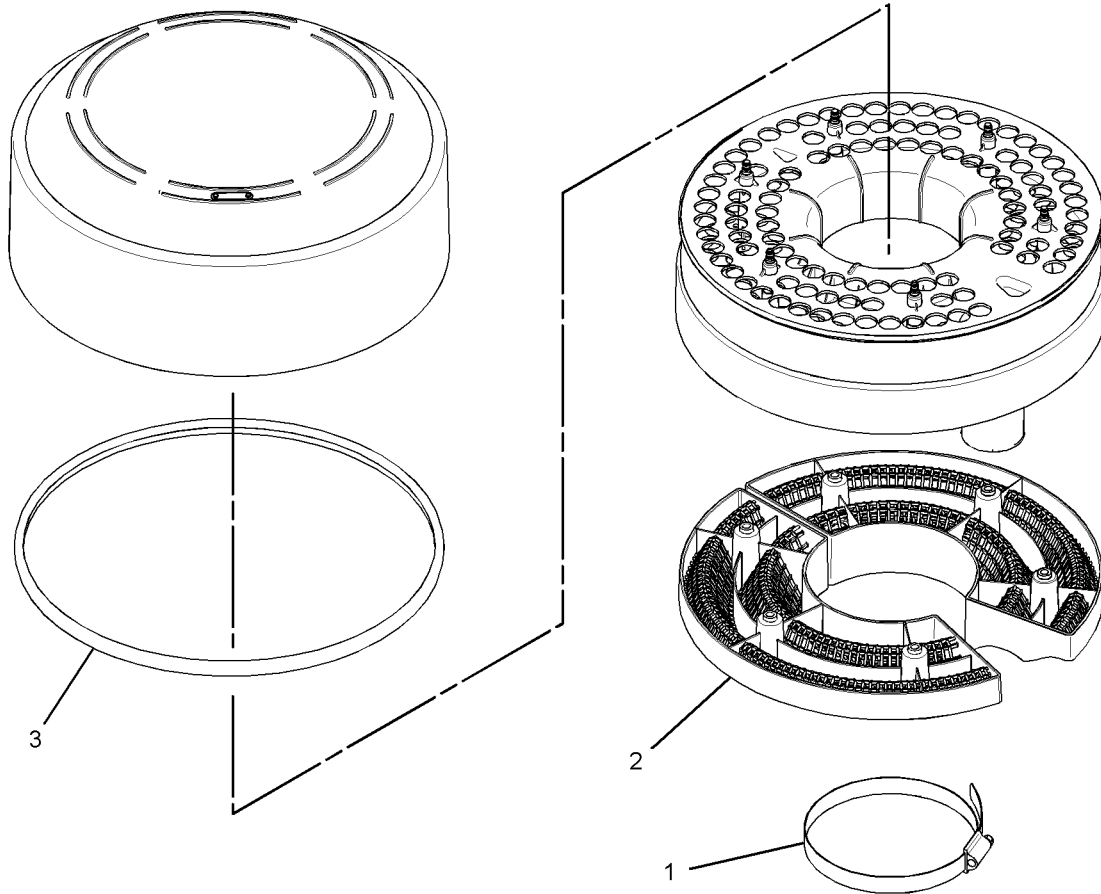
S/N: PLR1-UP

PART OF 324-3111 AIR CLEANER GP

SMCS - 1055

104366054

NOTE	REF NO	GRAPHIC REF	PART NUMBER	QTY	PART NAME						SEE PAGE
					1	2	3	4	5	6 (PRODUCT LEVEL)	
	1	1	5P-0599	1	CLAMP-BAND						
	2	1	350-5809	2	SCREEN-AIR CLEANER INLET						
	3	1	368-9882	1	GASKET						



g02526496

GRAPHIC #1

<END>

# AIR INLET AND EXHAUST SYSTEM

## 354-3545 RESTRICTOR GP-EXHAUST

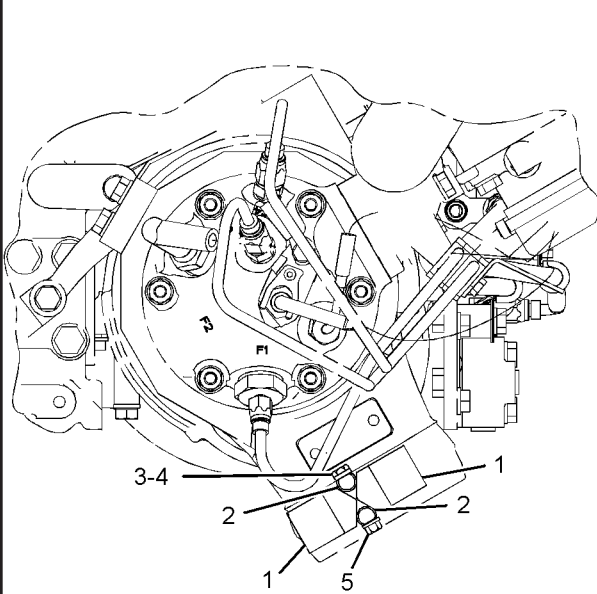
S/N: PLR1-UP

PART OF 362-8790 MODULE AR-CLEAN EMISSIONS

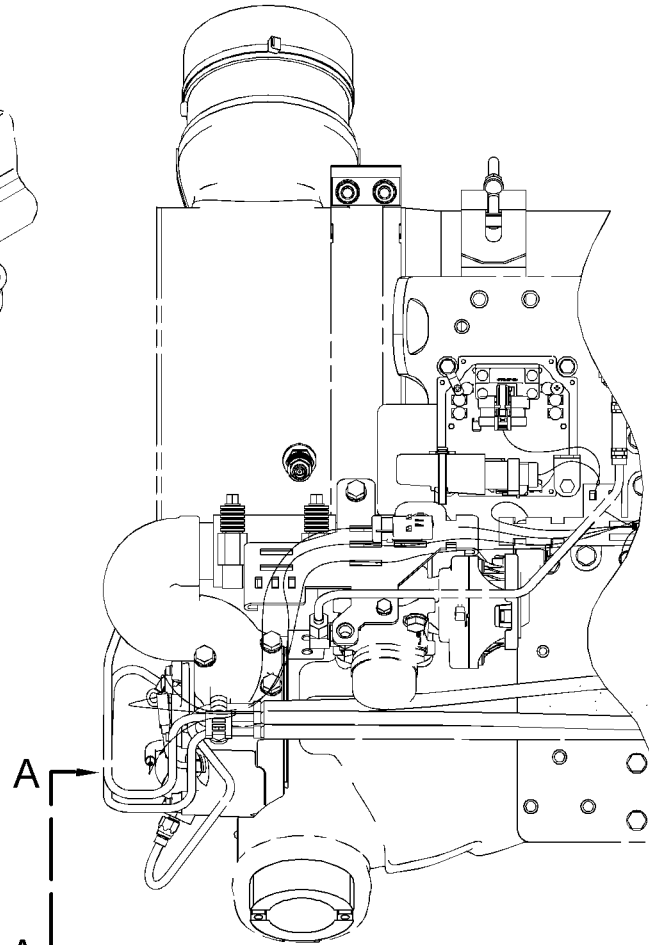
SMCS - 1061

I04358913

NOTE	REF NO	GRAPHIC REF	PART NUMBER	QTY	PART NAME						SEE PAGE
					1	2	3	4	5	6 (PRODUCT LEVEL)	
	1	1	354-3544	2	RESTRICTOR						
	2	1	355-4140	4	BARREL						
	3	1	344-1200	2	WASHER-HARD (6.6X12X2-MM THK)						
	4	1	355-1624	2	BOLT (M6X1X40-MM)						
	5	1	355-8542	2	LOCKNUT (M6X1-THD)						



VIEW A-A



FRONT VIEW

g02512970

GRAPHIC #1

<END>

# AIR INLET AND EXHAUST SYSTEM

## 356-2163 SHIELD GP-HEAT

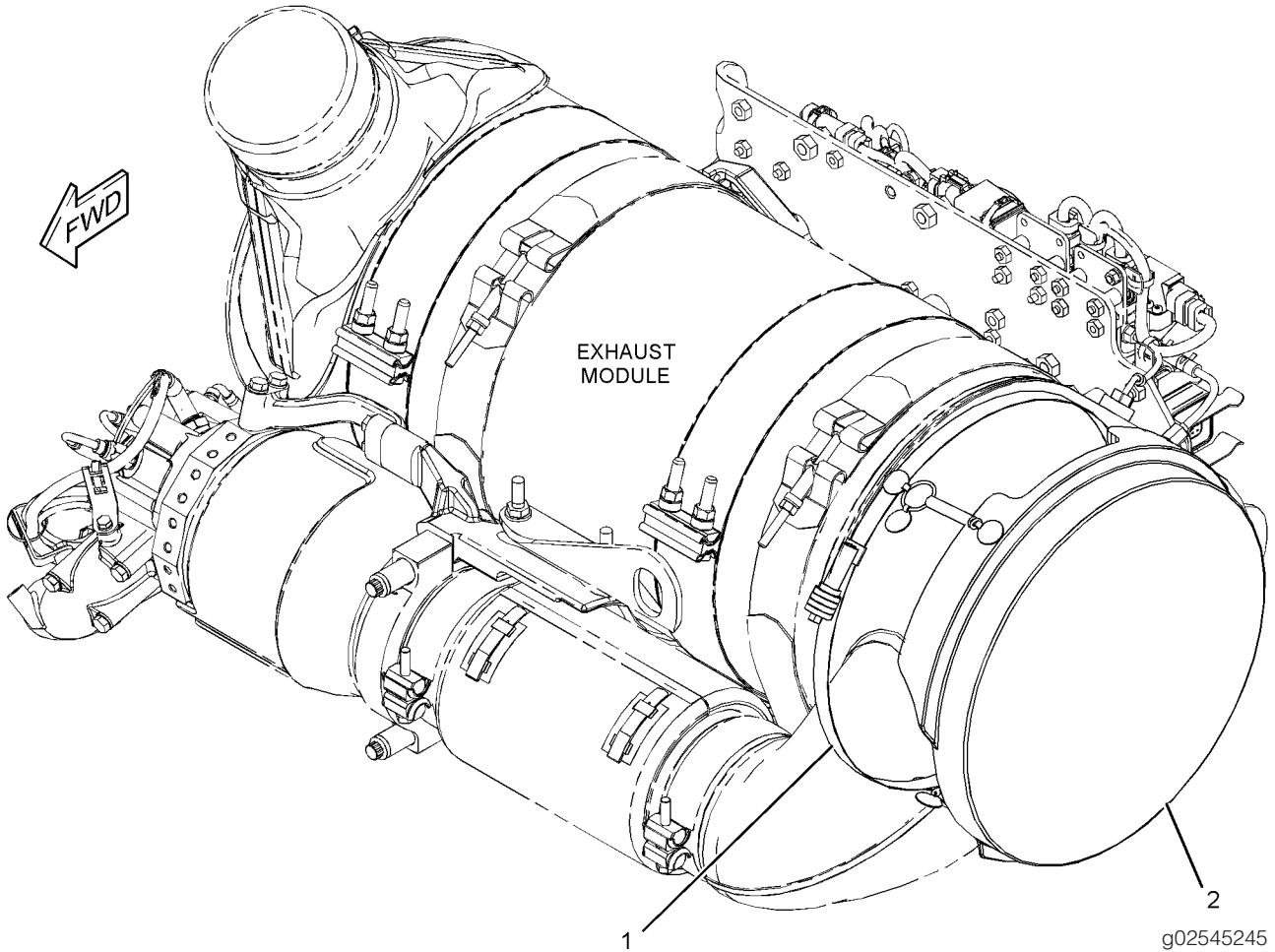
S/N: PLR1-UP

PART OF 324-3060 INSTALLATION AR

SMCS - 1067

104397174

NOTE	REF NO	GRAPHIC REF	PART NUMBER	QTY	PART NAME						SEE PAGE
					1	2	3	4	5	6 (PRODUCT LEVEL)	
	1	1	375-1391	1	CLAMP AS						
	2	1	375-1423	1	SHIELD AS-HEAT						
		1	356-2169	1	SHIELD-HEAT						



GRAPHIC #1

<END>

# AIR INLET AND EXHAUST SYSTEM

## 349-4782 SPACER GP-AIR INLET

S/N: MME1-UP

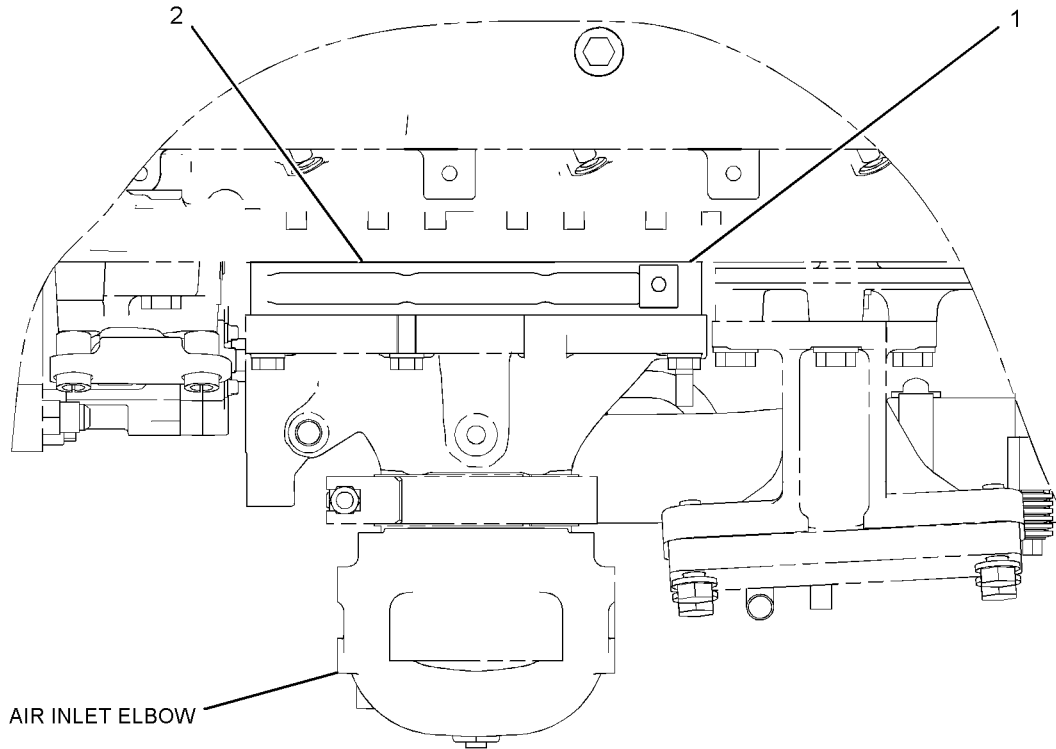
PART OF 364-1558 ENGINE AR-COMplete

SMCS - 1087

I04107123

NOTE	REF NO	GRAPHIC REF	PART NUMBER	QTY	PART NAME						SEE PAGE
					1	2	3	4	5	6 (PRODUCT LEVEL)	
	1	1	347-5684	1	PLATE-SPACER						
B	2	1	1U-8846	1	SEALANT-GASKET						

B-USE AS REQUIRED



TOP VIEW OF ENGINE

GRAPHIC #1

g02142056

<END>

# AIR INLET AND EXHAUST SYSTEM

## 357-2725 STRAP GP-MOUNTING

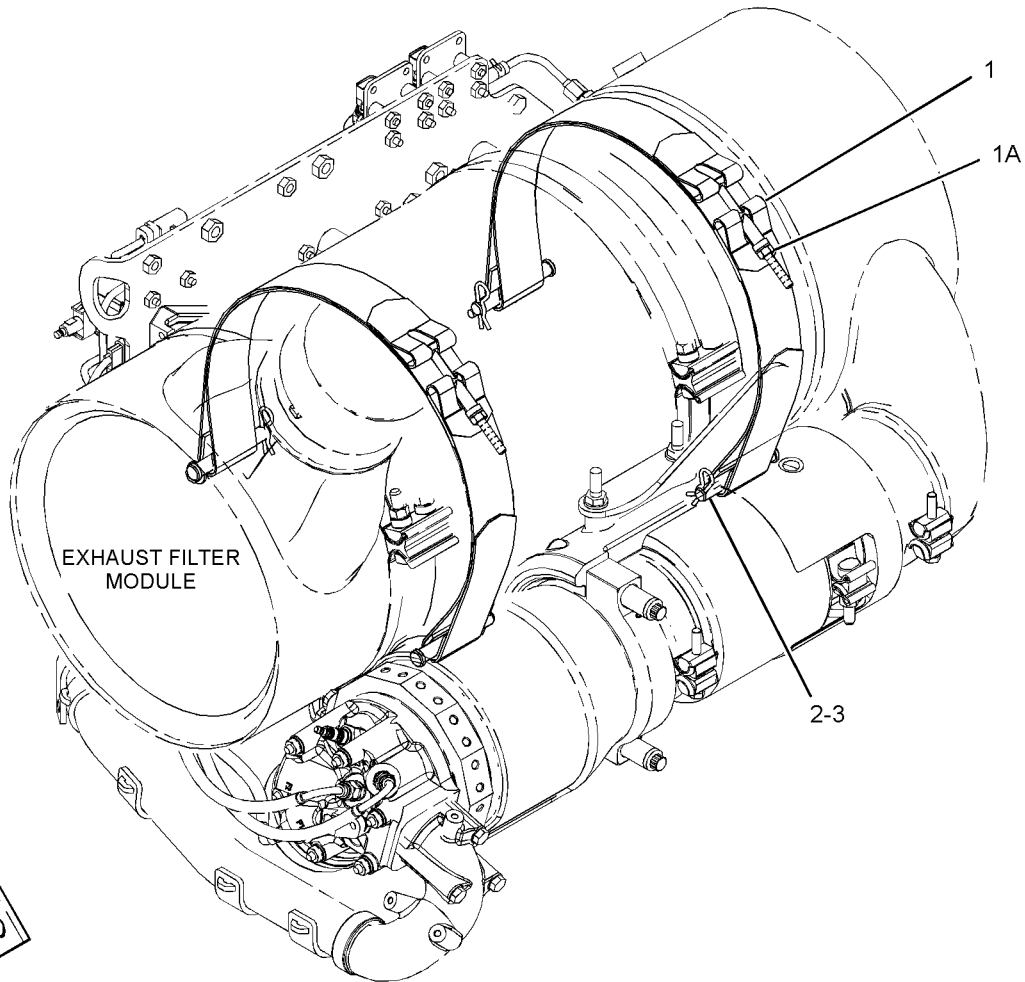
S/N: PLR1-UP

PART OF 362-8790 MODULE AR-CLEAN EMISSIONS

SMCS - 7553

104040252

NOTE	REF NO	GRAPHIC REF	PART NUMBER	QTY	PART NAME						SEE PAGE
					1	2	3	4	5	6 (PRODUCT LEVEL)	
	1	1	356-4461	2	STRAP AS (EACH INCLUDES)						
	1A	1	359-7711	1	NUT						
	2	1	345-7738	4	PIN-CLEVIS						
	3	1	6S-6646	4	PIN-COTTER						



g02284554

GRAPHIC #1

<END>

# AIR INLET AND EXHAUST SYSTEM

## 362-8953 SUPPORT & MOUNTING GP - EXHAUST MODULE

S/N: PLR1-UP

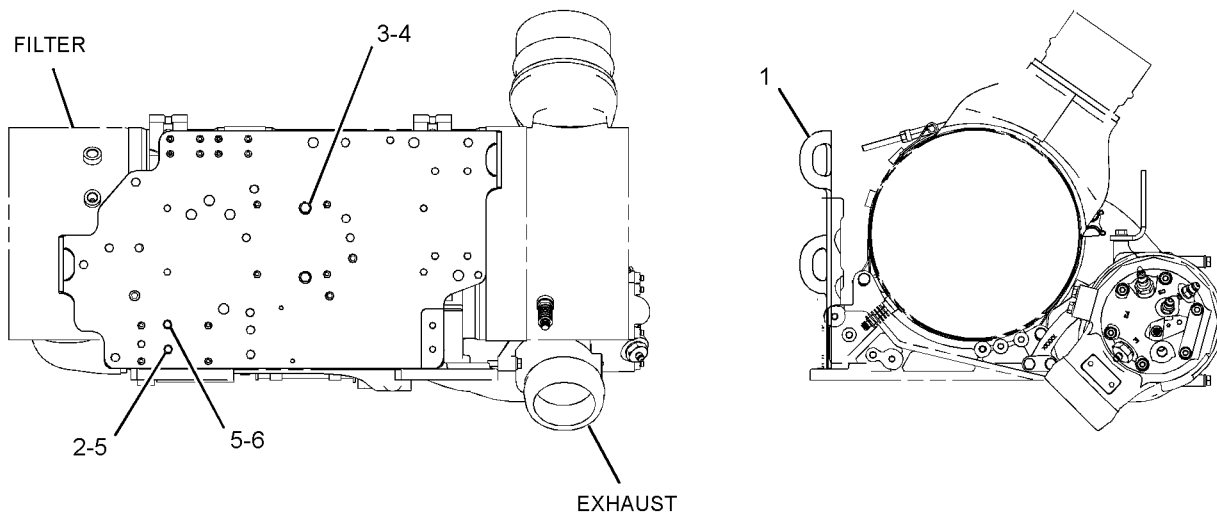
PART OF 362-8790 MODULE AR-CLEAN EMISSIONS

SMCS - 0635

I04142690

NOTE	REF NO	GRAPHIC REF	PART NUMBER	QTY	PART NAME						SEE PAGE
					1	2	3	4	5	6 (PRODUCT LEVEL)	
	1	1	362-8952	1	BRACKET AS						
	2	1	186-0815	1	BOLT (M6X1X20-MM)						
	3	1	247-0553	6	BOLT (M8X1.25X30-MM)						
	4	1	311-8366	6	WASHER-HARD (8.8X16X2-MM THK)						
	5	1	344-1200	2	WASHER-HARD (6.6X12X2-MM THK)						
	6	1	344-1208	1	BOLT (M6X1X35-MM)						

M-METRIC PART



REAR VIEW

GRAPHIC #1

g02341119

<END>



# AIR INLET AND EXHAUST SYSTEM

## 339-5356 TURBOCHARGER GP

S/N: MME1-UP

PROVIDES TURBOCHARGER, GASKET, AND MOUNTING HARDWARE. COMPRESSOR DISCHARGE ANGLE 180-DEG  
OUTBOARD FROM ENGINE VERTICAL.

FOR USE WITH FORWARD MANIFOLD GP-EXHAUST  
PART OF 364-1558 ENGINE AR-COMplete

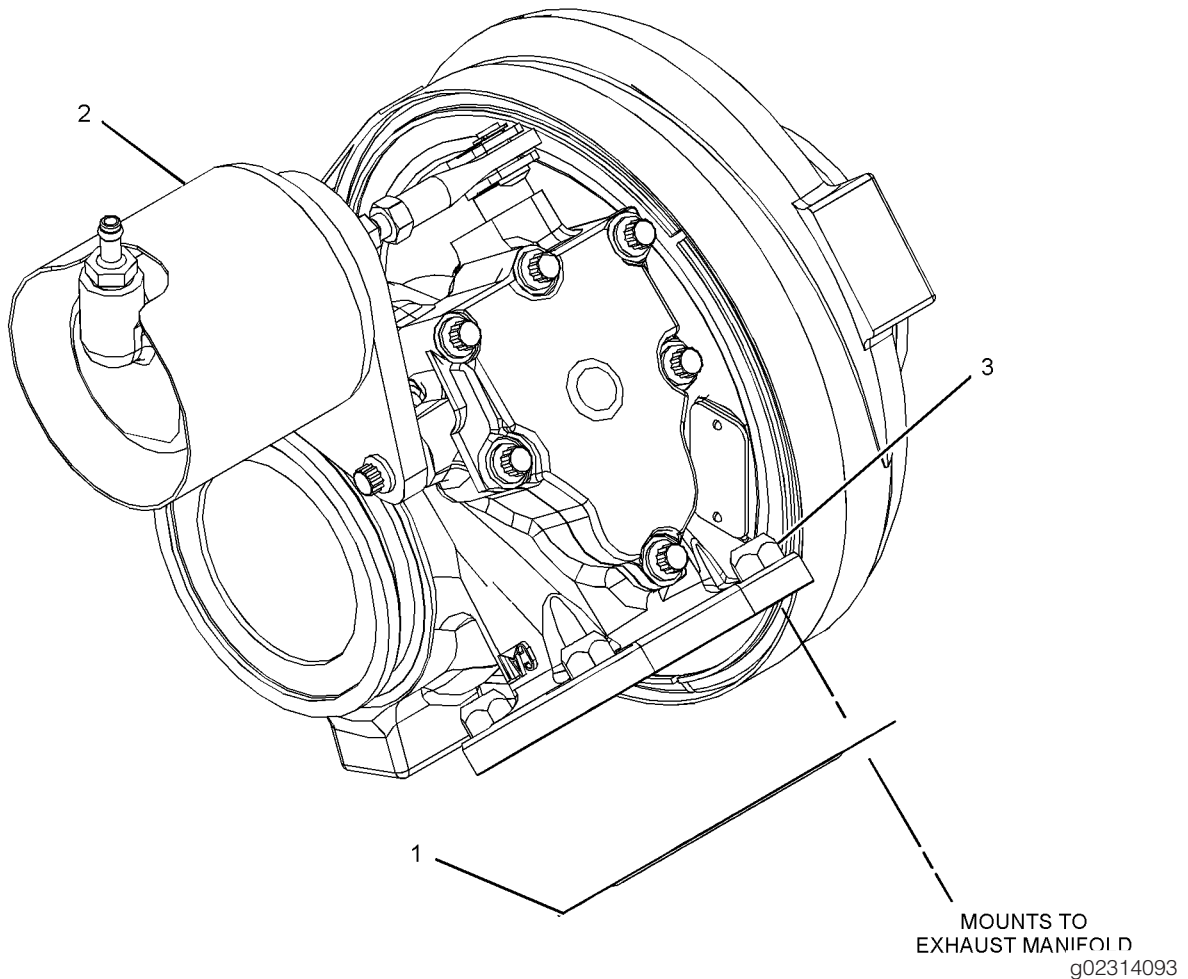
SMCS - 1052

SMCS - 1053

104538171

NOTE	REF NO	GRAPHIC REF	PART NUMBER	QTY	PART NAME						SEE PAGE
					1	2	3	4	5	6 (PRODUCT LEVEL)	
	1	1	349-9657	1	GASKET						
Y	2	1	360-1214	1	TURBOCHARGER GP						142
	3	1	9X-6620	4	LOCKNUT (M10X1.5-THD)						

M-METRIC PART  
Y-SEPARATE ILLUSTRATION



GRAPHIC #1

<END>

# AIR INLET AND EXHAUST SYSTEM

## 360-1214 TURBOCHARGER GP

S/N: MME1-UP

FIELD REPLACEMENT FOR 143

PART OF 339-5356 TURBOCHARGER GP

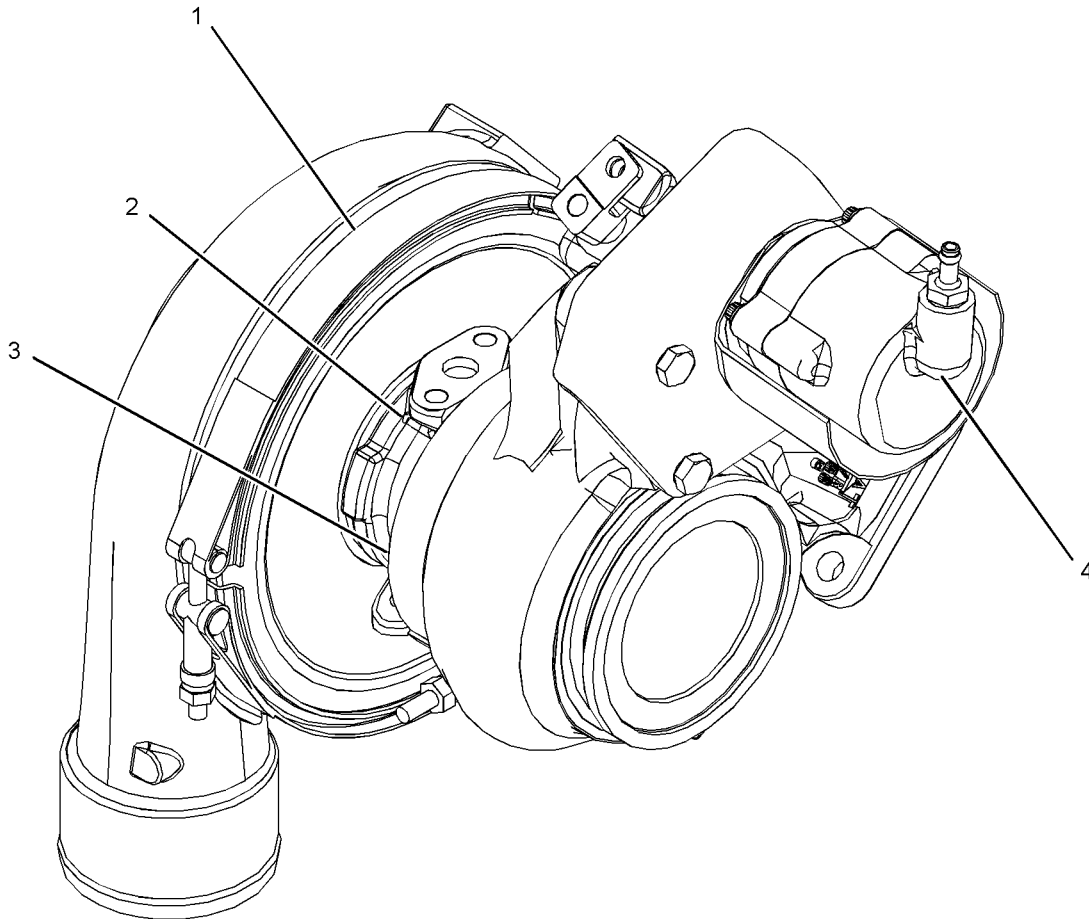
SMCS - 1052

SMCS - 1053

104538253

NOTE	REF NO	GRAPHIC REF	PART NUMBER	QTY	PART NAME						SEE PAGE
					1	2	3	4	5	6 (PRODUCT LEVEL)	
	1	1	239-5858	1	CLAMP AS-COMPRESSOR						
	2	1	362-2310	1	CARTRIDGE GP-TURBOCHARGER						
	3	1	361-7981	1	CLAMP-BAND (TURBINE)						
	4	1	362-2282	1	HOUSING AS-TURBINE						
			160-8756	4	BOLT (M8X1.25X30-MM)						
			362-2303	1	GASKET-VALVE						
			362-2304	1	COVER-VALVE						

M-METRIC PART



g02715968

GRAPHIC #1

<END>

# AIR INLET AND EXHAUST SYSTEM

## 360-1216 TURBOCHARGER GP

S/N: MME1-UP

FIELD REPLACEMENT FOR 142

PART OF 339-5356 TURBOCHARGER GP

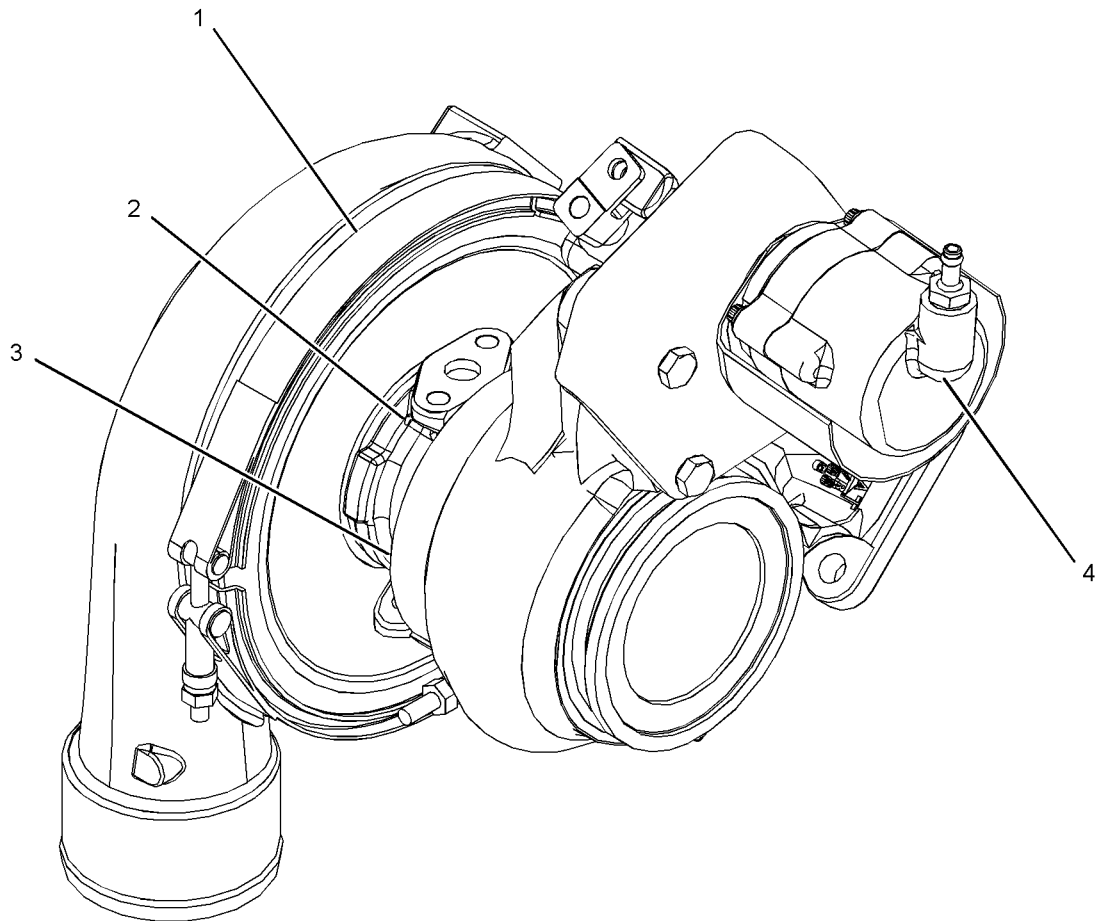
SMCS - 1052

SMCS - 1053

104538449

NOTE	REF NO	GRAPHIC REF	PART NUMBER	QTY	PART NAME						SEE PAGE
					1	2	3	4	5	6 (PRODUCT LEVEL)	
	1	1	239-5858	1	CLAMP AS-COMPRESSOR						
	2	1	362-2310	1	CARTRIDGE GP-TURBOCHARGER						
	3	1	361-7981	1	CLAMP-BAND (TURBINE)						
	4	1	362-2282	1	HOUSING AS-TURBINE						
		1	160-8756	4	BOLT (M8X1.25X30-MM)						
		1	362-2303	1	GASKET-VALVE						
		1	362-2304	1	COVER-VALVE						

M-METRIC PART



g02715968

GRAPHIC #1

<END>

# AIR INLET AND EXHAUST SYSTEM

## 345-0498 VALVE & MTG GP-AIR CONTROL - ARD COMBUSTION

S/N: PLR1-UP

PART OF 362-8790 MODULE AR-CLEAN EMISSIONS

SMCS - 108A

I04461650

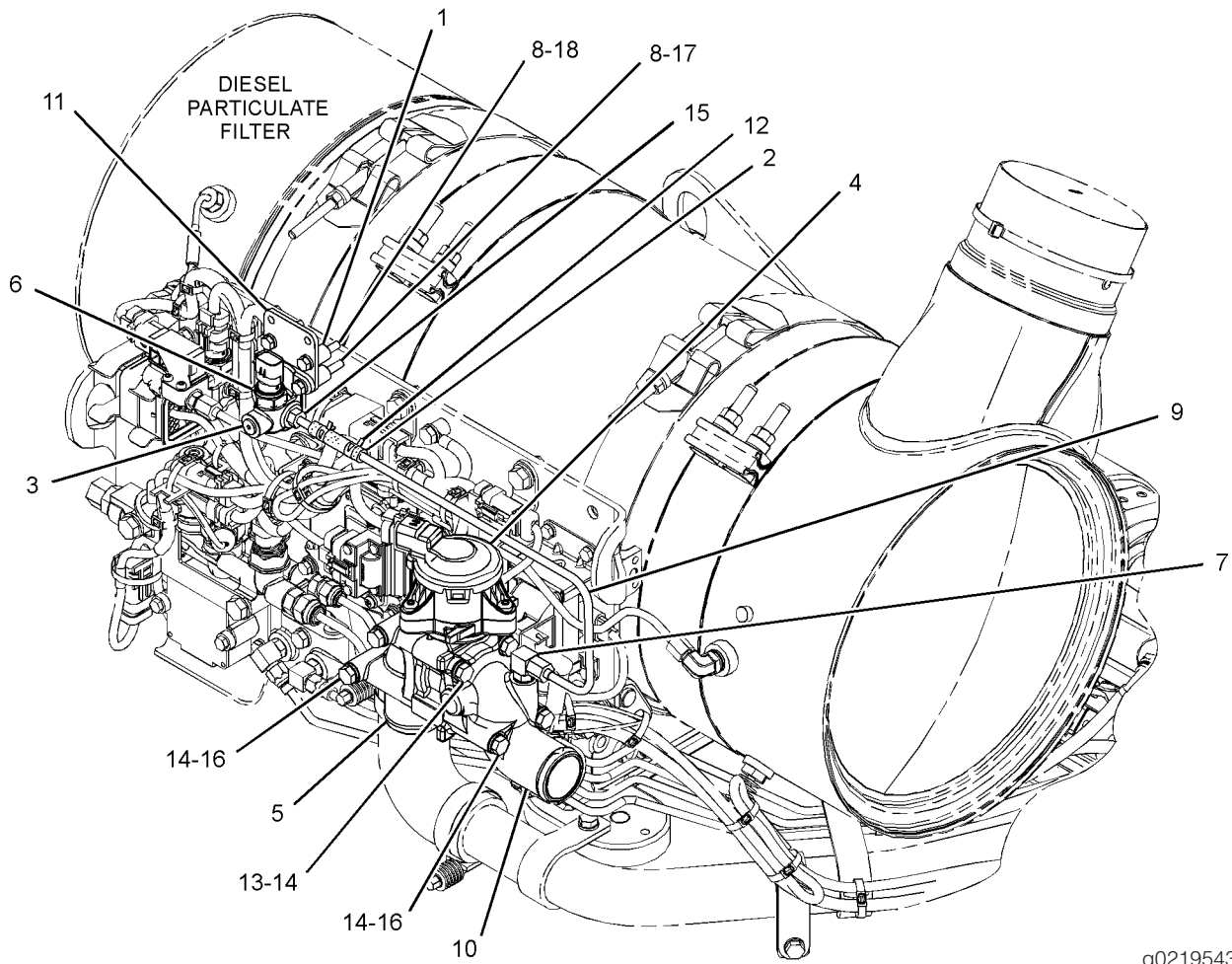
NOTE	REF NO	GRAPHIC REF	PART NUMBER	QTY	PART NAME						SEE PAGE
					1	2	3	4	5	6 (PRODUCT LEVEL)	
	1	1	127-1991	4	SPACER (8.2X13X15-MM THK)						
	2	1	308-1424	1	HOSE-AIR						
	3	1	315-9841	3	PLUG AS (EACH INCLUDES)						
		1	9S-8007	1	PLUG						
		1	238-5079	1	SEAL-O-RING						
Y	4	1	367-8577	1	VALVE GP-AIR CONTROL (ARD COMBUSTION)						146
	5	1	343-8109	1	ELBOW-OUTLET						
Y	6	1	343-8110	1	SENSOR GP-PRESSURE (ARD COMBUSTION AIR)						237
	7	1	343-8115	1	ELBOW AS						
		1	030-7946	1	ELBOW						
		1	214-7566	1	SEAL-O-RING						
	8	1	344-1200	4	WASHER-HARD (6.6X12X2-MM THK)						
	9	1	345-0499	1	TUBE AS						
	10	1	346-2003	1	ELBOW						
	11	1	347-3242	1	PLATE						
	12	1	195-8372	2	CLIP						
	13	1	265-3253	2	BOLT (M8X1.25X60-MM)						
	14	1	311-8366	6	WASHER-HARD (8.8X16X2-MM THK)						
	15	1	337-8767	1	CONNECTOR AS						
		1	238-5079	1	SEAL-O-RING						
		1	337-8766	1	CONNECTOR						
	16	1	344-1195	4	BOLT (M8X1.25X100-MM)						
	17	1	344-1198	2	BOLT (M6X1X45-MM)						
	18	1	344-1208	2	BOLT (M6X1X35-MM)						

Y-SEPARATE ILLUSTRATION

# AIR INLET AND EXHAUST SYSTEM

345-0498 VALVE & MTG GP-AIR CONTROL - ARD COMBUSTION (contd.)

i04461650



g02195433

GRAPHIC #1

<END>

# AIR INLET AND EXHAUST SYSTEM

## 367-8577 VALVE GP-AIR CONTROL - ARD COMBUSTION

S/N: PLR1-UP

PART OF 345-0498 VALVE & MTG GP-AIR CONTROL

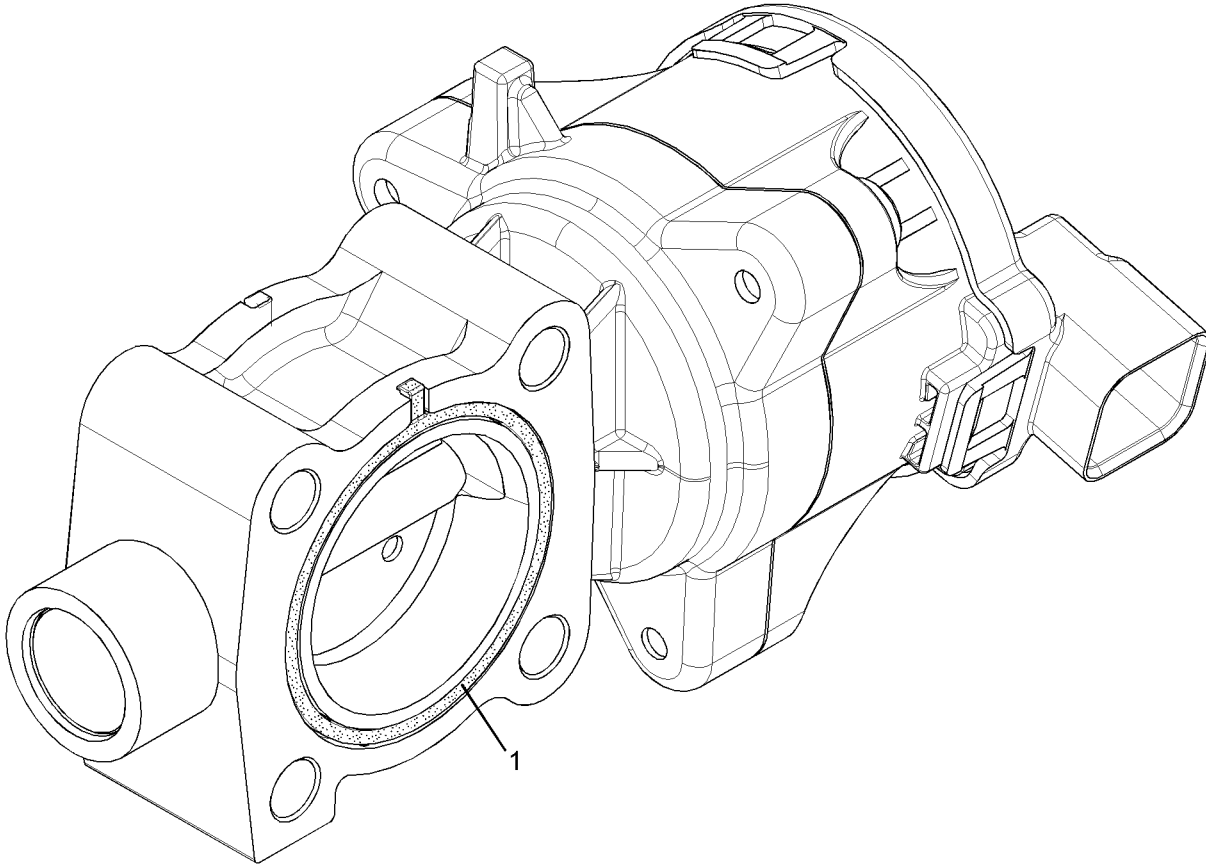
SMCS - 108A

SMCS - 1462

SMCS - 5506

104475111

NOTE	REF NO	GRAPHIC REF	PART NUMBER	QTY	PART NAME						SEE PAGE
					1	2	3	4	5	6 (PRODUCT LEVEL)	
	1	1	348-8778	2	SEAL						



GRAPHIC #1

g02383660

<END>

# AIR INLET AND EXHAUST SYSTEM

## 342-0636 VALVE GP-SOLENOID

S/N: MME1-UP

PART OF 338-1913 ACTUATOR GP-ROTARY

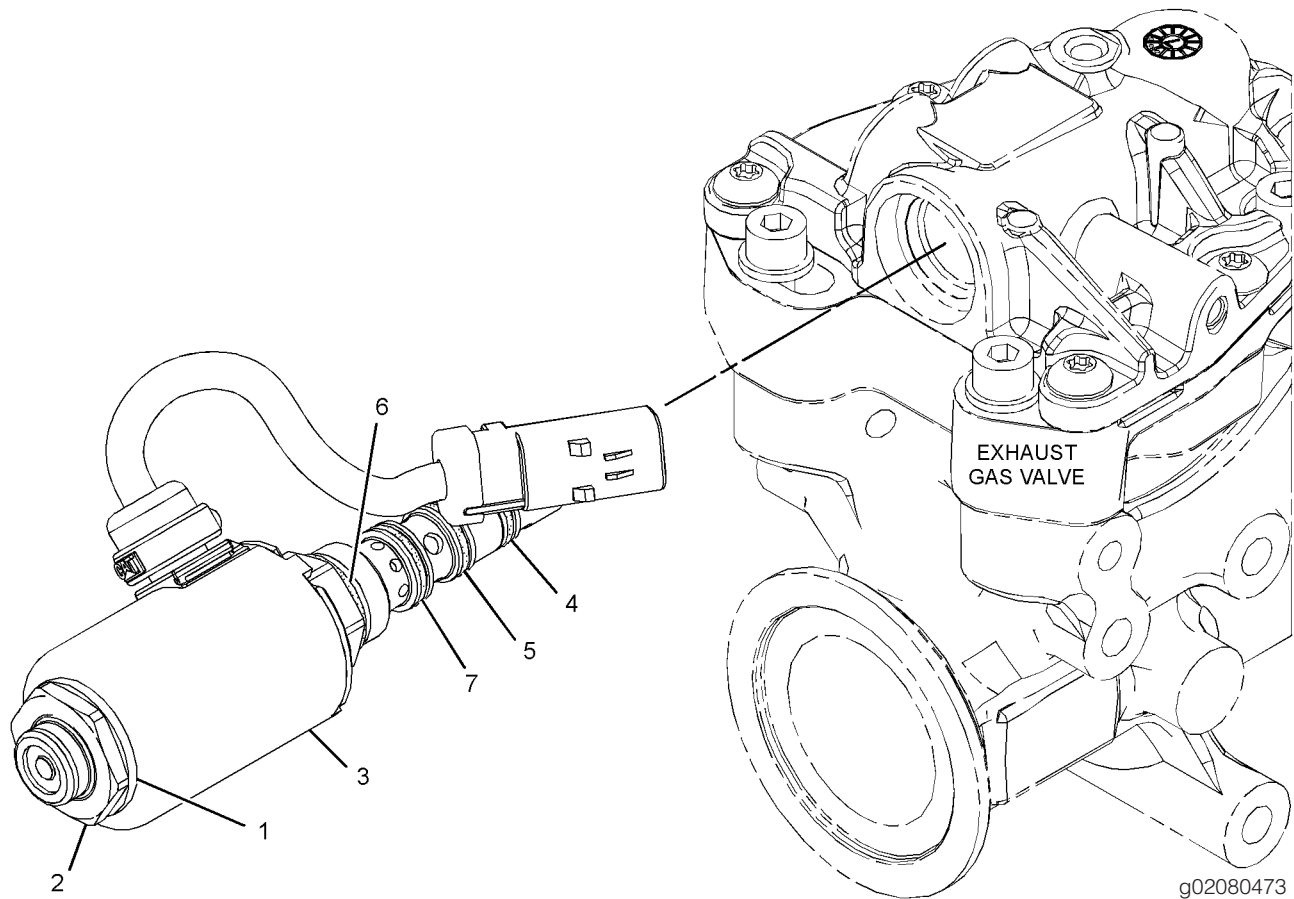
SMCS - 1061

SMCS - 5479

103828963

NOTE	REF NO	GRAPHIC REF	PART NUMBER	QTY	PART NAME						SEE PAGE
					1	2	3	4	5	6 (PRODUCT LEVEL)	
	1	1	191-9247	1	WASHER (19.15X31.65X2.36-MM THK)						
	2	1	198-2914	1	NUT (3/4-32-THD)						
	3	1	309-4101	1	COIL AS						
		1	8T-8729	2	PIN-CONNECTOR (16-GA TO 18-GA)						
E		1	9X-1813		SLEEVE (10-CM)						
		1	230-4012	1	RECEPTACLE AS-CONNECTOR (2-PIN)						
	4	1	033-6033	1	SEAL-O-RING						
	5	1	033-6043	1	SEAL-O-RING						
	6	1	6V-4589	1	SEAL-O-RING						
	7	1	8L-2746	1	SEAL-O-RING						

E-ORDER BY THE CENTIMETER



GRAPHIC #1

# FUEL SYSTEM

## 349-4570 BASE GP-FUEL FILTER

S/N: MME1-UP

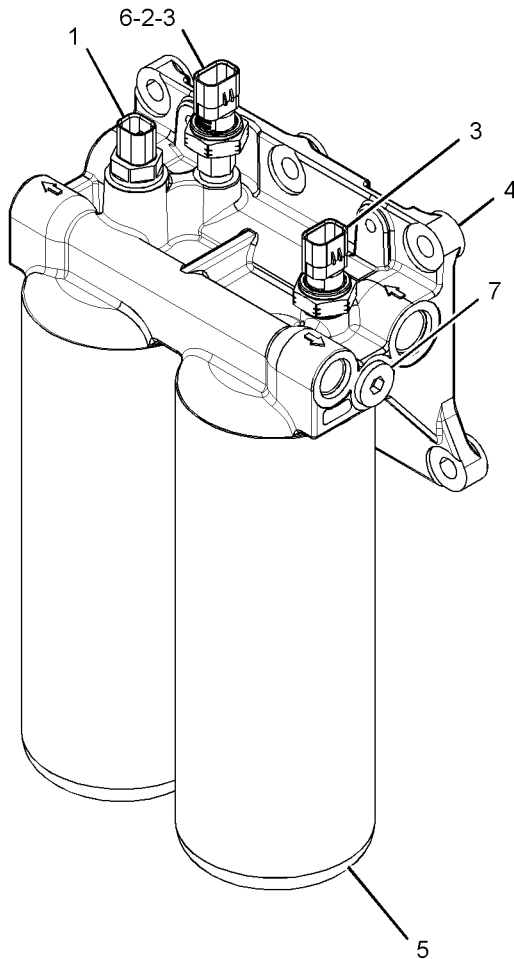
PART OF 347-4241 FILTER GP-FUEL

SMCS - 1262

103865438

NOTE	REF NO	GRAPHIC REF	PART NUMBER	QTY	PART NAME						SEE PAGE
					1	2	3	4	5	6 (PRODUCT LEVEL)	
Y	1	1	234-5013	1	SENSOR GP-TEMPERATURE (FUEL)						245
	2	1	303-3020	1	ADAPTER						
Y	3	1	325-8634	2	SENSOR GP-PRESSURE (FUEL)						233
	4	1	348-7307	1	BASE AS-FUEL FILTER						
		1	9S-4167	2	STUD-HOLLOW (1-14X1.47-IN)						
	5	1	1R-0749	2	FILTER-FUEL (ADVANCED EFFICIENCY)						
	6	1	214-7567	1	SEAL-O-RING						
	7	1	307-2673	1	PLUG AS						
		1	9S-8005	1	PLUG-O-RING						
		1	238-5080	1	SEAL-O-RING						

Y-SEPARATE ILLUSTRATION



GRAPHIC #1

g02143033

<END>



# FUEL SYSTEM

## 346-5148 FASTENER GP-FUEL INJ PUMP

S/N: MME1-UP

FOR USE WITH 3-LOBE CR350 HIGH PRESSURE PUMP  
 CANNOT BE USED WITH 2-LOBE CR350 HIGH PRESSURE  
 PART OF 364-1558 ENGINE AR-COMplete

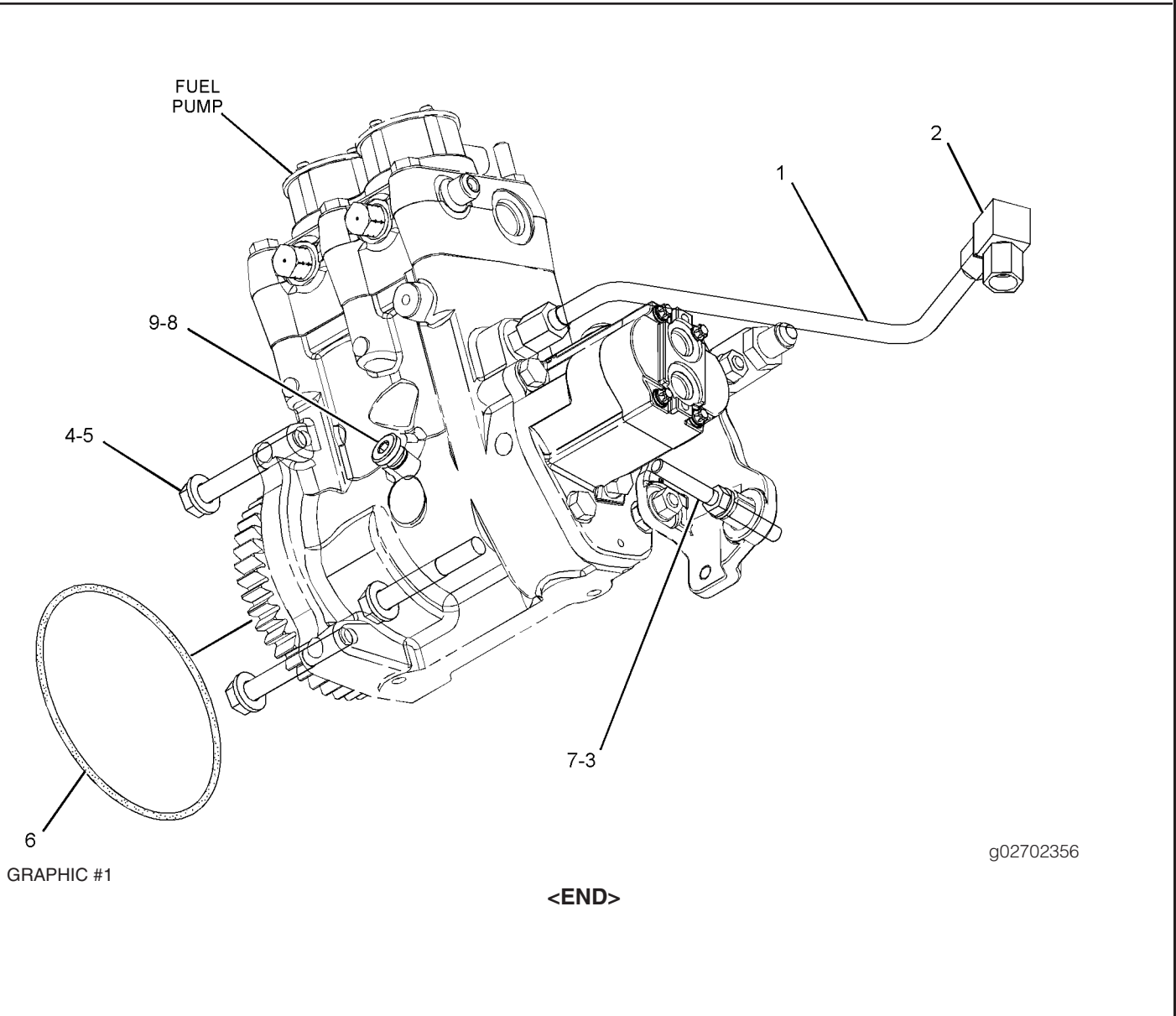
SMCS - 1251

TYPE 1

104469057

NOTE	REF NO	GRAPHIC REF	PART NUMBER	QTY	PART NAME						SEE PAGE
					1	2	3	4	5	6 (PRODUCT LEVEL)	
	1	1	307-1669	1	TUBE AS						
	2	1	6K-9194	1	ELBOW-FLARED						
C	3	1	382-3965	1	STUD						
	4	1	6V-5839	3	WASHER (11X21X2.5-MM THK)						
	5	1	6V-7981	3	BOLT (M10X1.5X70-MM)						
	6	1	6V-8260	1	SEAL-O-RING						
C	7	1	9M-1974	1	WASHER-HARD (8.8X16X2-MM THK)						
	8	1	364-0628	1	PLUG-SPECIAL (FUEL PUMP TIMING)						
	9	1	228-7089	1	SEAL-O-RING						

C-CHANGE FROM PREVIOUS TYPE  
 M-METRIC PART



<END>

g02702356

# FUEL SYSTEM

## 346-5148 FASTENER GP-FUEL INJ PUMP

S/N: MME1-UP

FOR USE WITH 3-LOBE CR350 HIGH PRESSURE PUMP  
 CANNOT BE USED WITH 2-LOBE CR350 HIGH PRESSURE  
 PART OF 364-1558 ENGINE AR-COMplete

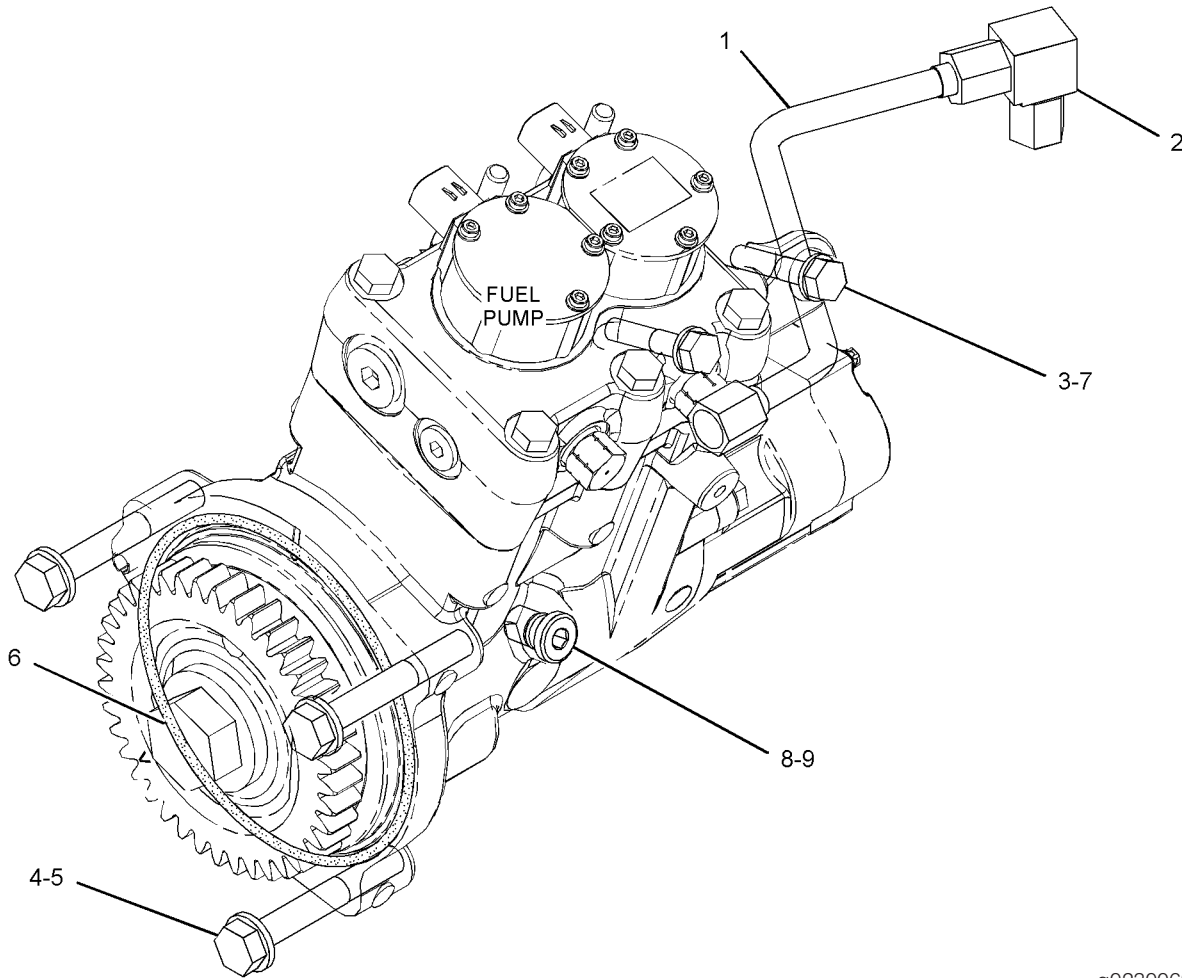
SMCS - 1251

TYPE 2

104092423

NOTE	REF NO	GRAPHIC REF	PART NUMBER	QTY	PART NAME						SEE PAGE
					1	2	3	4	5	6	
	1	1	307-1669	1	TUBE AS						
	2	1	6K-9194	1	ELBOW-FLARED						
	3	1	6V-5219	2	BOLT (M8X1.25X40-MM)						
	4	1	6V-5839	3	WASHER (11X21X2.5-MM THK)						
	5	1	6V-7981	3	BOLT (M10X1.5X70-MM)						
	6	1	6V-8260	1	SEAL-O-RING						
	7	1	9M-1974	2	WASHER-HARD (8.8X16X2-MM THK)						
	8	1	364-0628	1	PLUG-SPECIAL (FUEL PUMP TIMING)						
	9	1	228-7089	1	SEAL-O-RING						

M-METRIC PART



g02300694

GRAPHIC #1

<END>

# FUEL SYSTEM

## 347-4241 FILTER GP-FUEL

S/N: MME1-UP

PART OF 364-1558 ENGINE AR-COMplete

SMCS - 1261

104059896

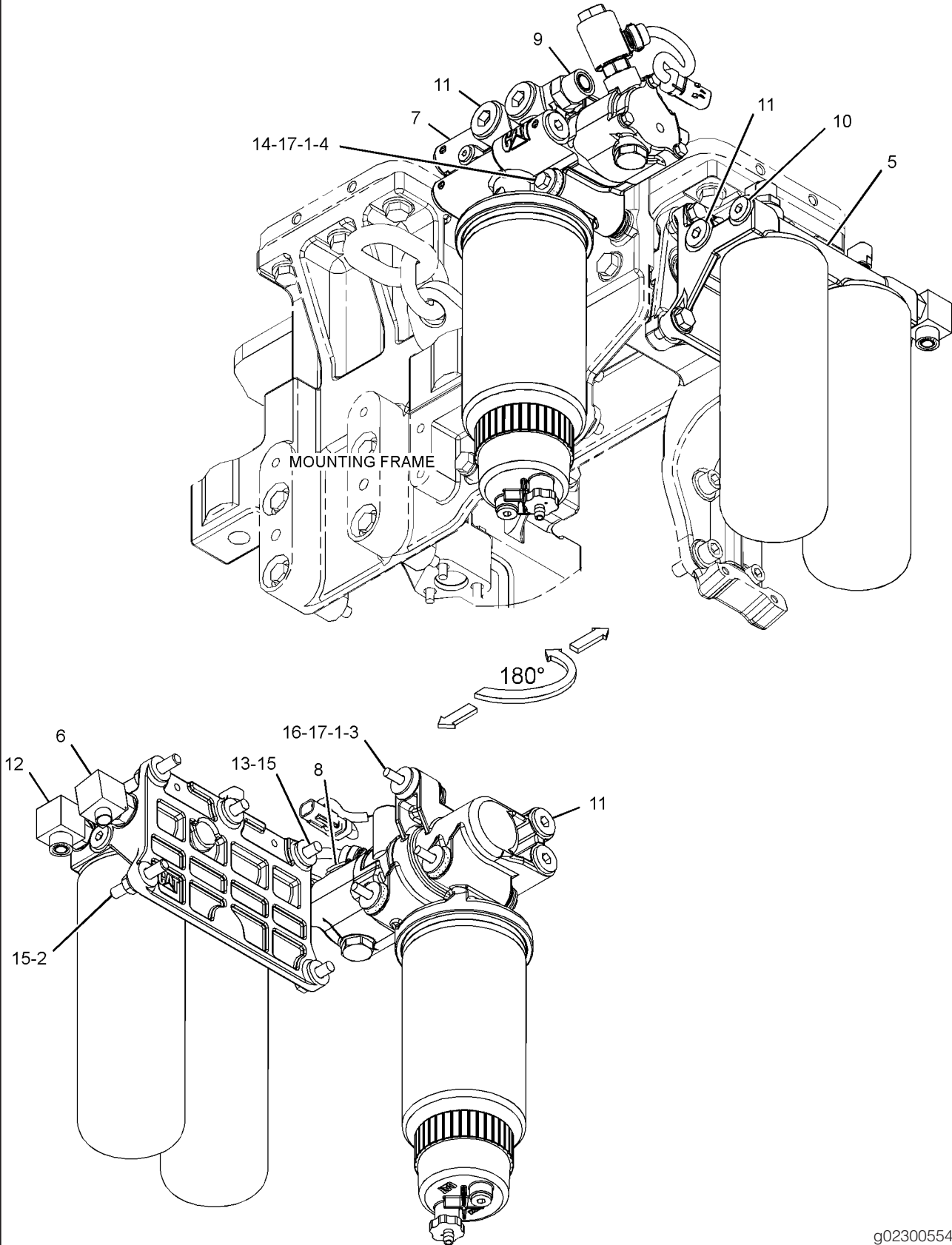
NOTE	REF NO	GRAPHIC REF	PART NUMBER	QTY	PART NAME						SEE PAGE
					1	2	3	4	5	6 (PRODUCT LEVEL)	
	1	1	8T-9655	6	MOUNT-ISOLATION						
	2	1	176-9237	2	BOLT-SPECIAL						
	3	1	191-1782	1	SPACER (8.5X12.7X38.2-MM THK)						
	4	1	191-1783	2	SPACER (8.5X12.7X87.3-MM THK)						
Y	5	1	349-4570	1	BASE GP-FUEL FILTER						148
	6	1	349-8520	1	ELBOW AS						
		1	138-5049	1	ELBOW						
		1	238-5081	1	SEAL-O-RING						
Y	7	1	360-1693	1	PUMP GP-FUEL PRM & PRIM FILTER						172
	8	1	183-3407	1	PLUG AS						
		1	9S-8004	1	PLUG-O-RING						
		1	214-7568	1	SEAL-O-RING						
	9	1	281-5977	1	CONNECTOR AS						
		1	6V-8642	1	CONNECTOR						
		1	228-7091	1	SEAL-O-RING						
		1	238-5081	1	SEAL-O-RING						
	10	1	307-2673	1	PLUG AS						
		1	9S-8005	1	PLUG-O-RING						
		1	238-5080	1	SEAL-O-RING						
	11	1	309-5131	4	PLUG AS (EACH INCLUDES)						
		1	9S-8006	1	PLUG-O-RING						
		1	238-5081	1	SEAL-O-RING						
	12	1	319-6225	1	ELBOW AS						
		1	6V-8625	1	ELBOW						
		1	228-7090	1	SEAL-O-RING						
		1	238-5080	1	SEAL-O-RING						
	13	1	6V-1820	3	BOLT (M10X1.5X30-MM)						
	14	1	6V-3821	2	BOLT (M8X1.25X110-MM)						
	15	1	6V-5839	5	WASHER (11X21X2.5-MM THK)						
	16	1	8T-0100	1	BOLT (M8X1.25X60-MM)						
	17	1	9N-0869	6	WASHER-HARD (8.8X25.5X2-MM THK)						

M-METRIC PART  
Y-SEPARATE ILLUSTRATION

# FUEL SYSTEM

347-4241 FILTER GP-FUEL (contd.)

i04059896



GRAPHIC #1

g02300554

<END>

# FUEL SYSTEM

## 212-9580 FILTER GP-WATER SEP & FUEL

S/N: MME1-UP

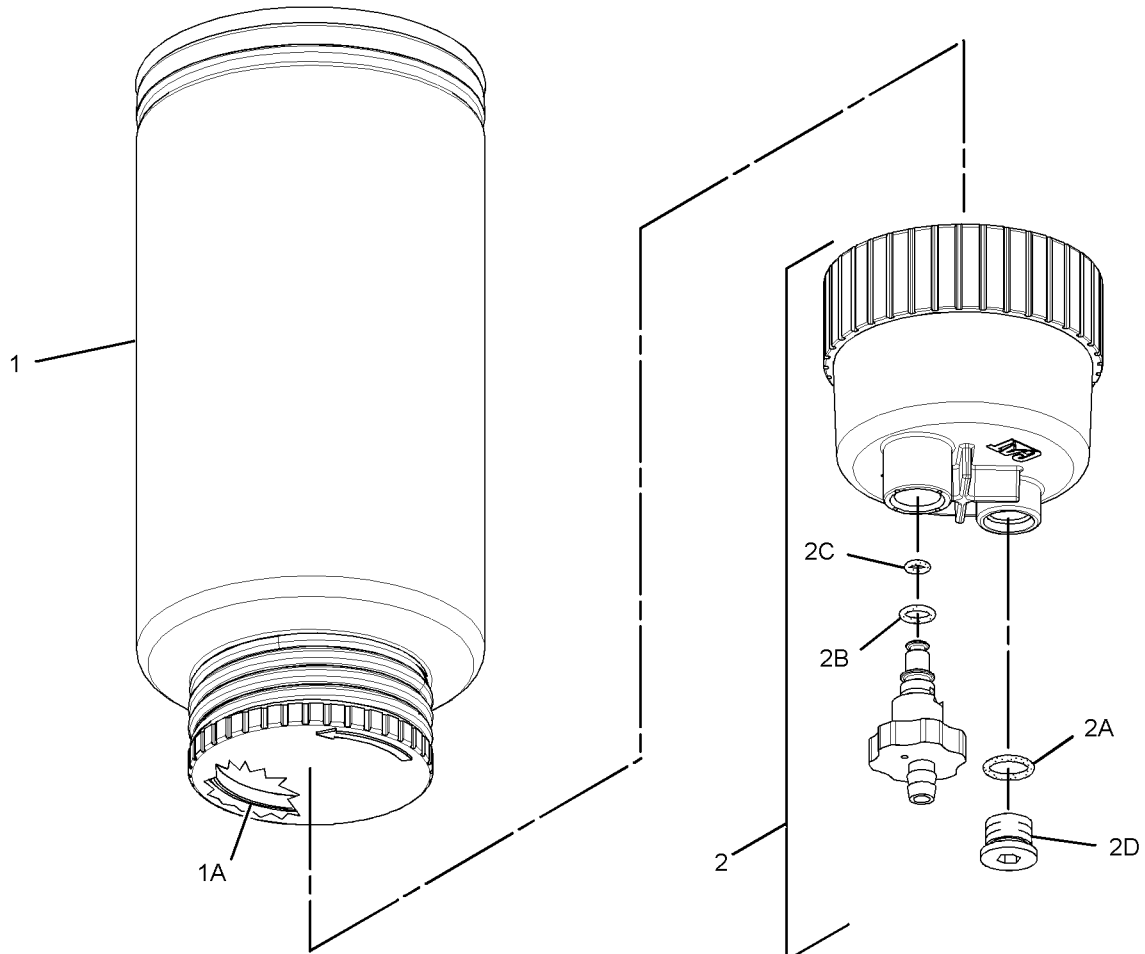
PART OF 360-1693 PUMP GP-FUEL PRM & PRIM FILTER

SMCS - 1261

SMCS - 1263

I03684401

NOTE	REF NO	GRAPHIC REF	PART NUMBER	QTY	PART NAME						SEE PAGE
					1	2	3	4	5	6 (PRODUCT LEVEL)	
	1	1	326-1643	1	FILTER AS-WATER SEP & FUEL (PRIMARY)						
	1A	1	220-8678	1	SEAL-RING (FUEL FILTER)						
	2	1	343-5527	1	BOWL AS						
	2A	1	3J-1907	1	SEAL-O-RING						
	2B	1	5F-9144	1	SEAL-O-RING						
	2C	1	8F-7219	1	SEAL-O-RING						
	2D	1	9S-8004	1	PLUG-O-RING						



g01944750

GRAPHIC #1

<END>

# FUEL SYSTEM

## 363-0493 INJECTOR GP-FUEL

S/N: MME1-UP

COMMON RAIL

PART OF 345-1974 PUMP GP-FUEL INJECTION

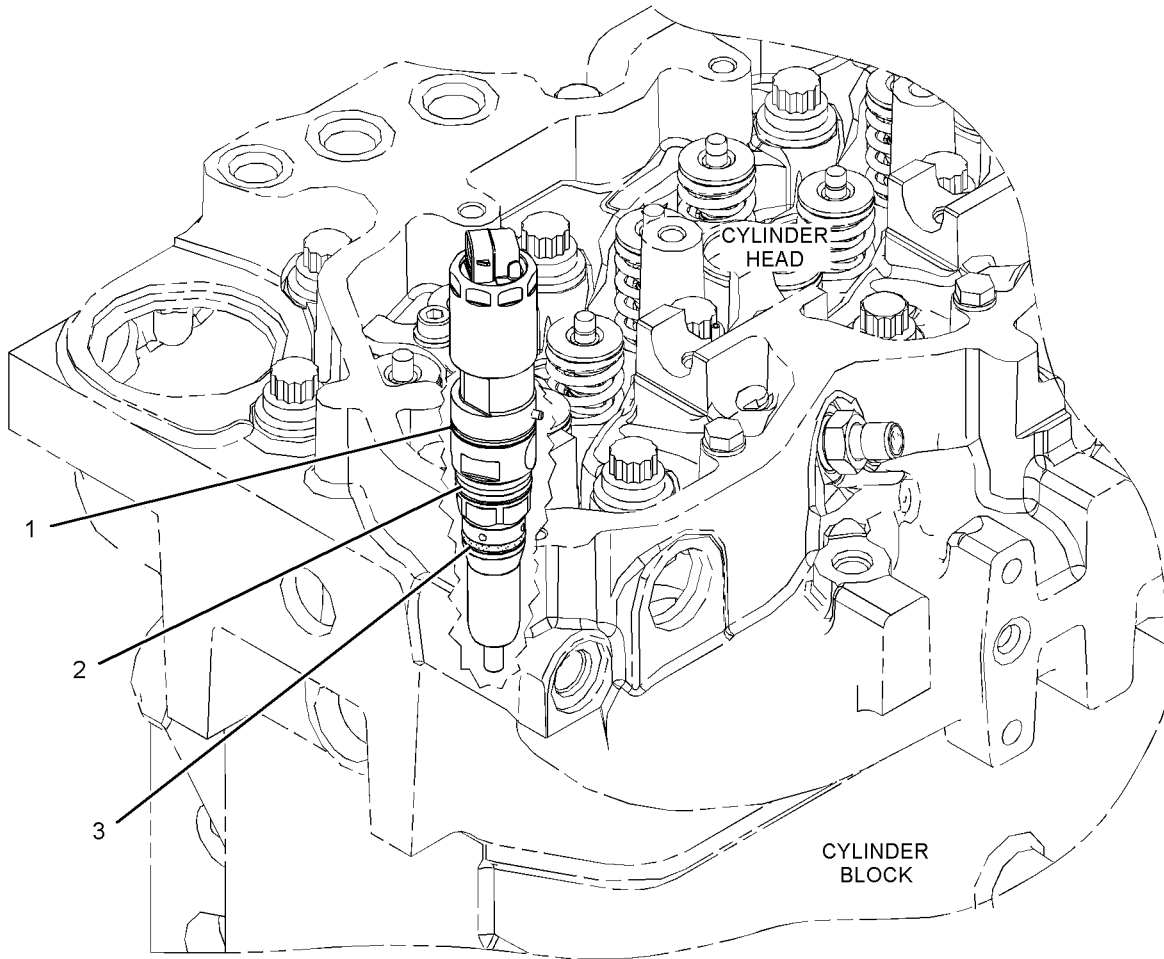
SMCS - 1251

SMCS - 1254

SMCS - 1290

104150717

NOTE	REF NO	GRAPHIC REF	PART NUMBER	QTY	PART NAME						SEE PAGE	
					1	2	3	4	5	6 (PRODUCT LEVEL)		
	1	1	263-4016	1	SEAL							
	2	1	326-2041	1	SEAL							
	3	1	326-2042	1	SEAL							



g02149576

GRAPHIC #1

<END>

# FUEL SYSTEM

## 325-0061 LINES GP-FUEL

S/N: PLR1-UP

PART OF 324-3020 CHASSIS AR

SMCS - 1274

104315597

NOTE	REF NO	GRAPHIC REF	PART NUMBER	QTY	PART NAME						SEE PAGE
					1	2	3	4	5	6 (PRODUCT LEVEL)	
	1	1	8T-0119	2	ELBOW						
	2	1	231-1345	1	BRACKET AS						
	3	1	266-2404	1	BRACKET AS						
	4	1	287-0338	1	BRACKET AS						
	5	1	325-1568	1	HOSE AS						
	6	1	325-1569	1	HOSE AS						
	7	1	325-1583	1	TUBE AS						
	8	1	349-8519	1	ELBOW AS						
		1	6V-9003	1	ELBOW						
		1	228-7091	1	SEAL-O-RING						
		1	238-5081	1	SEAL-O-RING						
	9	1	351-0263	1	VALVE-BALL						
	10	1	351-0265	1	VALVE-BALL						
	11	1	100-4336	5	CLIP						
	12	1	109-3001	1	STUD-TAPERLOCK (M10X1.5X65-MM)						
	13	1	133-7810	2	STUD-TAPERLOCK (M10X1.5X45-MM)						
	14	1	1K-4649	1	SPACER (0.516X1X1-IN THK)						
	15	1	1P-4278	1	CLAMP-HOSE						
	16	1	1S-0996	1	CLIP						
	17	1	228-7090	1	SEAL-O-RING						
	18	1	238-5080	5	SEAL-O-RING						
	19	1	281-5981	1	ELBOW AS						
		1	6V-8722	1	ELBOW						
		1	228-7091	1	SEAL-O-RING						
		1	238-5080	1	SEAL-O-RING						
	20	1	287-3049	1	STUD (M10X1.5X50-MM)						
	21	1	319-6225	1	ELBOW AS						
		1	6V-8625	1	ELBOW						
		1	228-7090	1	SEAL-O-RING						
		1	238-5080	1	SEAL-O-RING						
	22	1	5C-7261	1	NUT (M8X1.25-THD)						
	23	1	5D-1026	1	CLAMP-BAND						
	24	1	5P-4116	2	WASHER-HARD (8.8X20.5X2-MM THK)						
	25	1	5P-9299	4	CLIP						
	26	1	6D-4244	4	CLIP						
	27	1	6V-4292	1	ELBOW						
	28	1	7X-7729	5	WASHER (11X25X3-MM THK)						
	29	1	8T-1887	1	CLIP (SLOT)						
	30	1	8T-1888	1	CLIP (TAB)						
	31	1	8T-1891	1	CLIP (SLOT)						
	32	1	8T-1892	1	CLIP (TAB)						
	33	1	8T-4121	13	WASHER-HARD (11X21X2.5-MM THK)						
	34	1	8T-4133	5	NUT (M10X1.5-THD)						
	35	1	8T-4136	1	BOLT (M10X1.5X25-MM)						
	36	1	8T-4137	4	BOLT (M10X1.5X20-MM)						
	37	1	8T-4179	1	BOLT (M12X1.75X20-MM)						
	38	1	8T-4186	1	BOLT (M10X1.5X40-MM)						
	39	1	8T-4195	4	BOLT (M10X1.5X30-MM)						
	40	1	8T-4223	1	WASHER-HARD (13.5X25.5X3-MM THK)						
	41	1	8T-4896	1	WASHER-HARD (10.2X18.5X2.5-MM THK)						
	42	1	8T-5005	1	BOLT (M10X1.5X70-MM)						
	43	1	8V-9708	1	SPACER (14.3X25.4X35-MM THK)						
D	44	1	5P-5991	5P-1908	HOSE (0.4-M)						

# FUEL SYSTEM

E	45	1	5P-1505	HOSE (104-CM)
	46	1	368-8078	1 BRACKET

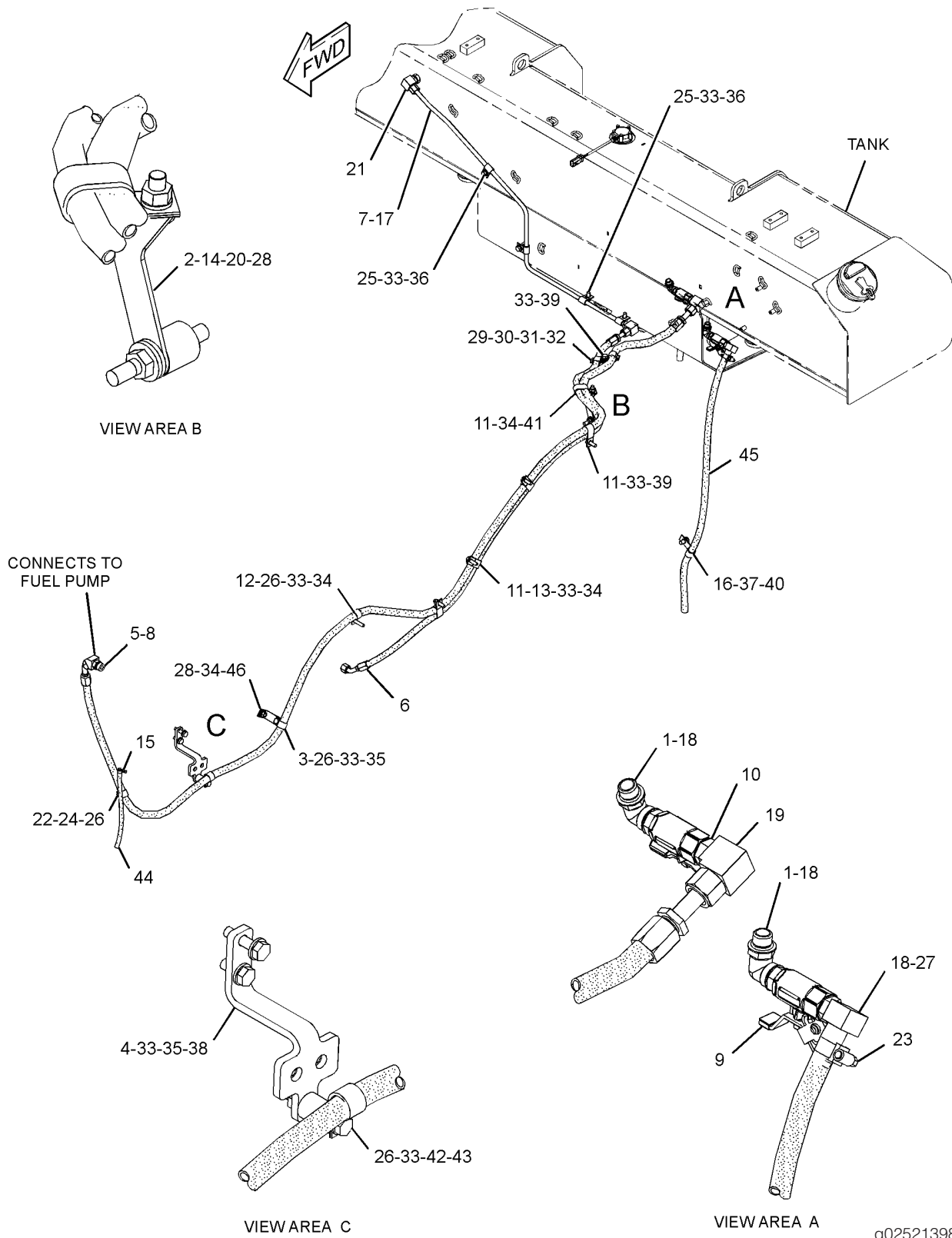
D-ORDER BY THE METER  
E-ORDER BY THE CENTIMETER  
I-REFER TO HYDRAULIC INFORMATION SYSTEM  
M-METRIC PART



# FUEL SYSTEM

325-0061 LINES GP-FUEL (contd.)

i04315597



GRAPHIC #1

<END>

g02521398

# FUEL SYSTEM

## 331-2758 LINES GP-FUEL

S/N: MME1-UP

PART OF 364-1558 ENGINE AR-COMplete

FOR USE WITH AIR COOLED ECM AND FUEL COOLED INJECTORS

SMCS - 1274

I04485172

NOTE	REF NO	GRAPHIC REF	PART NUMBER	QTY	PART NAME						SEE PAGE
					1	2	3	4	5	6 (PRODUCT LEVEL)	
	1	1	191-7805	1	ELBOW AS						
		1	030-7947	1	ELBOW						
		1	214-7568	1	SEAL-O-RING						
	2	1	313-9614	1	ADAPTER AS						
		1	2R-6806	1	CONNECTOR-O-RING						
		1	214-7568	1	SEAL-O-RING						
	3	1	327-0377	1	VALVE-CHECK						
Y	4	1	327-4448	1	VALVE GP-CHECK (FUEL PRESSURE REGULATING)						179
	5	1	335-9438	1	MANIFOLD-FUEL						
	6	1	337-8005	1	TUBE AS-FUEL						
	7	1	337-8006	1	TUBE AS-FUEL						
	8	1	337-8007	1	TUBE AS-FUEL						
	9	1	343-8115	1	ELBOW AS						
		1	030-7946	1	ELBOW						
		1	214-7566	1	SEAL-O-RING						
	10	1	349-8383	1	ADAPTER AS						
		1	7J-4026	1	ELBOW						
		1	214-7568	1	SEAL-O-RING						
	11	1	119-6764	1	CLIP						
	12	1	133-3260	1	SPACER (11X19X10-MM THK)						
	13	1	183-3407	1	PLUG AS						
		1	9S-8004	1	PLUG-O-RING						
		1	214-7568	1	SEAL-O-RING						
	14	1	214-7568	1	SEAL-O-RING						
	15	1	6V-2317	1	BOLT (M8X1.25X30-MM)						
	16	1	6V-3940	2	BOLT (M8X1.25X25-MM)						
	17	1	6V-5217	1	BOLT (M8X1.25X20-MM)						
	18	1	9M-1974	4	WASHER-HARD (8.8X16X2-MM THK)						
	19	1	9S-4200	1	CLIP						

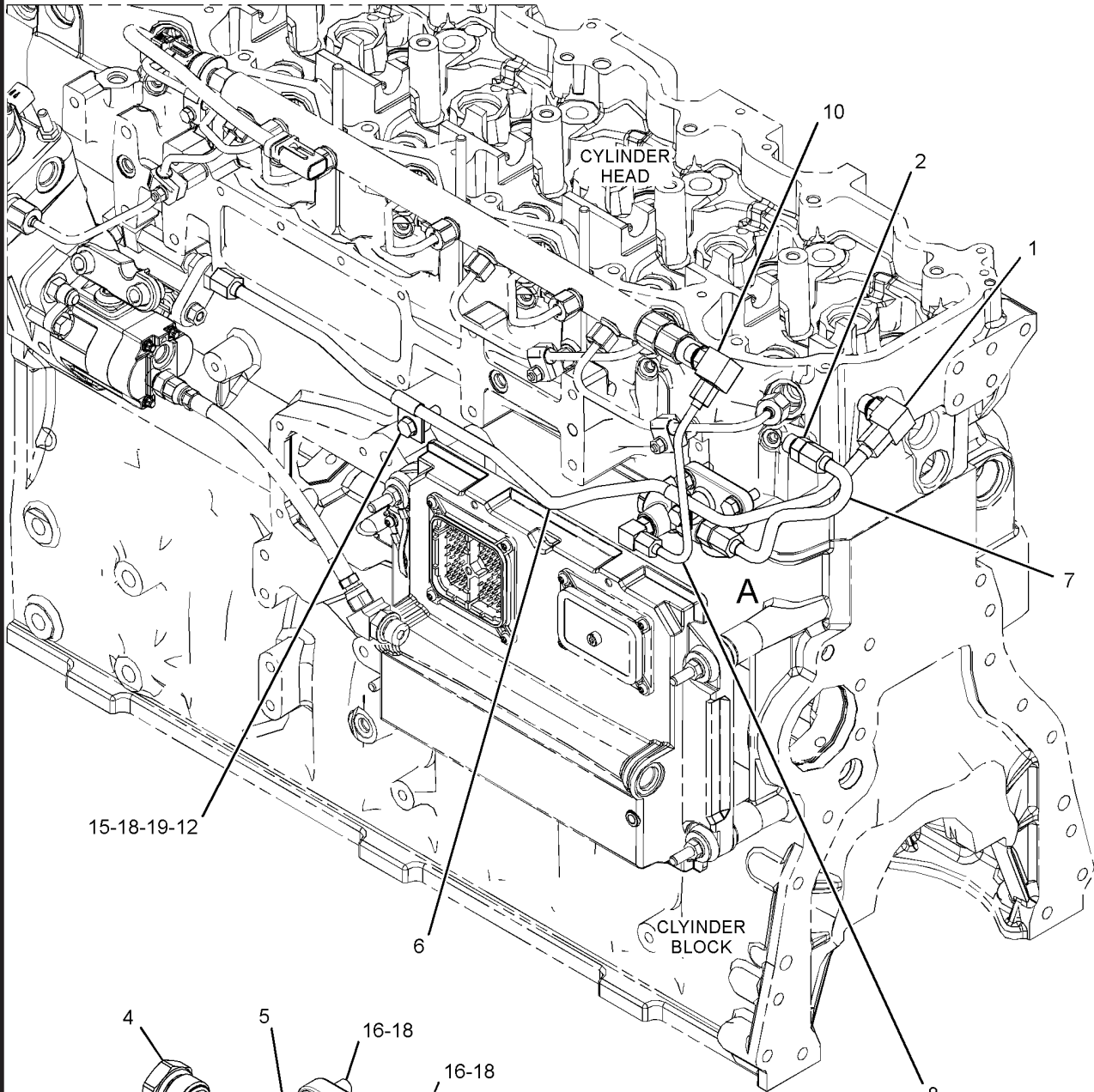
M-METRIC PART

Y-SEPARATE ILLUSTRATION

# FUEL SYSTEM

331-2758 LINES GP-FUEL (contd.)

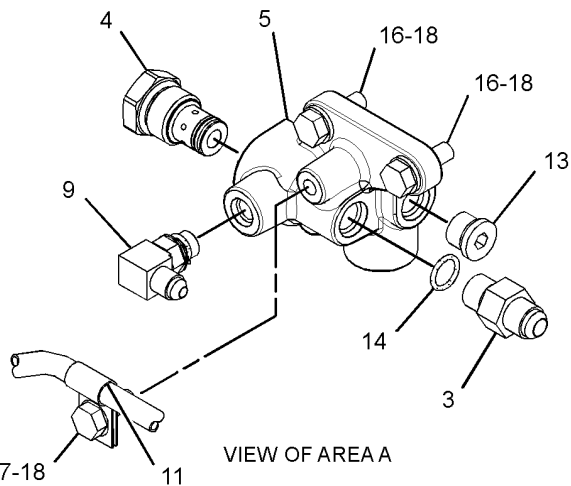
i04485172



15-18-19-12

A

CYLINDER BLOCK



VIEW OF AREA A

17-18  
GRAPHIC #1

g02296294

<END>

# FUEL SYSTEM

## 347-4240 LINES GP-FUEL FILTER

S/N: MME1-UP

REMOTE

PART OF 364-1558 ENGINE AR-COMPLETE

SMCS - 1261

SMCS - 1274

104524433

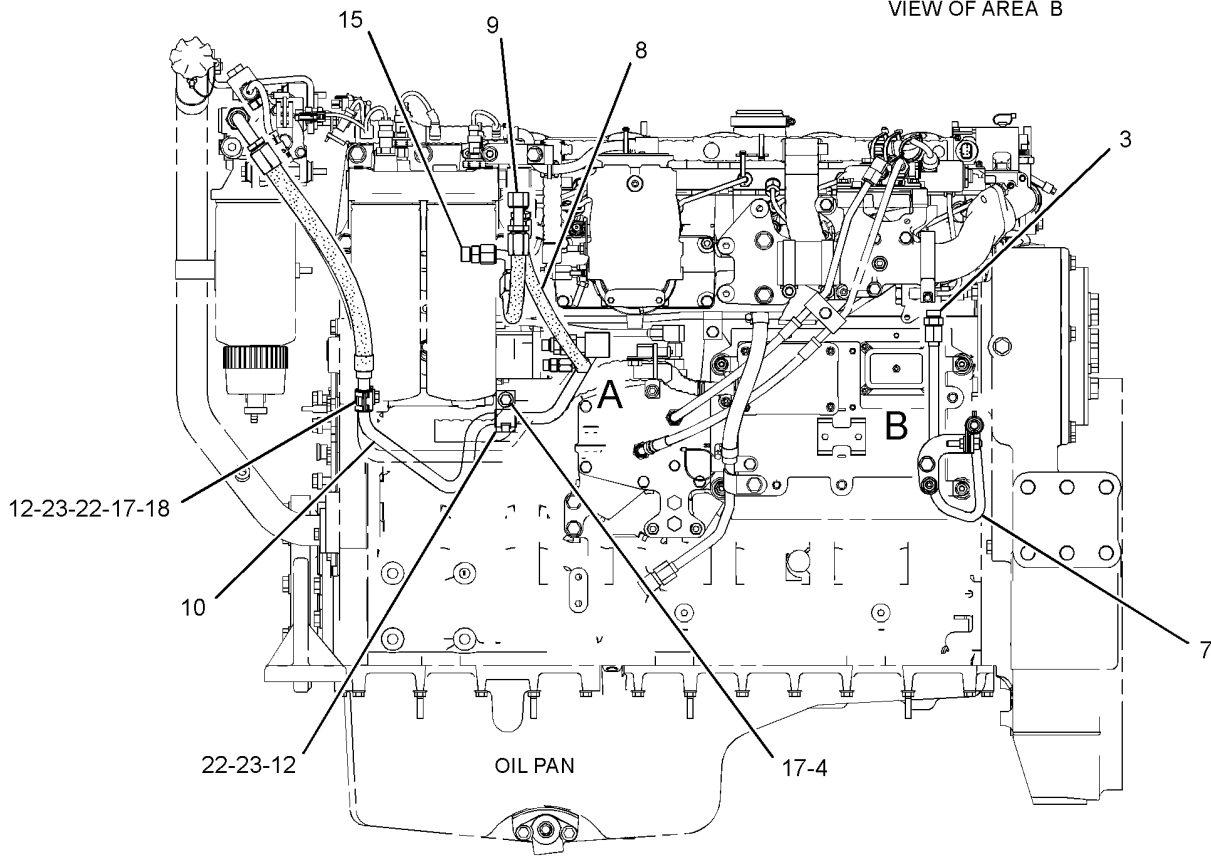
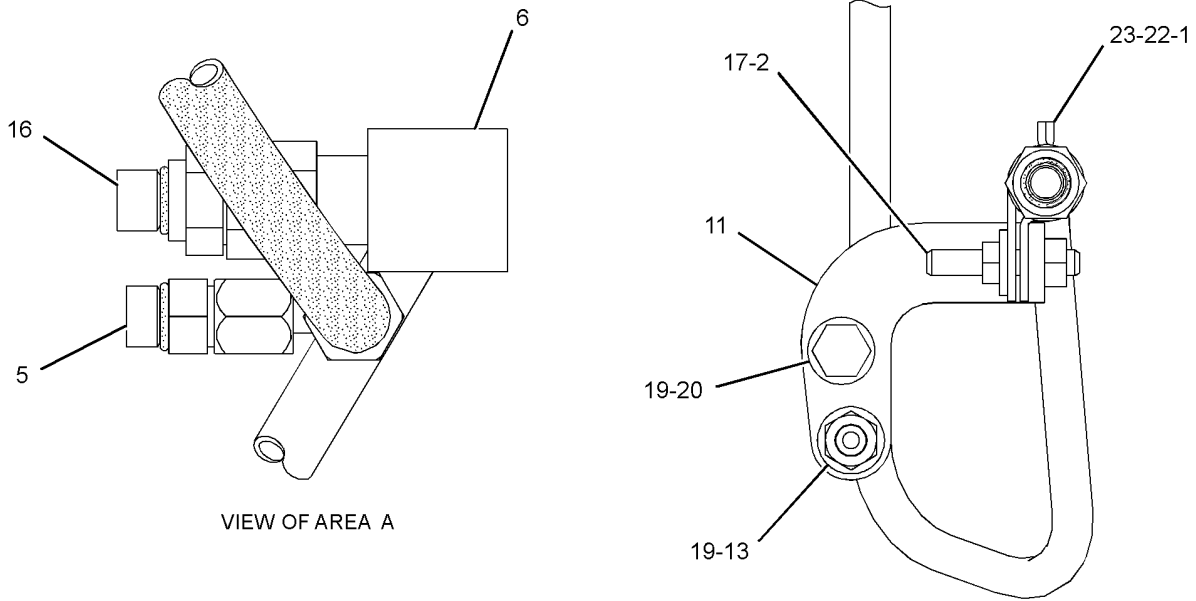
NOTE	REF NO	GRAPHIC REF	PART NUMBER	QTY	PART NAME						SEE PAGE
					1	2	3	4	5	6 (PRODUCT LEVEL)	
	1	1	4P-7233	1	GROMMET						
	2	1	104-6385	1	STUD (M8X1.25-THD)						
	3	1	307-9615	1	ADAPTER AS						
		1	8M-0505	1	CONNECTOR						
		1	238-5080	1	SEAL-O-RING						
	4	1	6V-5215	1	BOLT (M8X1.25X16-MM)						
	5	1	313-9614	1	ADAPTER AS						
		1	2R-6806	1	CONNECTOR-O-RING						
		1	214-7568	1	SEAL-O-RING						
	6	1	314-5072	1	ADAPTER AS						
		1	157-2348	1	ELBOW						
		1	228-7091	1	SEAL-O-RING						
	7	1	348-6808	1	TUBE AS-FUEL						
	8	1	348-6809	1	HOSE AS						
	9	1	348-6810	1	HOSE AS						
	10	1	373-8359	1	HOSE AS						
	11	1	348-6812	1	BRACKET AS						
	12	1	100-3237	2	GROMMET						
	13	1	101-3129	1	STUD (M10X1.5-THD)						
	15	1	319-6217	1	CONNECTOR AS						
		1	6V-8639	1	CONNECTOR						
		1	228-7090	1	SEAL-O-RING						
		1	238-5080	1	SEAL-O-RING						
	16	1	319-6240	1	CONNECTOR AS						
		1	6V-9873	1	CONNECTOR						
		1	214-7568	1	SEAL-O-RING						
		1	228-7090	1	SEAL-O-RING						
	17	1	3E-4352	3	WASHER-HARD (8.8X20.5X2.5-MM THK)						
	18	1	6V-3940	1	BOLT (M8X1.25X25-MM)						
	19	1	6V-5839	2	WASHER (11X21X2.5-MM THK)						
	20	1	6V-6317	1	BOLT (M10X1.5X20-MM)						
	22	1	8T-1887	3	CLIP (SLOT)						
	23	1	8T-1888	3	CLIP (TAB)						

M-METRIC PART

# FUEL SYSTEM

347-4240 LINES GP-FUEL FILTER (contd.)

i04524433



GRAPHIC #1

LEFT SIDE VIEW OF ENGINE

g02708181

<END>

# FUEL SYSTEM

## 347-1932 MANIFOLD & MTG GP-FUEL

S/N: PLR1-UP

AFTERTREATMENT REGENERATION DEVICE

PART OF 362-8790 MODULE AR-CLEAN EMISSIONS

SMCS - 1274

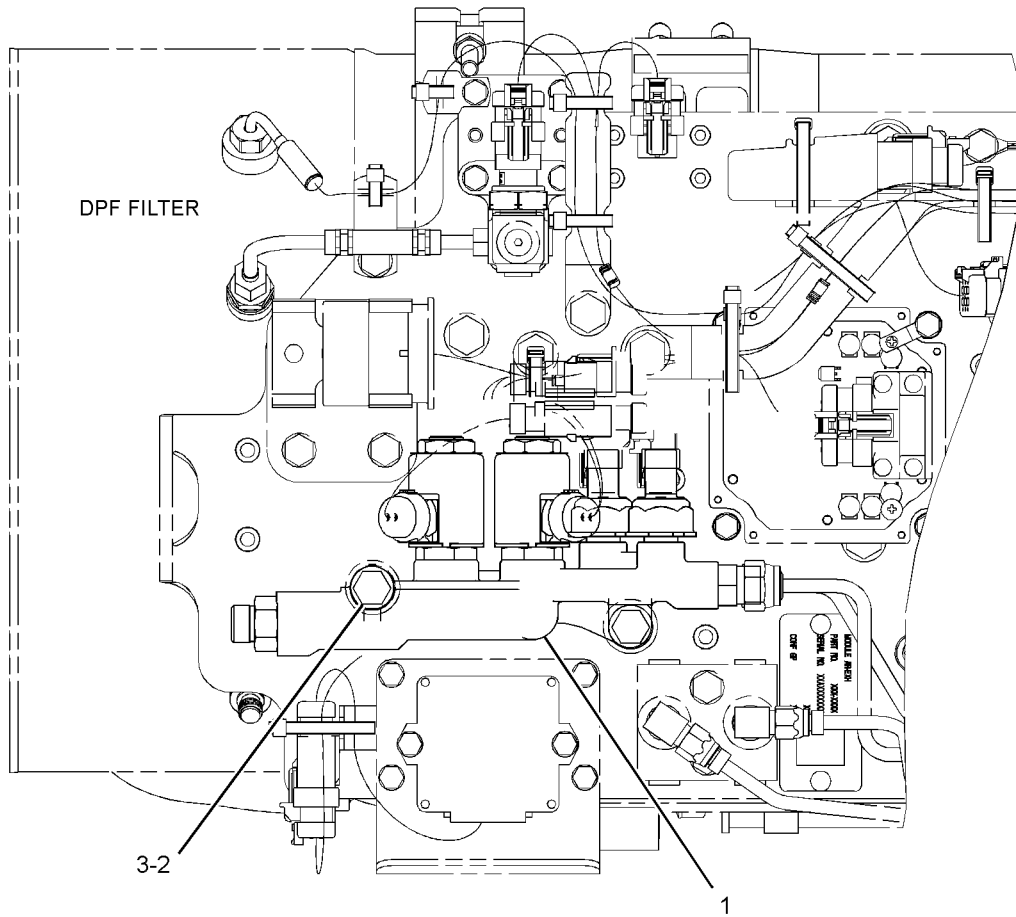
SMCS - 1380

SMCS - 1702

104033324

NOTE	REF NO	GRAPHIC REF	PART NUMBER	QTY	PART NAME						SEE PAGE
					1	2	3	4	5	6 (PRODUCT LEVEL)	
Y	1	1	344-0390	1	MANIFOLD GP-FUEL (AFTERTREATMENT REGEN DEVICE)						163
	2	1	344-1199	2	WASHER-HARD (11X21X2.5-MM THK)						
	3	1	347-9208	2	BOLT (M10X1.5X90-MM)						

Y-SEPARATE ILLUSTRATION



RIGHT SIDE VIEW

g02275434

GRAPHIC #1

<END>

# FUEL SYSTEM

## 344-0390 MANIFOLD GP-FUEL

S/N: PLR1-UP

AFTERTREATMENT REGENERATION DEVICE

PART OF 347-1932 MANIFOLD & MTG GP-FUEL

SMCS - 1274

104036579

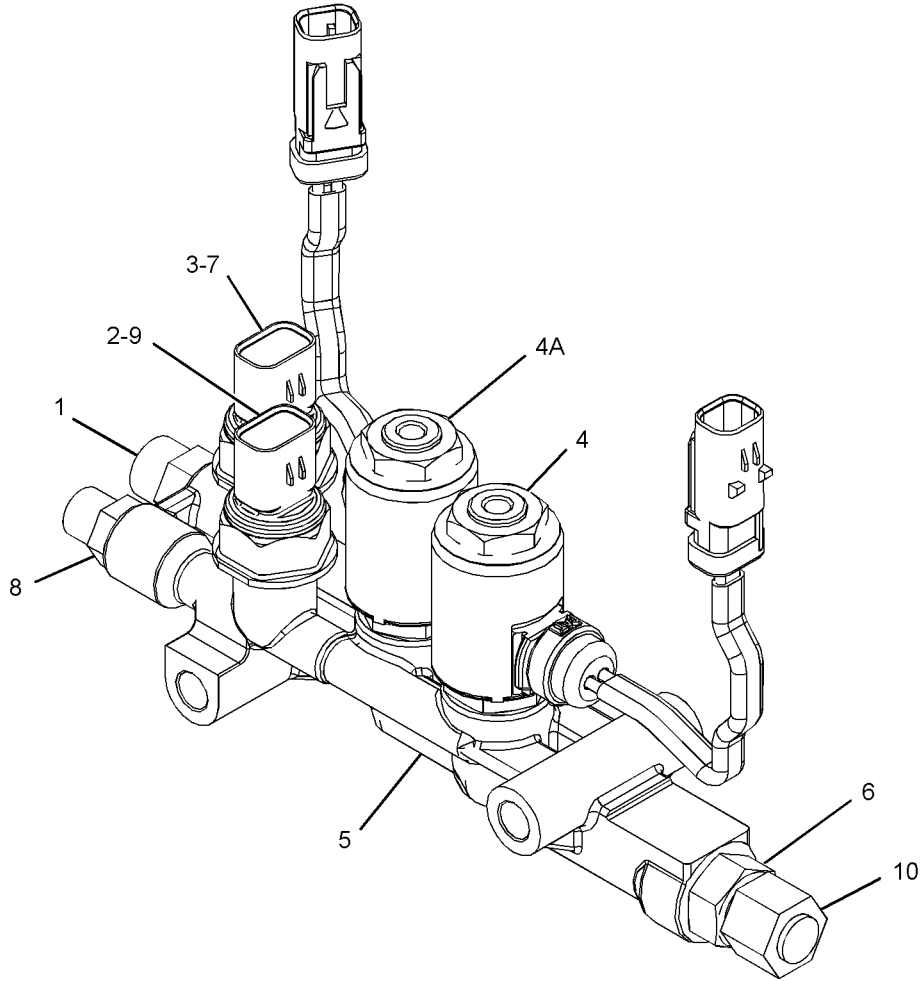
NOTE	REF NO	GRAPHIC REF	PART NUMBER	QTY	PART NAME						SEE PAGE
					1	2	3	4	5	6 (PRODUCT LEVEL)	
	1	1	307-6195	1	ADAPTER AS						
		1	8T-5043	1	CONNECTOR						
		1	214-7567	1	SEAL-O-RING						
		1	228-7089	1	SEAL-O-RING						
	2	1	320-3064	1	SENSOR GP-PRESSURE (ARD PILOT FUEL)						
	3	1	320-3065	1	SENSOR GP-PRESSURE (ARD MAIN FUEL)						
Y	4	1	331-9208	1	VALVE GP-SOLENOID (ARD PILOT FUEL)						182
Y	4A	1	331-9208	1	VALVE GP-SOLENOID (ARD MAIN FUEL)						182
	5	1	340-1438	1	MANIFOLD						
	6	1	341-3150	1	CONNECTOR AS-FILTER						
		1	228-7089	1	SEAL-O-RING						
		1	238-5080	1	SEAL-O-RING						
	7	1	214-7568	1	SEAL-O-RING						
	8	1	321-8675	1	CONNECTOR AS						
		1	6V-8641	1	CONNECTOR						
		1	214-7568	1	SEAL-O-RING						
		1	228-7088	1	SEAL-O-RING						
	9	1	214-7567	1	SEAL-O-RING						
	10	1	6V-9829	1	CAP						

Y-SEPARATE ILLUSTRATION

# FUEL SYSTEM

344-0390 MANIFOLD GP-FUEL (contd.)

i04036579



GRAPHIC #1

<END>

g02150628



# FUEL SYSTEM

## 347-0116 MOUNTING GP-FUEL FILTER

S/N: MME1-UP

LOCATED ON THE UPPER LEFT SIDE OF THE ENGINE MOUNTED TO THE CEM MOUNTING STRUCTURE

PART OF 364-1558 ENGINE AR-COMplete

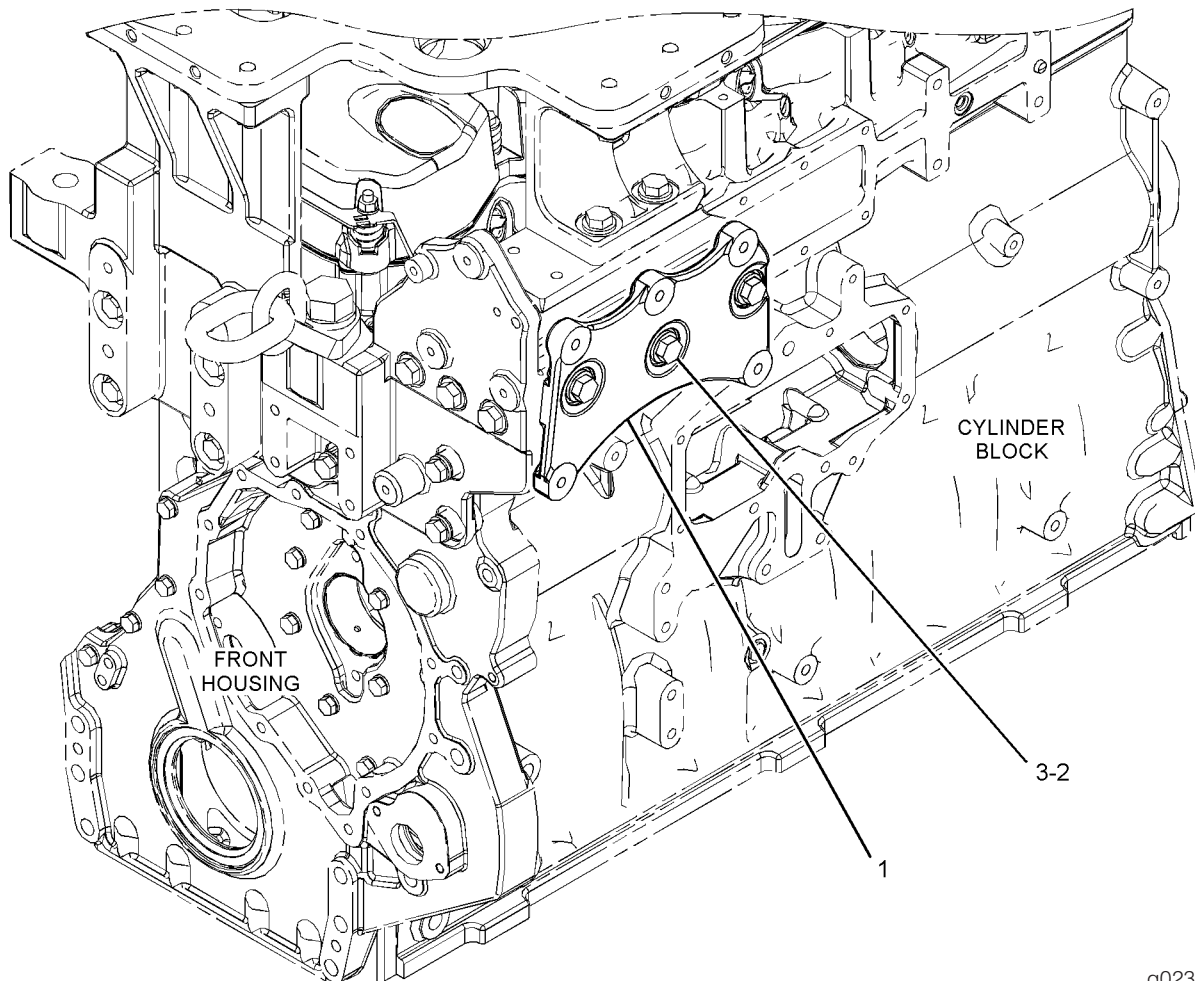
SMCS - 1261

SMCS - 1262

104059898

NOTE	REF NO	GRAPHIC REF	PART NUMBER	QTY	PART NAME						SEE PAGE
					1	2	3	4	5	6 (PRODUCT LEVEL)	
	1	1	345-7121	1	PLATE-FUEL FILTER						
	2	1	5P-8245	3	WASHER-HARD (13.5X25.5X3.0-MM THK)						
	3	1	6V-3668	3	BOLT (M12X1.75X30-MM)						

M-METRIC PART



g02300873

GRAPHIC #1

<END>

# FUEL SYSTEM

## 344-9101 PUMP GP-FUEL INJECTION

S/N: MME1-UP

PART OF 347-0103 ENGINE AR-CORE

FOR USE WITH MOUNTING GP-PUMP

SMCS - 1251

SMCS - 1290

I04359152

NOTE	REF NO	GRAPHIC REF	PART NUMBER	QTY	PART NAME						SEE PAGE
					1	2	3	4	5	6 (PRODUCT LEVEL)	
	1	1	214-7567	1	SEAL-O-RING						
	2	1	293-3579	1	PLATE						
Y	3	1	375-5244	1	PUMP GP-FUEL INJECTION						169
	4	1	344-3811	1	BRACKET AS						
		1	7E-3443	2	BUSHING-TERMINAL						
	5	1	353-5119	1	ADAPTER AS						
		1	214-7568	1	SEAL-O-RING						
		1	353-5118	1	ADAPTER						
	6	1	214-7568	1	SEAL-O-RING						
	7	1	294-2630	1	ELBOW						
	8	1	2P-1279	2	LOCKNUT (9/16-18-THD)						
	9	1	3E-9412	1	DOWEL						
	10	1	5P-2618	1	CONNECTOR						
	11	1	5P-7970	2	NUT (M8X1.25-THD)						
	12	1	9M-1974	2	WASHER-HARD (8.8X16X2-MM THK)						

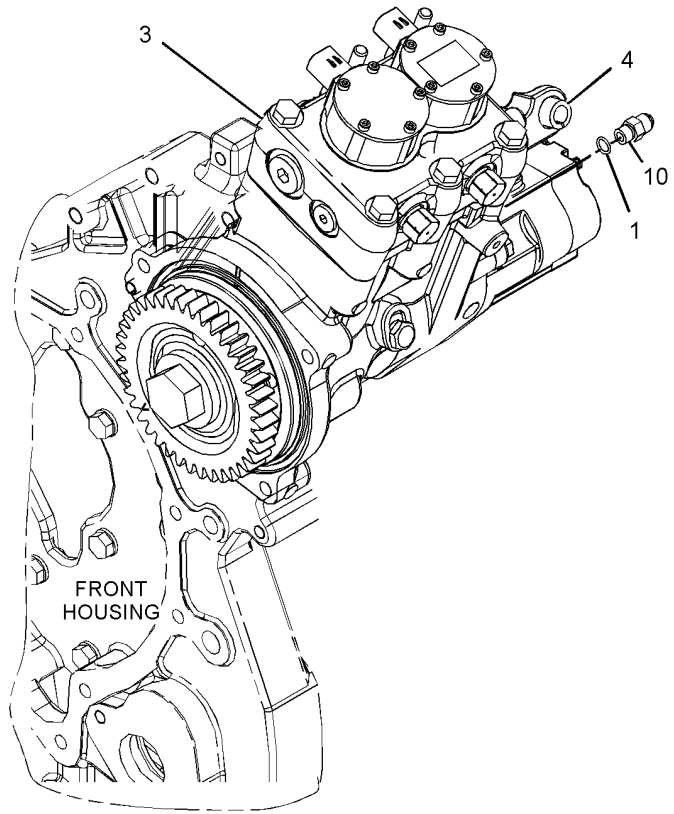
M-METRIC PART

Y-SEPARATE ILLUSTRATION

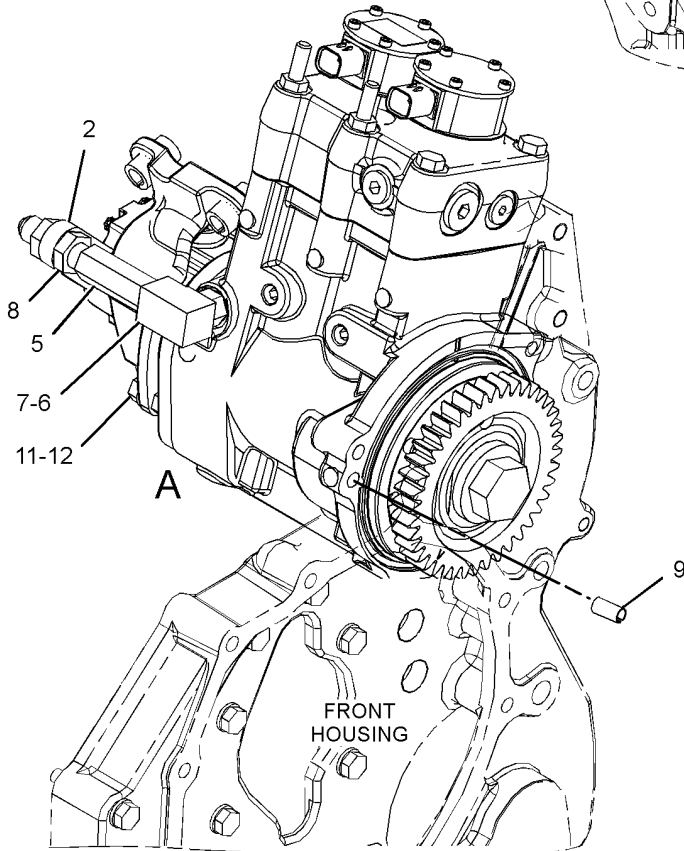
# FUEL SYSTEM

344-9101 PUMP GP-FUEL INJECTION (contd.)

i04359152



VIEW OF AREA A



GRAPHIC #1

g02150629

<END>

# FUEL SYSTEM

## 345-1974 PUMP GP-FUEL INJECTION

S/N: MME1-UP

PROVIDES A 1.97 STEADY FLOW COMMON RAIL 350 FUEL COOLED INJECTOR AND QUILL GROUP

PART OF 347-0103 ENGINE AR-CORE

SMCS - 1251

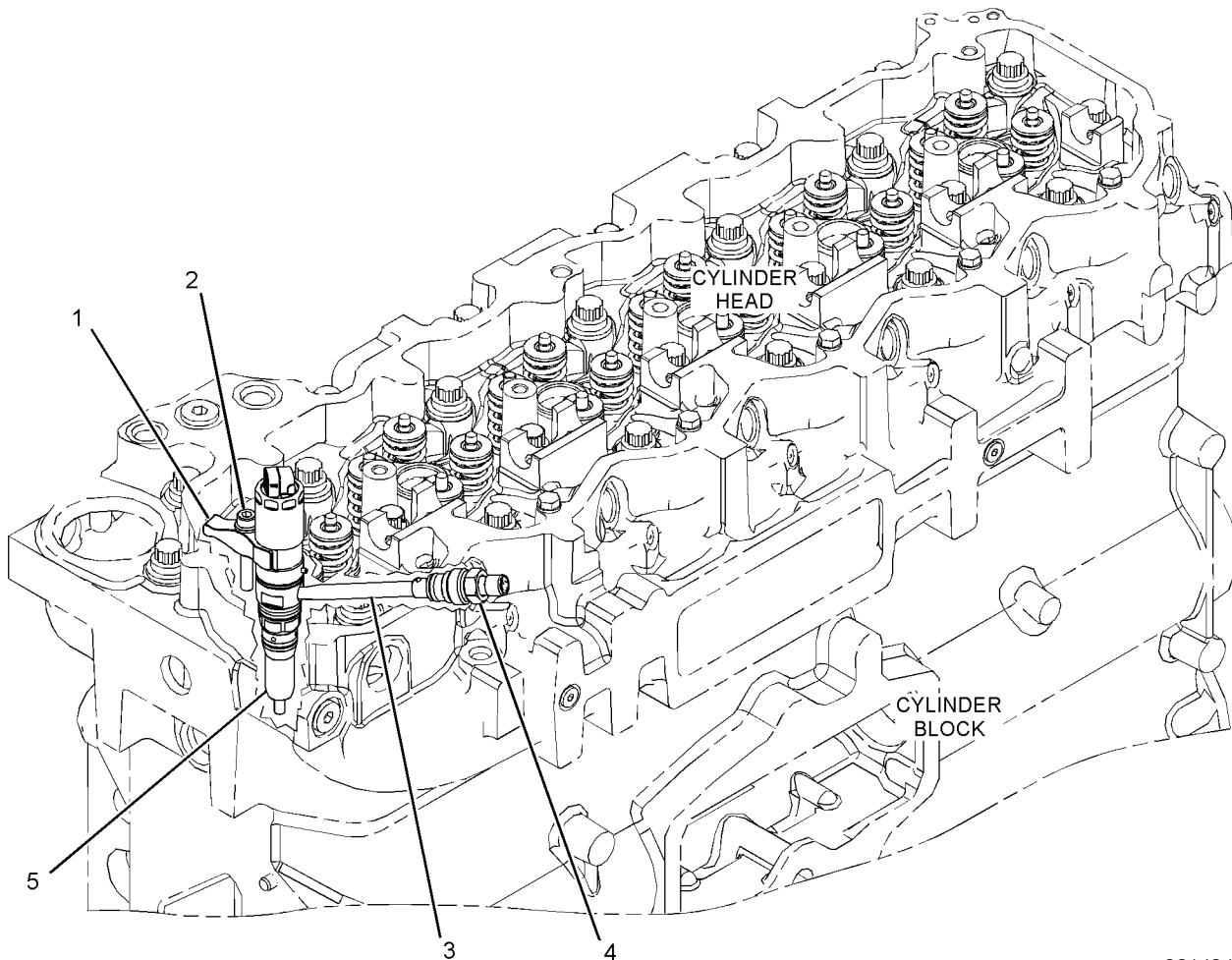
SMCS - 1290

104150731

NOTE	REF NO	GRAPHIC REF	PART NUMBER	QTY	PART NAME						SEE PAGE
					1	2	3	4	5	6 (PRODUCT LEVEL)	
	1	1	260-9511	1	CLAMP-INJECTOR						
	2	1	261-7595	1	BOLT-SOCKET HEAD (M8X1.25X50-MM)						
	3	1	271-2288	1	QUILL AS						
		1	274-1639	1	SEAL						
	4	1	278-5519	1	QUILL (NUT)						
Y	5	1	363-0493	1	INJECTOR GP-FUEL						154

M-METRIC PART

Y-SEPARATE ILLUSTRATION



g02149476

GRAPHIC #1

<END>

# FUEL SYSTEM

## 375-5244 PUMP GP-FUEL INJECTION

S/N: MME1-UP

COMMON RAIL

PART OF 344-9101 PUMP GP-FUEL INJECTION

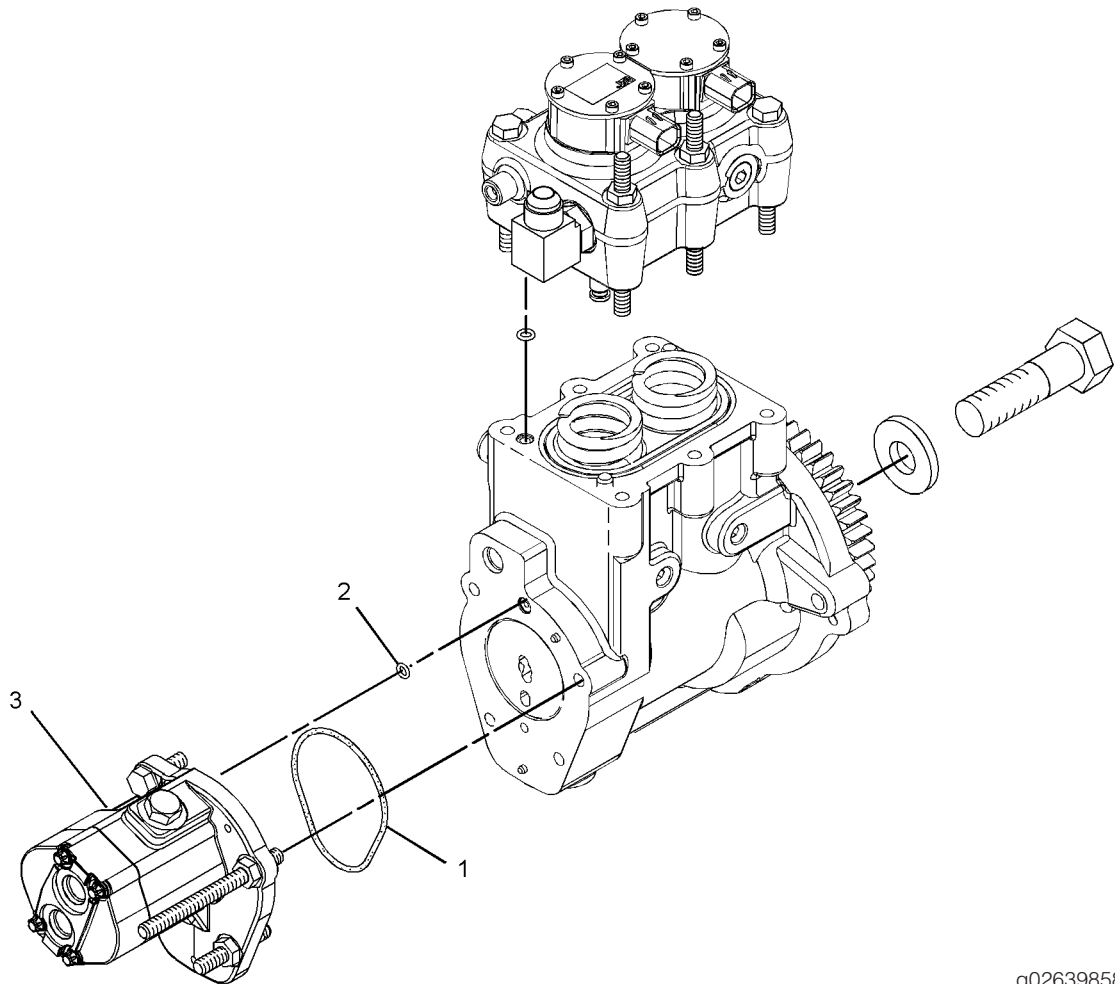
SMCS - 1251

SMCS - 1290

104452813

NOTE	REF NO	GRAPHIC REF	PART NUMBER	QTY	PART NAME						SEE PAGE	
					1	2	3	4	5	6 (PRODUCT LEVEL)		
	1	1	5M-6509	1								
	2	1	107-3116	1								
	3	1	346-2035	1								

PARTS SHOWN IN GRAPHIC WITHOUT CALLOUTS NOT SERVICED SEPERATELY.



g02639858

GRAPHIC #1

<END>

# FUEL SYSTEM

## 361-5084 PUMP GP-FUEL PRIMING

S/N: MME1-UP

24-VOLT.

PART OF 360-1693 PUMP GP-FUEL PRM & PRIM FILTER

SMCS - 1258

104396557

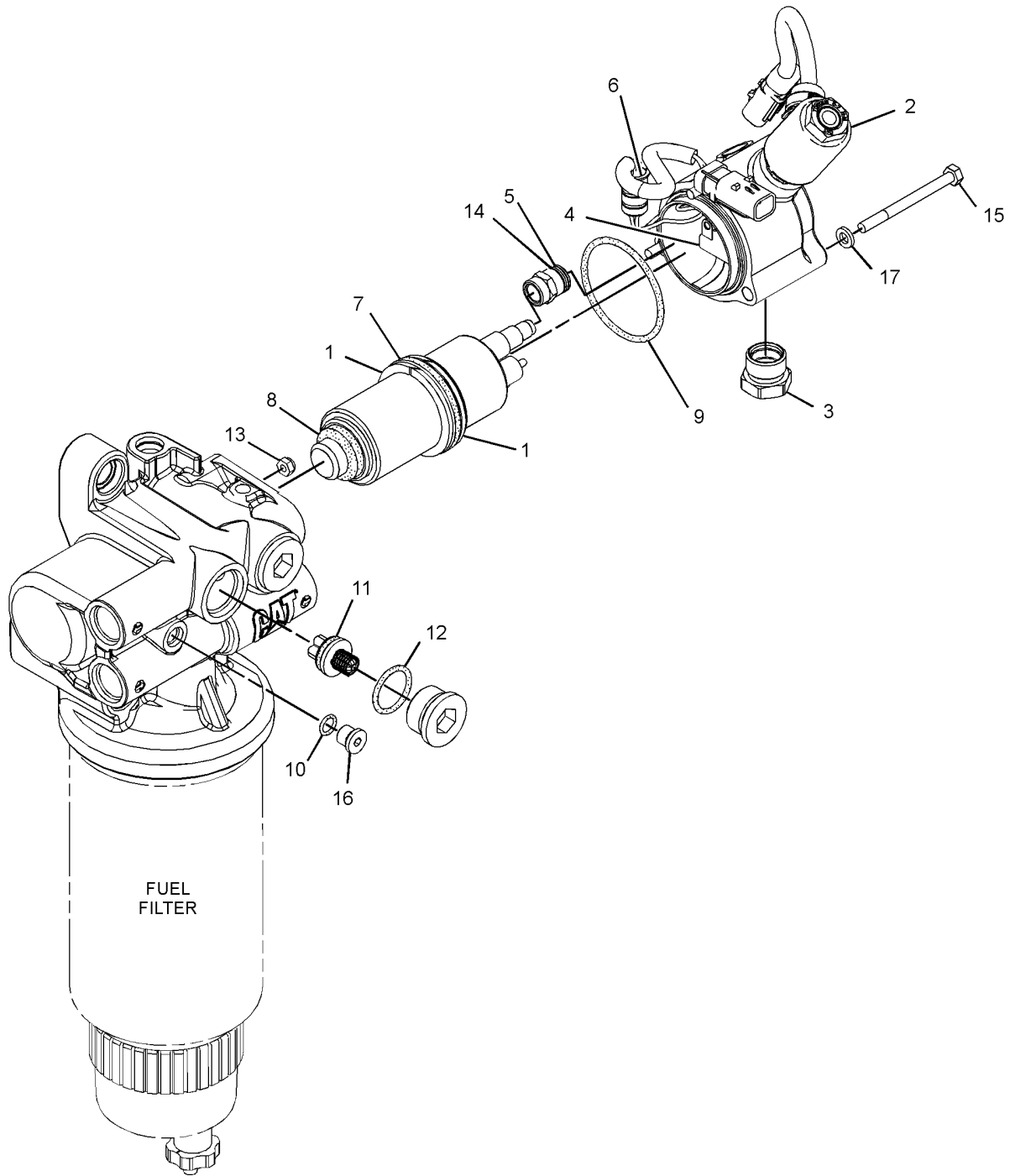
NOTE	REF NO	GRAPHIC REF	PART NUMBER	QTY	PART NAME						SEE PAGE
					1	2	3	4	5	6 (PRODUCT LEVEL)	
J	1	1	173-1016	2	RING-BACKUP						
Y	2	1	300-3556	1	VALVE GP-SOLENOID (FUEL PRIMING PUMP)						181
Y	3	1	327-8044	1	VALVE GP-CHECK						180
	4	1	364-8931	1	FILTER-ELECTRONIC (FUEL PRIMING PUMP)						
J	5	1	033-6033	1	SEAL-O-RING						
	6	1	143-2545	1	RING-RETAINING						
J	7	1	188-7536	1	SEAL						
J	8	1	188-7541	1	SEAL						
J	9	1	205-9169	1	SEAL						
	10	1	214-7566	1	SEAL-O-RING						
	11	1	236-6717	2	SEAL-O-RING						
	12	1	238-5082	2	SEAL-O-RING						
J	13	1	6D-5801	2	LOCKNUT (8-32-THD)						
J	14	1	6V-6923	1	RING-BACKUP						
	15	1	6V-8359	3	BOLT (M6X1X70-MM)						
	16	1	9S-8002	1	PLUG-O-RING						
	17	1	9X-8267	3	WASHER (6.6X12X2-MM THK)						
AVAILABLE REPAIR KIT(S):											
J			359-6657	1	KIT-FUEL PUMP (INCLUDES CONNECTOR ASSEMBLY & PUMP ASSEMBLY)						

J-KIT MARKED J INCLUDES PART(S) MARKED J  
M-METRIC PART  
Y-SEPARATE ILLUSTRATION

# FUEL SYSTEM

361-5084 PUMP GP-FUEL PRIMING (contd.)

i04396557



GRAPHIC #1

<END>

g02576937

# FUEL SYSTEM

## 360-1693 PUMP GP-FUEL PRM & PRIM FILTER

S/N: MME1-UP

24-VOLT.

PART OF 347-4241 FILTER GP-FUEL

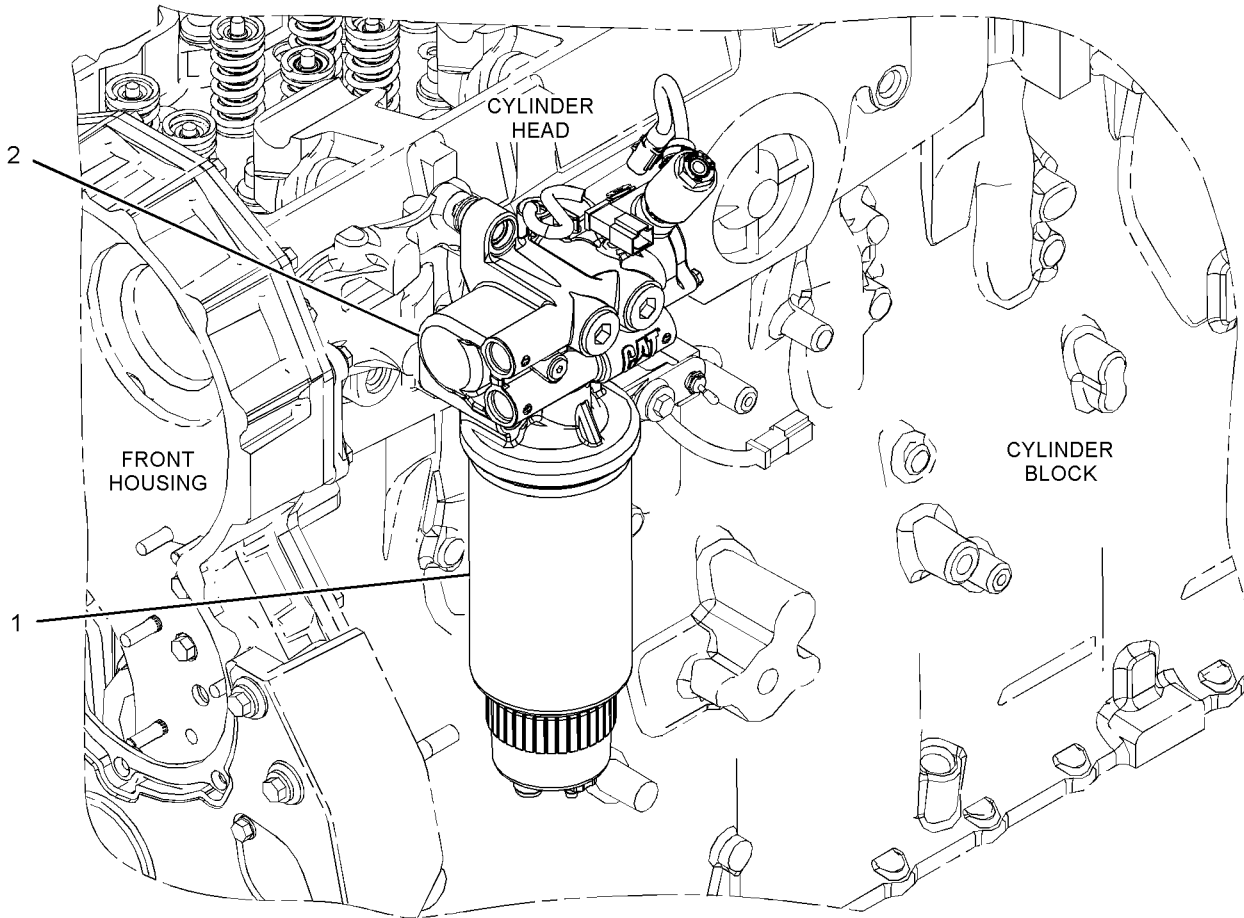
SMCS - 1258

SMCS - 1260

104282490

NOTE	REF NO	GRAPHIC REF	PART NUMBER	QTY	PART NAME						SEE PAGE
					1	2	3	4	5	6 (PRODUCT LEVEL)	
Y	1	1	212-9580	1	FILTER GP-WATER SEP & FUEL						153
Y	2	1	361-5084	1	PUMP GP-FUEL PRIMING (PRIMARY)						170

Y-SEPARATE ILLUSTRATION



g02264493

GRAPHIC #1

<END>



# FUEL SYSTEM

## 344-9102 RAIL GP-FUEL

S/N: MME1-UP

PART OF 347-0103 ENGINE AR-CORE

HIGH PRESSURE

FOR USE WITH FUEL COOLED INJECTOR CYLINDER HEAD

SMCS - 1288

104268609

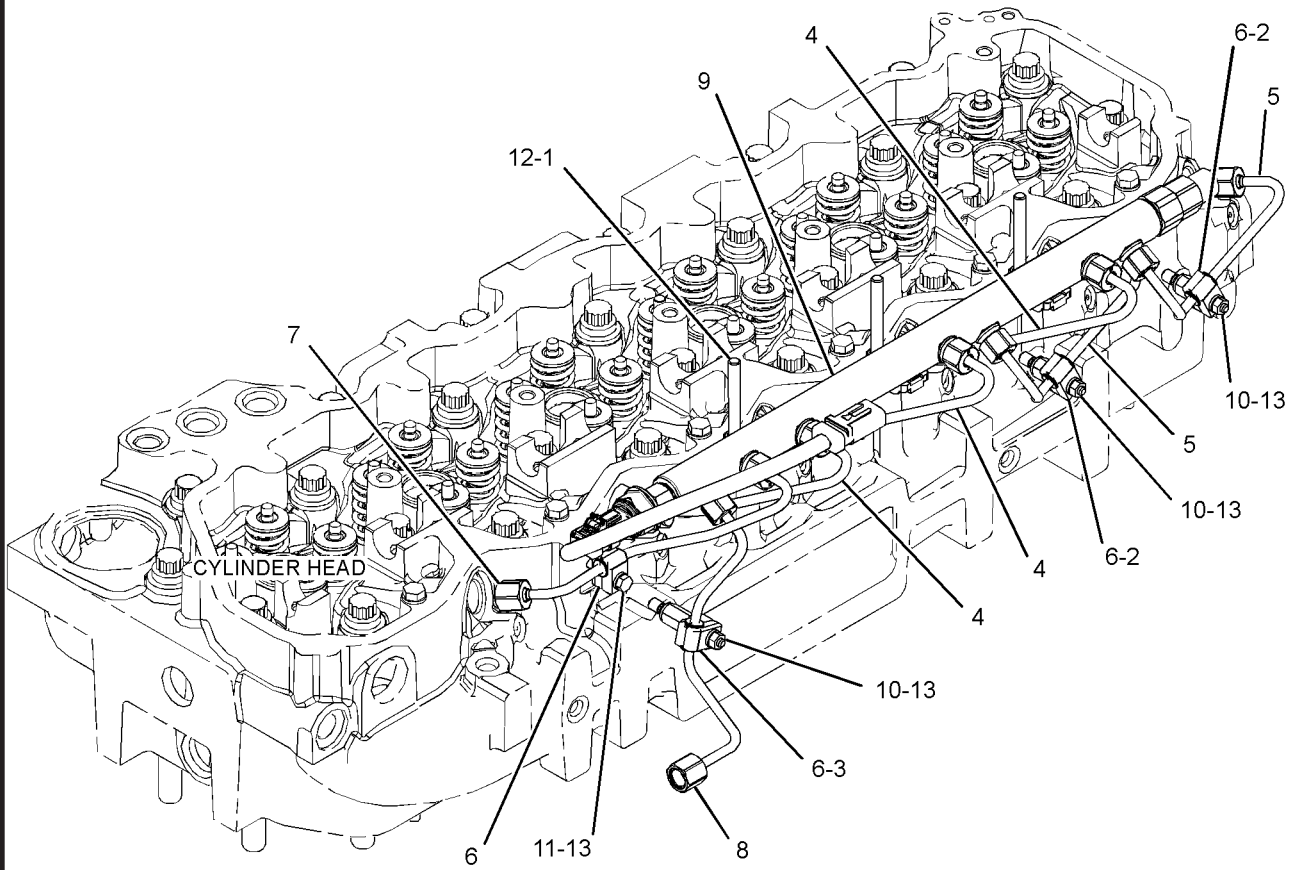
NOTE	REF NO	GRAPHIC REF	PART NUMBER	QTY	PART NAME						SEE PAGE
					1	2	3	4	5	6 (PRODUCT LEVEL)	
	1	1	131-0353	3	STUD (M8X1.25X82.75-MM)						
	2	1	325-9550	2	STUD (M8X1.25X57-MM)						
	3	1	325-9551	1	STUD (M8X1.25X66.5-MM)						
	4	1	356-5217	3	LINE AS-FUEL INJECTION						
J	5	1	356-5218	2	LINE AS-FUEL						
JLN	6	1	343-7460	8	CLAMP AS (EACH INCLUDES)						
		1	284-9377	1	CLAMP						
L	7	1	356-5215	1	LINE AS-FUEL						
N	8	1	356-5214	1	LINE AS-FUEL						
CY	9	1	362-0769	1	RAIL GP-FUEL						175
	10	1	6V-8225	3	NUT (M6X1-THD)						
	11	1	8T-0640	1	BOLT (M6X1X30-MM)						
	12	1	9M-1974	3	WASHER-HARD (8.8X16X2-MM THK)						
	13	1	9X-8267	4	WASHER (6.6X12X2-MM THK)						
AVAILABLE REPAIR KIT(S):											
J			356-0832	356-5218	2					KIT-FUEL LINES	
L			356-0828	356-5215	1					KIT-FUEL LINES	
N			356-0831	356-5214	1					KIT-FUEL LINES	
(EACH KIT INCLUDES 2 CLAMP ASSEMBLIES)											

C-CHANGE FROM PREVIOUS TYPE  
 J-KIT MARKED J INCLUDES PARTS MARKED J  
 L-KIT MARKED L INCLUDES PARTS MARKED L  
 M-METRIC PART  
 N-KIT MARKED N INCLUDES PARTS MARKED N  
 Y-SEPARATE ILLUSTRATION

# FUEL SYSTEM

344-9102 RAIL GP-FUEL (contd.)

i04268609



GRAPHIC #1

g02150074

<END>

# FUEL SYSTEM

## 362-0769 RAIL GP-FUEL

S/N: MME1-UP


PART OF 344-9102 RAIL GP-FUEL

SMCS - 1288

104107128

NOTE	REF NO	GRAPHIC REF	PART NUMBER	QTY	PART NAME						SEE PAGE
					1	2	3	4	5	6 (PRODUCT LEVEL)	
	1	1	262-5469	1	ADAPTER-SENSOR						
Y	2	1	293-5340	1	SENSOR GP-PRESSURE (FUEL RAIL)						231
	3	1	362-0770	1	VALVE AS-RELIEF						
		1	228-7102	1	SEAL-O-RING						

Y-SEPARATE ILLUSTRATION



GRAPHIC #1

g02253953

<END>

# FUEL SYSTEM

## 333-3473 TANK GP-FUEL

S/N: PLR1-UP

425-L (112.3-US GAL).

PART OF 324-3020 CHASSIS AR

SMCS - 1273

I04402818

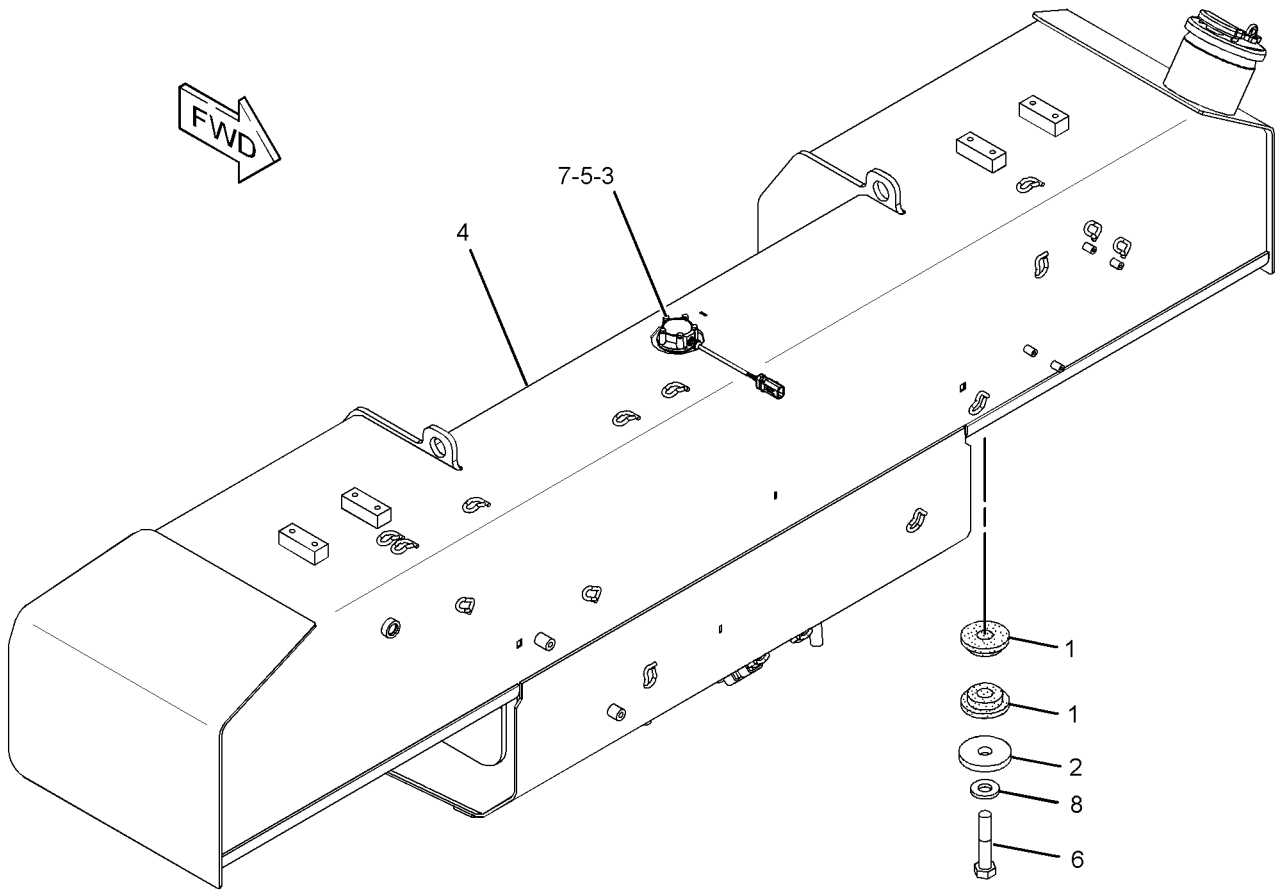
NOTE	REF NO	GRAPHIC REF	PART NUMBER	QTY	PART NAME						SEE PAGE
					1	2	3	4	5	6 (PRODUCT LEVEL)	
	1	1	6T-1698	8	MOUNT						
	2	1	241-2501	4	WASHER (22X82.55X11-MM THK)						
	3	1	333-3188	1	SENSOR AS-LIQUID LEVEL (FUEL)						
		1	8T-8729	3	PIN-CONNECTOR (16-GA TO 18-GA)						
		1	230-4014	1	RECEPTACLE AS-CONNECTOR (3-PIN)						
		1	273-4838	1	SEAL						
	4	1	334-1533	1	TANK GP-FUEL						
		1	7X-7700	1	CAP AS-FUEL						
		1	9X-8600	1	SEAL-O-RING						
		1	9X-2205	1	KIT-CAP FILTER (FUEL TANK) (INCLUDES FILTER AS, SCREWS, GASKETS & VALVE)						
		1	9P-7121	1	STRAINER-FUEL						
	5	1	6V-2314	5	BOLT (M5X0.8X35-MM)						
	6	1	7X-2565	4	BOLT (M20X2.5X100-MM)						
	7	1	8T-0328	5	WASHER-HARD (5.5X10X1-MM THK)						
	8	1	8T-5439	4	WASHER-HARD (21.5X45X6-MM THK)						

M-METRIC PART

# FUEL SYSTEM

333-3473 TANK GP-FUEL (contd.)

i04402818



GRAPHIC #1

<END>

g02270813

# FUEL SYSTEM

## 327-0376 VALVE GP-CHECK - FUEL

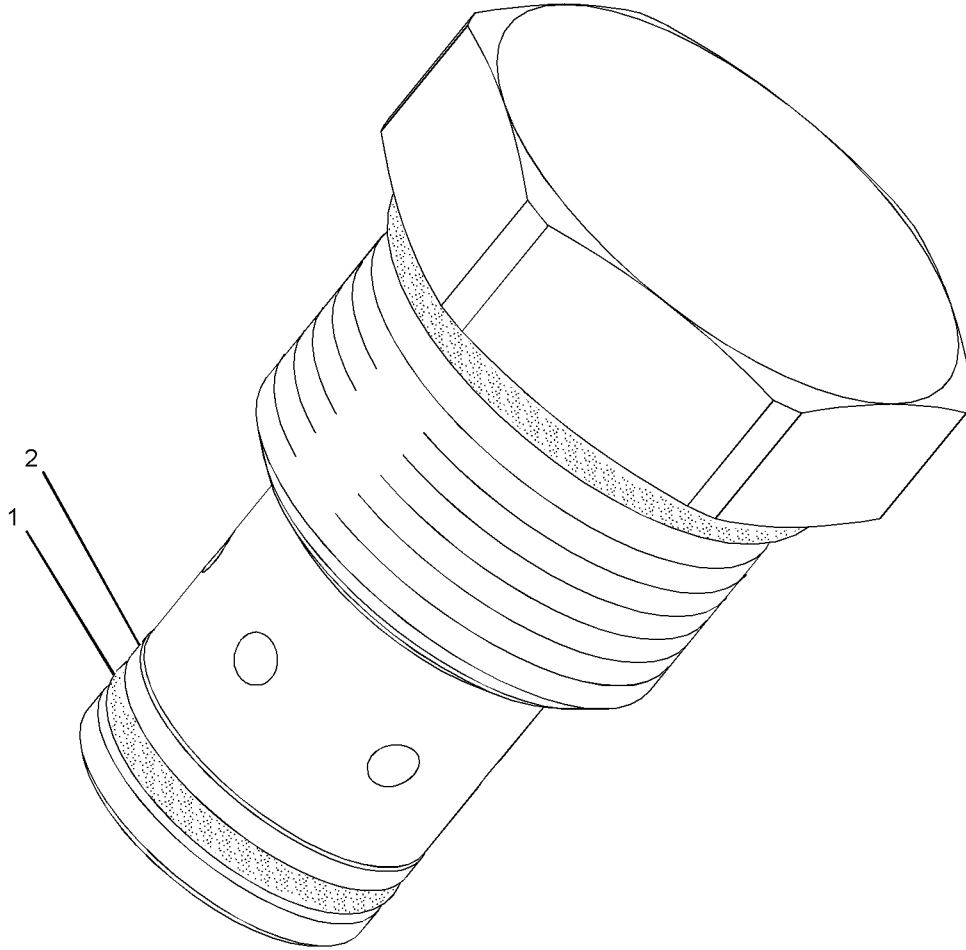
S/N: MME1-UP

PART OF 327-4448 VALVE GP-CHECK

SMCS - 1262

I03597860

NOTE	REF NO	GRAPHIC REF	PART NUMBER	QTY	PART NAME						SEE PAGE
					1	2	3	4	5	6 (PRODUCT LEVEL)	
	1	1	033-6033	1	SEAL-O-RING						
	2	1	6V-6923	1	RING-BACKUP						



GRAPHIC #1

g01294010

<END>

# FUEL SYSTEM

## 327-4448 VALVE GP-CHECK

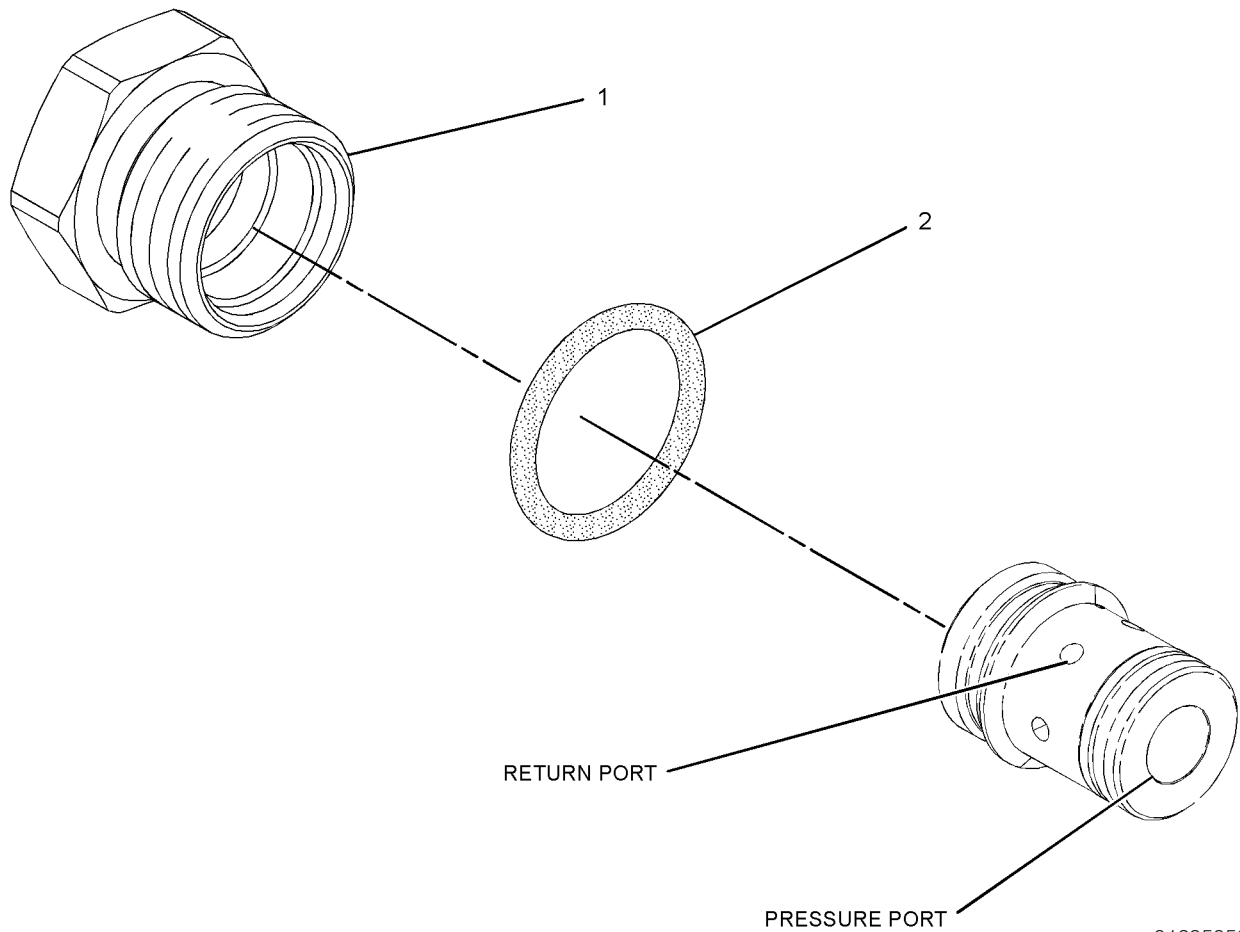
S/N: MME1-UP

FUEL PRESSURE REGULATING  
PART OF 331-2758 LINES GP-FUEL  
SMCS - 1262

104484869

NOTE	REF NO	GRAPHIC REF	PART NUMBER	QTY	PART NAME						SEE PAGE
					1	2	3	4	5	6 (PRODUCT LEVEL)	
Y	1	1	327-0376	1	VALVE GP-CHECK (FUEL)						178
	2	1	033-6027	1	SEAL-O-RING						

Y-SEPARATE ILLUSTRATION



GRAPHIC #1

<END>

# FUEL SYSTEM

## 327-8044 VALVE GP-CHECK

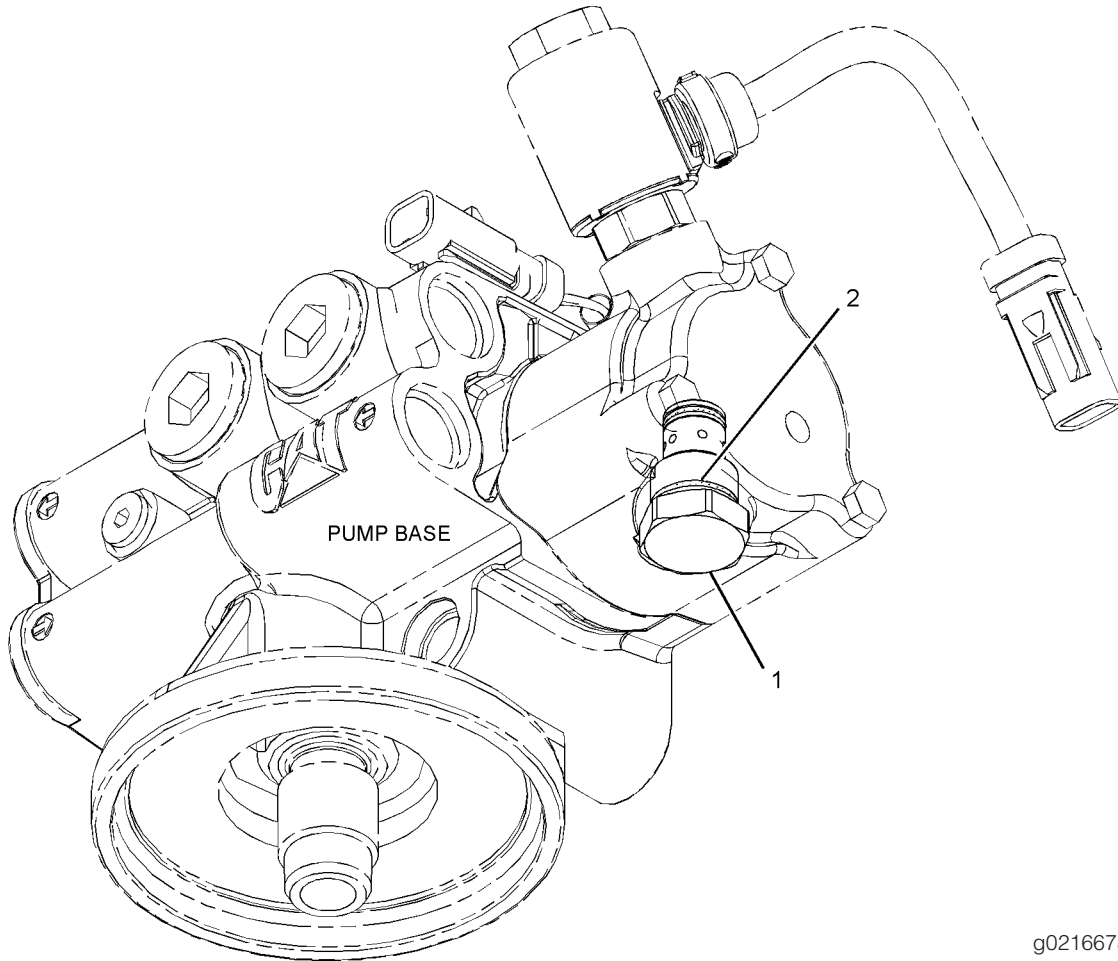
S/N: MME1-UP

PART OF 361-5084 PUMP GP-FUEL PRIMING

SMCS - 1262

104315078

NOTE	REF NO	GRAPHIC REF	PART NUMBER	QTY	PART NAME						SEE PAGE
					1	2	3	4	5	6 (PRODUCT LEVEL)	
	1	1	327-8043	1	VALVE GP-CHECK						
		1	033-6033	1	SEAL-O-RING						
		1	6V-6923	1	RING-BACKUP						
2	1	1	033-6027	1	SEAL-O-RING						



GRAPHIC #1

g02166733

<END>



# FUEL SYSTEM

## 300-3556 VALVE GP-SOLENOID

S/N: MME1-UP

24-VOLT DC.

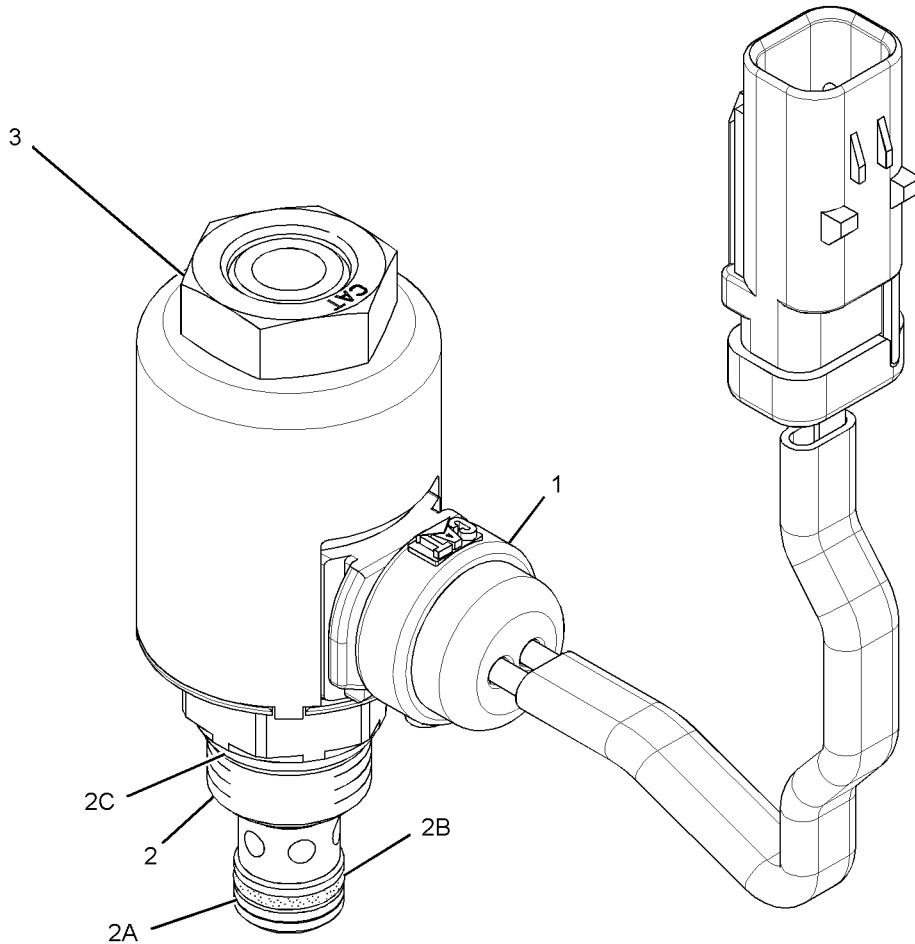
PART OF 361-5084 PUMP GP-FUEL PRIMING

SMCS - 1259

102742694

NOTE	REF NO	GRAPHIC REF	PART NUMBER	QTY	PART NAME						SEE PAGE
					1	2	3	4	5	6 (PRODUCT LEVEL)	
	1	1	300-3554	1	COIL AS (24-VOLT)						
E		1	9X-1813		SLEEVE (12-CM)						
		1	238-8246	1	RECEPTACLE AS						
	2	1	300-6908	1	CARTRIDGE AS						
	2A	1	123-3132	1	RING-BACKUP						
	2B	1	8L-2779	1	SEAL-O-RING						
	2C	1	8L-2786	1	SEAL-O-RING						
	3	1	211-2093	1	NUT (9/16-24)						

E-ORDER BY THE CENTIMETER



g01362555

GRAPHIC #1

<END>

# FUEL SYSTEM

## 331-9208 VALVE GP-SOLENOID

S/N: PLR1-UP

12-VOLT.

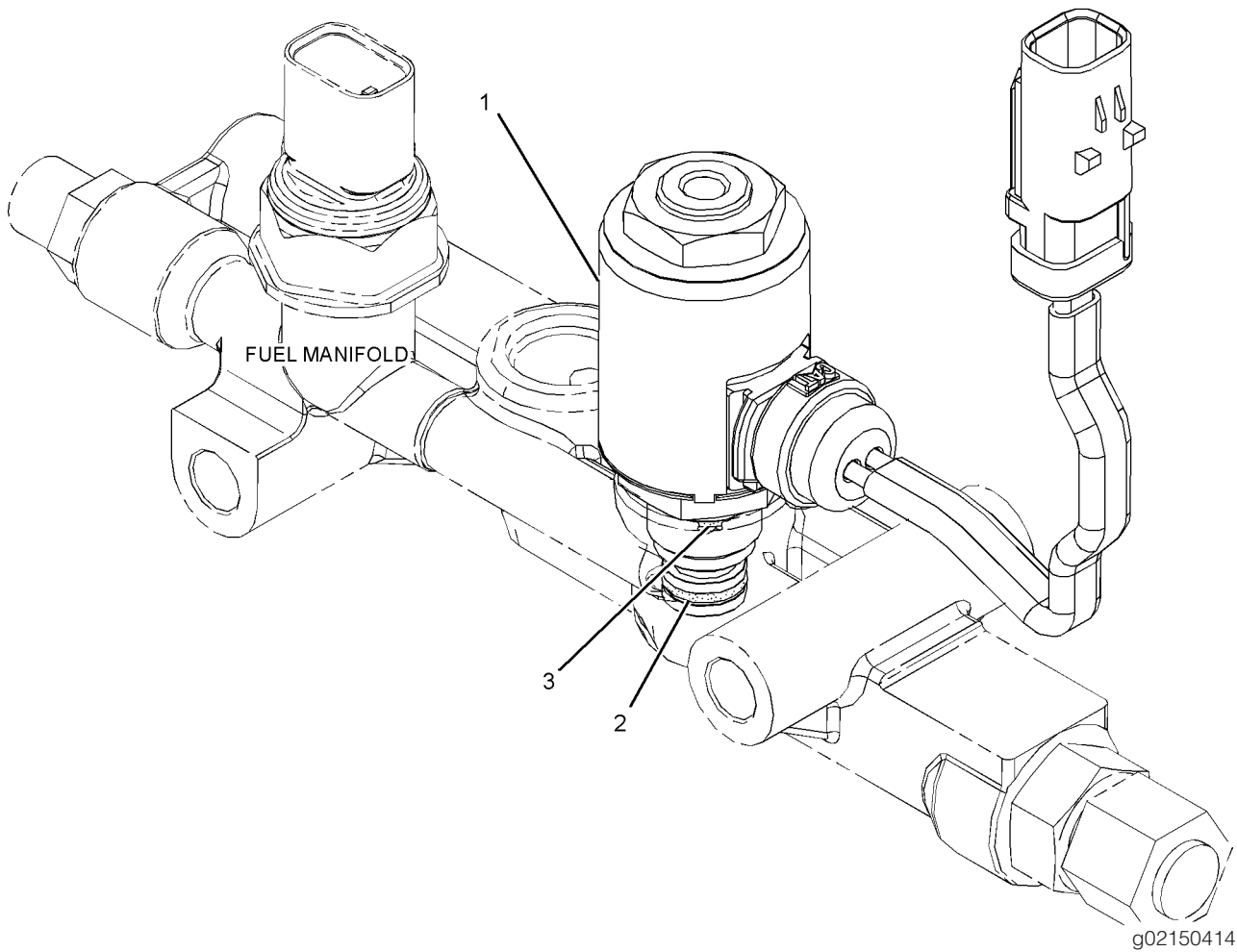
PART OF 344-0390 MANIFOLD GP-FUEL

SMCS - 1259

103865796

NOTE	REF NO	GRAPHIC REF	PART NUMBER	QTY	PART NAME						SEE PAGE
					1	2	3	4	5	6 (PRODUCT LEVEL)	
	1	1	344-6590	1	COIL AS (12-VDC)						
		1	8T-8729	2	PIN-CONNECTOR (16-GA TO 18-GA)						
E		1	9X-1813		SLEEVE (11-CM)						
		1	238-8246	1	RECEPTACLE AS						
	2	1	033-5879	1	SEAL-O-RING						
	3	1	3K-0360	1	SEAL-O-RING						

E-ORDER BY THE CENTIMETER



GRAPHIC #1

# ELECTRICAL AND STARTING SYSTEM

## 3E-6328 ALARM GP

S/N: PLR1-UP

24-VOLT.

PART OF 325-6425 WIRING GP-PLATFORM

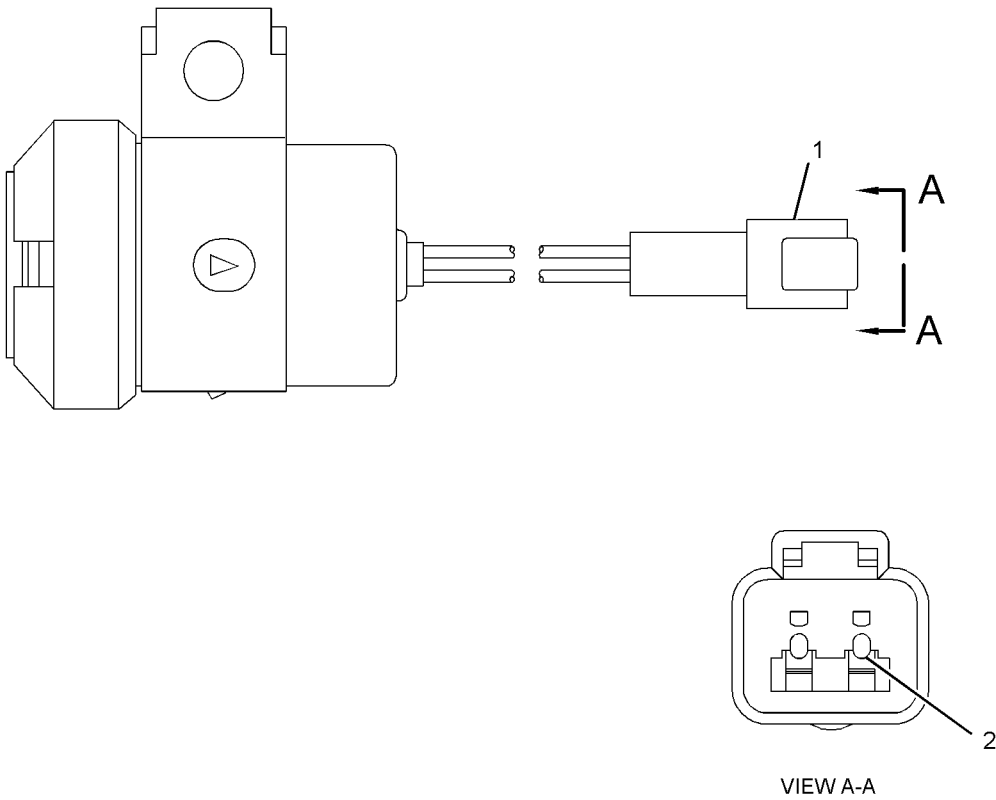
SMCS - 7400

SMCS - 7402

SMCS - 7407

I04156858

NOTE	REF NO	GRAPHIC REF	PART NUMBER	QTY	PART NAME						SEE PAGE	
					1	2	3	4	5	6 (PRODUCT LEVEL)		
	1	1	102-8802	3E-3363	1							KIT-RECEPTACLE (2-PIN)
												(INCLUDES RECEPTACLE AS & WEDGE)
	2	1	8T-8729	186-3735	2							PIN-CONNECTOR (16-GA TO 18-GA)



GRAPHIC #1

<END>

g01342739

# ELECTRICAL AND STARTING SYSTEM

## 226-7683 ALTERNATOR GP-CHARGING\*R

S/N: PLR1-UP

24-VOLT, 95-AMPERE.

PART OF 321-7920 ALTERNATOR GP-CHARGING

SMCS - 1405

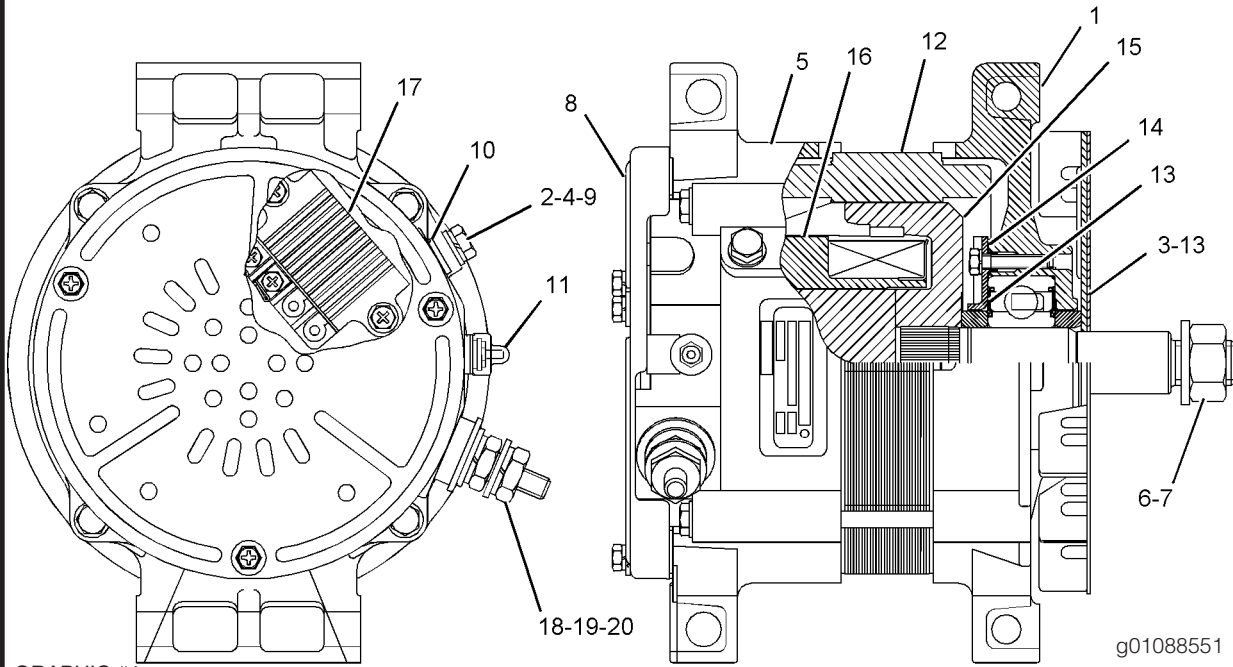
I03896342

NOTE	REF NO	GRAPHIC REF	PART NUMBER	QTY	PART NAME						SEE PAGE
					1	2	3	4	5	6 (PRODUCT LEVEL)	
	1	1	228-9656	1	FRAME AS-DRIVE END						
	2	1	5S-7349	1	BOLT (1/4-20X0.5-IN)						
	3	1	185-2639	1	FAN AS						
	4	1	1H-3244	1	LOCKWASHER						
	5	1	228-9655	1	FRAME AS-ALTERNATOR						
	6	1	2K-4821	1	LOCKNUT (5/8-18-THD)						
	7	1	5P-8247	1	WASHER-HARD (17X32X3.5-MM THK)						
	8	1	228-9657	1	COVER AS						
	9	1	8T-4205	1	WASHER-HARD (7.2X14.5X2-MM THK)						
	10	1	185-2647	1	GROMMET						
	11	1	9L-6770	1	CAP-DUST						
	12	1	205-0626	1	STATOR AS-ALTERNATOR						
	13	1	185-2638	2	COLLAR						
	14	1	185-2654	1	PLATE						
	15	1	185-2650	1	ROTOR AS						
	16	1	185-2644	1	COIL AS						
	17	1	185-2648	1	REGULATOR AS-VOLTAGE (24-VOLT) (ALTERNATOR)						
	18	1	6V-8189	1	NUT (5/16-18-THD)						
	19	1	8T-4224	1	WASHER-HARD (8.8X16X2-MM THK)						
	20	1	3F-9556	1	LOCKWASHER						
					AVAILABLE REPAIR KIT(S):						
			185-2655	1	KIT-BEARING (INCLUDES BEARINGS)						
			185-2658	1	KIT-HARDWARE (ALTERNATOR AIR) (INCLUDES BOLTS)						
			199-8436	1	KIT-TERMINAL (ALTERNATOR AIR) (INCLUDES HOLDER AS, GROMMET, PLATE, PIN, INSULATOR, NUT)						
			199-7891	1	KIT-TERMINAL (ALTERNATOR AIR) (INCLUDES INSULATORS, WASHERS, NUTS)						

# ELECTRICAL AND STARTING SYSTEM

226-7683 ALTERNATOR GP-CHARGING\*R (contd.)

i03896342



<END>

# ELECTRICAL AND STARTING SYSTEM

## 272-1889 ALTERNATOR GP-CHARGING

S/N: PLR1-UP

24-VOLT, 150-AMPERE.

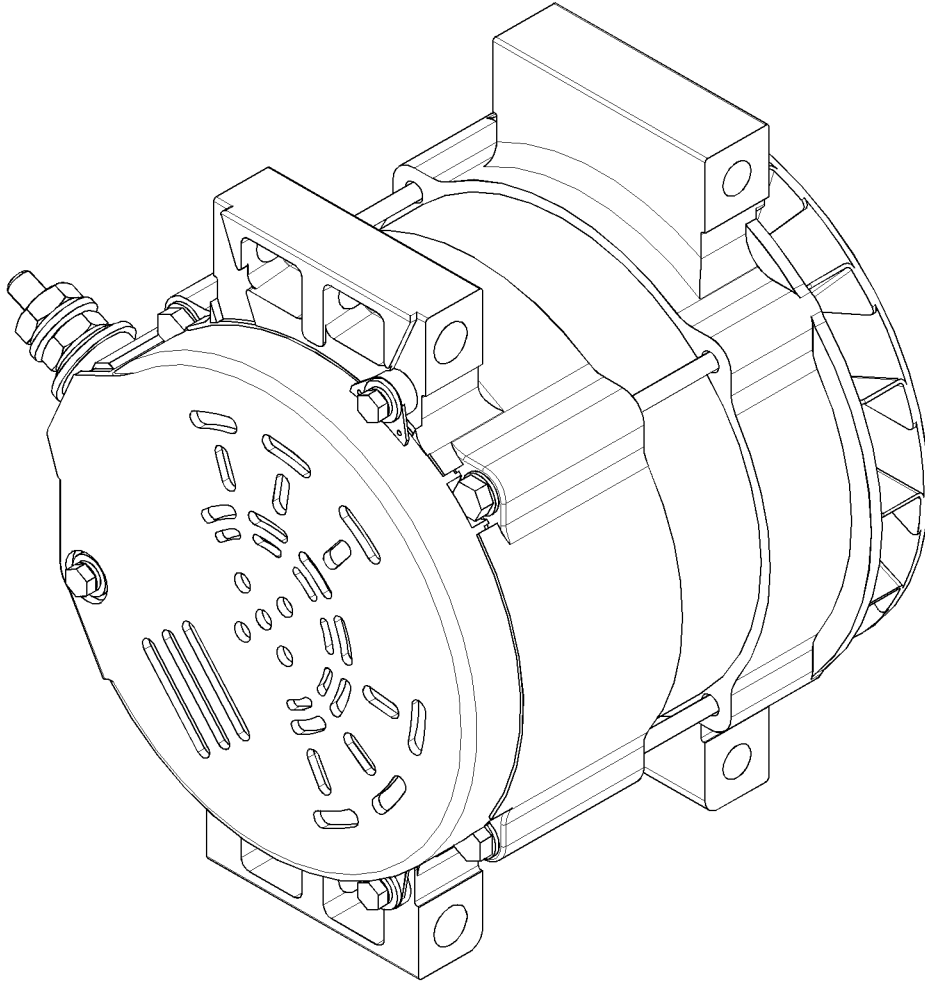
PART OF 321-8039 ALTERNATOR GP-CHARGING

AN ATTACHMENT

SMCS - 1405

103362880

NOTE	REF NO	GRAPHIC REF	PART NUMBER	QTY	PART NAME						SEE PAGE
					1	2	3	4	5	6 (PRODUCT LEVEL)	
(NO SERVICED PARTS)											



GRAPHIC #1

g01735513

<END>

# ELECTRICAL AND STARTING SYSTEM

## 321-7920 ALTERNATOR GP-CHARGING

S/N: PLR1-UP

24-VOLT, 95-AMPERE.

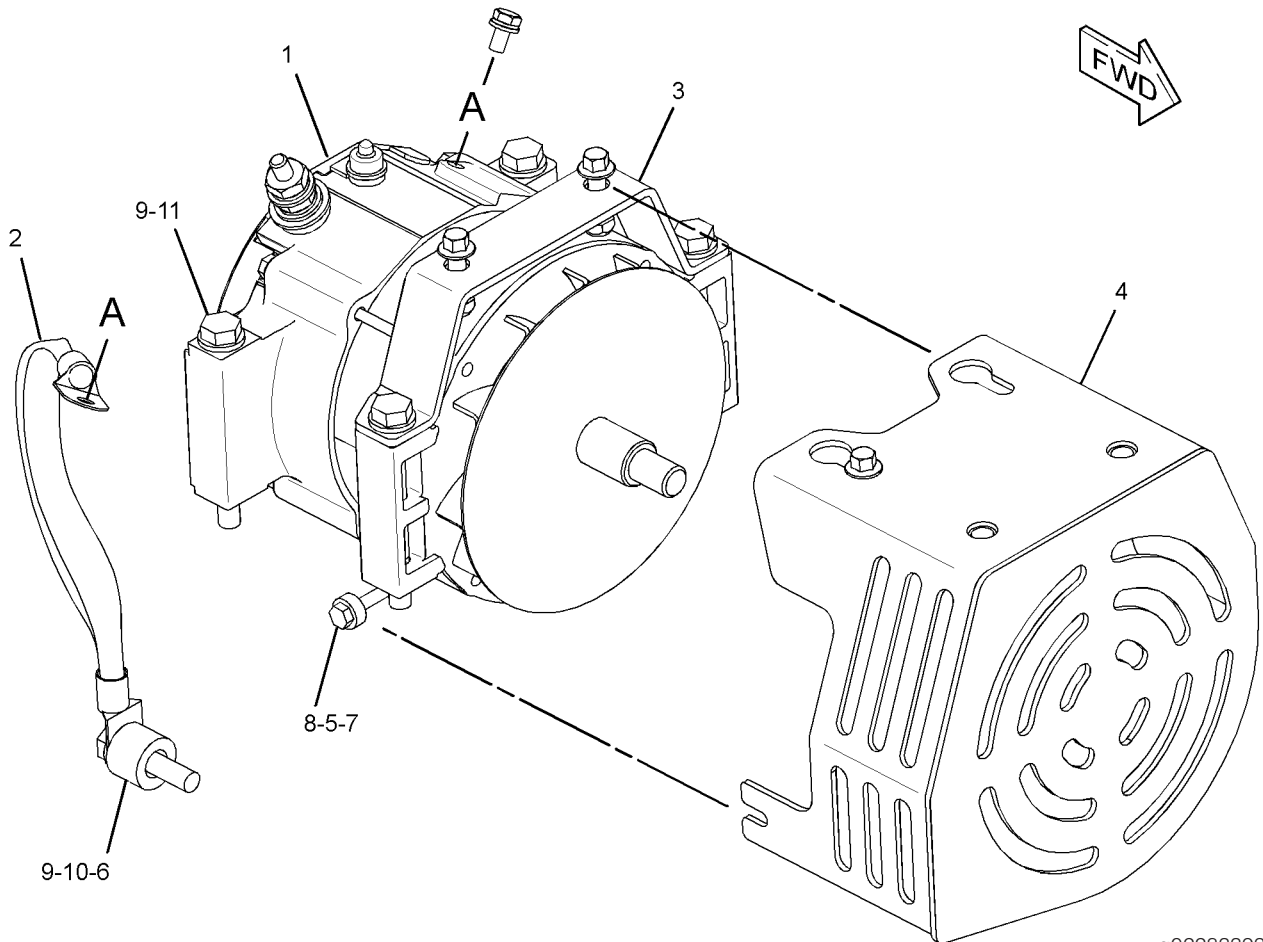
PART OF 324-3060 INSTALLATION AR

SMCS - 1405

104016231

NOTE	REF NO	GRAPHIC REF	PART NUMBER	QTY	PART NAME						SEE PAGE
					1	2	3	4	5	6 (PRODUCT LEVEL)	
Y	1	1	226-7683	1	ALTERNATOR GP-CHARGING (24-VOLT, 95-AMPERE)						184
	2	1	321-7922	1	STRAP AS-GROUND						
	3	1	353-4387	1	BRACKET AS						
		1	6V-9189	2	LOCKNUT (M8X1.25-THD)						
		1	8T-3612	2	NUT-WELD (M8X1.25-THD)						
	4	1	353-5247	1	GUARD AS-BELT						
	5	1	198-4775	1	WASHER-HARD (6.6X15X6-MM THK)						
	6	1	6H-7062	1	SPACER (13.5X25X19-MM THK)						
	7	1	6V-7743	1	LOCKNUT (M6X1-THD)						
	8	1	8T-2947	1	BOLT (M6X1X45-MM)						
	9	1	8T-4121	5	WASHER-HARD (11X21X2.5-MM THK)						
	10	1	8T-4182	1	BOLT (M10X1.5X45-MM)						
	11	1	8T-4198	4	BOLT (M10X1.5X100-MM)						

M-METRIC PART  
R-REMG PART MAY BE AVAILABLE  
Y-SEPARATE ILLUSTRATION



g02283393

GRAPHIC #1

<END>

# ELECTRICAL AND STARTING SYSTEM

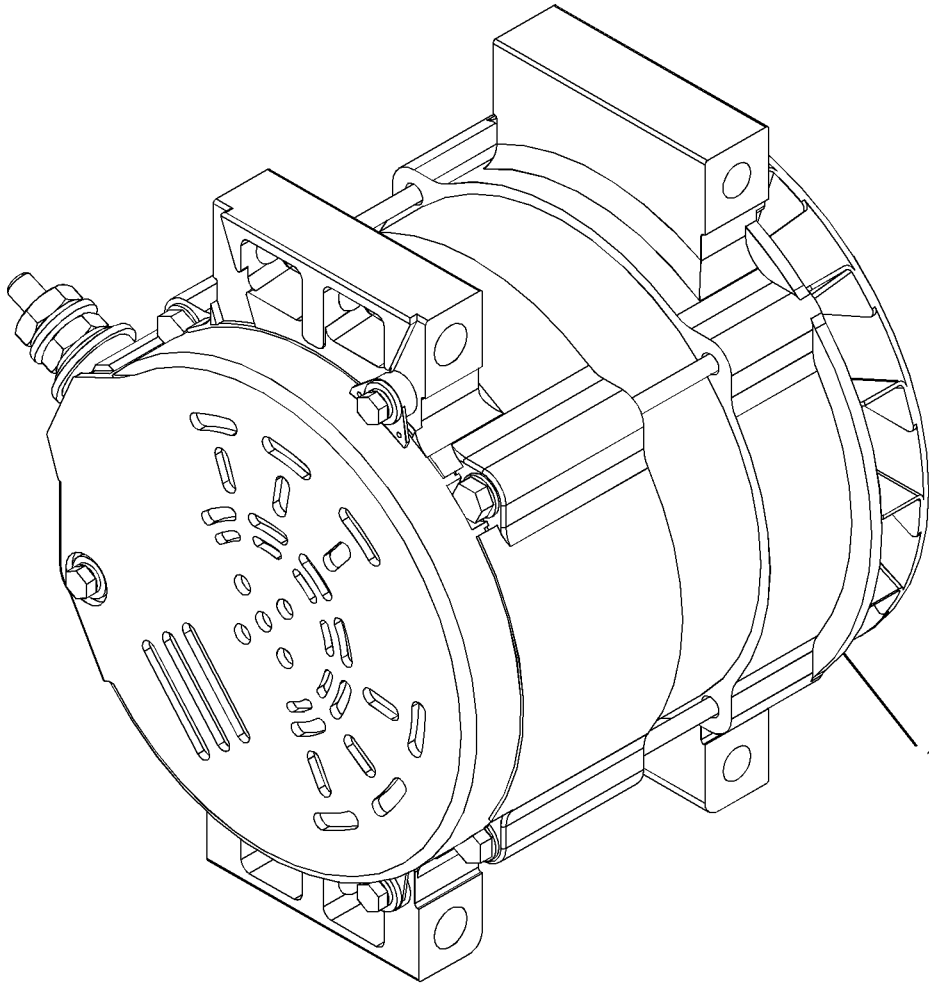
## 321-8039 ALTERNATOR GP-CHARGING

S/N: PLR1-UP  
24-VOLT, 150-AMPERE.  
AN ATTACHMENT  
SMCS - 1405

104022250

NOTE	REF NO	GRAPHIC REF	PART NUMBER	QTY	PART NAME						SEE PAGE
					1	2	3	4	5	6 (PRODUCT LEVEL)	
Y	1	1	272-1889	1	ALTERNATOR GP-CHARGING (24-VOLT, 150-AMPERE)						186

R-REMFG PART MAY BE AVAILABLE  
Y-SEPARATE ILLUSTRATION



GRAPHIC #1

g02263353

<END>



# ELECTRICAL AND STARTING SYSTEM

## 362-8943 ANTENNA GP-SOOT

S/N: PLR1-UP

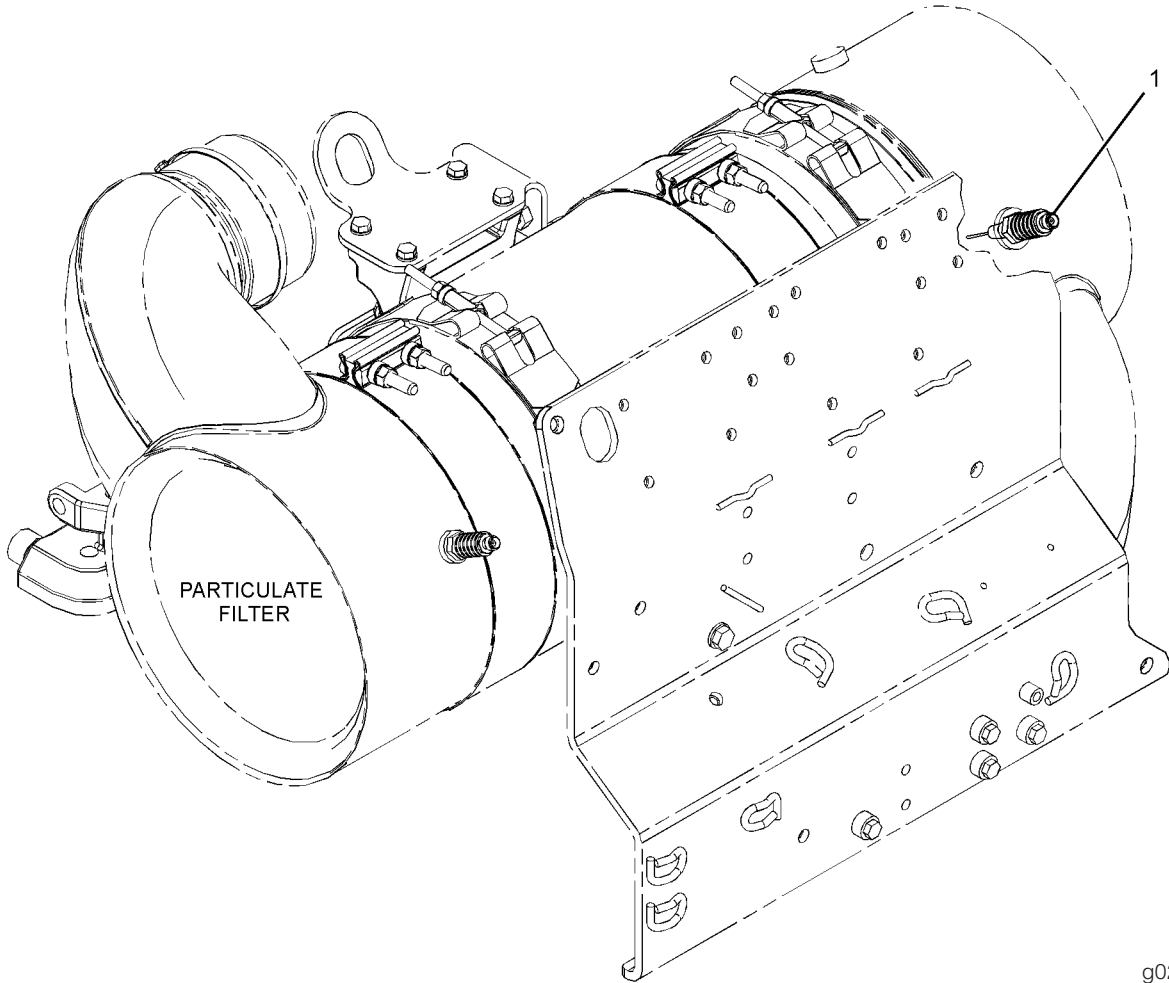
PART OF 362-8790 MODULE AR-CLEAN EMISSIONS

SMCS - 108F

SMCS - 1335

104400535

NOTE	REF NO	GRAPHIC REF	PART NUMBER	QTY	PART NAME						SEE PAGE
					1	2	3	4	5	6 (PRODUCT LEVEL)	
	1	1	349-7695	1	ANTENNA GP-SOOT						



g02582356

GRAPHIC #1

<END>

# ELECTRICAL AND STARTING SYSTEM

## 325-6424 BATTERY & WIRING GP

S/N: PLR1-UP

PART OF 324-3020 CHASSIS AR

SMCS - 1401

SMCS - 1402

SMCS - 1408

I04345370

NOTE	REF NO	GRAPHIC REF	PART NUMBER	QTY	PART NAME						SEE PAGE	
					1	2	3	4	5	6		(PRODUCT LEVEL)
	1	1	3E-5169	1	GUARD-SWITCH							
	2	1	3V-4694	1	PLUG-BUTTON							
	3	1	8V-0622	1	CABLE AS-BATTERY							
		1	8C-5917	1	TERMINAL AS-BATTERY (POSITIVE)							
		1	1M-6119	1	BOLT (5/16-18X1.375-IN)							
		1	1M-6120	1	NUT (5/16-18-THD)							
E		1	159-8049		CABLE (00-GA, RED) (16-CM)							
		1	8T-9757	1	TERMINAL AS-BATTERY (NEGATIVE)							
		1	1M-6119	1	BOLT (5/16-18X1.375-IN)							
		1	1M-6120	1	NUT (5/16-18-THD)							
		1	9G-0003	1	COVER AS-TERMINAL (BLACK)							
		1	8L-8413	1	STRAP-CABLE							
		1	9G-0004	1	COVER AS-TERMINAL (RED)							
		1	8L-8413	1	STRAP-CABLE							
	4	1	9G-2758	1	LOCKOUT-SWITCH							
	5	1	153-5710	2	BATTERY (12-VOLT, 1400-CCA)							
	6	1	153-6281	1	HOLD-DOWN-BATTERY							
	7	1	172-4864	1	GUARD AS							
	8	1	174-7875	1	HORN AS (24-VOLT, HIGH TONE)							
Y	9	1	204-6204	1	SENSOR GP-SPEED (STEERING MOTOR)						241	
	10	1	211-0052	1	NUT (1-11/16-18-THD)							
Y	11	1	234-5013	1	SENSOR GP-TEMPERATURE (HYDRAULIC OIL)						245	
Y	11A	1	234-5013	1	SENSOR GP-TEMPERATURE (TRANSMISSION SUMP)						245	
	12	1	239-8155	1	HARNESS AS-TRANSMISSION							
		1	155-2271	1	KIT-CONNECTING PLUG (4-PIN)							
		1	155-2255	1	KIT-CONNECTING PLUG (12-PIN) (EACH KIT INCLUDES PLUG AS, WEDGE & INTERFACE SEAL)							
		1	8T-8737	3	PLUG-SEAL							
E		1	114-8843		SLEEVE-PLASTIC (20-CM)							
E		1	114-8844		SLEEVE-PLASTIC (40-CM)							
E		1	125-7874		TUBE-HEAT SHRINK (5.72-MM DIA) (10-CM)							
		1	9X-3402	13	SOCKET-CONNECTOR (16-GA TO 18-GA)							
			- OR -									
		1	126-1768	13	SOCKET-CONNECTOR (14-GA TO 16-GA)							
		1	154-3172	1	PLUG AS (14-PIN)							
	13	1	272-7239	1	BLOCK AS-JUNCTION							
	14	1	301-2979	1	SWITCH GP-TOGGLE (GROUND LEVEL SHUTDOWN)							
		1	8T-8729	3E-3390	3	PIN-CONNECTOR (16-GA TO 18-GA)						
		1	102-8804	1	KIT-RECEPTACLE (4-PIN) (INCLUDES RECEPTACLE AS & WEDGE)							
	15	1	332-7323	1	HARNESS AS-CHASSIS (BLADE)							
		1	102-8801	1	KIT-RECEPTACLE (12-PIN) (INCLUDES RECEPTACLE AS & WEDGE)							
		1	8T-8737	5	PLUG-SEAL							
		1	9W-0844	6	SOCKET-CONNECTOR (14-GA TO 16-GA)							
		1	9W-0852	6	PIN-CONNECTOR (14-GA TO 16-GA)							
		1	9X-3401	33	PIN-CONNECTOR (16-GA TO 18-GA)							
		1	9X-3402	13	SOCKET-CONNECTOR (16-GA TO 18-GA)							
		1	128-4249	1	LOCKWASHER							
		1	155-2255	1	KIT-CONNECTING PLUG (12-PIN)							
		1	155-2265	1	KIT-CONNECTING PLUG (8-PIN) (EACH KIT INCLUDES PLUG AS, WEDGE & INTERFACE SEAL)							

# ELECTRICAL AND STARTING SYSTEM

	1	167-3692	1	RECEPTACLE AS-CONNECTOR (31-PIN)
	1	211-0052	1	NUT (1-11/16-18-THD)
16	1	332-7325	1	HARNESS AS-CHASSIS (SENSOR)
	1	102-8806	1	KIT-RECEPTACLE (8-PIN) (INCLUDES RECEPTACLE AS & WEDGE)
	1	9X-3401	8	PIN-CONNECTOR (16-GA TO 18-GA)
	1	9X-3402	8	SOCKET-CONNECTOR (16-GA TO 18-GA)
	1	155-2270	1	KIT-CONNECTING PLUG (2-PIN) (INCLUDES PLUG AS, WEDGE & INTERFACE SEAL)
	1	230-4011	2	PLUG AS-CONNECTOR (2-PIN) (EACH INCLUDES)
	1	264-7029	1	SEAL-CONNECTOR
17	1	333-2605	1	CABLE AS
	1	1S-4915	4	LINER (CONDUIT)
	1	1S-7251	1	TERMINAL-CABLE (00-GA, 1/2-IN SCREW)
E	1	5P-0695		CONDUIT (77-CM)
	1	8N-0869	1	COVER-TERMINAL (RED)
E	1	8T-2225		TUBE-HEAT SHRINK (25.4-MM DIA) (8-CM)
	1	9G-0004	1	COVER AS-TERMINAL (RED)
	1	8L-8413	1	STRAP-CABLE
	1	8C-5917	9W-3416 1	TERMINAL AS-BATTERY (POSITIVE)
	1	1M-6119	1	BOLT (5/16-18X1.375-IN)
	1	1M-6120	1	NUT (5/16-18-THD)
E	1	159-8049		CABLE (00-GA, RED) (133-CM)
	1	274-9183	1	TERMINAL-RING
	1	299-6082	1	COVER-TERMINAL
18	1	333-2607	1	CABLE AS
	1	1S-7252	1	TERMINAL-CABLE (00-GA, 3/8-IN SCREW)
E	1	159-8050		CABLE (00-GA, BLACK) (190-CM)
	1	276-7278	1	TERMINAL-RING
	1	299-6083	1	COVER-TERMINAL
19	1	333-9892	1	HARNESS AS-CHASSIS (MACHINE)
	1	8T-8737	43	PLUG-SEAL
	1	9W-0844	33	SOCKET-CONNECTOR (14-GA TO 16-GA)
	1	9W-0852	31	PIN-CONNECTOR (14-GA TO 16-GA)
	1	9X-3401	15	PIN-CONNECTOR (16-GA TO 18-GA)
	1	9X-3402	37	SOCKET-CONNECTOR (16-GA TO 18-GA)
E	1	125-7874		TUBE-HEAT SHRINK (5.72-MM DIA) (20-CM)
	1	155-2270	3	KIT-CONNECTING PLUG (2-PIN)
	1	155-2271	1	KIT-CONNECTING PLUG (4-PIN)
	1	155-2274	1	KIT-CONNECTING PLUG (6-PIN)
	1	174-0503	1	KIT-CONNECTING PLUG (3-PIN) (EACH KIT INCLUDES PLUG AS, WEDGE & INTERFACE SEAL)
	1	126-1774	1	COVER-CONNECTOR
	1	134-2540	1	RESISTOR AS-CONNECTION (3-PIN)
	1	160-7689	1	PLUG AS-CONNECTOR (70-PIN)
	1	159-9322	1	SEAL-O-RING
	1	214-4208	1	RECEPTACLE AS-CONNECTOR (70-PIN)
20	1	334-3758	1	HARNESS AS-CONTROL
	1	166-5229	2	KIT-RECEPTACLE (12-PIN)
	1	197-7565	2	KIT-RECEPTACLE (4-PIN)
	1	102-8801	3	KIT-RECEPTACLE (12-PIN) (EACH KIT INCLUDES RECEPTACLE AS & WEDGE)
	1	8T-8737	42	PLUG-SEAL
	1	9W-0852	20	PIN-CONNECTOR (14-GA TO 16-GA)
	1	9X-3401	16	PIN-CONNECTOR (16-GA TO 18-GA)
	1	9X-3402	8	SOCKET-CONNECTOR (16-GA TO 18-GA)
E	1	119-3662		TUBE-HEAT SHRINK (10.85-MM DIA) (33-CM)
E	1	125-7874		TUBE-HEAT SHRINK (5.72-MM DIA) (25-CM)
E	1	125-7875		TUBE-HEAT SHRINK (7.44-MM DIA) (15-CM)
	1	155-2255	2	KIT-CONNECTING PLUG (12-PIN)
	1	174-0503	2	KIT-CONNECTING PLUG (3-PIN)

# ELECTRICAL AND STARTING SYSTEM

	1	155-2270	2	KIT-CONNECTING PLUG (2-PIN)	
	1	155-2271	2	KIT-CONNECTING PLUG (4-PIN) (EACH KIT INCLUDES PLUG AS, WEDGE & INTERFACE SEAL)	
	1	134-2540	2	RESISTOR AS-CONNECTION (3-PIN)	
21	1	334-3759	1	HARNESS AS-CHASSIS (FUEL TANK)	
	1	102-8804	1	KIT-RECEPTACLE (4-PIN)	
	1	102-8805	1	KIT-RECEPTACLE (6-PIN)	
	1	102-8801	1	KIT-RECEPTACLE (12-PIN) (EACH KIT INCLUDES RECEPTACLE AS & WEDGE)	
	1	8T-8737	8	PLUG-SEAL	
	1	9W-0844	2	SOCKET-CONNECTOR (14-GA TO 16-GA)	
	1	9W-0852	10	PIN-CONNECTOR (14-GA TO 16-GA)	
	1	9X-3401	10	PIN-CONNECTOR (16-GA TO 18-GA)	
	1	9X-3402	11	SOCKET-CONNECTOR (16-GA TO 18-GA)	
E	1	125-7874		TUBE-HEAT SHRINK (5.72-MM DIA) (15-CM)	
	1	155-2274	1	KIT-CONNECTING PLUG (6-PIN)	
	1	155-2270	1	KIT-CONNECTING PLUG (2-PIN)	
	1	155-2271	2	KIT-CONNECTING PLUG (4-PIN) (EACH KIT INCLUDES PLUG AS, WEDGE & INTERFACE SEAL)	
	1	230-4013	1	PLUG AS-CONNECTOR (3-PIN)	
	1	264-7030	1	SEAL-CONNECTOR	
	1	274-3776	2	CAP-SEAL	
22	1	334-3760	1	HARNESS AS-CHASSIS (BRAKE)	
	1	102-8801	1	KIT-RECEPTACLE (12-PIN) (EACH INCLUDES RECEPTACLE AS & WEDGE)	
	1	8T-8737	4	PLUG-SEAL	
	1	9X-3401	12	PIN-CONNECTOR (16-GA TO 18-GA)	
	1	9X-3402	12	SOCKET-CONNECTOR (16-GA TO 18-GA)	
	1	155-2270	2	KIT-CONNECTING PLUG (2-PIN)	
	1	155-2271	2	KIT-CONNECTING PLUG (4-PIN) (EACH KIT INCLUDES PLUG AS, WEDGE & INTERFACE SEAL)	
	1	230-5008	1	PLUG AS-CONNECTOR (4-PIN)	
	1	264-7031	1	SEAL-CONNECTOR	
23	1	336-6887	1	STRAP	
24	1	336-6888	1	STRAP	
25	1	336-6889	1	STRAP	
Y	26	341-8190	1	PANEL GP-CIRCUIT BREAKER	218
	27	348-6682	1	HARNESS AS-PANEL	
	1	102-8802	1	KIT-RECEPTACLE (2-PIN) (INCLUDES RECEPTACLE AS & WEDGE)	
	1	196-2412	13	TERMINAL AS (EACH INCLUDES)	
	1	7R-2750	1	SEAL-CONNECTOR	
	1	196-2413	32	TERMINAL AS (EACH INCLUDES)	
	1	128-4123	1	SEAL	
	1	7R-2750	13	SEAL-CONNECTOR	
	1	7R-2751	19	PLUG-CONNECTOR	
	1	8T-8737	23	PLUG-SEAL	
	1	9W-0844	32	SOCKET-CONNECTOR (14-GA TO 16-GA)	
	1	9X-3401	2	PIN-CONNECTOR (16-GA TO 18-GA)	
	1	9X-3402	15	SOCKET-CONNECTOR (16-GA TO 18-GA)	
	1	9X-6772	2	STRAP-CABLE	
	1	126-1774	1	COVER-CONNECTOR	
	1	128-4123	32	SEAL	
	1	196-2383	1	KIT-CONNECTING PLUG (8-PIN)	
	1	196-2384	1	KIT-CONNECTING PLUG (8-PIN)	
	1	196-2385	1	KIT-CONNECTING PLUG (8-PIN)	
	1	196-2386	1	KIT-CONNECTING PLUG (8-PIN)	
	1	242-6114	1	KIT-CONNECTING PLUG (8-PIN)	
	1	242-6116	1	KIT-CONNECTING PLUG (8-PIN)	
	1	242-6118	1	KIT-CONNECTING PLUG (8-PIN)	
	1	242-6120	1	KIT-CONNECTING PLUG (8-PIN)	

# ELECTRICAL AND STARTING SYSTEM

(EACH PLUG KIT INCLUDES PLUG AS, WEDGE)				
	1	160-7689	1	PLUG AS-CONNECTOR (70-PIN)
	1	159-9322	1	SEAL-O-RING
28	1	349-2479	1	PLATE
29	1	350-4451	1	CABLE AS
	1	1S-4915	2	LINER (CONDUIT)
	1	1S-7251	1	TERMINAL-CABLE (00-GA, 1/2-IN SCREW)
E	1	5P-0695		CONDUIT (49-CM)
	1	8N-0869	1	COVER-TERMINAL (RED)
E	1	8T-2225		TUBE-HEAT SHRINK (25.4-MM DIA) (16-CM)
	1	9X-9120	1	BOOT (RED)
E	1	159-8049		CABLE (00-GA, RED) (86-CM)
	1	208-4617	1	TERMINAL-RING (00-GA, 1/2-IN SCREW)
30	1	365-5935	1	HARNESS AS-SWITCH
	1	9X-3401	4	PIN-CONNECTOR (16-GA TO 18-GA)
	1	9X-3402	4	SOCKET-CONNECTOR (16-GA TO 18-GA)
	1	155-2271	1	KIT-CONNECTING PLUG (4-PIN) (INCLUDES PLUG AS, WEDGE & INTERFACE SEAL)
	1	230-5009	1	RECEPTACLE AS-CONNECTOR (4-PIN)
31	1	107-3786	8	BOLT (M4X0.7X12-MM)
32	1	130-5300	6	CLIP
33	1	132-5789	1	CLIP
34	1	133-7810	1	STUD-TAPERLOCK (M10X1.5X45-MM)
35	1	148-8306	1	ADAPTER AS
	1	5P-5777	1	ADAPTER-O-RING
	1	7M-8485	1	SEAL-O-RING
36	1	163-1201	174-7876 1	HORN AS (24-VOLT, LOW TONE)
37	1	193-3973	11	STRAP-CABLE
38	1	1S-0994	1	CLIP
39	1	1S-1015	2	CLIP
40	1	220-0230	1	ALARM AS
	1	102-8802	3E-3364 1	KIT-RECEPTACLE (2-PIN) (EACH INCLUDES RECEPTACLE AS & WEDGE)
	1	8T-8729	2	PIN-CONNECTOR (16-GA TO 18-GA)
E	1	9X-1813		SLEEVE (29-CM)
Y	41	241-8368	1	SWITCH GP-MAGNETIC (24-VOLT) (MAIN POWER RELAY) 256
	42	2V-1771	4	GROMMET
	43	303-4649	2	CLIP
	44	4P-7581	7	CLIP
	45	4P-8134	10	CLIP
	46	4S-1962	1	CLIP
	47	5C-7261	3	NUT (M8X1.25-THD)
	48	5G-2934	1	PLUG
	49	5P-4116	2	WASHER-HARD (8.8X20.5X2-MM THK)
	50	5P-7462	1	CLIP (SLOT)
	51	5P-7463	1	CLIP (TAB)
	52	5S-7379	1	BOLT (3/8-16X0.875-IN)
	53	6D-4244	1	CLIP
	54	6P-5560	1	GROMMET
	55	6V-0683	1	GROMMET
C	56	7K-1181	113	STRAP-CABLE
Y	57	7N-0718	1	SWITCH GP-DISCONNECT (BATTERY) 255
	58	7X-0474	2	BOLT (M10X1.5X22-MM)
	59	7X-0608	2	WASHER-HARD (10.2X16X2-MM THK)
	60	7X-4780	1	GROMMET
	61	7Y-7389	6	SCREW (M5X0.8X16-MM)
	62	8C-6364	4	BOLT-SOCKET HEAD (M5X0.8X14-MM)
	63	8T-0267	2	BOLT-SOCKET HEAD (M6X1X12-MM)
	64	8T-0328	8	WASHER-HARD (5.5X10X1-MM THK)
	65	8T-4121	28	WASHER-HARD (11X21X2.5-MM THK)
	66	8T-4123	2	WASHER (22X35X3.5-MM THK)

# ELECTRICAL AND STARTING SYSTEM

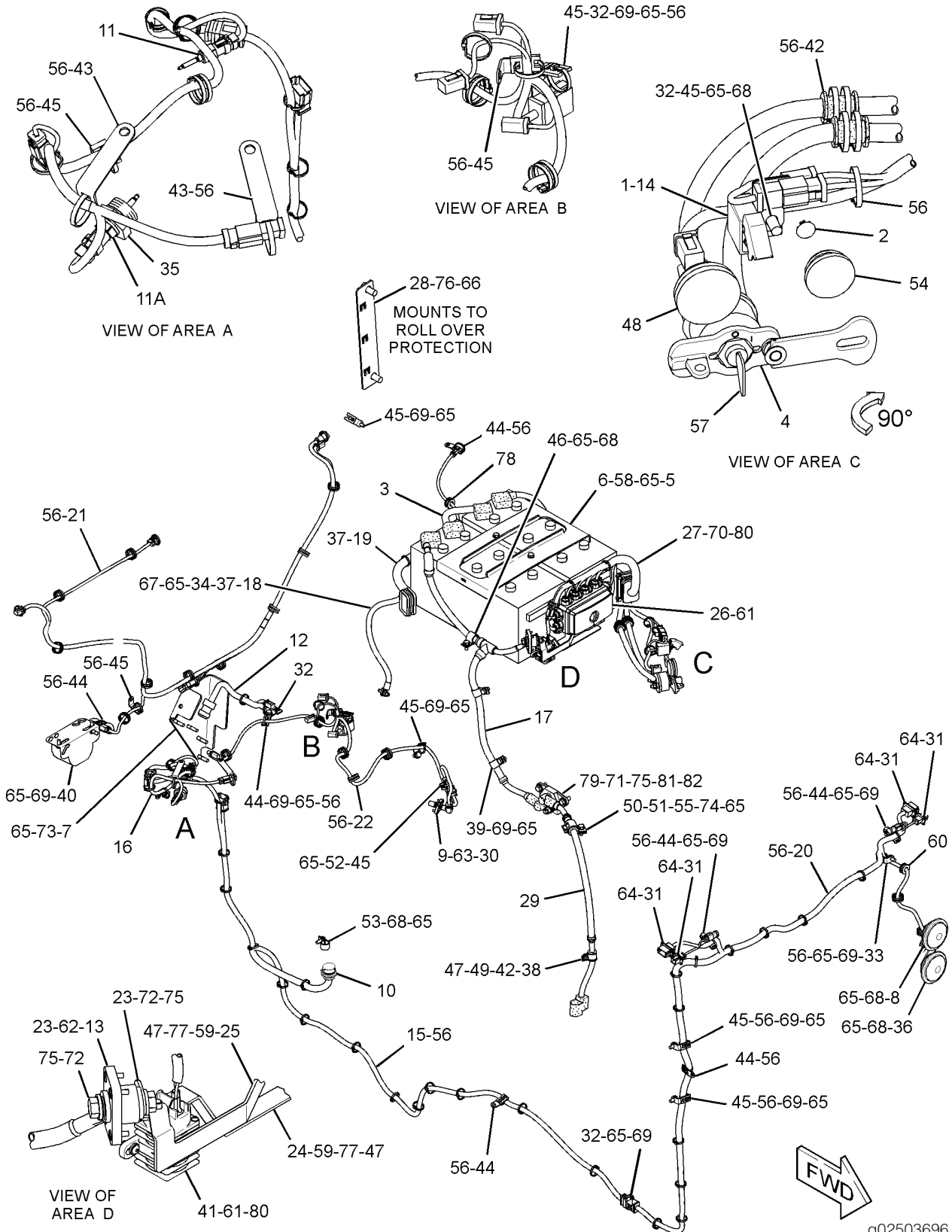
	67	1	<b>8T-4133</b>	1	NUT (M10X1.5-THD)
	68	1	<b>8T-4136</b>	5	BOLT (M10X1.5X25-MM)
	69	1	<b>8T-4137</b>	14	BOLT (M10X1.5X20-MM)
	70	1	<b>8T-4138</b>	4	BOLT (M6X1X20-MM)
	71	1	<b>8T-4139</b>	2	BOLT (M12X1.75X30-MM)
	72	1	<b>8T-4179</b>	2	BOLT (M12X1.75X20-MM)
	73	1	<b>8T-4185</b>	4	BOLT (M10X1.5X50-MM)
	74	1	<b>8T-4195</b>	1	BOLT (M10X1.5X30-MM)
	75	1	<b>8T-4223</b>	4	WASHER-HARD (13.5X25.5X3-MM THK)
	76	1	<b>8T-5460</b>	2	BOLT (M20X2.5X40-MM)
	77	1	<b>9F-5644</b>	2	LOCKWASHER
	78	1	<b>9G-1307</b>	1	GROMMET
C	79	1	<b>8C-6358</b>	1	BLOCK AS-JUNCTION (BATTERY)
		1	<b>1D-5117</b>	3	NUT-JAM (1/2-13-THD)
		1	<b>8T-3519</b>	3	BOLT-BRONZE (1/2-13X2-IN)
	80	1	<b>9X-8256</b>	6	WASHER (6.6X12X2-MM THK)
C	81	1	<b>7F-0560</b>	4	WASHER (0.516X0.938X0.101-IN THK)
C	82	1	<b>8T-3518</b>	4	NUT-FULL (1/2-13-THD)

C-CHANGE FROM PREVIOUS TYPE  
E-ORDER BY THE CENTIMETER  
M-METRIC PART  
Y-SEPARATE ILLUSTRATION

# ELECTRICAL AND STARTING SYSTEM

325-6424 BATTERY & WIRING GP (contd.)

i04345370



GRAPHIC #1

<END>

g02503696

# ELECTRICAL AND STARTING SYSTEM

## 343-3868 COIL GP-IGNITION

S/N: PLR1-UP

ARD COMBUSTION

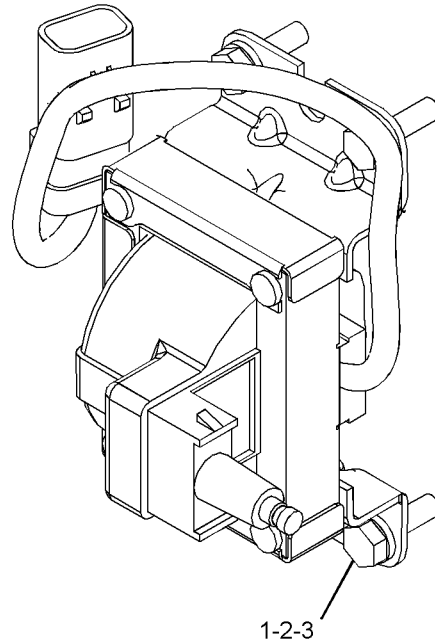
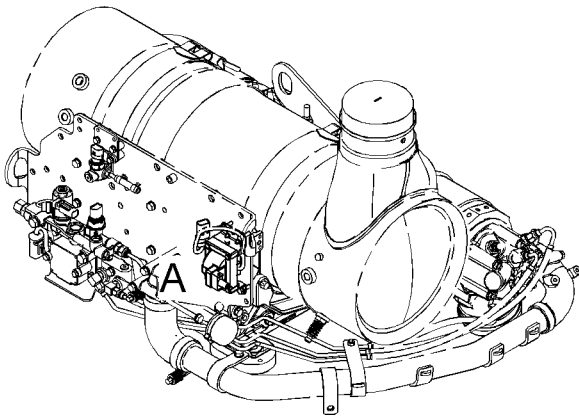
PART OF 362-8790 MODULE AR-CLEAN EMISSIONS

SMCS - 1554

I04405844

NOTE	REF NO	GRAPHIC REF	PART NUMBER	QTY	PART NAME						SEE PAGE
					1	2	3	4	5	6 (PRODUCT LEVEL)	
	1	1	296-7724	1	COIL GP-IGNITION (ARD COMBUSTION)						
E		1	9X-1813		SLEEVE (30-CM)						
		1	9X-3401	3	PIN-CONNECTOR (16-GA TO 18-GA)						
		1	230-4014	1	RECEPTACLE AS-CONNECTOR (3-PIN)						
	2	1	344-1200	4	WASHER-HARD (6.6X12X2-MM THK)						
	3	1	186-0815	4	BOLT (M6X1X20-MM)						

E-ORDER BY THE CENTIMETER  
M-METRIC PART



VIEW AREA A

g02598057

GRAPHIC #1

<END>



# ELECTRICAL AND STARTING SYSTEM

## 325-3257 CONTROL & MTG GP-ENGINE ELEK

S/N: MME1-UP

FOR USE WITH AIR COOLED ECM

PART OF 364-1558 ENGINE AR-COMplete

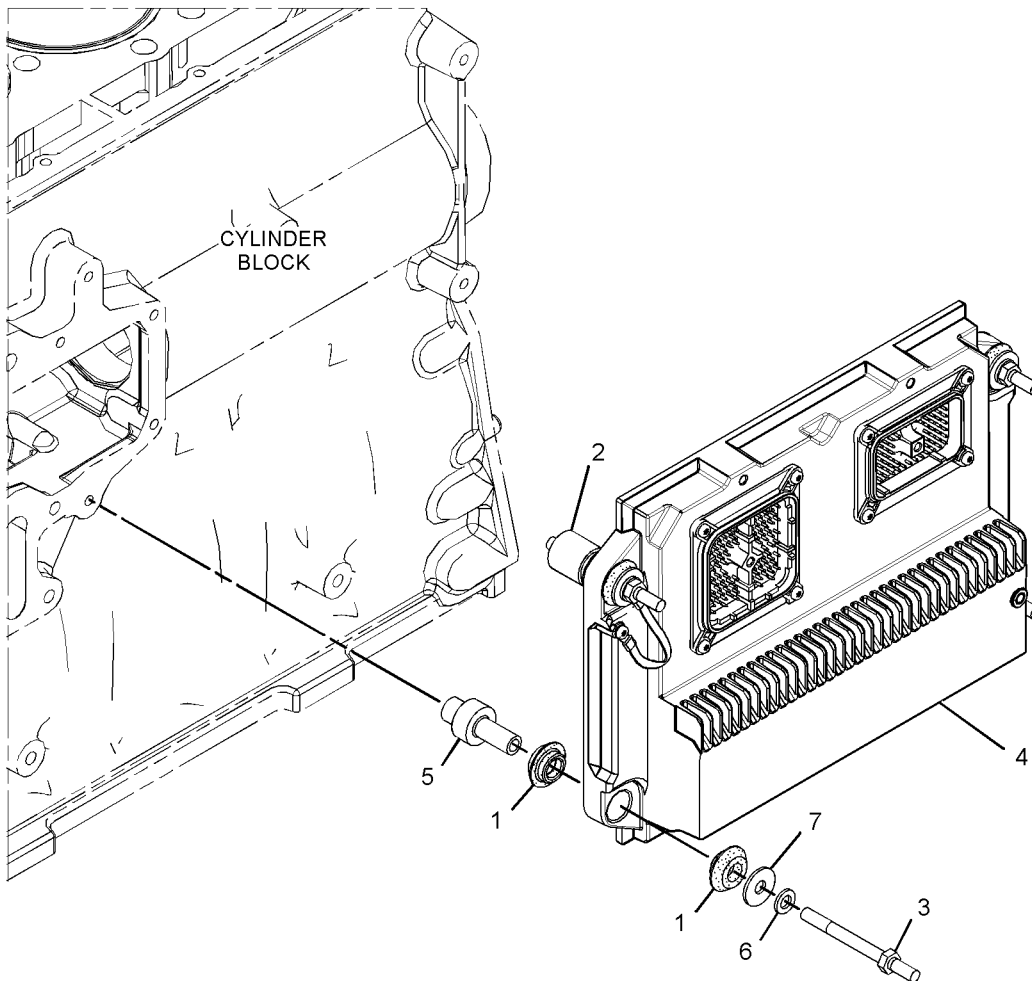
SMCS - 1901

SMCS - 7620

104477981

NOTE	REF NO	GRAPHIC REF	PART NUMBER	QTY	PART NAME						SEE PAGE
					1	2	3	4	5	6 (PRODUCT LEVEL)	
	1	1	8T-9655	8	MOUNT-ISOLATION						
	2	1	101-3128	3	SPACER-SPECIAL						
	3	1	143-9392	4	STUD (M8X1.25-THD)						
	4	1	372-2910	289-1533	1	CONTROL GP-ELECTRONIC (ENGINE)					
	5	1	291-2147	1	SPACER-SPECIAL						
	6	1	9M-1974	4	WASHER-HARD (8.8X16X2-MM THK)						
	7	1	9N-0869	4	WASHER-HARD (8.8X25.5X2-MM THK)						

M-METRIC PART



GRAPHIC #1

g02293193

<END>

# ELECTRICAL AND STARTING SYSTEM

## 344-3393 CONTROL GP-COMMUNICATION

S/N: PLR1-UP

PRODUCT LINK 321SR

PART OF 354-0704 INSTALLATION GP-COMMUNICATION

AN ATTACHMENT

SMCS - 7610

SMCS - 7620

i03895003

NOTE	PART NUMBER	QTY	PART NAME						SEE PAGE
			1	2	3	4	5	6 (PRODUCT LEVEL)	
Y	262-1421	1	ELECTRONICS GP-COMMUNICATION (PRODUCT LINK 300)						201
Y	336-3545	1	ELECTRONICS GP-COMMUNICATION (PRODUCT LINK 121SR)						202

Y-SEPARATE ILLUSTRATION

<END>

# ELECTRICAL AND STARTING SYSTEM

## 334-8853 CONTROL GP-ELECTRONIC

S/N: PLR1-UP

ARD COMBUSTION AIR

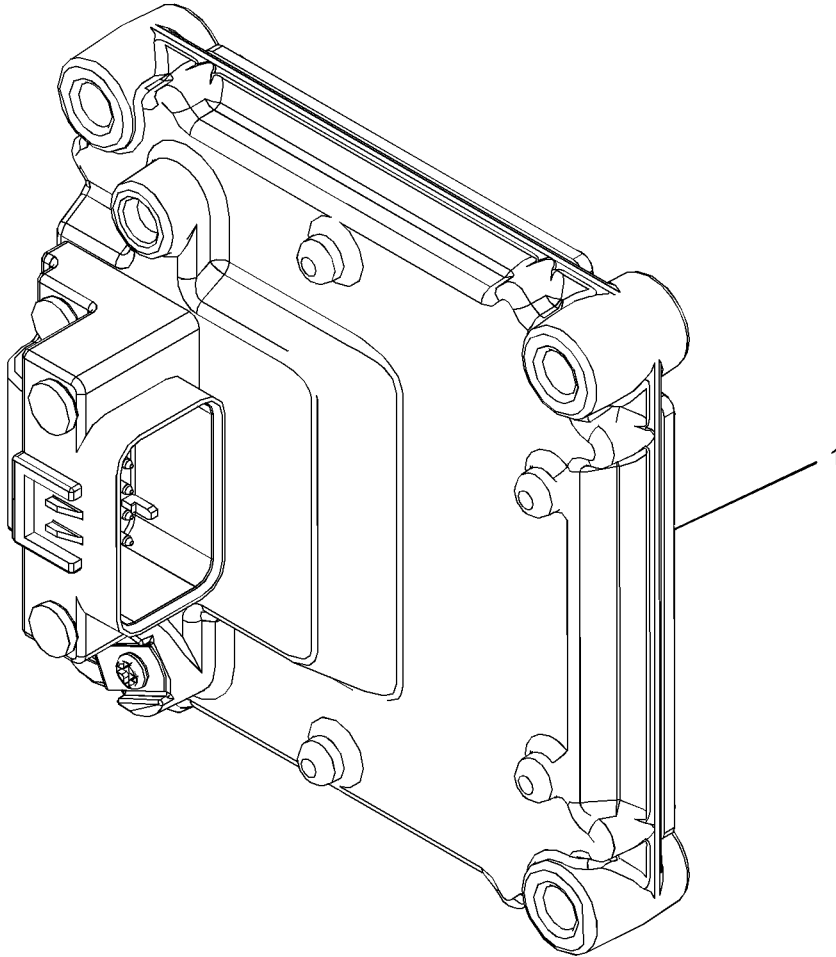
PART OF 336-5012 MODULE & MTG GP-CONTROL

SMCS - 7418

SMCS - 7490

104262492

NOTE	REF NO	GRAPHIC REF	PART NUMBER	QTY	PART NAME						SEE PAGE
					1	2	3	4	5	6 (PRODUCT LEVEL)	
	1	1	370-9478	1	MODULE GP-CONTROL (ARD COMBUSTION AIR)						



g02221582

GRAPHIC #1

<END>

# ELECTRICAL AND STARTING SYSTEM

## 324-3030 ELECTRONICS AR-MACHINE

S/N: PLR1-UP

PART OF 378-7987 GENERAL AR

SMCS - 7610

SMCS - 7620

i04036791

NOTE	PART NUMBER	QTY	PART NAME						SEE PAGE
			1	2	3	4	5	6 (PRODUCT LEVEL)	
Y	335-8870	1	ELECTRONICS GP-IMPLEMENT						203
Y	335-8872	1	ELECTRONICS GP-MONITOR						204
Y	335-8871	1	ELECTRONICS GP-POWER TRAIN						205

Y-SEPARATE ILLUSTRATION

<END>

# ELECTRICAL AND STARTING SYSTEM

## 262-1421 ELECTRONICS GP-COMMUNICATION

S/N: PLR1-UP

PRODUCT LINK 300

PART OF 344-3393 CONTROL GP-COMMUNICATION

AN ATTACHMENT

SMCS - 7606

SMCS - 7610

SMCS - 7620

i04522153

NOTE	PART NUMBER	QTY	PART NAME						SEE PAGE
			1	2	3	4	5	6 (PRODUCT LEVEL)	
	355-5105	1	SOFTWARE GP-COMMUNICATION (PRODUCT LINK 300)						
			-OR-						
	355-9764	1	SERVICE GP-COMMUNICATION (PRODUCT LINK 300) (OPTIONAL SERVICE REPLACEMENT)(INCLUDES CONTROL GP & SOFTWARE)						
	285-1133	1	CONTROL GP-UNPROGRAMMED (PRODUCT LINK 300)						
	7X-63151 STRAP AS-GROUND								
	101-0852	126-7574	1	SCREW-PAN HEAD (8-32X0.375-IN)					
	134-41261	WASHER (4.52X8.28X0.76-MM THK)							

# ELECTRICAL AND STARTING SYSTEM

## 336-3545 ELECTRONICS GP-COMMUNICATION

S/N: PLR1-UP

PRODUCT LINK 121SR

PART OF 344-3393 CONTROL GP-COMMUNICATION

AN ATTACHMENT

SMCS - 7606

SMCS - 7610

SMCS - 7620

i04416549

NOTE	PART NUMBER	QTY	PART NAME						SEE PAGE
			1	2	3	4	5	6 (PRODUCT LEVEL)	
	377-4844	1	SOFTWARE GP-COMMUNICATION						

# ELECTRICAL AND STARTING SYSTEM

## 335-8870 ELECTRONICS GP-IMPLEMENT

S/N: PLR1-UP

PART OF 324-3030 ELECTRONICS AR-MACHINE

SMCS - 5701

SMCS - 7610

SMCS - 7620

i04450190

NOTE	PART NUMBER	QTY	PART NAME						SEE PAGE
			1	2	3	4	5	6 (PRODUCT LEVEL)	
	377-1515	1	SOFTWARE GP-IMPLEMENT						

# ELECTRICAL AND STARTING SYSTEM

## 335-8872 ELECTRONICS GP-MONITOR

S/N: PLR1-UP

PART OF 324-3030 ELECTRONICS AR-MACHINE

SMCS - 7490

SMCS - 7601

SMCS - 7603

SMCS - 7610

SMCS - 7620

i04450194

NOTE	PART NUMBER	QTY	PART NAME						SEE PAGE
			1	2	3	4	5	6 (PRODUCT LEVEL)	
	376-6644	1	SOFTWARE GP-MONITOR						



# ELECTRICAL AND STARTING SYSTEM

## 335-8871 ELECTRONICS GP-POWER TRAIN

S/N: PLR1-UP

PART OF 324-3030 ELECTRONICS AR-MACHINE

SMCS - 4800

SMCS - 4808

SMCS - 7610

SMCS - 7620

i04450193

NOTE	PART NUMBER	QTY	PART NAME						SEE PAGE
			1	2	3	4	5	6 (PRODUCT LEVEL)	
	377-1516	1	SOFTWARE GP-POWER TRAIN						

# ELECTRICAL AND STARTING SYSTEM

## 366-7777 HARNESS AS-ENGINE

S/N: MME1-UP

PART OF 373-2217 WIRING GP-ELECTRONIC CONTROL

SMCS - 1403

SMCS - 1408

I04332255

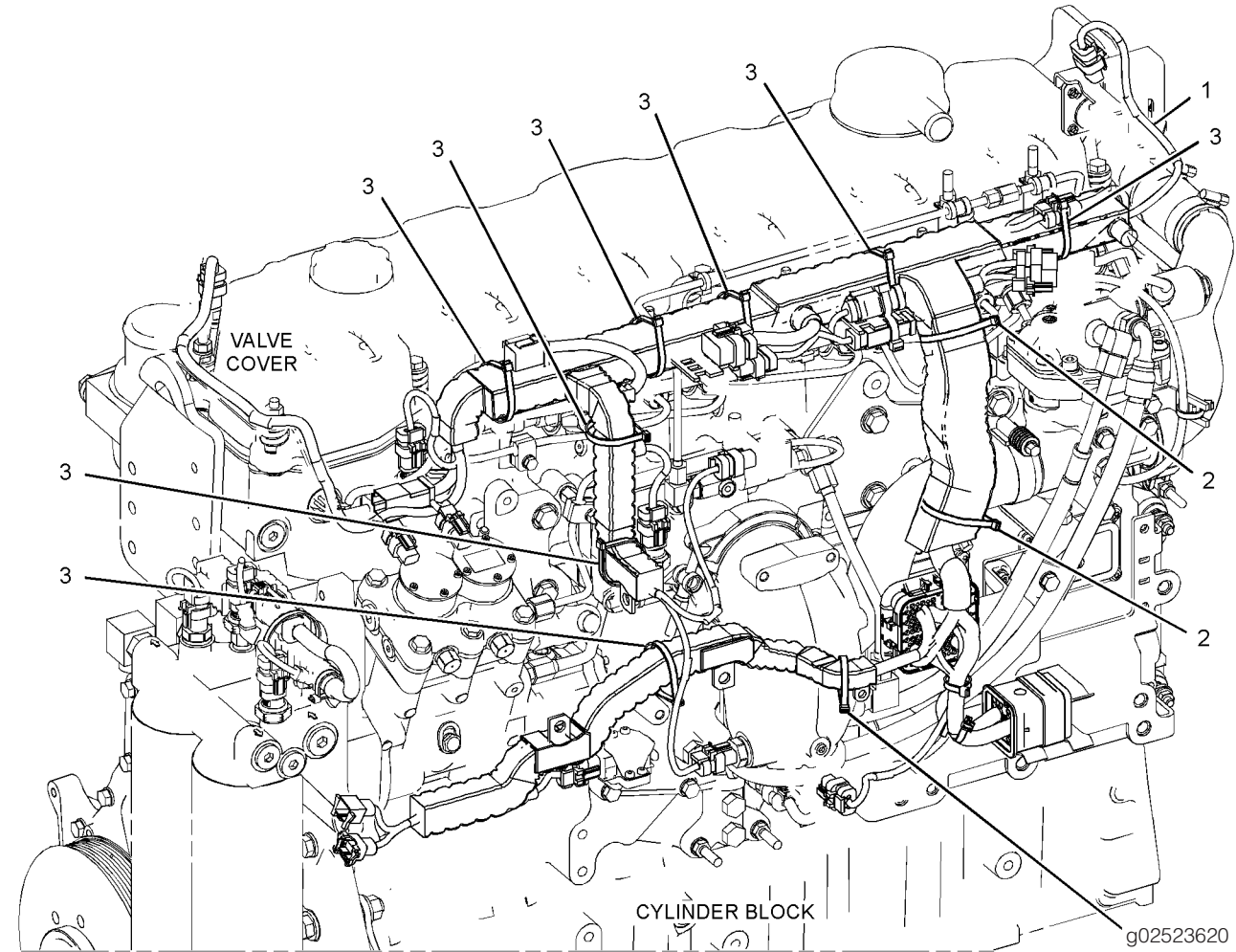
NOTE	REF NO	GRAPHIC REF	PART NUMBER	QTY	PART NAME						SEE PAGE	
					1	2	3	4	5	6 (PRODUCT LEVEL)		
	1	1	361-2497	1	HARNESS AS-ENGINE							
		1	7K-1181	2	STRAP-CABLE							
		1	361-2496	1	HARNESS AS-CONTROL							
		1	3E-6446	1	CAP AS-CONNECTOR							
		1	110-6844	1	SEAL							
		1	290-5562	1	MOUNT (DUAL SWIVEL)							
		1	100-3320	1	PLUG AS-CONNECTOR (2-PIN)							
		1	111-2416	1	PLUG AS-CONNECTOR (2-PIN) (EACH PLUG AS INCLUDES)							
		1	126-5011	1	SEAL-CONNECTOR							
		1	155-2260	155-2267	1	KIT-CONNECTING PLUG (3-PIN)						
		1	155-2270	155-2269	1	KIT-CONNECTING PLUG (2-PIN)						
		1	155-2274	155-2273	1	KIT-CONNECTING PLUG (6-PIN) (EACH PLUG KIT INCLUDES PLUG AS, WEDGE & INTERFACE SEAL)						
		1	230-4009	1	PLUG AS-CONNECTOR (12-PIN)							
		1	264-7034	1	SEAL-CONNECTOR							
		1	144-1636	39	PIN-CONNECTOR (14-GA TO 18-GA)							
		1	230-4011	3	PLUG AS-CONNECTOR (2-PIN)							
		1	238-8245	2	PLUG AS-CONNECTOR (2-PIN)							
		1	281-8801	1	PLUG AS-CONNECTOR (2-PIN)							
		1	238-8247	1	PLUG AS-CONNECTOR (2-PIN) (EACH PLUG AS INCLUDES)							
		1	264-7029	1	SEAL-CONNECTOR							
		1	230-4013	2	PLUG AS-CONNECTOR (3-PIN)							
		1	237-0227	2	PLUG AS-CONNECTOR (3-PIN)							
		1	281-8803	1	PLUG AS-CONNECTOR (3-PIN)							
		1	281-8804	2	PLUG AS-CONNECTOR (3-PIN) (EACH PLUG AS INCLUDES)							
		1	264-7030	1	SEAL-CONNECTOR							
		1	264-5732	1	PLUG AS-CONNECTOR (120-PIN)							
		1	288-7324	1	SEAL-CONNECTOR							
		1	160-8124	1	PLUG AS (2-PIN)							
		1	8T-8737	61	PLUG-SEAL							
		1	102-8802	3E-3364	1	KIT-RECEPTACLE (2-PIN) (INCLUDES RECEPTACLE AS & WEDGE)						
		1	102-8805	3E-3382	1	KIT-RECEPTACLE (6-PIN) (INCLUDES RECEPTACLE AS & WEDGE)						
		1	134-2540	1	RESISTOR AS-CONNECTION (3-PIN)							
		1	324-6267	1	RECEPTACLE AS-CONNECTOR (40-PIN)							
E		1	289-5150		SLEEVE (52-CM)							
		1	126-1766	126	SOCKET-CONNECTOR (14-GA TO 18-GA)							
		1	305-5362	111-1567	4	TERMINAL AS (18-GA)						
		1	1S-9593	6	STRAP-CABLE							
		1	3S-2093	4	STRAP-CABLE							
B		1	1P-0810		TAPE-ELECTRICAL							
		1	3S-2093	4	STRAP-CABLE							
E		1	125-7874		TUBE-HEAT SHRINK (5.72-MM DIA) (50-CM)							
E		1	125-7875		TUBE-HEAT SHRINK (7.44-MM DIA) (25-CM)							
	2	1	6K-0806	2	STRAP-CABLE							
	3	1	3S-2093	9	STRAP-CABLE							

B-USE AS REQUIRED  
E-ORDER BY THE CENTIMETER

# ELECTRICAL AND STARTING SYSTEM

366-7777 HARNESS AS-ENGINE (contd.)

i04332255



GRAPHIC #1

<END>

# ELECTRICAL AND STARTING SYSTEM

## 334-0829 HEATER GP-JACKET WATER

S/N: PLR1-UP

120-VOLT, 15-AMPERE.

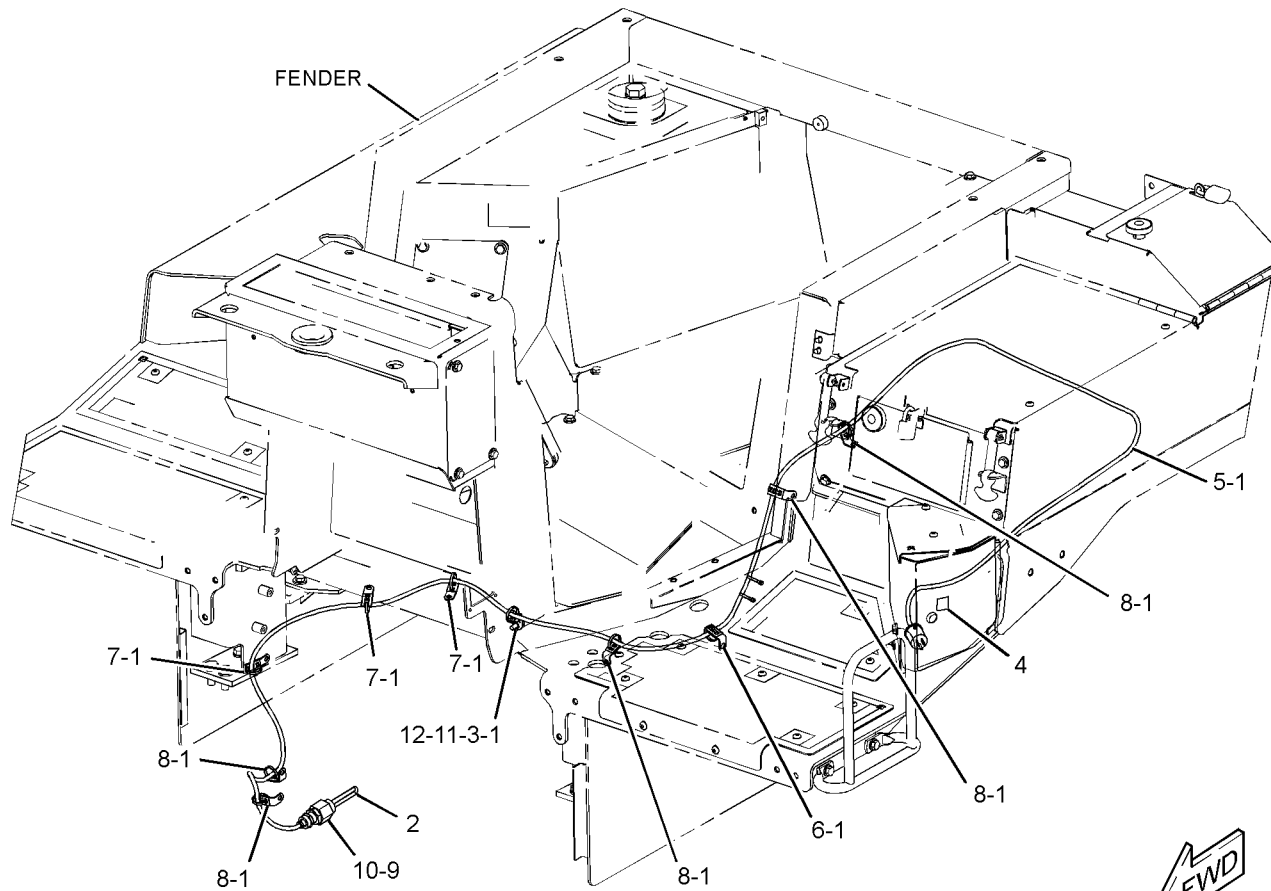
AN ATTACHMENT

SMCS - 1383

104359210

NOTE	REF NO	GRAPHIC REF	PART NUMBER	QTY	PART NAME						SEE PAGE
					1	2	3	4	5	6 (PRODUCT LEVEL)	
C	1	1	7K-1181	12	STRAP-CABLE						
	2	1	9G-6655	1	ELEMENT AS-JACKET WATER HEATER (120-VOLT, 1500-WATT)						
	3	1	204-8000	1	MOUNTING-CABLE TIE						
	4	1	214-9389	1	FILM-IDENTIFICATION (WATER HEATER)						
	5	1	335-8973	1	CORD AS-HEATER ELEMENT						
	6	1	4P-7429	1	CLIP						
C	7	1	4P-7581	3	CLIP						
C	8	1	4P-8134	5	CLIP						
	9	1	5P-0492	1	ADAPTER						
	10	1	7M-8485	1	SEAL-O-RING						
	11	1	8T-4121	1	WASHER-HARD (11X21X2.5-MM THK)						
	12	1	8T-4136	1	BOLT (M10X1.5X25-MM)						

C-CHANGE FROM PREVIOUS TYPE  
M-METRIC PART



g02521318

GRAPHIC #1

<END>

# ELECTRICAL AND STARTING SYSTEM

## 354-0704 INSTALLATION GP-COMMUNICATION

S/N: PLR1-UP  
 PRODUCT LINK 321SR  
 AN ATTACHMENT  
 SMCS - 7606

104155764

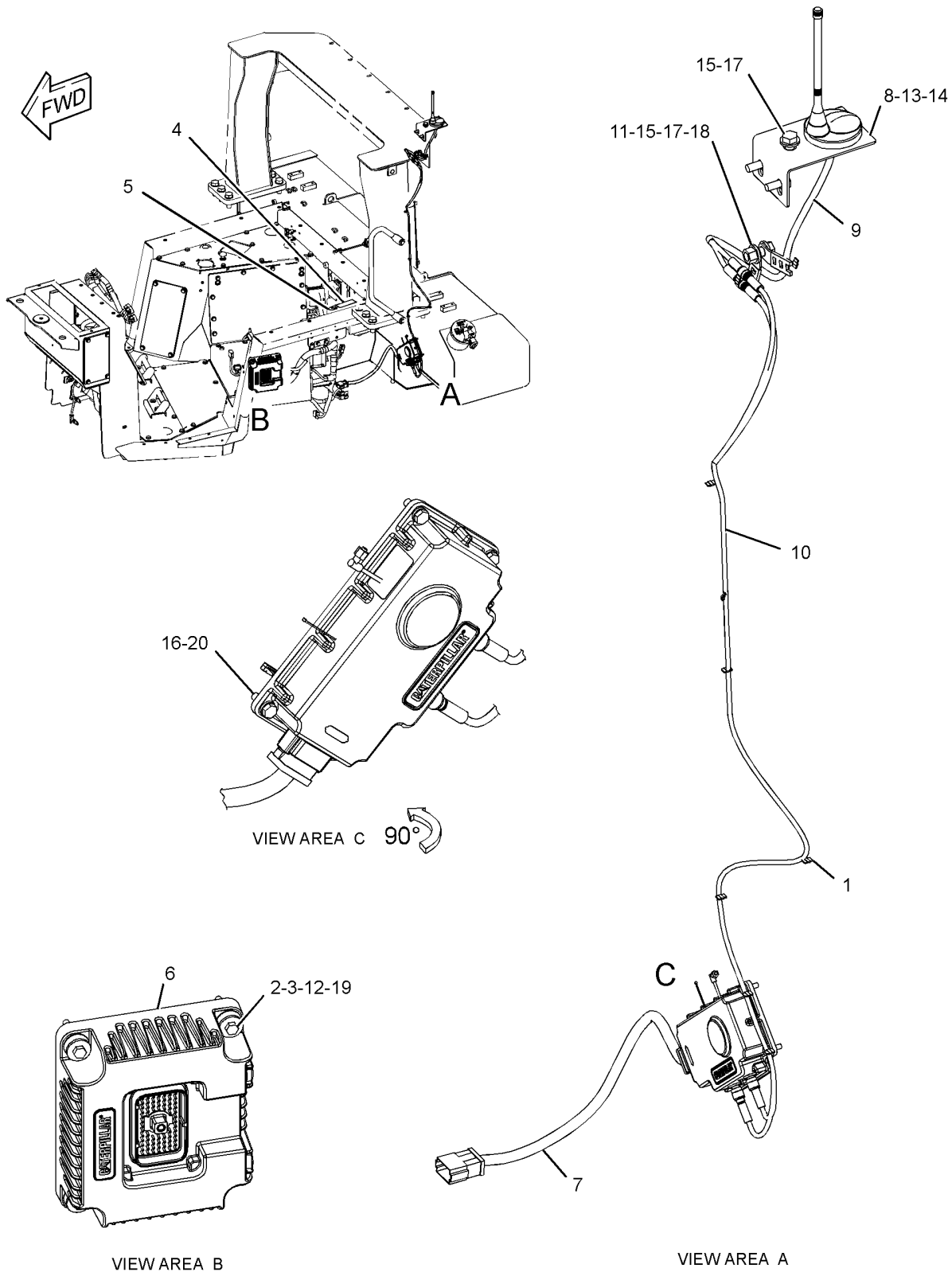
NOTE	REF NO	GRAPHIC REF	PART NUMBER	QTY	PART NAME						SEE PAGE
					1	2	3	4	5	6 (PRODUCT LEVEL)	
	1	1	7K-1181	9	STRAP-CABLE						
	2	1	8C-5607	8	MOUNT-ISOLATION						
	3	1	8C-5608	4	SPACER (6.5X9.5X25.4-MM THK)						
	4	1	230-1340	1	FILM-WARNING (PRODUCT LINK RADIO, U.S.)						
	5	1	307-0047	1	FILM-INFORMATION (PRODUCT LINK, READ OMM)						
Y	6	1	344-3393	1	CONTROL GP-COMMUNICATION (PRODUCT LINK 321SR)						198
	7	1	352-0637	1	HARNESS AS-WIRING						
		1	102-8801	1	KIT-RECEPTACLE (12-PIN) (INCLUDES RECEPTACLE AS & WEDGE)						
		1	155-2255	1	KIT-CONNECTING PLUG (12-PIN) (INCLUDES PLUG AS, WEDGE, & INTERFACE SEAL)						
		1	8T-8737	6	PLUG-SEAL						
		1	9W-0844	2	SOCKET-CONNECTOR (14-GA TO 16-GA)						
		1	9W-0852	2	PIN-CONNECTOR (14-GA TO 16-GA)						
		1	9X-3401	7	PIN-CONNECTOR (16-GA TO 18-GA)						
		1	9X-3402	7	SOCKET-CONNECTOR (16-GA TO 18-GA)						
	8	1	352-0638	1	BRACKET AS						
		1	8T-3597	1	NUT-WELD (M12X1.75-THD)						
	9	1	351-8485	1	ANTENNA AS						
		1	301-0589	1	ANTENNA (FLEXIBLE)						
		1	355-0598	1	NUT-SPECIAL						
	10	1	354-0703	1	CABLE AS-COAXIAL						
	11	1	4P-7428	2	CLIP						
	12	1	8T-2192	4	BOLT (M6X1X45-MM)						
	13	1	8T-4121	2	WASHER-HARD (11X21X2.5-MM THK)						
	14	1	8T-4136	2	BOLT (M10X1.5X25-MM)						
	15	1	8T-4139	2	BOLT (M12X1.75X30-MM)						
	16	1	8T-4181	4	BOLT (M6X1X20-MM)						
	17	1	8T-4223	3	WASHER-HARD (13.5X25.5X3-MM THK)						
	18	1	8T-4244	1	NUT (M12X1.75-THD)						
	19	1	9X-6165	4	WASHER (6.5X22X2.5-MM THK)						
	20	1	9X-8256	4	WASHER (6.6X12X2-MM THK)						

M-METRIC PART  
 Y-SEPARATE ILLUSTRATION

# ELECTRICAL AND STARTING SYSTEM

354-0704 INSTALLATION GP-COMMUNICATION (contd.)

i04155764



GRAPHIC #1

<END>

g02350959

# ELECTRICAL AND STARTING SYSTEM

## 3E-6389 LAMP GP-DOME

S/N: PLR1-UP

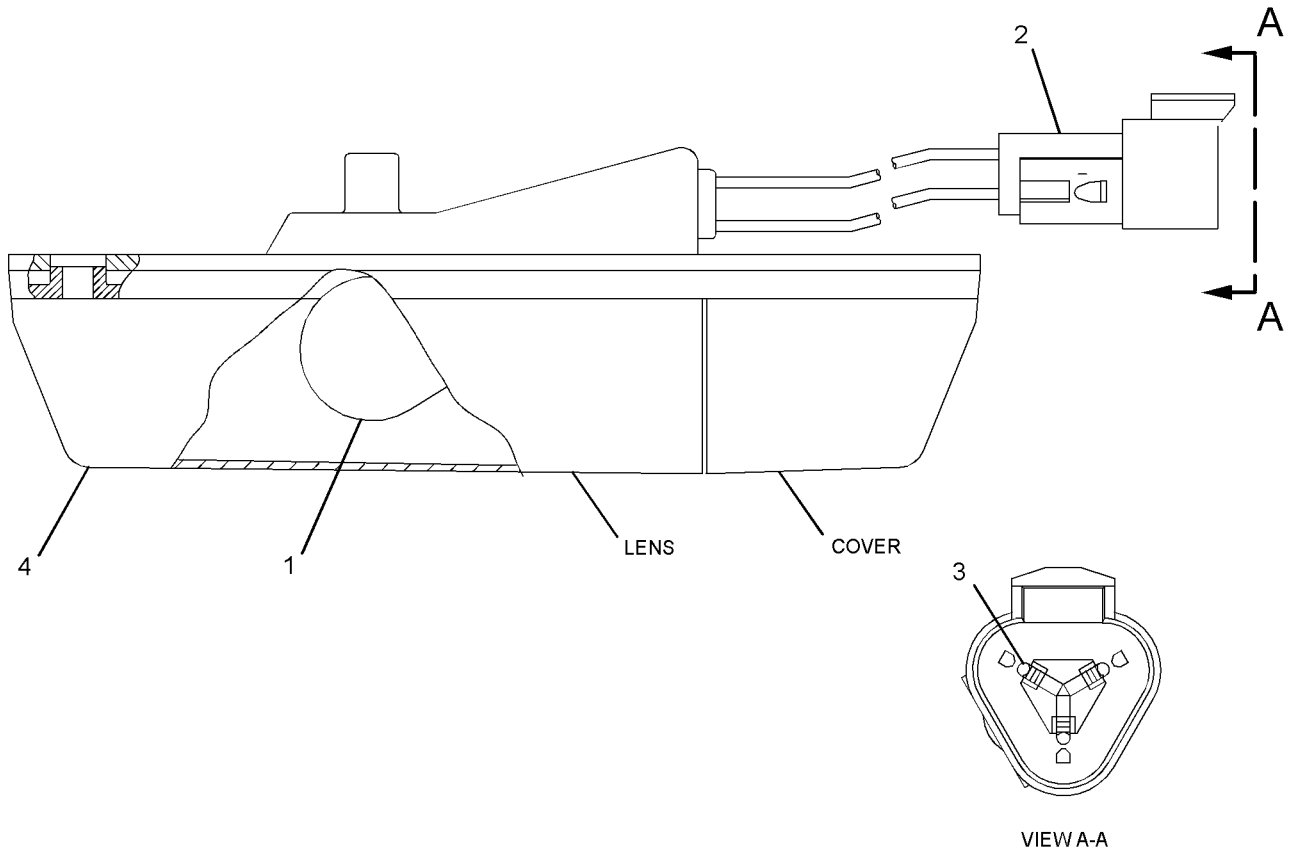
24-VOLT . WITH SWITCH

PART OF 161-1096 LINER GP-CAB

SMCS - 1433

104156857

NOTE	REF NO	GRAPHIC REF	PART NUMBER	QTY	PART NAME						SEE PAGE	
					1	2	3	4	5	6 (PRODUCT LEVEL)		
	1	1	7N-9943	1	LAMP (24-VOLT) (CAB)							
	2	1	102-8803	1	KIT-RECEPTACLE (3-PIN) (INCLUDES RECEPTACLE AS & WEDGE)							
	3	1	8T-8729	186-3735	3	PIN-CONNECTOR (16-GA TO 18-GA)						
	4	1	7T-0020	1	LENS-DOME LAMP							



GRAPHIC #1

g01270113

<END>

# ELECTRICAL AND STARTING SYSTEM

## 219-6486 LAMP GP-FLOOD

S/N: PLR1-UP

24-VOLT, 70-WATT.

PART OF 331-0026 LIGHTING GP-FLOOD

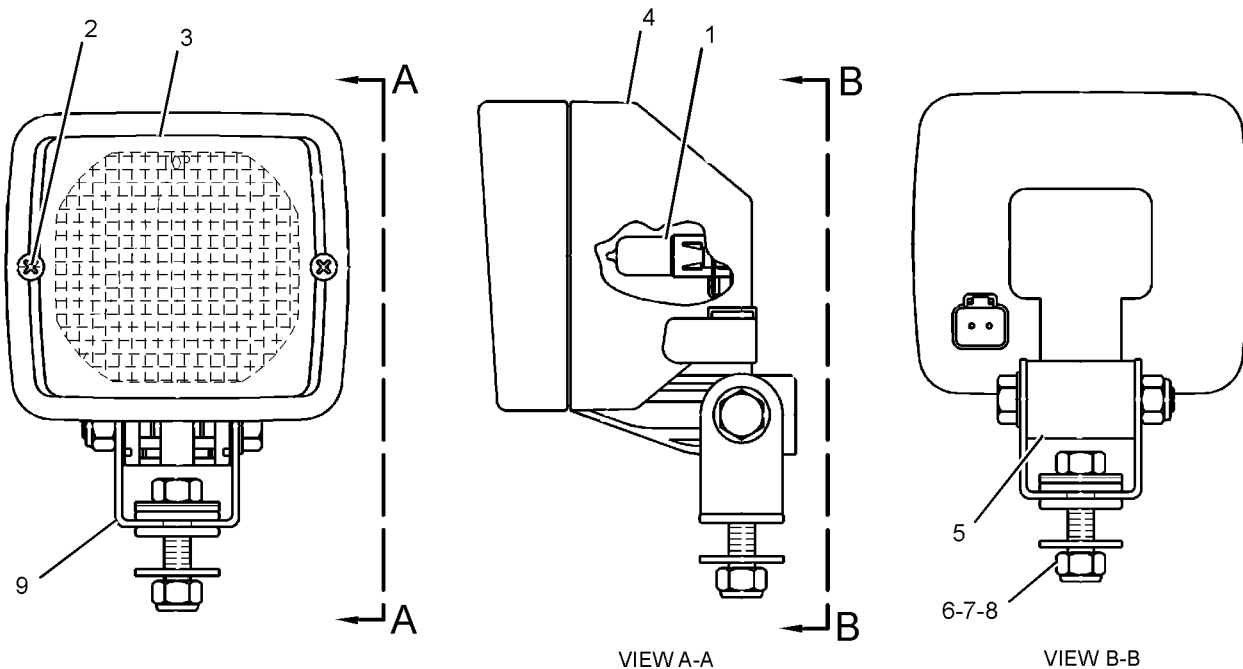
AN ATTACHMENT

SMCS - 1434

I04140472

NOTE	REF NO	GRAPHIC REF	PART NUMBER	QTY	PART NAME						SEE PAGE
					1	2	3	4	5	6 (PRODUCT LEVEL)	
	1	1	351-9918	1	LAMP-HALOGEN (24-VOLT, 70-WATT)						
	2	1	9X-4244	2	SCREW-SPECIAL (M4X1.79X25-MM)						
	3	1	202-6611	1	LENS AS						
	4	1	175-4292	1	BODY AS						
	5	1	164-7556	1	BRACKET (LAMP RETAINING)						
	6	1	6V-2317	1	BOLT (M8X1.25X30-MM)						
	7	1	6V-9189	1	LOCKNUT (M8X1.25-THD)						
	8	1	8T-4224	2	WASHER-HARD (8.8X16X2-MM THK)						
	9	1	175-4291	1	BRACKET AS						

M-METRIC PART



GRAPHIC #1

g01307925

<END>



# ELECTRICAL AND STARTING SYSTEM

## 254-8155 LAMP GP-FLOOD

S/N: PLR1-UP

24-VOLT.

PART OF 331-0026 LIGHTING GP-FLOOD

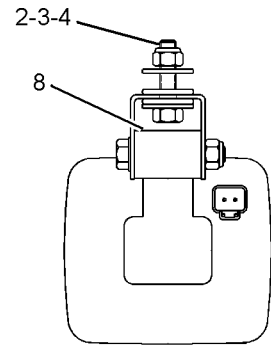
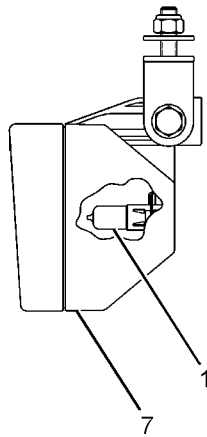
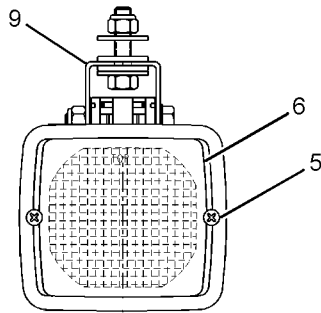
AN ATTACHMENT

SMCS - 1434

I04134172

NOTE	REF NO	GRAPHIC REF	PART NUMBER	QTY	PART NAME						SEE PAGE
					1	2	3	4	5	6 (PRODUCT LEVEL)	
	1	1	351-9918	1	LAMP-HALOGEN (24-VOLT, 70-WATT)						
	2	1	8T-4154	1	BOLT (M8X1.25X35-MM)						
	3	1	5C-7261	1	NUT (M8X1.25-THD)						
	4	1	8T-4224	2	WASHER-HARD (8.8X16X2-MM THK)						
	5	1	9X-4244	2	SCREW-SPECIAL (M4X1.79X25-MM)						
	6	1	202-6614	1	LENS AS						
	7	1	175-4292	1	BODY AS						
	8	1	164-7556	1	BRACKET (LAMP RETAINING)						
	9	1	175-4291	1	BRACKET AS						

M-METRIC PART



GRAPHIC #1

g01205426

<END>

# ELECTRICAL AND STARTING SYSTEM

## 331-0026 LIGHTING GP-FLOOD

S/N: PLR1-UP

CAB, FUEL TANK, RADIATOR

AN ATTACHMENT

SMCS - 1434

I04477050

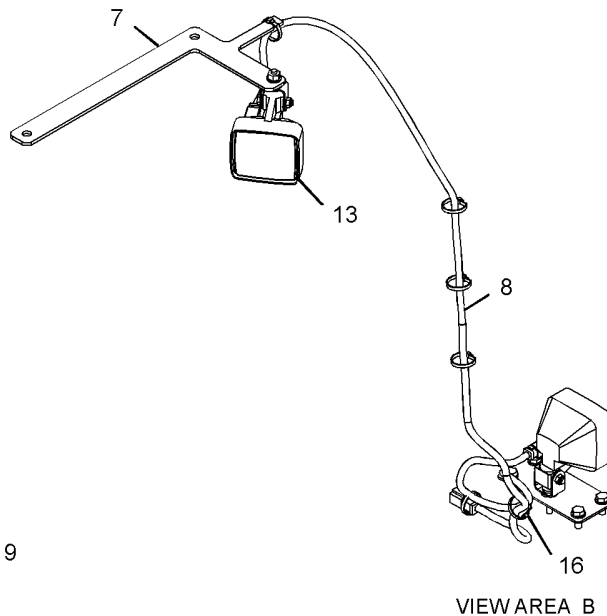
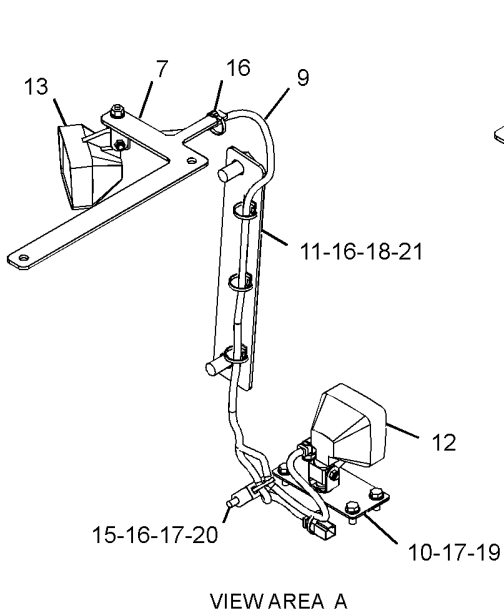
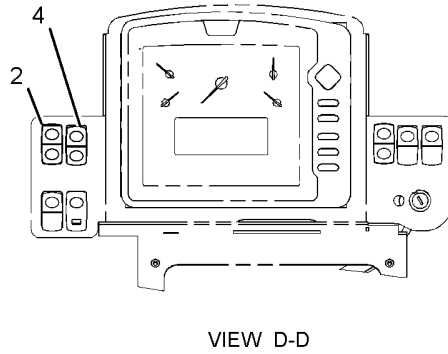
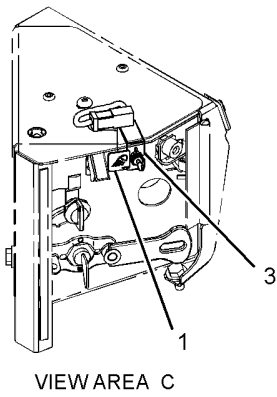
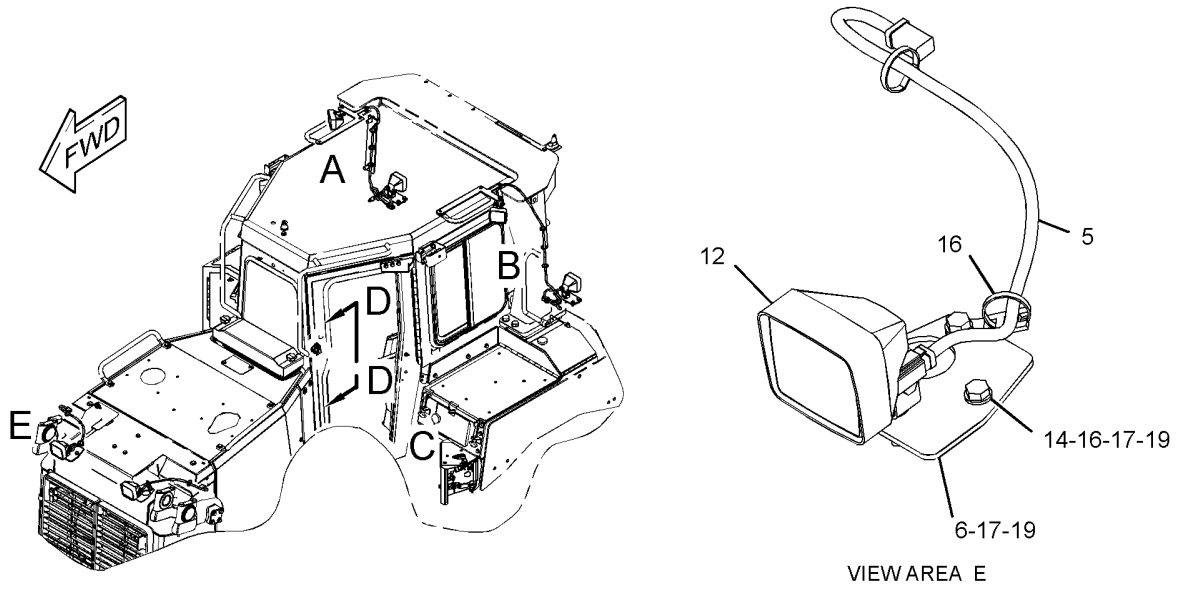
NOTE	REF NO	GRAPHIC REF	PART NUMBER	QTY	PART NAME						SEE PAGE	
					1	2	3	4	5	6 (PRODUCT LEVEL)		
	1	1	248-6862	1	FILM-IDENTIFICATION (WORK LIGHT)							
	2	1	284-3664	1	SWITCH AS-ROCKER (FRONT WORK LIGHT)							
	3	1	284-8381	1	SWITCH AS-TOGGLE (ACCESS LIGHTS)							
		1	102-8802	3E-3364	1	KIT-RECEPTACLE (2-PIN) (INCLUDES RECEPTACLE AS & WEDGE)						
		1	6T-3631	2	NUT-HEX (15/32-32-THD)							
		1	6T-3632	1	LOCKWASHER							
		1	6T-3633	1	RING-LOCKING							
		1	8T-8729	1	PIN-CONNECTOR (16-GA TO 18-GA)							
	4	1	293-9123	1	SWITCH AS-ROCKER (REAR WORK LIGHTS)							
	5	1	337-6805	2	HARNESS AS-LIGHTING (CYLINDER) (EACH INCLUDES)							
		1	8T-8737	2	PLUG-SEAL							
		1	8T-8730	2	SOCKET-CONNECTOR (16-GA TO 18-GA)							
		1	9W-0844	2	SOCKET-CONNECTOR (14-GA TO 16-GA)							
		1	155-2270	155-2269	1	KIT-CONNECTING PLUG (2-PIN)						
		1	155-2271	155-2272	1	KIT-CONNECTING PLUG (4-PIN) (EACH KIT INCLUDES PLUG AS, WEDGE & INTERFACE SEAL)						
	6	1	337-6810	2	BRACKET							
	7	1	337-6811	2	BRACKET							
	8	1	337-8234	1	HARNESS AS-LIGHTING (REAR)							
		1	102-8804	3E-3376	1	KIT-RECEPTACLE (4-PIN) (INCLUDES RECEPTACLE AS & WEDGE)						
		1	8T-8737	1	PLUG-SEAL							
E		1	125-7874		TUBE-HEAT SHRINK (5.72-MM DIA) (5-CM)							
		1	9W-0852	3	PIN-CONNECTOR (14-GA TO 16-GA)							
		1	9W-0844	2	SOCKET-CONNECTOR (14-GA TO 16-GA)							
		1	155-2270	155-2269	2	KIT-CONNECTING PLUG (2-PIN) (EACH INCLUDES PLUG AS, WEDGE & INTERFACE SEAL)						
	9	1	339-2058	1	HARNESS AS-LIGHTING (RH)							
		1	102-8804	3E-3376	1	KIT-RECEPTACLE (4-PIN) (INCLUDES RECEPTACLE AS & WEDGE)						
		1	8T-8737	1	PLUG-SEAL							
E		1	125-7875		TUBE-HEAT SHRINK (7.44-MM DIA) (5-CM)							
E		1	114-8843		SLEEVE-PLASTIC (60-CM)							
		1	126-1767	3	PIN-CONNECTOR (14-GA TO 16-GA)							
		1	126-1768	4	SOCKET-CONNECTOR (14-GA TO 16-GA)							
		1	155-2270	155-2269	2	KIT-CONNECTING PLUG (2-PIN) (EACH INCLUDES PLUG AS, WEDGE & INTERFACE SEAL)						
	10	1	349-0745	2	BRACKET							
	11	1	349-2479	1	PLATE							
Y	12	1	219-6486	4	LAMP GP-FLOOD (24-VOLT) (FUEL TANK, RADIATOR GUARD)						212	
Y	13	1	254-8155	2	LAMP GP-FLOOD (24-VOLT) (CAB)						213	
	14	1	4P-7581	2	CLIP							
	15	1	4P-8134	1	CLIP							
	16	1	7K-1181	16	STRAP-CABLE							
	17	1	8T-4121	13	WASHER-HARD (11X21X2.5-MM THK)							
	18	1	8T-4123	2	WASHER (22X35X3.5-MM THK)							
	19	1	8T-4136	12	BOLT (M10X1.5X25-MM)							
	20	1	8T-4137	1	BOLT (M10X1.5X20-MM)							
	21	1	8T-5460	2	BOLT (M20X2.5X40-MM)							

E-ORDER BY THE CENTIMETER  
M-METRIC PART  
Y-SEPARATE ILLUSTRATION

# ELECTRICAL AND STARTING SYSTEM

331-0026 LIGHTING GP-FLOOD (contd.)

i04477050



GRAPHIC #1

g02288493

<END>

# ELECTRICAL AND STARTING SYSTEM

## 336-5012 MODULE & MTG GP-CONTROL

S/N: PLR1-UP

ARD COMBUSTION AIR

PART OF 362-8790 MODULE AR-CLEAN EMISSIONS

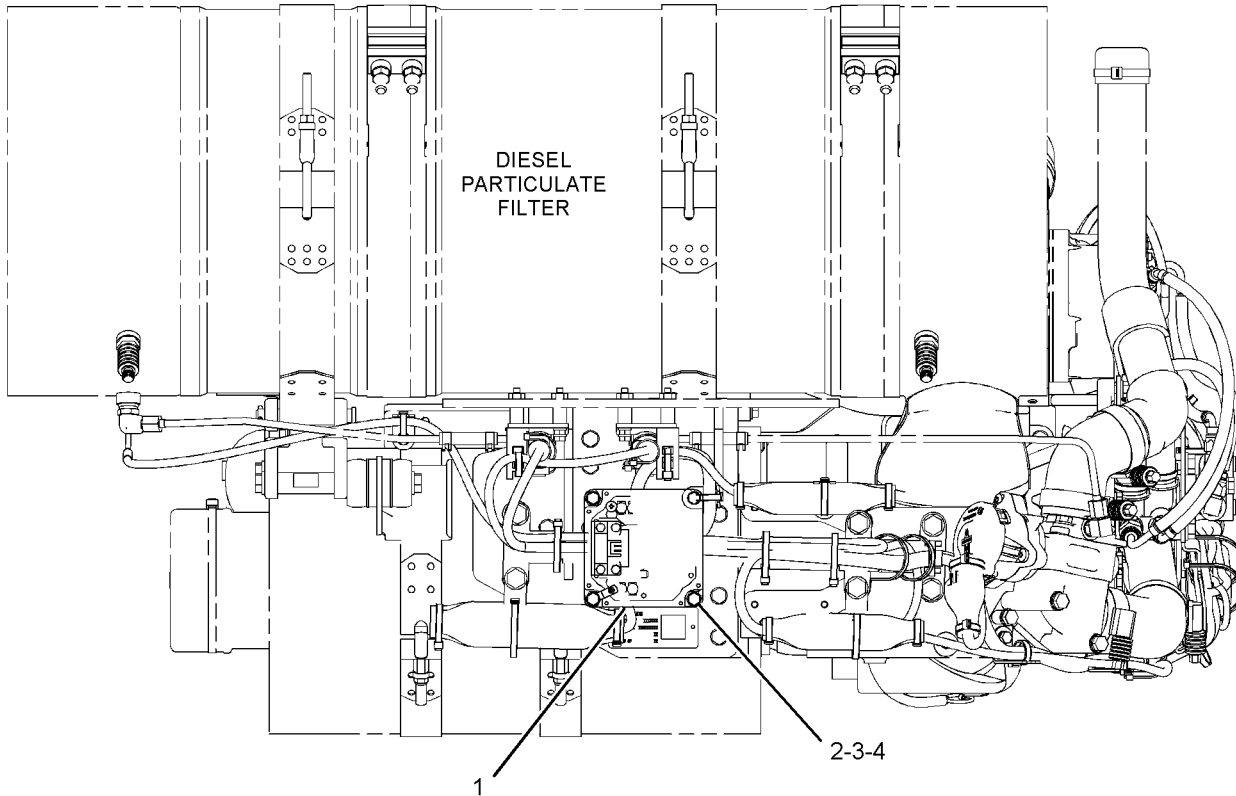
SMCS - 1900

SMCS - 1901

I03865431

NOTE	REF NO	GRAPHIC REF	PART NUMBER	QTY	PART NAME						SEE PAGE
					1	2	3	4	5	6 (PRODUCT LEVEL)	
Y	1	1	334-8853	1	CONTROL GP-ELECTRONIC (ARD COMBUSTION AIR)						199
	2	1	344-1200	4	WASHER-HARD (6.6X12X2-MM THK)						
	3	1	242-2961	4	SPACER (7X16X12-MM THK)						
	4	1	344-2768	4	BOLT (M6X1X50-MM)						

Y-SEPARATE ILLUSTRATION



TOP VIEW

g02161933

GRAPHIC #1

<END>

# ELECTRICAL AND STARTING SYSTEM

## 343-9072 MOUNTING GP-CONNECTOR

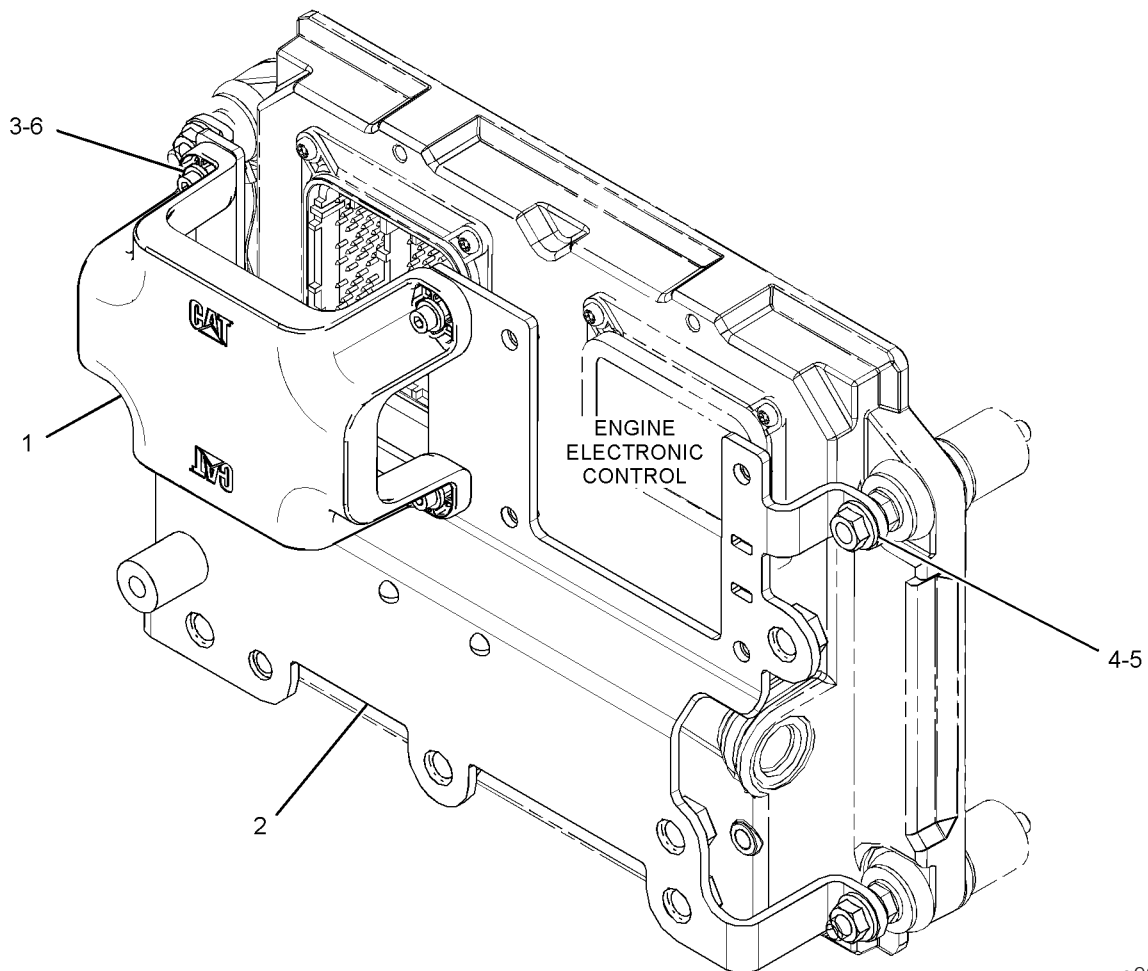
S/N: MME1-UP

FOR USE WITH FUEL COOLED ECMS  
 CANNOT BE USED WITH AIR COOLED ECMS  
 PART OF 364-1558 ENGINE AR-COMplete  
 SMCS - 1408

103821089

NOTE	REF NO	GRAPHIC REF	PART NUMBER	QTY	PART NAME						SEE PAGE
					1	2	3	4	5	6 (PRODUCT LEVEL)	
	1	1	325-1872	1	COVER AS						
	2	1	352-8980	1	PLATE AS						
		1	6V-6716	2	RIVET-TRUSS HEAD						
		1	8T-3490	5	NUT-WELD (M10X1.5-THD)						
		1	8T-3612	1	NUT-WELD (M8X1.25-THD)						
		1	8T-8874	8	NUT-WELD (M5X0.8-THD)						
		1	9R-2160	1	BOSS (M8X1.25X25-MM)						
		1	109-1645	1	CLIP						
	3	1	134-1374	4	BOLT-SOCKET HEAD (M5X0.8X20-MM)						
	4	1	178-3336	4	NUT-HEX FLANGE (M8X1.25-THD)						
	5	1	9M-1974	4	WASHER-HARD (8.8X16X2-MM THK)						
	6	1	9X-8256	4	WASHER (6.6X12X2-MM THK)						

M-METRIC PART



g02149706

GRAPHIC #1

<END>

# ELECTRICAL AND STARTING SYSTEM

## 341-8190 PANEL GP-CIRCUIT BREAKER

S/N: PLR1-UP

PART OF 325-6424 BATTERY & WIRING GP

SMCS - 1417

SMCS - 1420

104056931

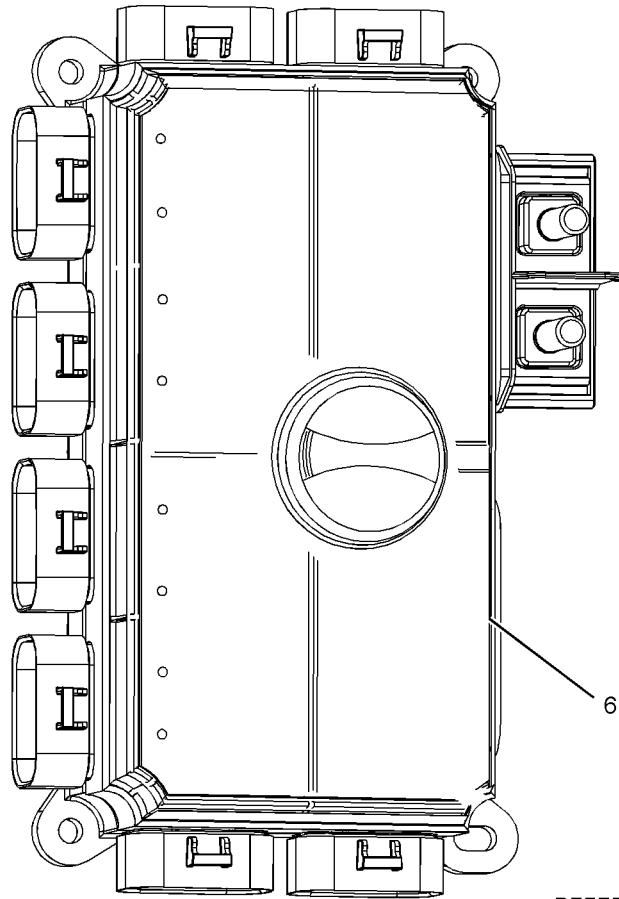
NOTE	REF NO	GRAPHIC REF	PART NUMBER	QTY	PART NAME						SEE PAGE
					1	2	3	4	5	6 (PRODUCT LEVEL)	
	1	2	113-8490	11	FUZE (10-AMPERE)						
	2	2	113-8491	29	FUZE (15-AMPERE)						
	3	2	113-8492	4	FUZE (20-AMPERE)						
	4	2	248-2841	8	RELAY AS (24-VOLT)						
	5	2	280-2709	4	CIRCUIT BREAKER AS (15-AMPERE, MANUAL RESET)						
	6	1	265-8182	1	COVER-FUZE BLOCK						
	7	2	5C-7261	2	NUT (M8X1.25-THD)						
	8	2	9F-5644	2	LOCKWASHER						
	9	2	7X-0608	2	WASHER-HARD (10.2X16X2-MM THK)						

M-METRIC PART

# ELECTRICAL AND STARTING SYSTEM

341-8190 PANEL GP-CIRCUIT BREAKER (contd.)

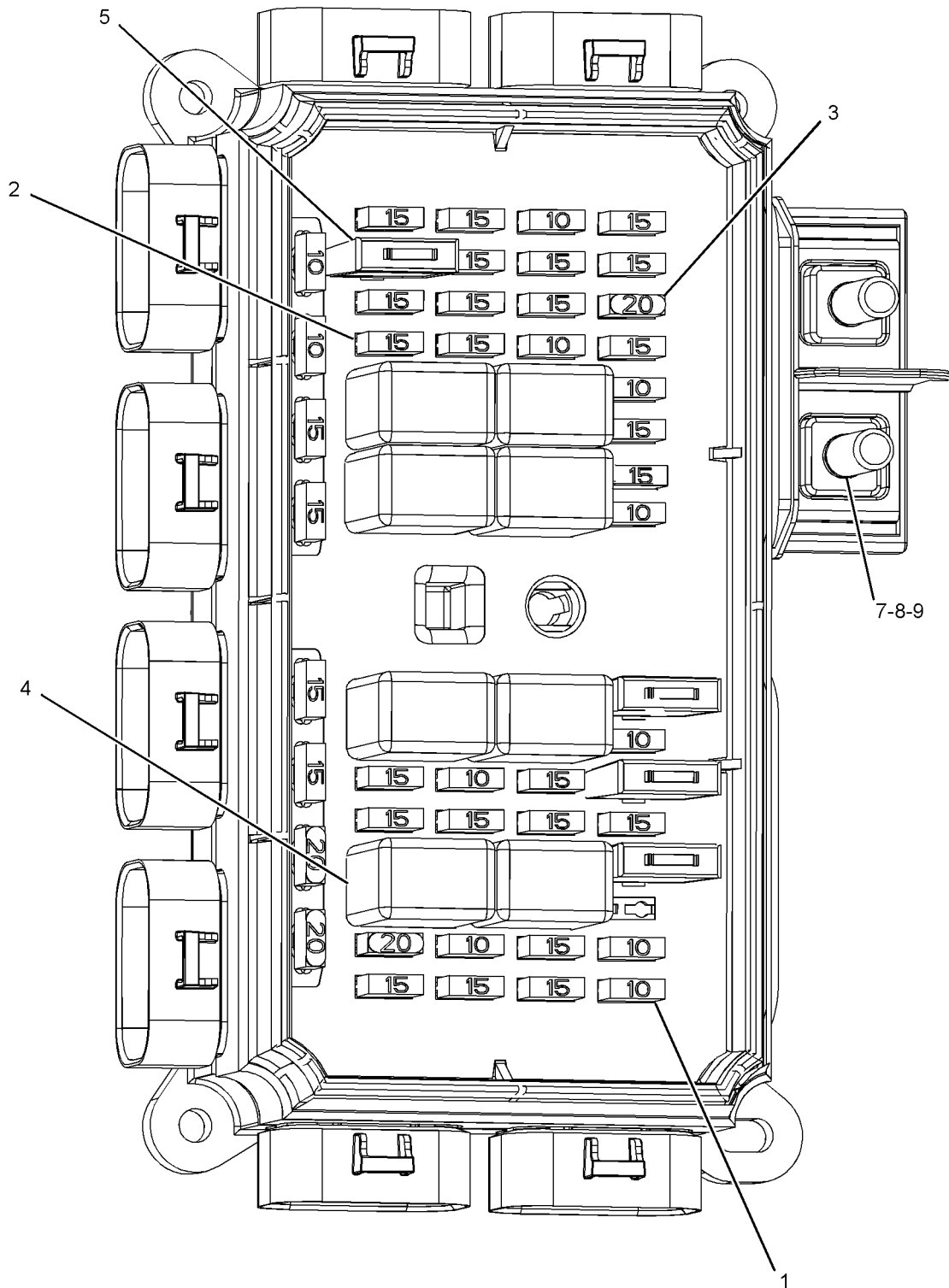
i04056931



REFER TO ALL ILLUSTRATIONS OF  
THIS GROUP FOR AUXILIAR g02334457

GRAPHIC #1

# ELECTRICAL AND STARTING SYSTEM



(COVER REMOVED FOR CLARITY)

GRAPHIC #1

g02334459

<END>



# ELECTRICAL AND STARTING SYSTEM

## 3T-9525 PLATE AS-BRUSH

S/N: PLR1-UP

PART OF 349-6530 STARTING MOTOR GP-ELECTRIC

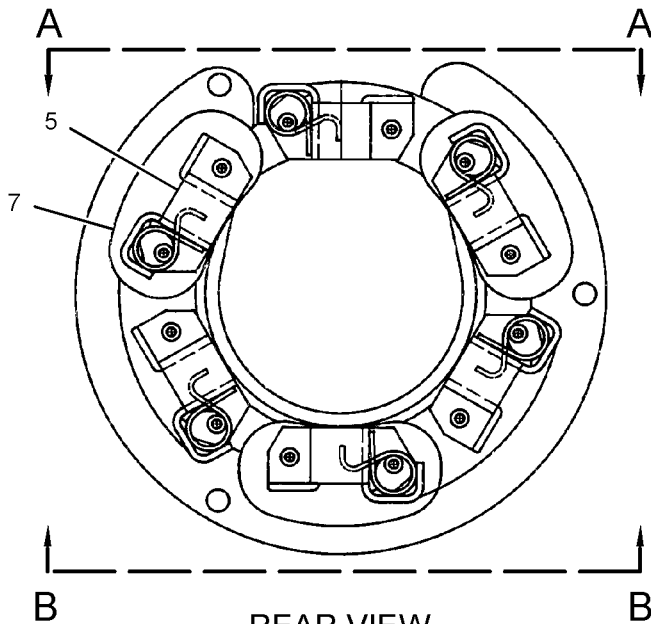
AN ATTACHMENT

SMCS - 1453

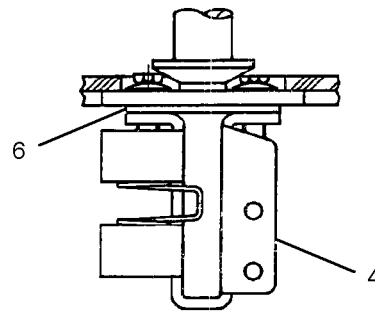
SMCS - 4463

104083269

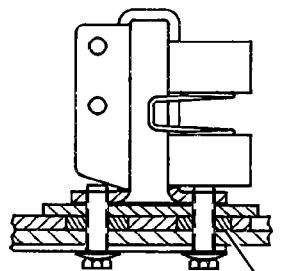
NOTE	REF NO	GRAPHIC REF	PART NUMBER	QTY	PART NAME						SEE PAGE
					1	2	3	4	5	6 (PRODUCT LEVEL)	
	1	1	6T-0372	1	PLATE						
	2	1	6T-0371	1	INSULATOR						
	3	1	9F-5599	12	LOCKWASHER						
	4	1	6T-0363	6	HOLDER AS-BRUSH (EACH INCLUDES)						
		1	3T-9494	1	SPRING						
	5	1	3T-4709	3	PLATE						
	6	1	3T-4710	3	PLATE						
	7	1	2L-6679	3	PLATE-INSULATOR						
	8	1	7F-3525	6	WASHER-BUSHING (0.207X0.39X0.09-IN THK)						
	9	1	5P-6298	12	SCREW-MACHINE (10-32X0.5-IN)						



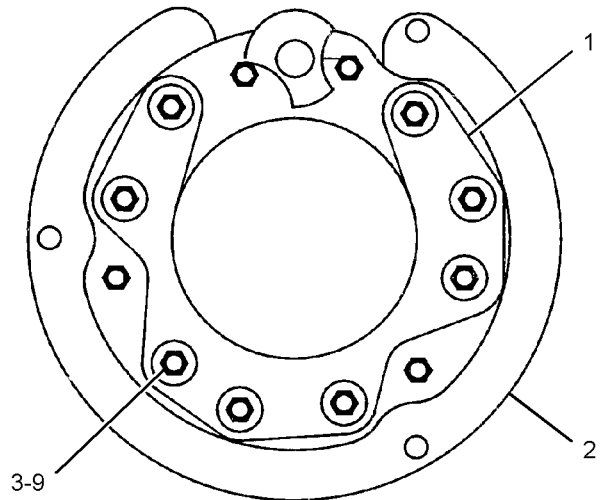
REAR VIEW



VIEW A-A



VIEW B-B



FRONT VIEW

g02294074

GRAPHIC #1

<END>

# ELECTRICAL AND STARTING SYSTEM

## 346-0228 RELAY GP

S/N: PLR1-UP

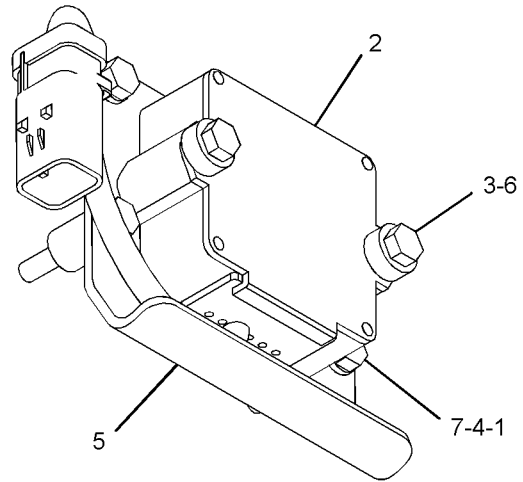
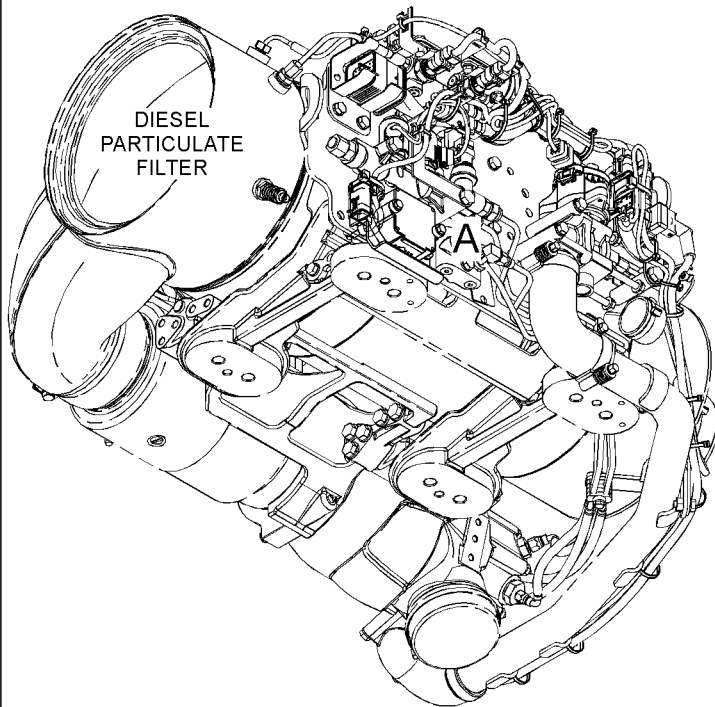
ARD NOZZLE HEATER

PART OF 362-8790 MODULE AR-CLEAN EMISSIONS

SMCS - 4493

104402869

NOTE	REF NO	GRAPHIC REF	PART NUMBER	QTY	PART NAME						SEE PAGE
					1	2	3	4	5	6 (PRODUCT LEVEL)	
	1	1	127-1991	4	SPACER (8.2X13X15-MM THK)						
	2	1	350-0036	1	RELAY AS (24-VOLT)						
		1	9X-3401	4	PIN-CONNECTOR (16-GA TO 18-GA)						
		1	230-5009	1	RECEPTACLE AS-CONNECTOR (4-PIN)						
	3	1	344-1198	2	BOLT (M6X1X45-MM)						
	4	1	344-1200	4	WASHER-HARD (6.6X12X2-MM THK)						
	5	1	346-0229	1	BRACKET AS						
	6	1	198-4764	2	WASHER-HARD (6.6X15X0.5-MM THK)						
	7	1	344-1208	4	BOLT (M6X1X35-MM)						



VIEW OF AREA A

GRAPHIC #1

g02204996

<END>

# ELECTRICAL AND STARTING SYSTEM

## 362-8917 SENSOR & MTG GP-PRESSURE

S/N: PLR1-UP

PART OF 362-8790 MODULE AR-CLEAN EMISSIONS

SMCS - 1408

SMCS - 1916

SMCS - 1917

SMCS - 1923

SMCS - 1924

SMCS - 1925

I04526693

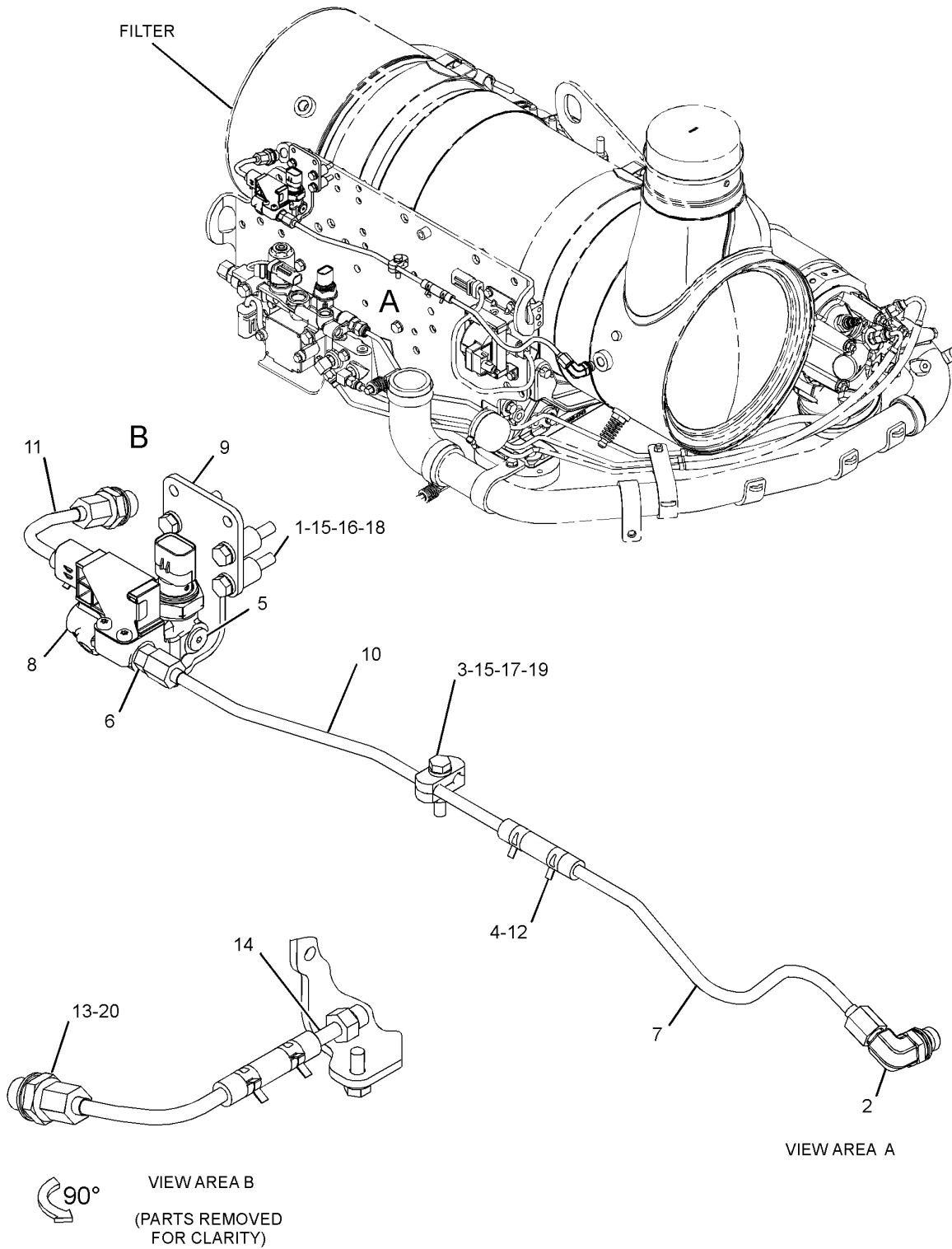
NOTE	REF NO	GRAPHIC REF	PART NUMBER	QTY	PART NAME						SEE PAGE
					1	2	3	4	5	6 (PRODUCT LEVEL)	
	1	1	127-1991	3	SPACER (8.2X13X15-MM THK)						
	2	1	286-5030	1	ELBOW						
	3	1	288-8580	2	CLAMP-FUEL LINE						
	4	1	308-1424	2	HOSE-AIR						
	5	1	315-9841	2	PLUG AS (EACH INCLUDES)						
		1	9S-8007	1	PLUG						
		1	238-5079	1	SEAL-O-RING						
	6	1	343-8118	1	CONNECTOR AS						
		1	3G-7409	1	CONNECTOR						
		1	238-5079	1	SEAL-O-RING						
	7	1	362-8919	1	TUBE AS						
Y	8	1	362-8936	1	SENSOR GP-PRESSURE (NOX REDUCTION SYSTEM)						239
	9	1	363-3554	1	BRACKET						
	10	1	364-2665	1	TUBE AS						
	11	1	364-7482	1	TUBE AS						
	12	1	195-8372	4	CLIP						
	13	1	304-8042	1	CONNECTOR						
	14	1	337-8767	1	CONNECTOR AS						
		1	238-5079	1	SEAL-O-RING						
		1	337-8766	1	CONNECTOR						
	15	1	344-1200	6	WASHER-HARD (6.6X12X2-MM THK)						
	16	1	344-1206	2	BOLT (M6X1X16-MM)						
	17	1	344-1207	1	BOLT (M6X1X30-MM)						
	18	1	344-1208	3	BOLT (M6X1X35-MM)						
	19	1	344-5673	1	NUT (M6X1-THD)						
	20	1	7W-3556	1	WASHER (14.27X20.57X1.5-MM THK)						

M-METRIC PART  
Y-SEPARATE ILLUSTRATION

# ELECTRICAL AND STARTING SYSTEM

362-8917 SENSOR & MTG GP-PRESSURE (contd.)

i04526693



GRAPHIC #1

g02598916

<END>

# ELECTRICAL AND STARTING SYSTEM

## 342-8959 SENSOR GP-ENGINE

S/N: MME1-UP

FOR USE WITH NRS MIXER ELBOW GP-AIR ORIENTED IN THE DOWNWARD POSITION  
CANNOT BE USED WITH NRS MIXER ELBOW GP-AIR ORIENTED IN THE UPWARD POSITION

PART OF 347-0103 ENGINE AR-CORE

SMCS - 1000  
SMCS - 1718  
SMCS - 1906  
SMCS - 1907  
SMCS - 1912  
SMCS - 1917  
SMCS - 1923  
SMCS - 1924  
SMCS - 1925  
SMCS - 1928  
SMCS - 1929  
SMCS - 7400  
SMCS - 7422

104322709

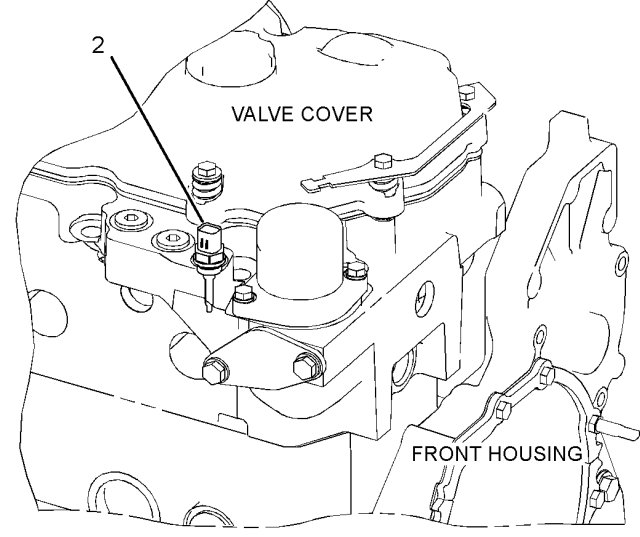
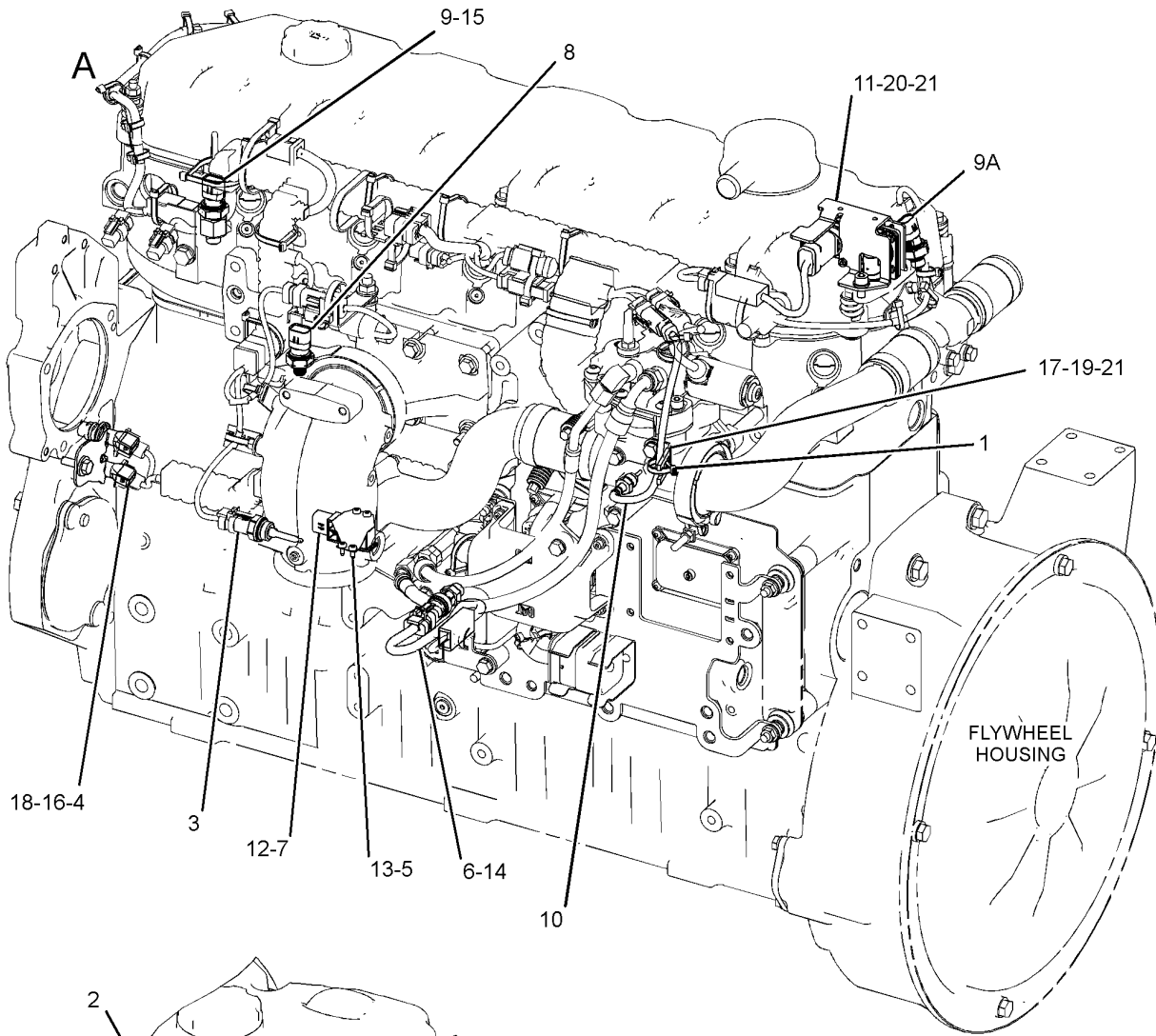
NOTE	REF NO	GRAPHIC REF	PART NUMBER	QTY	PART NAME						SEE PAGE
					1	2	3	4	5	6 (PRODUCT LEVEL)	
	1	1	<b>3S-2093</b>	1	STRAP-CABLE						
Y	2	1	234-5012	1	SENSOR GP-TEMPERATURE (COOLANT)						244
Y	3	1	234-5013	1	SENSOR GP-TEMPERATURE (CHARGE AIR)						245
Y	4	1	236-6221	1	SENSOR GP-SPEED (ENGINE TIMING)						242
	5	1	<b>286-1238</b>	1	BRACKET						
Y	6	1	<b>293-5535</b>	1	SENSOR GP-PRESSURE (ENGINE OIL)						232
	7	1	<b>294-6119</b>	1	SENSOR GP-PRESSURE (CRANKCASE BREATHER)						
Y	8	1	331-1134	1	SENSOR GP-PRESSURE (ATMOSPHERIC)						234
Y	9	1	332-0296	1	SENSOR GP-PRESSURE (INTAKE MANIFOLD)						235
Y	9A	1	332-0296	1	SENSOR GP-PRESSURE (NRS ABSOLUTE)						235
	10	1	<b>339-8822</b>	1	SENSOR AS-TEMPERATURE (NOX REDUCTION SYSTEM)						
Y	11	1	<b>365-9858</b>	1	SENSOR GP-PRESSURE (DIFFERENTIAL)						240
	12	1	<b>137-8101</b>	2	SEAL-O-RING						
	13	1	<b>296-4285</b>	4	SCREW-PAN HEAD (M4X0.7X10-MM)						
	14	1	329-5451	1	ADAPTER AS						
		1	<b>9X-0261</b>	1	ADAPTER						
		1	<b>214-7566</b>	1	SEAL-O-RING						
		1	<b>214-7568</b>	1	SEAL-O-RING						
	15	1	331-1136	1	ADAPTER AS						
		1	<b>214-7568</b>	1	SEAL-O-RING						
		1	<b>331-1137</b>	1	ADAPTER						
	16	1	<b>3E-4352</b>	1	WASHER-HARD (8.8X20.5X2.5-MM THK)						
	17	1	<b>4P-8134</b>	1	CLIP						
	18	1	<b>6V-3940</b>	1	BOLT (M8X1.25X25-MM)						
	19	1	<b>6V-5215</b>	1	BOLT (M8X1.25X16-MM)						
	20	1	<b>6V-8202</b>	2	BOLT-SOCKET HEAD (M8X1.25X16-MM)						
	21	1	<b>9M-1974</b>	3	WASHER-HARD (8.8X16X2-MM THK)						

M-METRIC PART  
Y-SEPARATE ILLUSTRATION

# ELECTRICAL AND STARTING SYSTEM

342-8959 SENSOR GP-ENGINE (contd.)

i04322709



VIEW OF AREA A



GRAPHIC #1

g02489260

<END>

# ELECTRICAL AND STARTING SYSTEM

## 266-1467 SENSOR GP-POSITION

S/N: PLR1-UP

PART OF 365-3464 PEDAL GP-GOVERNOR & BRAKE

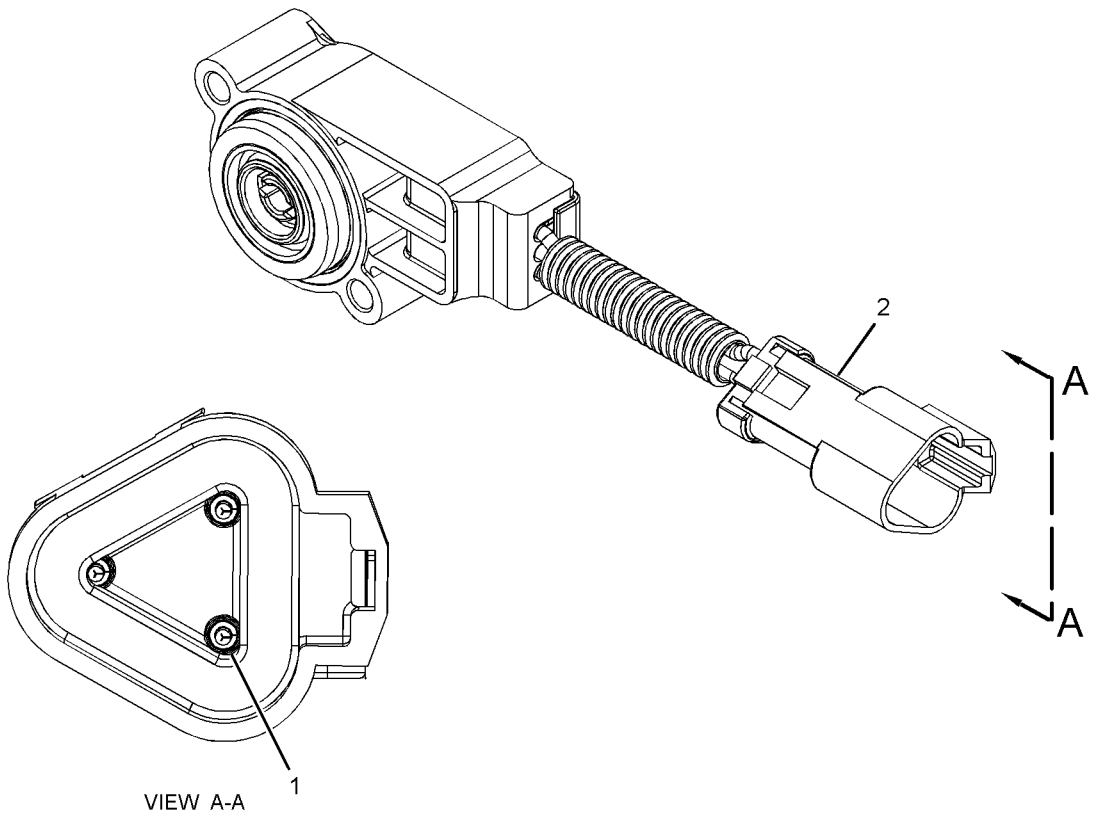
SMCS - 1905

SMCS - 1911

SMCS - 430S

I04182816

NOTE	REF NO	GRAPHIC REF	PART NUMBER	QTY	PART NAME						SEE PAGE
					1	2	3	4	5	6 (PRODUCT LEVEL)	
	1	1	180-9339	3	PIN-CONNECTOR (14-GA TO 18-GA)						
	2	1	102-8803	3E-3370	1						KIT-RECEPTACLE (3-PIN)
(INCLUDES RECEPTACLE AS & WEDGE)											



VIEW A-A

g01740694

GRAPHIC #1

<END>

# ELECTRICAL AND STARTING SYSTEM

## 266-6010 SENSOR GP-POSITION

S/N: PLR1-UP

PART OF 325-8335 CONTROL GP-JOYSTICK

SMCS - 1905

SMCS - 1911

SMCS - 430S

I04054393

NOTE	REF NO	GRAPHIC REF	PART NUMBER	QTY	PART NAME						SEE PAGE
					1	2	3	4	5	6 (PRODUCT LEVEL)	
	1	1	1P-2624	1	BEARING AS-NEEDLE						
	2	1	7P-4190	1	BEARING-ROLLER						
	3	1	216-1696	1	SENSOR AS (STEERING)						
		1	142-6258	1	RECEPTACLE AS						
	4	1	219-5804	1	HOUSING						
	5	1	225-3202	1	GASKET						
	6	1	237-0145	1	SPACER (19.5X58X3.5-MM THK)						
	8	1	292-1357	1	SPRING						
	9	1	313-4664	1	HOUSING						
	10	1	313-4666	1	CAM AS						
		1	3H-0702	1	DOWEL						
	11	1	1W-6448	2	DOWEL						
	12	1	286-5841	2	SCREW-PAN HEAD (6-19X0.625-IN)						
	13	1	2H-9445	1	PIN-SPRING						
	14	1	2J-6356	2	RING-RETAINING						
	15	1	5M-1179	1	PIN-SPRING						
	16	1	6F-4855	2	SEAL-O-RING						
	17	1	8F-7702	1	SEAL-LIP TYPE						
	18	1	8T-4994	1	WASHER-HARD (20X36.5X3.5-MM THK)						
	19	1	9X-2480	4	BOLT (M6X1X45-MM)						
	20	1	9X-8256	4	WASHER (6.6X12X2-MM THK)						
	21	1	1B-8706	1	KEY-WOODRUFF						

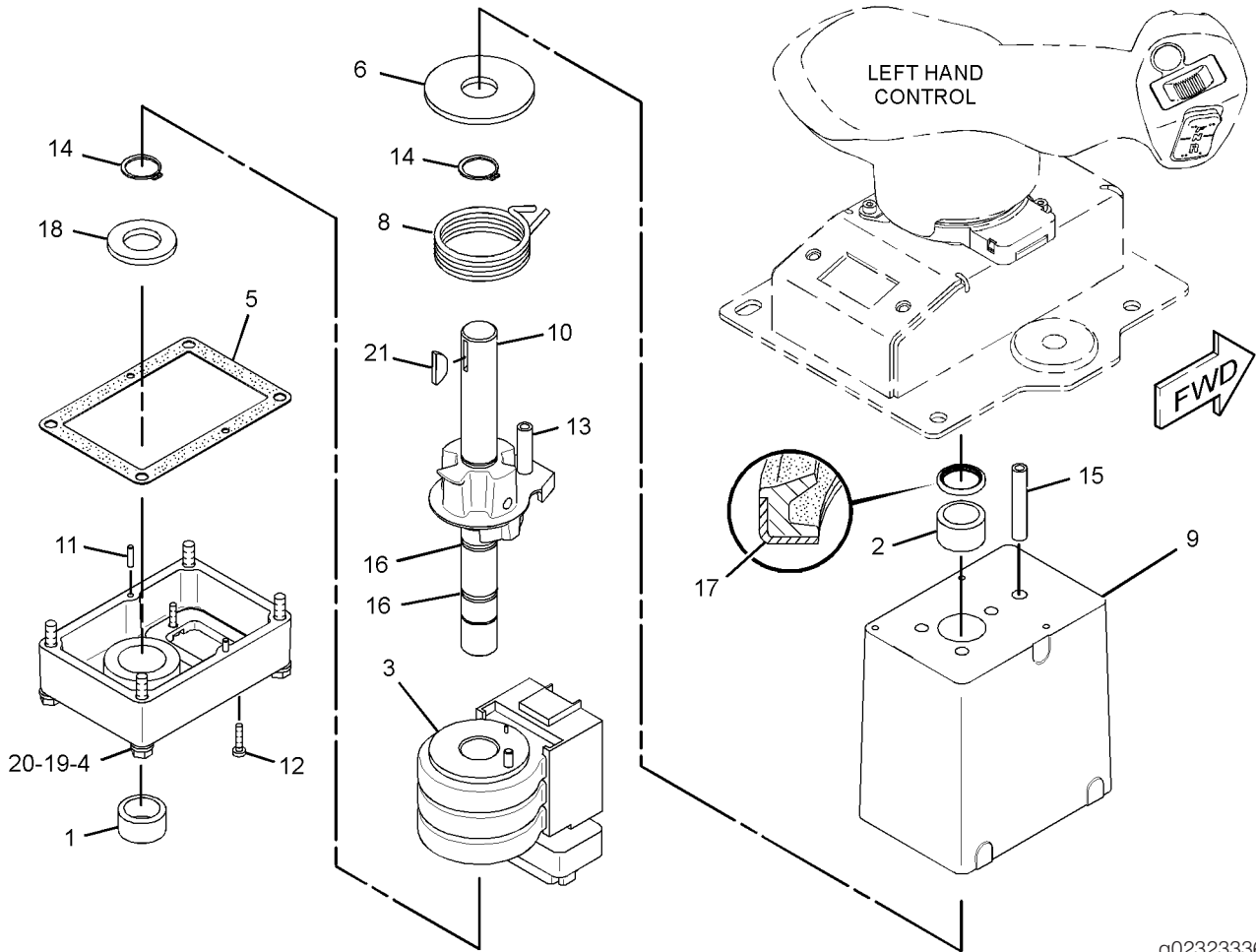
M-METRIC PART



# ELECTRICAL AND STARTING SYSTEM

266-6010 SENSOR GP-POSITION (contd.)

i04054393



GRAPHIC #1

<END>

g02323336

# ELECTRICAL AND STARTING SYSTEM

## 269-1981 SENSOR GP-POSITION

S/N: PLR1-UP

PART OF 365-3464 PEDAL GP-GOVERNOR & BRAKE

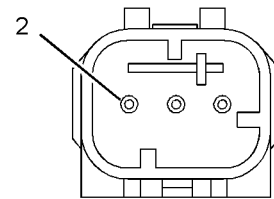
SMCS - 1905

SMCS - 1911

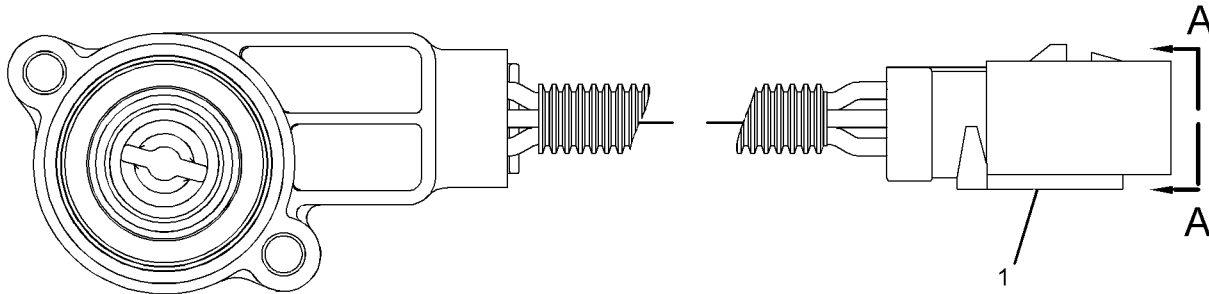
SMCS - 430S

I02765204

NOTE	REF NO	GRAPHIC REF	PART NUMBER	QTY	PART NAME						SEE PAGE	
					1	2	3	4	5	6 (PRODUCT LEVEL)		
	1	1	230-4014	2	RECEPTACLE AS-CONNECTOR (3-PIN)							
	2	1	9X-3401	180-9339	6	PIN-CONNECTOR (16-GA TO 18-GA)						
- OR -												
			126-1767	180-9339	6	PIN-CONNECTOR (14-GA TO 16-GA)						



VIEW A-A



GRAPHIC #1

g01391032

<END>

# ELECTRICAL AND STARTING SYSTEM

## 293-5340 SENSOR GP-PRESSURE

S/N: MME1-UP

PART OF 362-0769 RAIL GP-FUEL

SMCS - 1718

SMCS - 1916

SMCS - 1917

SMCS - 1923

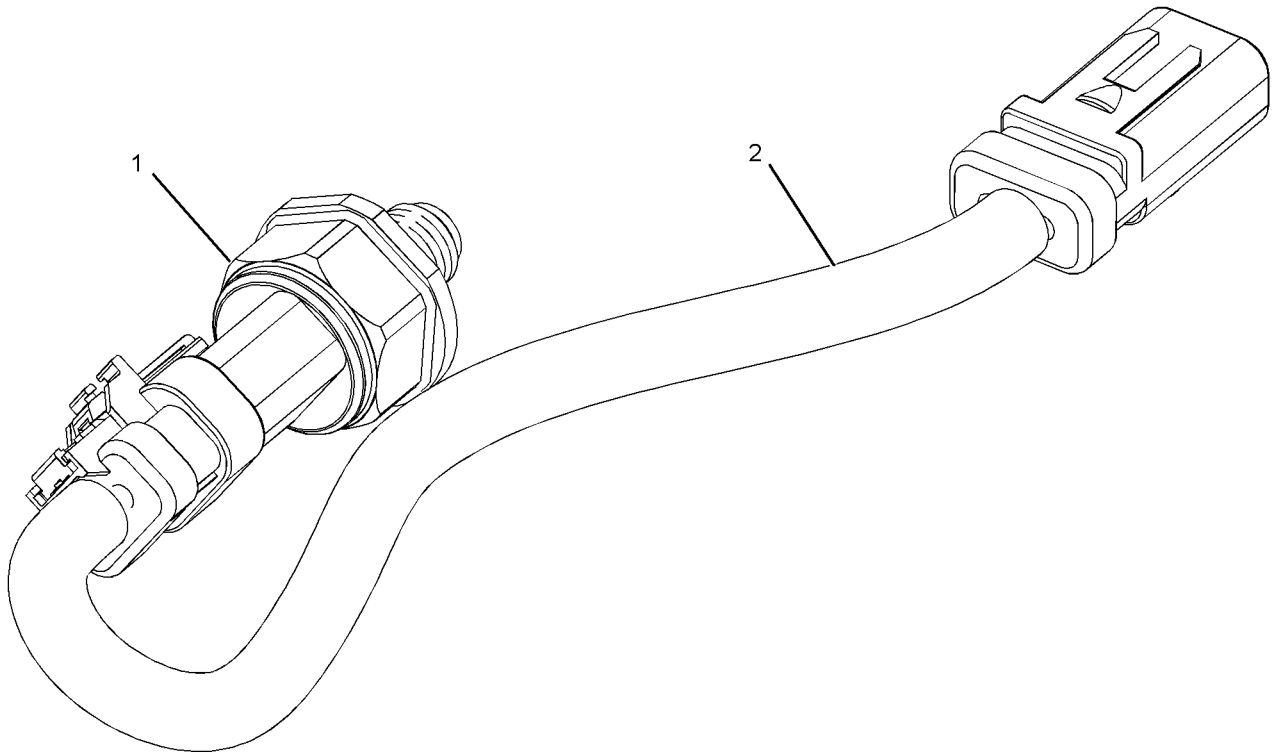
SMCS - 1924

SMCS - 1925

I03977570

NOTE	REF NO	GRAPHIC REF	PART NUMBER	QTY	PART NAME						SEE PAGE
					1	2	3	4	5	6 (PRODUCT LEVEL)	
	1	1	287-1866	1	SENSOR GP-PRESSURE						
	2	1	294-8599	1	HARNES AS-SENSOR (FUEL RAIL PRESSURE)						
E		1	9X-1813		SLEEVE (23-CM)						
		1	230-4013	1	PLUG AS-CONNECTOR (3-PIN)						
		1	264-7030	1	SEAL-CONNECTOR						
		1	230-4014	1	RECEPTACLE AS-CONNECTOR (3-PIN)						
		1	9X-3401	180-9339	3 PIN-CONNECTOR (16-GA TO 18-GA)						
					- OR -						
		1	126-1767	180-9339	3 PIN-CONNECTOR (14-GA TO 16-GA)						

E-ORDER BY THE CENTIMETER



GRAPHIC #1

g01390252

<END>

# ELECTRICAL AND STARTING SYSTEM

## 293-5535 SENSOR GP-PRESSURE

S/N: MME1-UP

PART OF 342-8959 SENSOR GP-ENGINE

SMCS - 1718

SMCS - 1916

SMCS - 1917

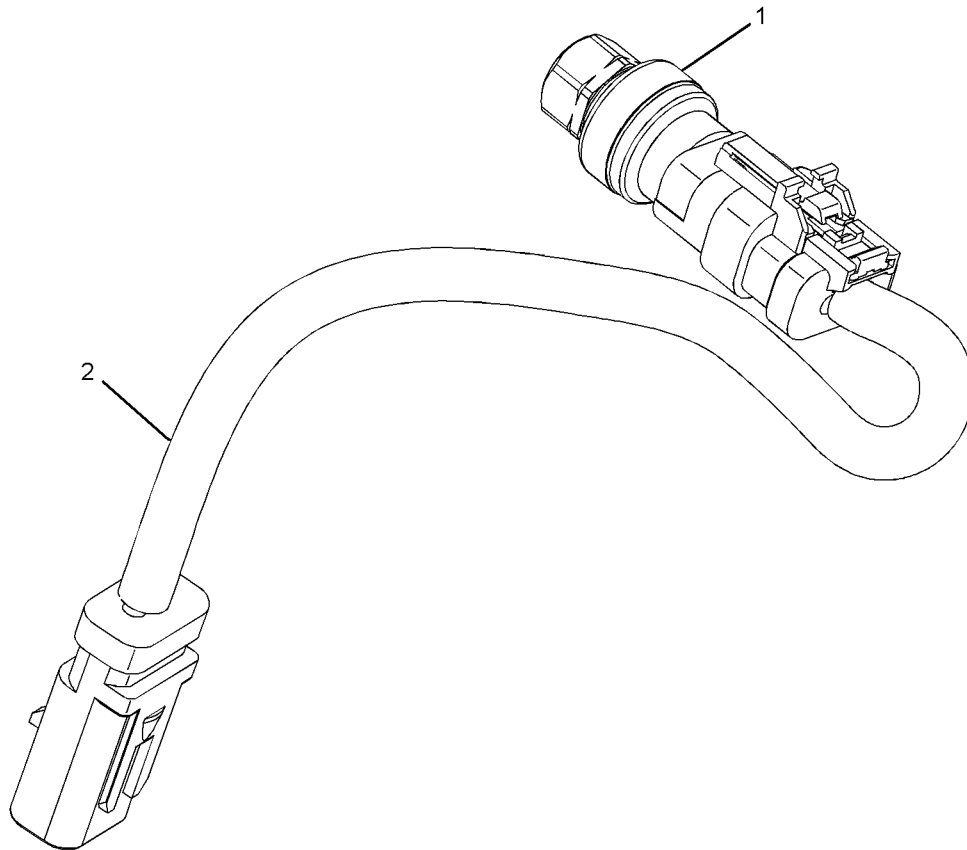
SMCS - 1923

SMCS - 1924

SMCS - 1925

I02647072

NOTE	REF NO	GRAPHIC REF	PART NUMBER	QTY	PART NAME						SEE PAGE
					1	2	3	4	5	6 (PRODUCT LEVEL)	
	1	1	274-6719	1	SENSOR GP-PRESSURE						
		1	3J-7354	1	SEAL-O-RING						
		1	237-0227	1	PLUG AS-CONNECTOR (3-PIN)						
	2	1	298-7202	1	HARNESS AS-SENSOR						
		1	237-0227	1	PLUG AS-CONNECTOR (3-PIN)						
		1	237-0228	1	RECEPTACLE AS-CONNECTOR						



GRAPHIC #1

g01331388

<END>

# ELECTRICAL AND STARTING SYSTEM

## 325-8634 SENSOR GP-PRESSURE

S/N: MME1-UP

PART OF 349-4570 BASE GP-FUEL FILTER

SMCS - 1718

SMCS - 1916

SMCS - 1917

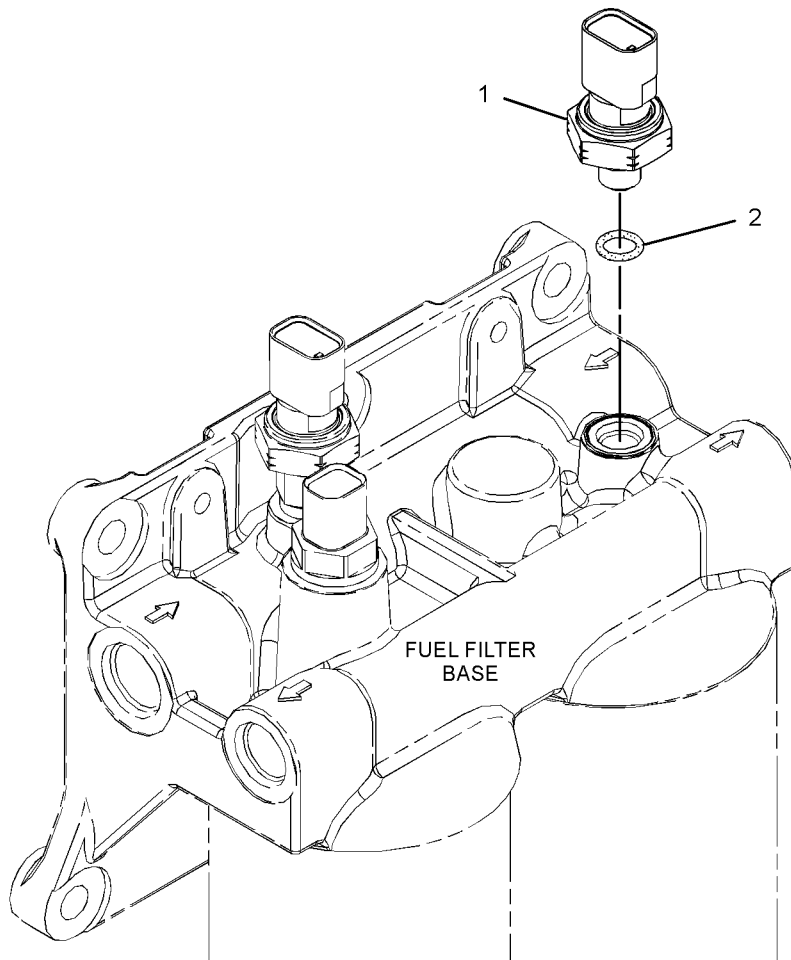
SMCS - 1923

SMCS - 1924

SMCS - 1925

104407514

NOTE	REF NO	GRAPHIC REF	PART NUMBER	QTY	PART NAME						SEE PAGE
					1	2	3	4	5	6 (PRODUCT LEVEL)	
	1	1	320-3060	1	SENSOR-PRESSURE (FUEL)						
	2	1	228-7100	1	SEAL-O-RING						



g02080674

GRAPHIC #1

<END>

# ELECTRICAL AND STARTING SYSTEM

## 331-1134 SENSOR GP-PRESSURE

S/N: MME1-UP; PLR1-UP

PART OF 342-8959 SENSOR GP-ENGINE, 321-8020 WIRING GP-ENGINE

SMCS - 1718

SMCS - 1916

SMCS - 1917

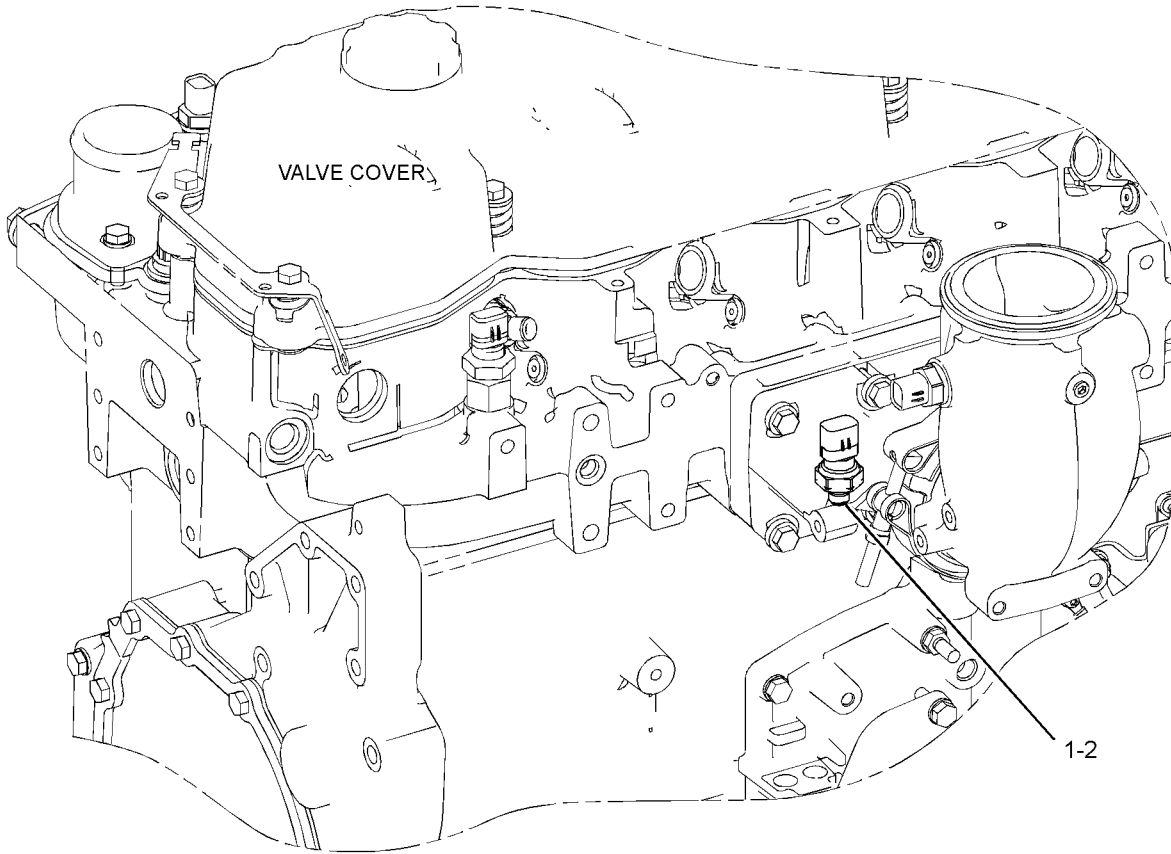
SMCS - 1923

SMCS - 1924

SMCS - 1925

103867935

NOTE	REF NO	GRAPHIC REF	PART NUMBER	QTY	PART NAME						SEE PAGE
					1	2	3	4	5	6 (PRODUCT LEVEL)	
	1	1	320-3063	1	SENSOR GP-PRESSURE						
	2	1	228-7100	1	SEAL-O-RING						



GRAPHIC #1

g02111483

<END>

# ELECTRICAL AND STARTING SYSTEM

## 332-0296 SENSOR GP-PRESSURE

S/N: MME1-UP

PART OF 342-8959 SENSOR GP-ENGINE

SMCS - 1718

SMCS - 1916

SMCS - 1917

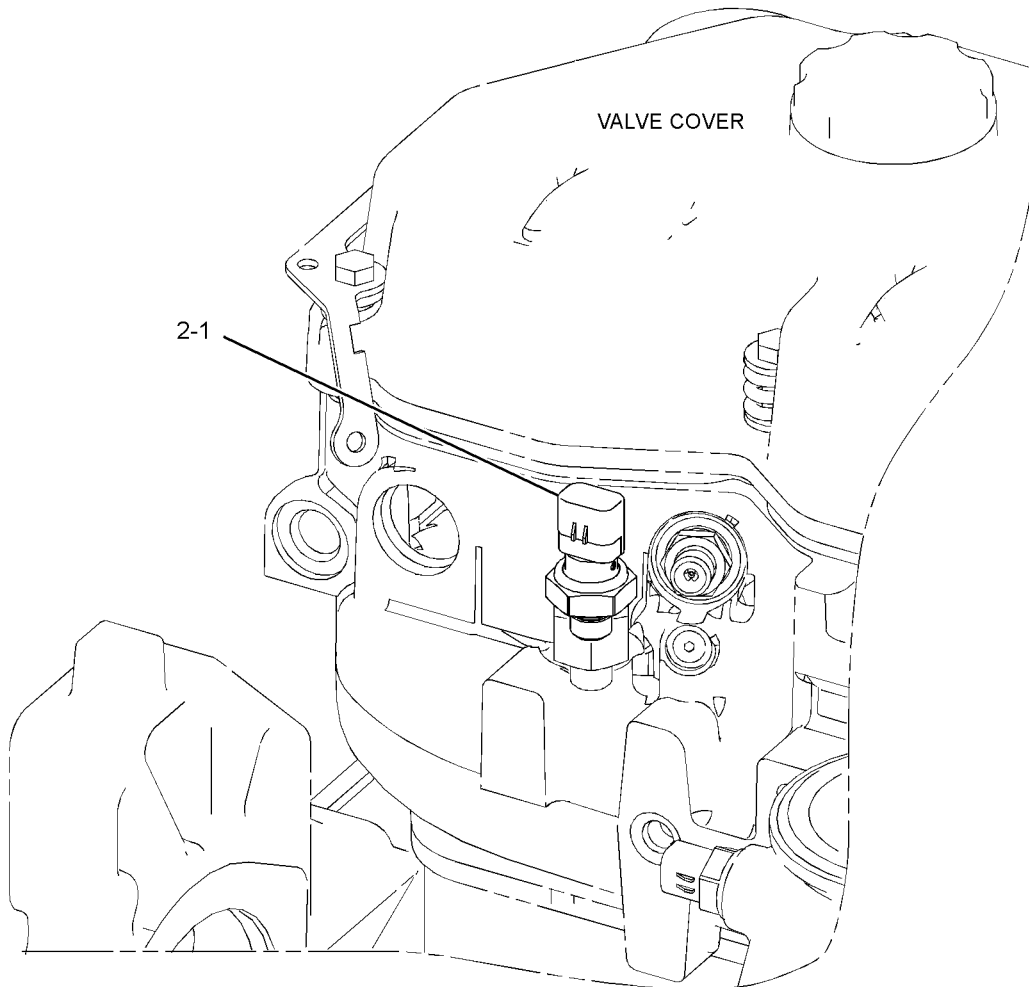
SMCS - 1923

SMCS - 1924

SMCS - 1925

103853410

NOTE	REF NO	GRAPHIC REF	PART NUMBER	QTY	PART NAME						SEE PAGE
					1	2	3	4	5	6 (PRODUCT LEVEL)	
	1	1	320-3061	1	SENSOR-PRESSURE						
	2	1	228-7101	1	SEAL-O-RING						



g02100202

GRAPHIC #1

<END>

# ELECTRICAL AND STARTING SYSTEM

## 343-1771 SENSOR GP-PRESSURE

S/N: PLR1-UP

PART OF 362-8936 SENSOR GP-PRESSURE

SMCS - 1718

SMCS - 1916

SMCS - 1917

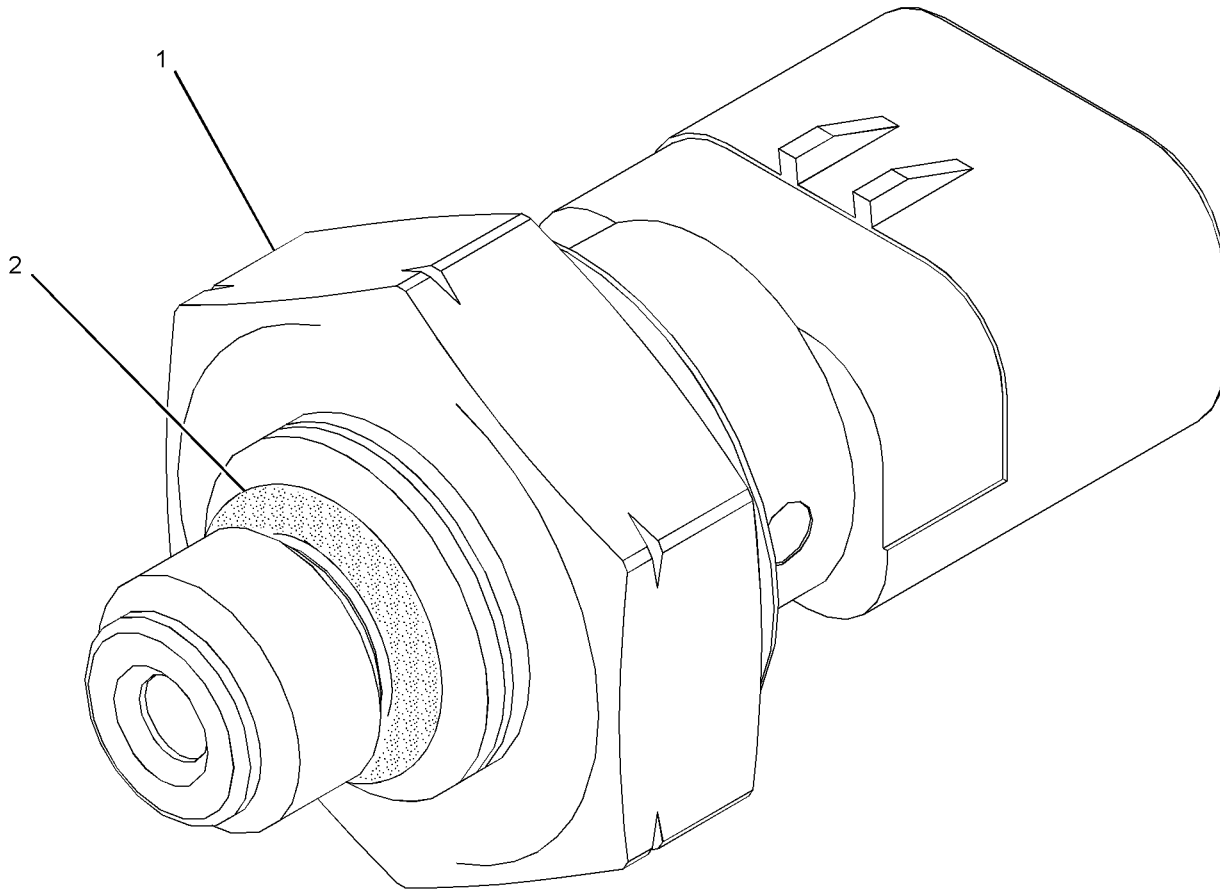
SMCS - 1923

SMCS - 1924

SMCS - 1925

I04154790

NOTE	REF NO	GRAPHIC REF	PART NUMBER	QTY	PART NAME						SEE PAGE
					1	2	3	4	5	6 (PRODUCT LEVEL)	
	1	1	330-6719	1	SENSOR GP-PRESSURE (DPF INLET)						
	2	1	228-7100	1	SEAL-O-RING						



GRAPHIC #1

g02149495

<END>



# ELECTRICAL AND STARTING SYSTEM

## 343-8110 SENSOR GP-PRESSURE

S/N: PLR1-UP

PART OF 345-0498 VALVE & MTG GP-AIR CONTROL

SMCS - 1718

SMCS - 1916

SMCS - 1917

SMCS - 1923

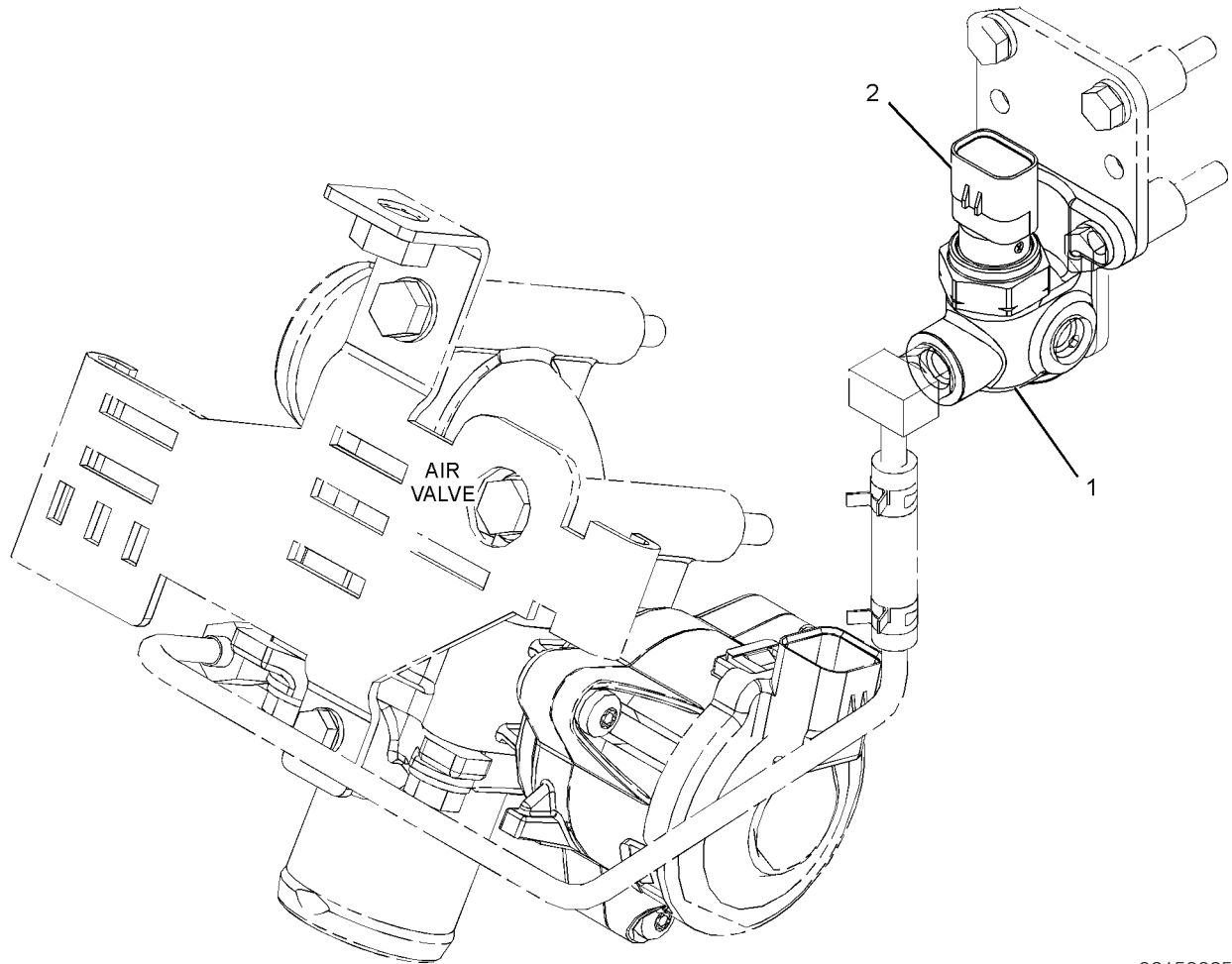
SMCS - 1924

SMCS - 1925

103855912

NOTE	REF NO	GRAPHIC REF	PART NUMBER	QTY	PART NAME						SEE PAGE
					1	2	3	4	5	6 (PRODUCT LEVEL)	
	1	1	336-5035	1	MANIFOLD						
Y	2	1	344-1211	1	SENSOR GP-PRESSURE (ARD COMBUSTION AIR)						238

Y-SEPARATE ILLUSTRATION



g02150625

GRAPHIC #1

<END>

# ELECTRICAL AND STARTING SYSTEM

## 344-1211 SENSOR GP-PRESSURE

S/N: PLR1-UP

PART OF 343-8110 SENSOR GP-PRESSURE

SMCS - 1718

SMCS - 1916

SMCS - 1917

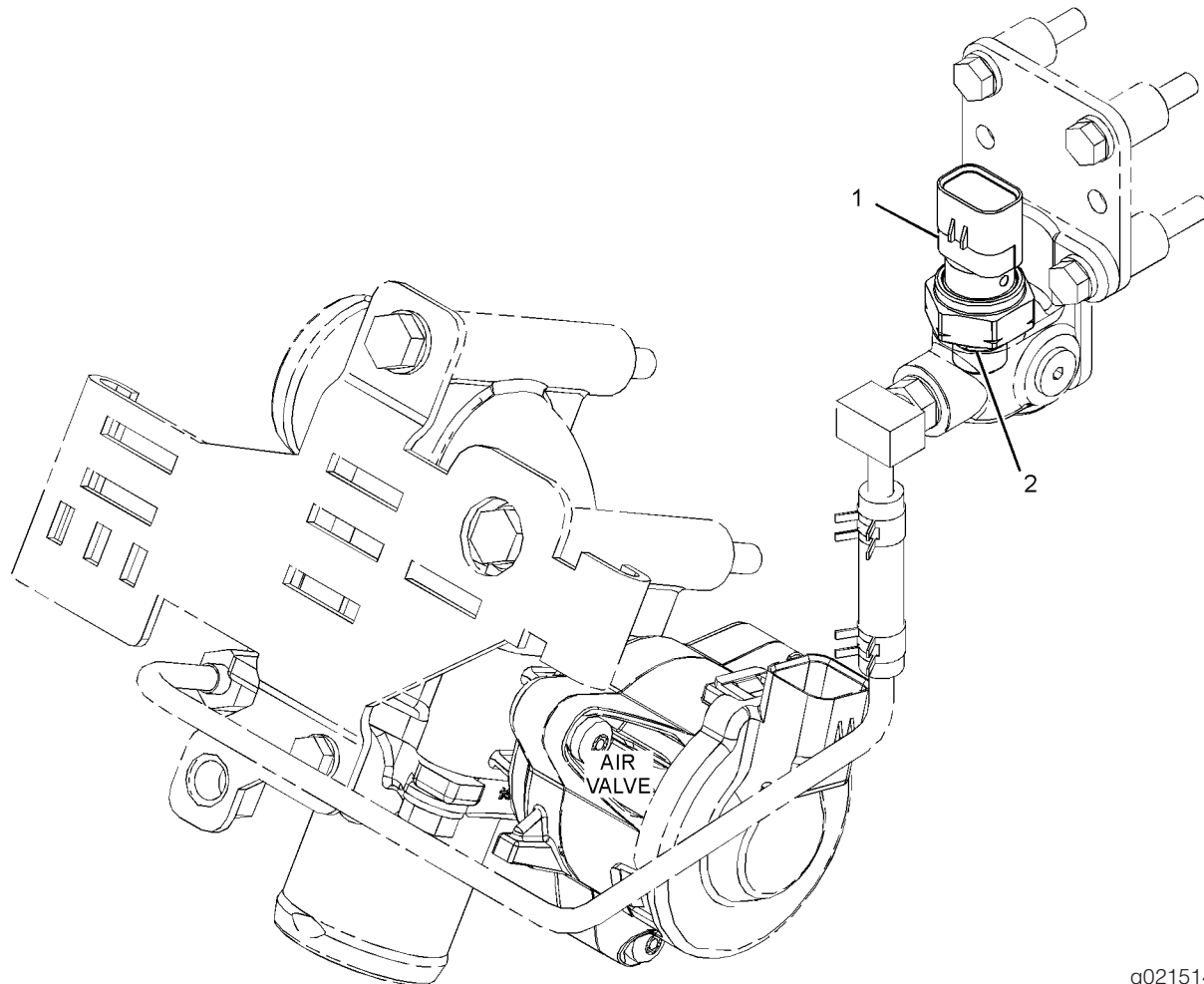
SMCS - 1923

SMCS - 1924

SMCS - 1925

I03865446

NOTE	REF NO	GRAPHIC REF	PART NUMBER	QTY	PART NAME						SEE PAGE
					1	2	3	4	5	6 (PRODUCT LEVEL)	
	1	1	320-3062	1	SENSOR GP-PRESSURE (ARD COMBUSTION AIR)						
	2	1	228-7101	1	SEAL-O-RING						



GRAPHIC #1

g02151409

<END>

# ELECTRICAL AND STARTING SYSTEM

## 362-8936 SENSOR GP-PRESSURE

S/N: PLR1-UP

PART OF 362-8917 SENSOR & MTG GP-PRESSURE

SMCS - 1718

SMCS - 1916

SMCS - 1917

SMCS - 1923

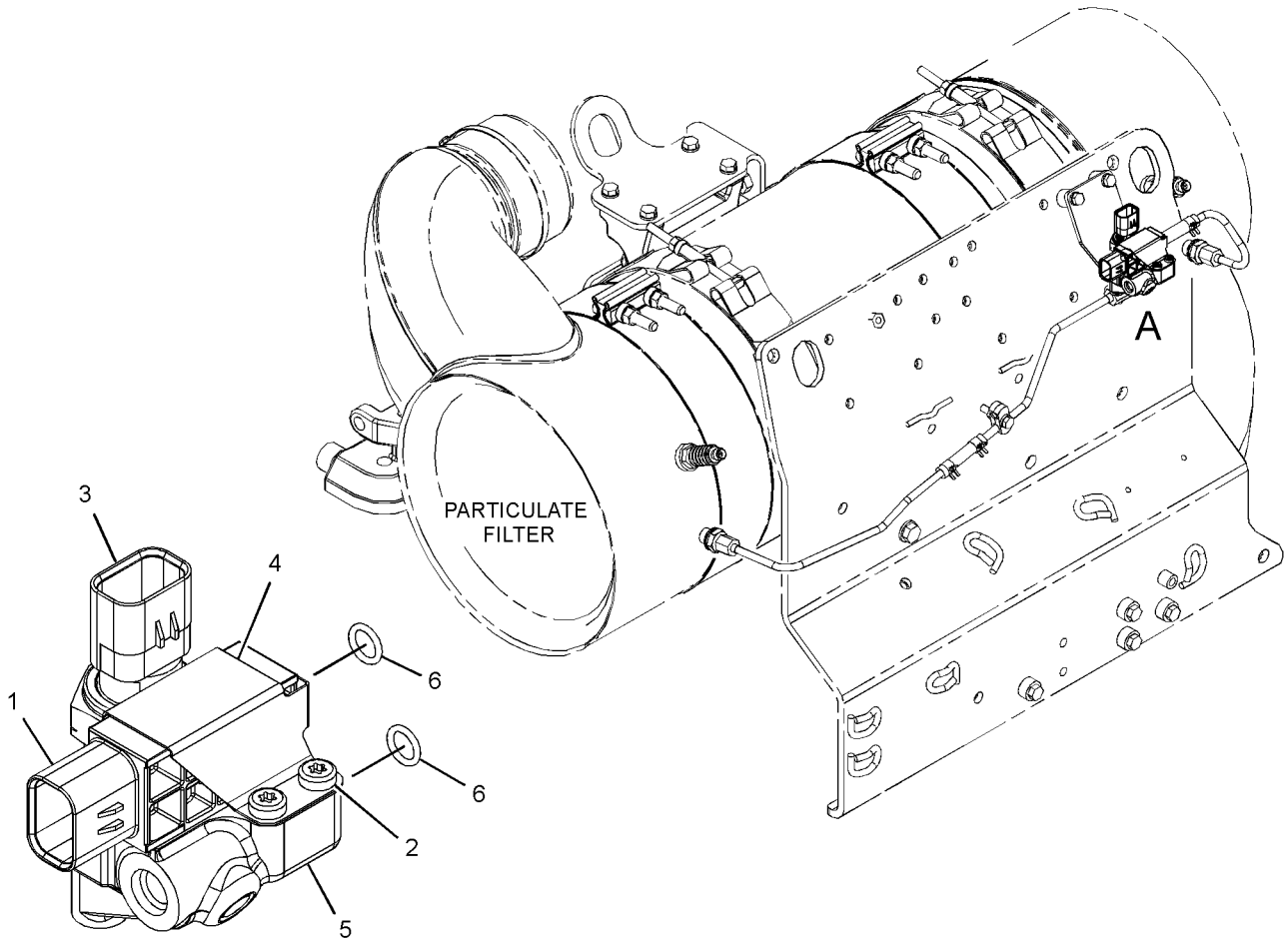
SMCS - 1924

SMCS - 1925

104400809

NOTE	REF NO	GRAPHIC REF	PART NUMBER	QTY	PART NAME						SEE PAGE
					1	2	3	4	5	6 (PRODUCT LEVEL)	
	1	1	294-6118	1	SENSOR-PRESSURE (PRESSURE DIFFERENTIAL) (NOX REDUCTION SYSTEM)						
	2	1	296-4285	4	SCREW-PAN HEAD (M4X0.7X10-MM)						
Y	3	1	343-1771	1	SENSOR GP-PRESSURE (DPF INLET)						236
	4	1	362-8935	1	BRACKET						
	5	1	362-8938	1	MANIFOLD						
	6	1	137-8101	2	SEAL-O-RING						

Y-SEPARATE ILLUSTRATION



VIEW OF AREA A

GRAPHIC #1

g02584979

<END>

# ELECTRICAL AND STARTING SYSTEM

## 365-9858 SENSOR GP-PRESSURE

S/N: MME1-UP

PART OF 342-8959 SENSOR GP-ENGINE

SMCS - 1718

SMCS - 1916

SMCS - 1917

SMCS - 1923

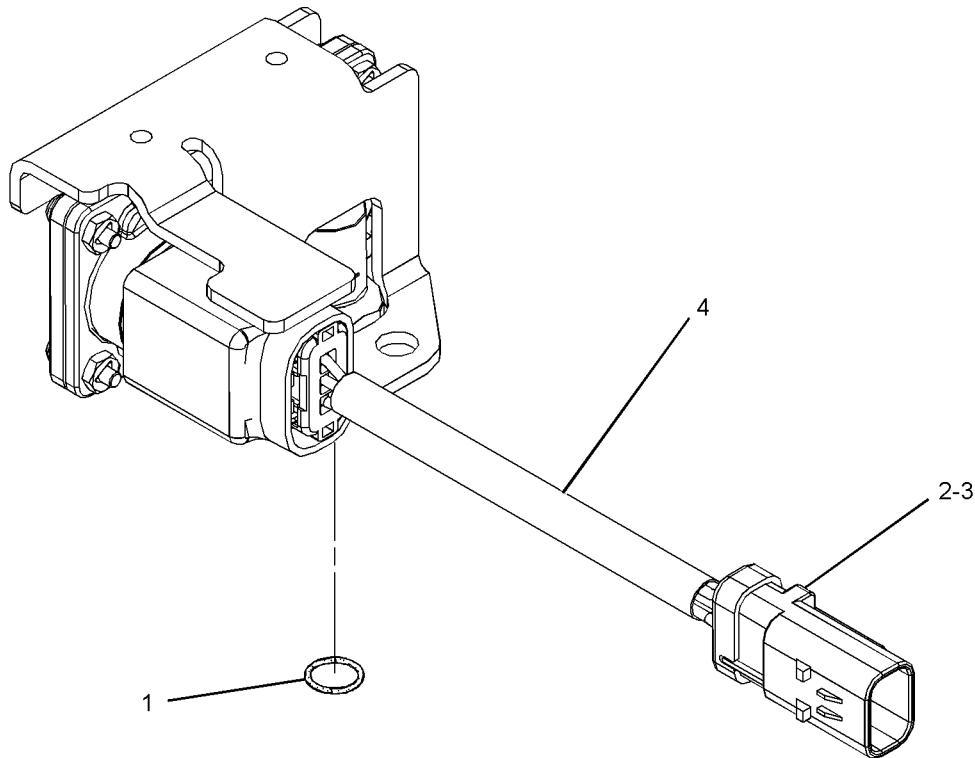
SMCS - 1924

SMCS - 1925

I04375695

NOTE	REF NO	GRAPHIC REF	PART NUMBER	QTY	PART NAME						SEE PAGE
					1	2	3	4	5	6 (PRODUCT LEVEL)	
	1	1	341-0643	2	SEAL-RECTANGULAR						
	2	1	237-0228	1	RECEPTACLE AS-CONNECTOR						
	3	1	9X-3401	1	PIN-CONNECTOR (16-GA TO 18-GA)						
E	4	1	9X-1813		SLEEVE (12-CM)						

E-ORDER BY THE CENTIMETER



GRAPHIC #1

g02541236

<END>

# ELECTRICAL AND STARTING SYSTEM

## 204-6204 SENSOR GP-SPEED

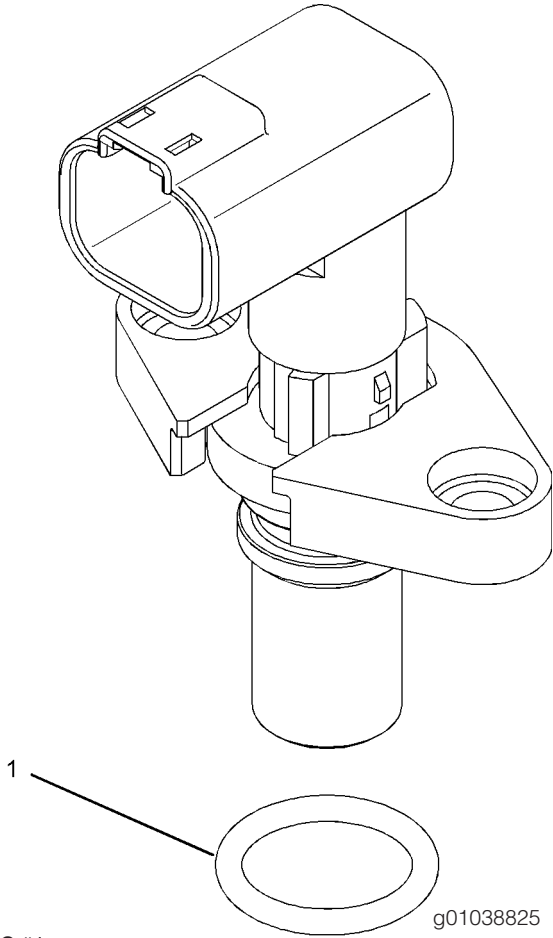
S/N: PLR1-UP

PART OF 325-6424 BATTERY & WIRING GP

SMCS - 1907

102007396

NOTE	REF NO	GRAPHIC REF	PART NUMBER	QTY	PART NAME						SEE PAGE
					1	2	3	4	5	6 (PRODUCT LEVEL)	
	1	1	6J-2245	1	SEAL-O-RING						



GRAPHIC #1

<END>

# ELECTRICAL AND STARTING SYSTEM

## 236-6221 SENSOR GP-SPEED

S/N: MME1-UP

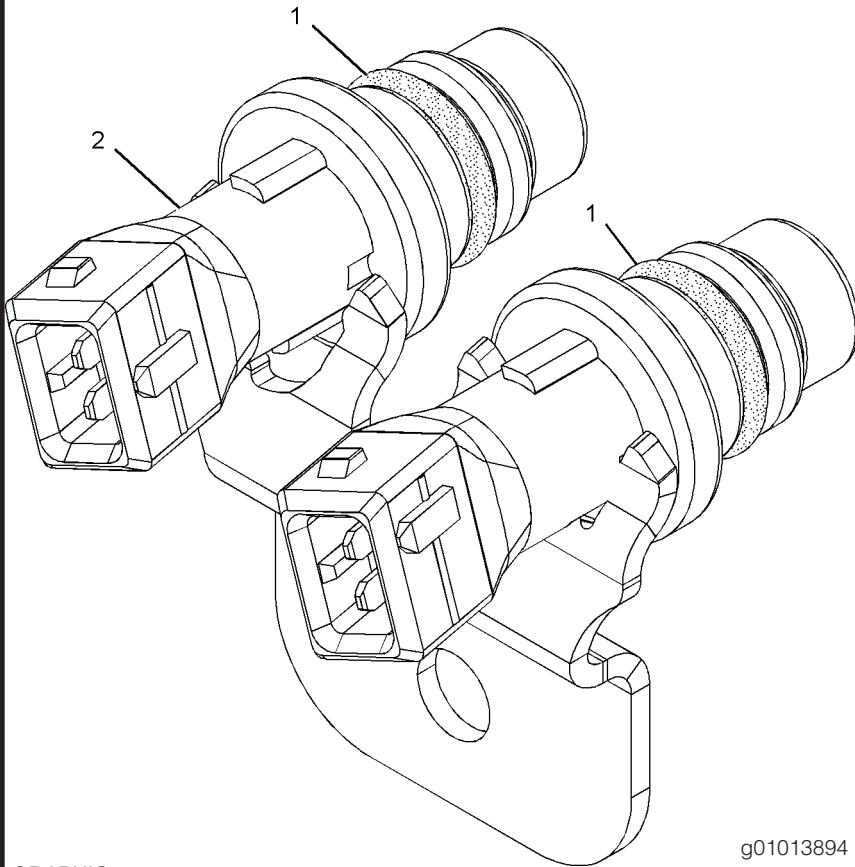
ENGINE TIMING

PART OF 342-8959 SENSOR GP-ENGINE

SMCS - 1907

I03594253

NOTE	REF NO	GRAPHIC REF	PART NUMBER	QTY	PART NAME						SEE PAGE
					1	2	3	4	5	6 (PRODUCT LEVEL)	
	1	1	3P-0647	2	SEAL-O-RING						
	2	1	245-4630	1	SENSOR GP-SPEED						



GRAPHIC #1

<END>

# ELECTRICAL AND STARTING SYSTEM

## 290-5792 SENSOR GP-SPEED

S/N: PLR1-UP

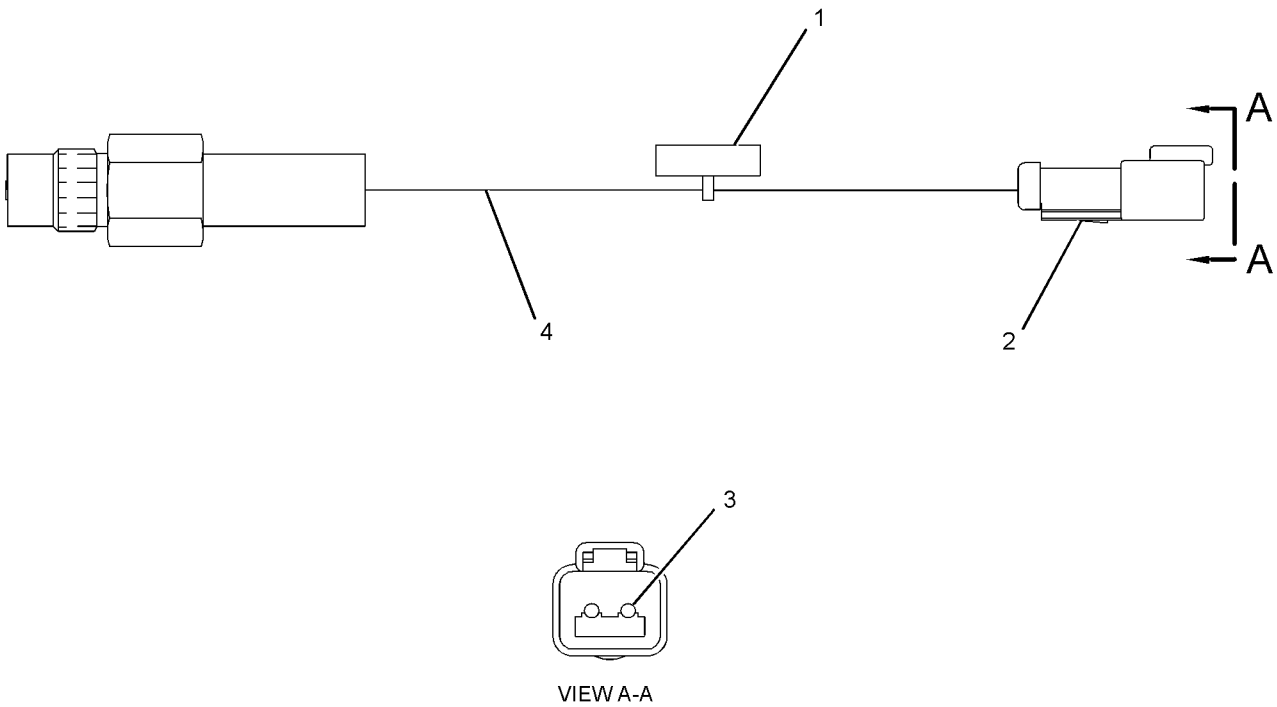
PART OF 321-8020 WIRING GP-ENGINE

SMCS - 1907

102979171

NOTE	REF NO	GRAPHIC REF	PART NUMBER	QTY	PART NAME						SEE PAGE	
					1	2	3	4	5	6 (PRODUCT LEVEL)		
	1	1	171-5349	1	STRAP-MARKER							
	2	1	102-8802	3E-3364	1	KIT-RECEPTACLE (2-PIN) (INCLUDES RECEPTACLE AS & WEDGE)						
	3	1	9X-3401	144-1636	2	PIN-CONNECTOR (16-GA TO 18-GA)						
					- OR -							
		1	126-1767	144-1636	2	PIN-CONNECTOR (14-GA TO 16-GA)						
E	4	1	9X-1813		SLEEVE (14-CM)							

E-ORDER BY THE CENTIMETER



g01409880

GRAPHIC #1

<END>

# ELECTRICAL AND STARTING SYSTEM

## 234-5012 SENSOR GP-TEMPERATURE

S/N: MME1-UP

PART OF 342-8959 SENSOR GP-ENGINE

SMCS - 1906

SMCS - 1919

SMCS - 1921

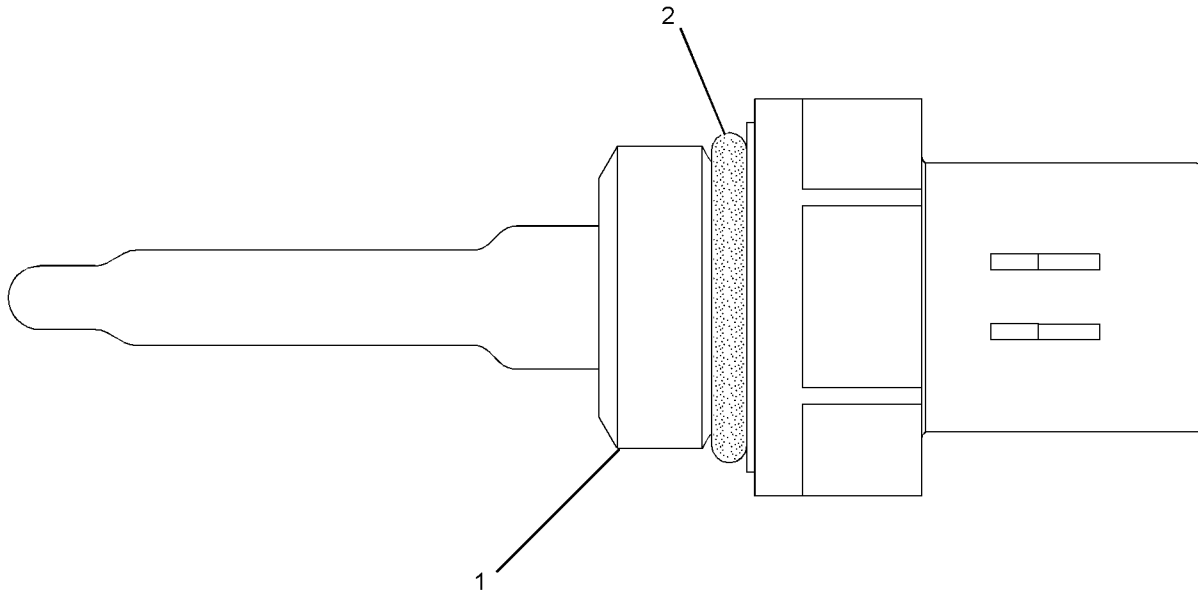
SMCS - 1922

SMCS - 1928

SMCS - 1929

I02660829

NOTE	REF NO	GRAPHIC REF	PART NUMBER	QTY	PART NAME						SEE PAGE
					1	2	3	4	5	6 (PRODUCT LEVEL)	
	1	1	256-6453	1	SENSOR AS-TEMPERATURE						
	2	1	6V-6609	1	SEAL-O-RING						



GRAPHIC #1

g01164284

<END>



# ELECTRICAL AND STARTING SYSTEM

## 234-5013 SENSOR GP-TEMPERATURE

S/N: MME1-UP; PLR1-UP

PART OF 349-4570 BASE GP-FUEL FILTER, 325-6424 BATTERY & WIRING GP, 342-8959 SENSOR GP-ENGINE, 321-8020

WIRING GP-ENGINE

SMCS - 1906

SMCS - 1919

SMCS - 1921

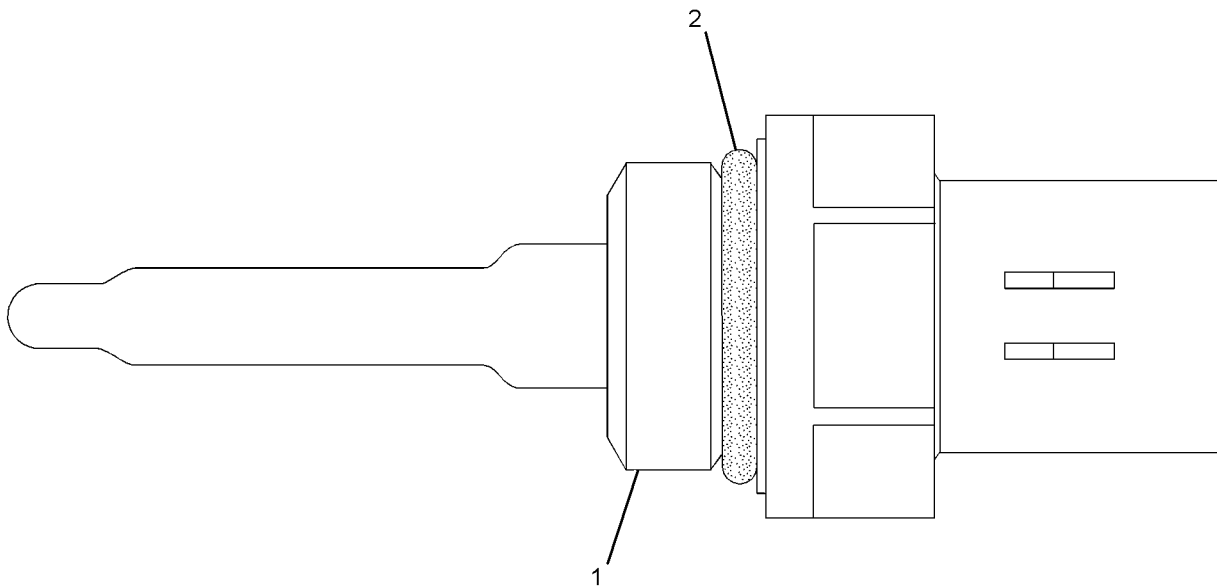
SMCS - 1922

SMCS - 1928

SMCS - 1929

I04461691

NOTE	REF NO	GRAPHIC REF	PART NUMBER	QTY	PART NAME						SEE PAGE
					1	2	3	4	5	6 (PRODUCT LEVEL)	
	1	1	256-6453	1	SENSOR AS-TEMPERATURE						
	2	1	238-5080	1	SEAL-O-RING						



GRAPHIC #1

g01164268

<END>

# ELECTRICAL AND STARTING SYSTEM

## 324-3110 STARTING AID GP-ETHER

S/N: PLR1-UP

PART OF 324-3060 INSTALLATION AR

SMCS - 1456

I04156538

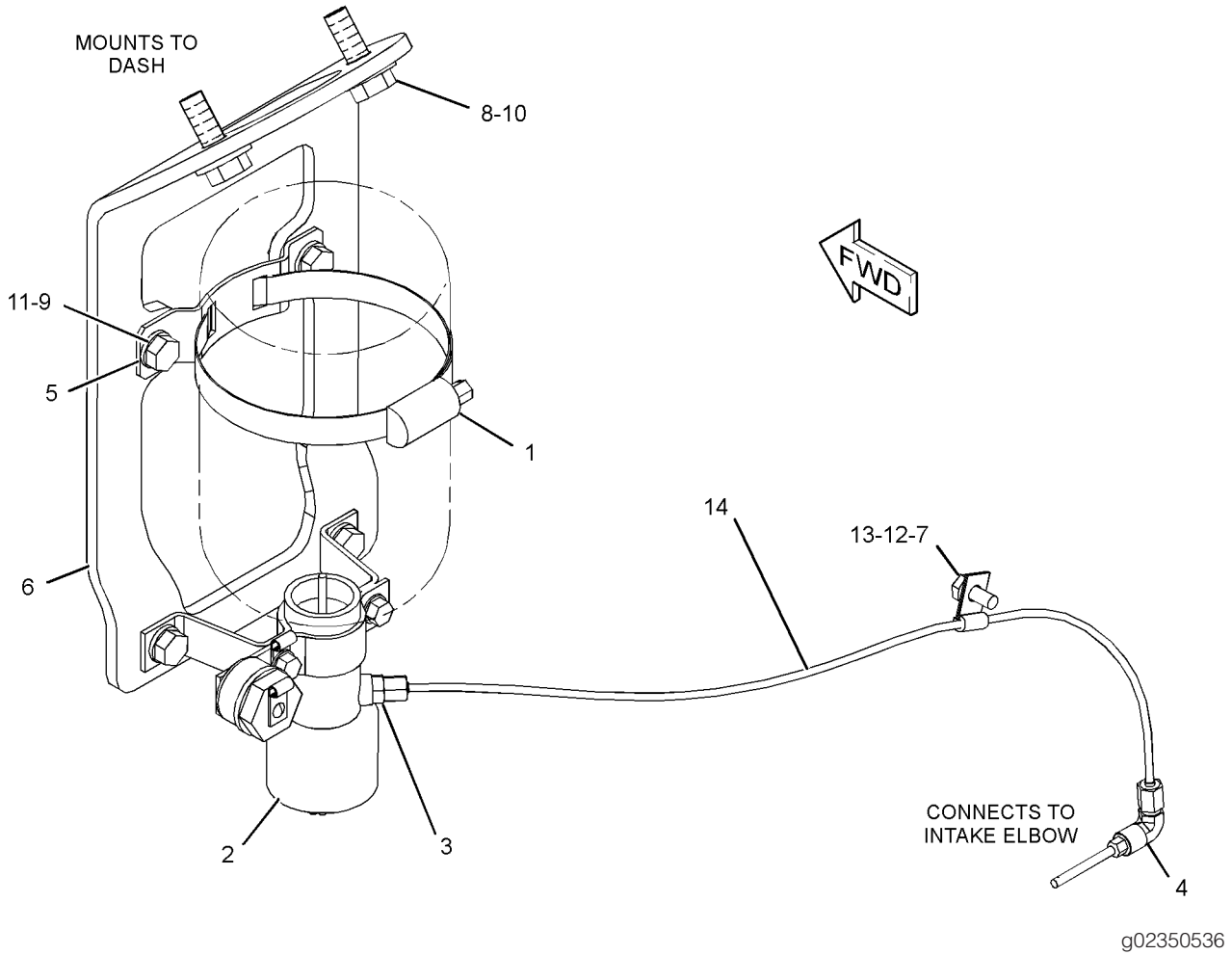
NOTE	REF NO	GRAPHIC REF	PART NUMBER	QTY	PART NAME						SEE PAGE
					1	2	3	4	5	6 (PRODUCT LEVEL)	
	1	1	9M-6738	1	CLAMP-HOSE						
Y	2	1	239-1134	1	VALVE GP-ETHER STARTING (24-VOLT)						259
	3	1	241-4194	1	FITTING AS (CONTROL)						
		1	236-4545	1	NUT-SLEEVE (5/16-24-THD)						
	4	1	252-1607	1	ATOMIZER AS						
		1	236-4545	1	NUT-SLEEVE (5/16-24-THD)						
	5	1	292-8972	1	BRACKET AS-MOUNTING						
	6	1	332-7404	1	BRACKET AS						
		1	8T-3612	4	NUT-WELD (M8X1.25-THD)						
	7	1	1V-3113	1	CLIP						
	8	1	7X-7729	2	WASHER (11X25X3-MM THK)						
	9	1	8T-4189	4	BOLT (M8X1.25X20-MM)						
	10	1	8T-4195	2	BOLT (M10X1.5X30-MM)						
	11	1	8T-4224	4	WASHER-HARD (8.8X16X2-MM THK)						
	12	1	8T-4970	1	BOLT (M6X1X14-MM)						
	13	1	9X-8256	1	WASHER (6.6X12X2-MM THK)						
E	14	1	174-9169		TUBE (42-CM)						
A			7X-1062	1	CYLINDER AS-ETHER						
A			9X-7138	1	FILTER & GASKET AS (ETHER STARTING AID) (MUST BE PROCURED LOCALLY FROM YOUR CATERPILLAR DEALER)						

A-NOT PART OF THIS GROUP  
 E-ORDER BY THE CENTIMETER  
 M-METRIC PART  
 Y-SEPARATE ILLUSTRATION

# ELECTRICAL AND STARTING SYSTEM

324-3110 STARTING AID GP-ETHER (contd.)

i04156538



GRAPHIC #1

<END>

# ELECTRICAL AND STARTING SYSTEM

## 321-8030 STARTING MOTOR GP-ELECTRIC

S/N: PLR1-UP

24-VOLT.

PART OF 324-3060 INSTALLATION AR

SMCS - 1453

I04017753

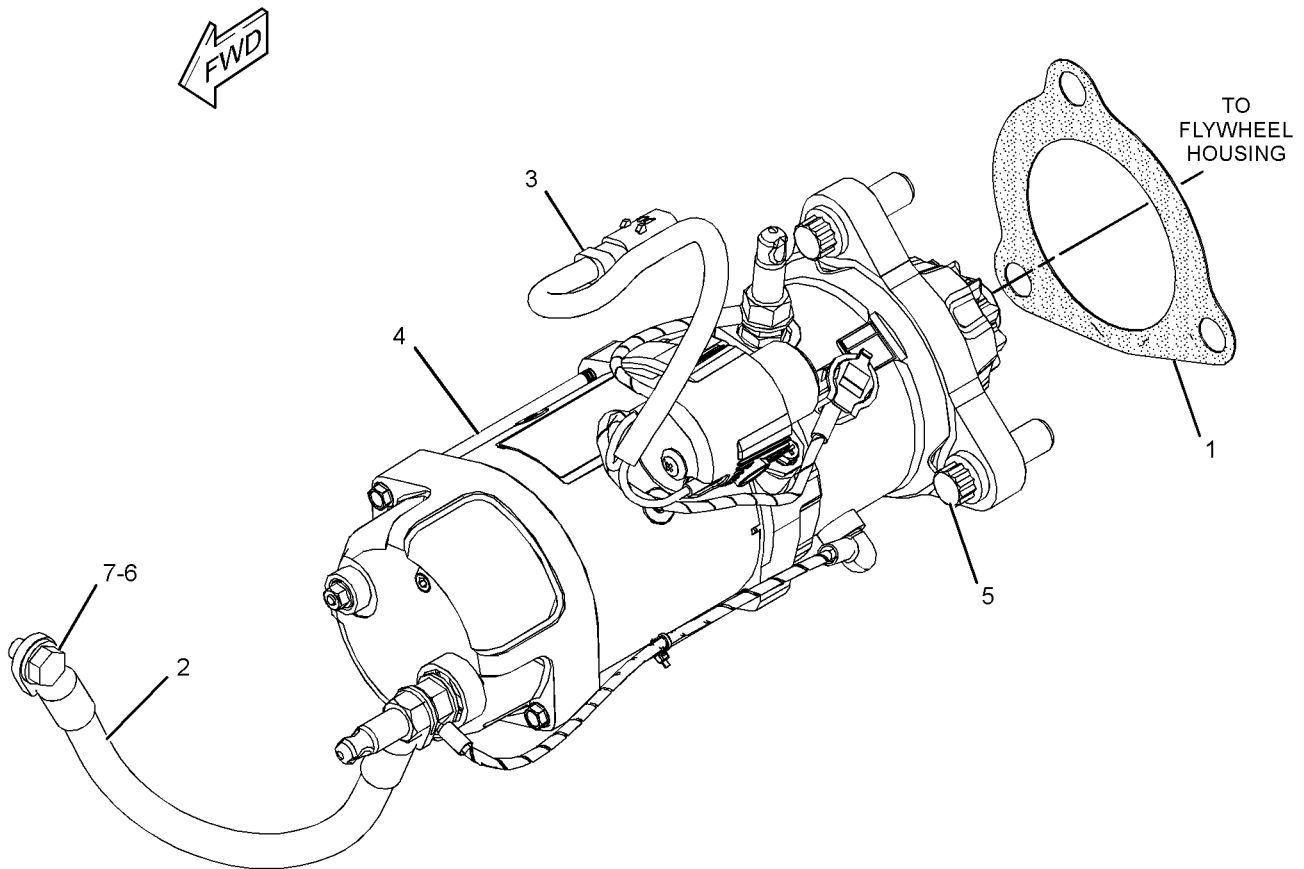
NOTE	REF NO	GRAPHIC REF	PART NUMBER	QTY	PART NAME						SEE PAGE
					1	2	3	4	5	6 (PRODUCT LEVEL)	
	1	1	9Y-6089	1	GASKET						
	2	1	086-9479	1	CABLE AS						
		1	1S-7251	2	TERMINAL-CABLE (00-GA, 1/2-IN SCREW)						
E		1	159-8050	5P-0747	CABLE (00-GA, BLACK) (31-CM)						
	3	1	313-3516	1	HARNESS AS-SWITCH						
		1	9X-3401	2	PIN-CONNECTOR (16-GA TO 18-GA)						
		1	2L-8076	1	TERMINAL-RING (14-GA TO 16-GA, NO. 10 SCREW)						
E		1	125-7874		TUBE-HEAT SHRINK (5.72-MM DIA) (3-CM)						
		1	230-4012	1	RECEPTACLE AS-CONNECTOR (2-PIN)						
	4	1	348-3303	1	STARTING MOTOR GP-ELECTRIC (24-VOLT)						
		1	352-6069	1	KIT-SWITCH (RELAY) (INCLUDES SWITCH AS, COVER, BOLTS & ANCHOR)						
		1	359-4539	1	KIT-HARDWARE (MAGNETIC SWITCH) (INCLUDES NUTS & WASHERS)						
	5	1	220-0771	3	BOLT-12 POINT HEAD (M16X2X45-MM)						
	6	1	6V-5839	1	WASHER (11X21X2.5-MM THK)						
	7	1	6V-8212	1	BOLT (M10X1.5X16-MM)						

E-ORDER BY THE CENTIMETER  
M-METRIC PART

# ELECTRICAL AND STARTING SYSTEM

321-8030 STARTING MOTOR GP-ELECTRIC (contd.)

i04017753



GRAPHIC #1

g02284976

<END>

# ELECTRICAL AND STARTING SYSTEM

## 349-6530 STARTING MOTOR GP-ELECTRIC

S/N: PLR1-UP

24-VOLT.

PART OF 353-5055 STARTING MOTOR GP-ELECTRIC

AN ATTACHMENT

SMCS - 1453

I04324172

NOTE	REF NO	GRAPHIC REF	PART NUMBER	QTY	PART NAME						SEE PAGE
					1	2	3	4	5	6 (PRODUCT LEVEL)	
	1	1	7M-0326	1	CONNECTOR						
	2	1	9H-3757	2	WASHER (0.516X1X0.094-IN THK)						
	3	1	1S-7446	3	SCREW-MACHINE (8-32X0.437-IN)						
	4	1	8C-9660	3	WASHER (4.6X7.9X0.8-MM THK)						
	5	1	9S-2544	9	SCREW-HEX HEAD (8-32X11.13-MM)						
	6	1	7M-0327	1	WASHER-THRUST (17.4X25.4X1.6-MM THK)						
	7	1	3T-3418	1	FRAME AS-END						
		1	3T-3423	1	CUP						
		1	3T-3424	1	PLUG-FELT						
		1	9G-4101	1	BUSHING-END						
Y	8	1	3T-9525	1	PLATE AS-BRUSH						221
	9	1	1T-0808	2	WASHER (0.516X0.812X0.09-IN THK)						
	10	1	3T-3422	1	WIRE AS						
	11	1	2J-8163	2	SEAL-O-RING						
	12	1	7X-3373	1	BOLT (5/16-18X0.88-IN)						
	13	1	5J-5314	5	BOLT (5/16-18X1.5-IN)						
	14	1	3L-3380	1	BUSHING-TERMINAL						
	15	1	8C-3089	1	SEAL-O-RING						
	16	1	4M-1853	1	LEVER AS-SHIFT						
	17	1	5M-3034	1	LOCKNUT (5/16-24-THD)						
	18	1	7L-2894	4	GASKET						
	19	1	4M-1831	4	PLUG-LEVER HOUSING						
	20	1	4M-1854	1	SHAFT-LEVER						
	21	1	1H-1023	1	SEAL-O-RING						
	22	1	2D-6392	1	SEAL-O-RING						
	23	1	7T-3974	1	HOUSING AS-DRIVE						
	24	1	6N-3826	1	DRIVE AS-MOTOR						
	25	1	2H-3429	1	RING-RETAINING						
	26	1	6V-1322	4	BOLT (1/4-20X0.375-IN)						
	27	1	8T-4205	1	WASHER-HARD (7.2X14.5X2-MM THK)						
	28	1	6N-3279	1	INSULATOR						
	29	1	0S-1597	13	BOLT (1/4-28X1-IN)						
	30	1	1M-9971	1	SPACER (0.835X1.72X0.188-IN THK)						
	31	1	1H-2629	3	STRIP-INSULATION						
	32	1	7M-0324	1	COIL AS-FIELD						
	33	1	3R-8797	12	SCREW & WASHER AS (3/8-24X0.72-IN)						
	34	1	7F-3488	6	SHOE-POLE						
	35	1	7M-8651	1	ARMATURE AS						
	36	1	7M-0325	1	INSULATOR						
	37	1	3T-9524	6	BRUSH AS						
	38	1	3N-3763	1	KIT-TERMINAL (STARTING MOTOR)						
	39	1	125-6537	1	INSULATOR						
	40	1	3R-8801	1	CLAMP						
	41	1	8F-1434	2	LOCKWASHER						
	42	1	6V-8188	6	NUT (1/2-13-THD)						
	43	1	7X-0562	6	WASHER-HARD (13.5X19X0.8-MM THK)						
	44	1	4B-2049	6	NUT (10-32-THD)						
	45	1	8T-0328	10	WASHER-HARD (5.5X10X1-MM THK)						
	46	1	3T-9494	6	SPRING						
	47	1	349-6255	1	HOUSING AS						
	48	1	9G-4101	1	BUSHING-END						

# ELECTRICAL AND STARTING SYSTEM

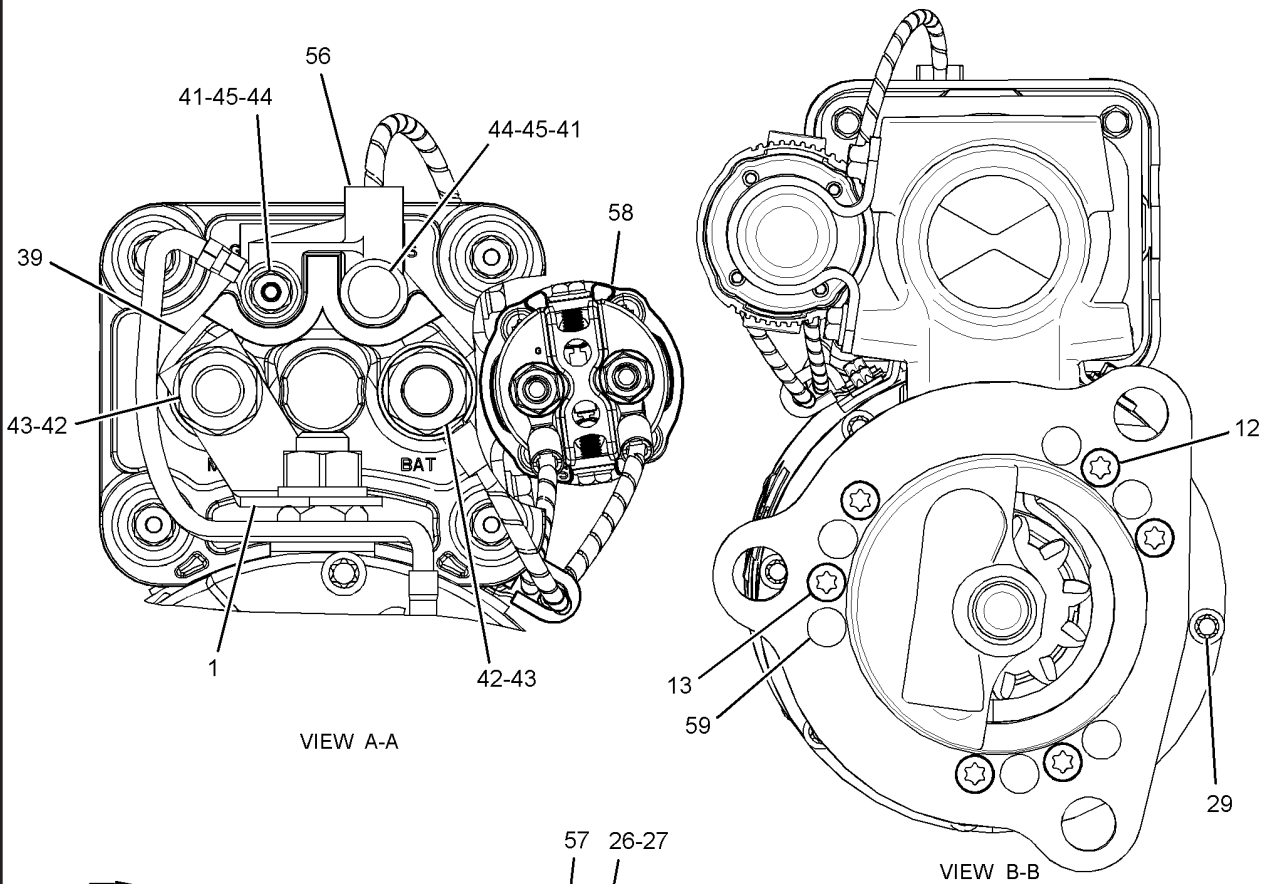
49	1	<b>3T-3424</b>	3	PLUG-FELT
50	1	<b>3T-3423</b>	3	CUP
51	1	<b>1M-9968</b>	1	BUSHING
52	1	<b>2F-6678</b>	1	SEAL-LIP TYPE
53	1	<b>4L-2729</b>	1	WASHER (0.844X1.9X0.188-IN THK)
54	1	<b>4M-1896</b>	1	BUSHING-TERMINAL
55	1	<b>045-4065</b>	4	SCREW-MACHINE (10-32X0.75-IN)
56	1	<b>125-6535</b>	1	COVER-STARTING MOTOR
57	1	<b>338-3453</b>	1	SOLENOID AS-STARTING MOTOR (24-VOLT)
	1	<b>3R-8801</b>	1	CLAMP
58	1	<b>352-7994</b>	1	KIT-SWITCH (RELAY) (KIT INCLUDES STARTER RELAY SWITCH AS, JUMP START PROTECTION COVER, BOLTS, ANCHOR & CLAMP)
59	1	<b>3T-3434</b>	6	PLUG

Y-SEPARATE ILLUSTRATION

# ELECTRICAL AND STARTING SYSTEM

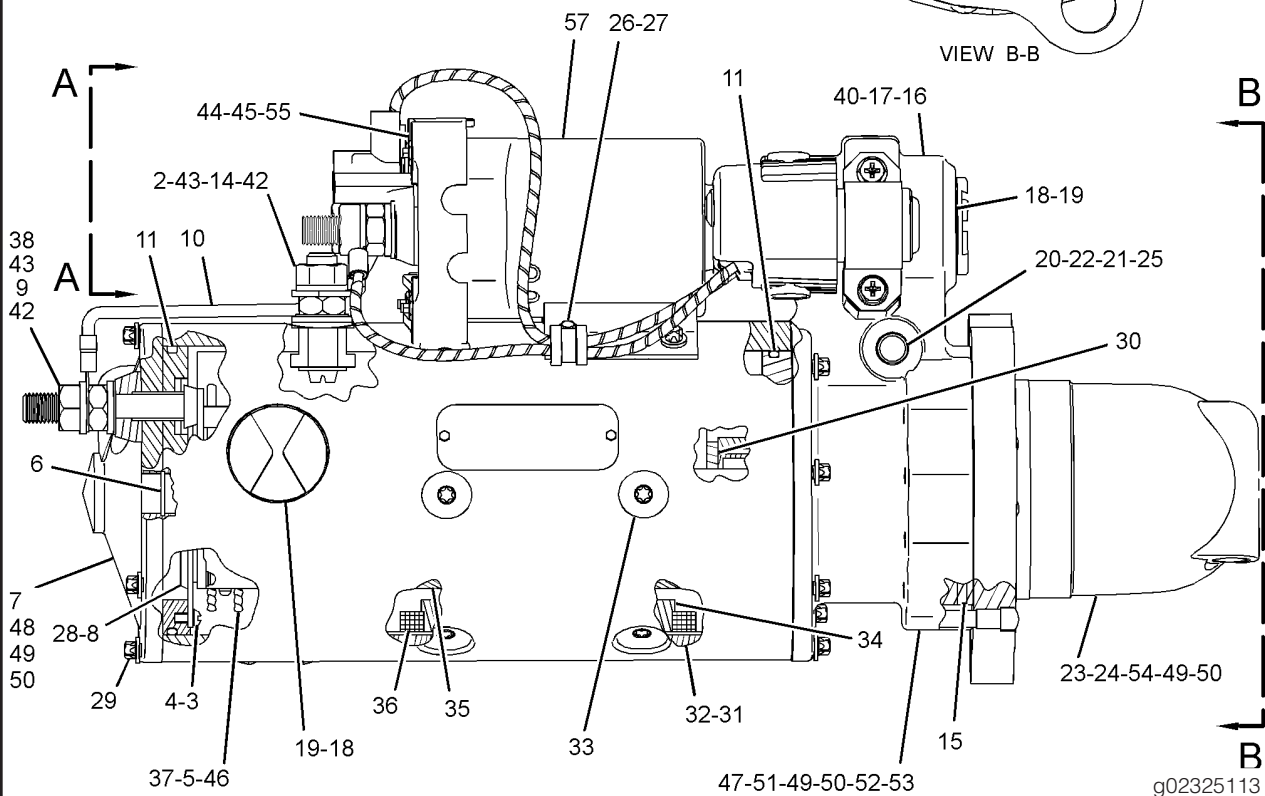
349-6530 STARTING MOTOR GP-ELECTRIC (contd.)

i04324172



VIEW A-A

VIEW B-B



GRAPHIC #1

<END>

g02325113



# ELECTRICAL AND STARTING SYSTEM

## 353-5055 STARTING MOTOR GP-ELECTRIC

S/N: PLR1-UP

24-VOLT.

AN ATTACHMENT

SMCS - 1453

104039951

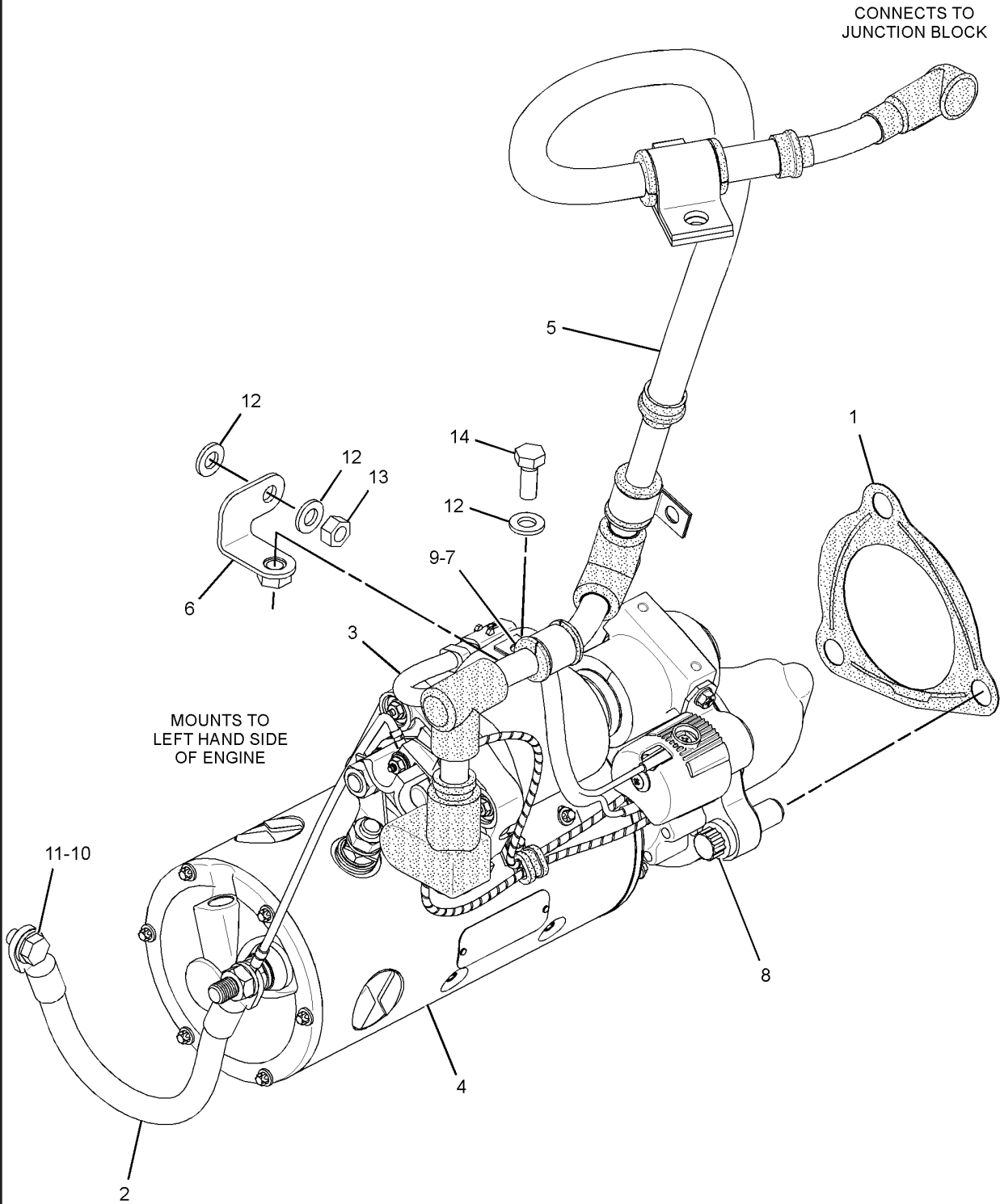
NOTE	REF NO	GRAPHIC REF	PART NUMBER	QTY	PART NAME						SEE PAGE
					1	2	3	4	5	6 (PRODUCT LEVEL)	
	1	1	9Y-6089	1	GASKET						
	2	1	086-9479	1	CABLE AS						
		1	1S-7251	2	TERMINAL-CABLE (00-GA, 1/2-IN SCREW)						
E		1	159-8050	5P-0747	CABLE (00-GA, BLACK) (31-CM)						
	3	1	313-3516	1	HARNESS AS-SWITCH						
		1	9X-3401	2	PIN-CONNECTOR (16-GA TO 18-GA)						
		1	131-1503	2	TERMINAL AS-RING						
		1	2L-8076	1	TERMINAL-RING (14-GA TO 16-GA, NO. 10 SCREW)						
E		1	125-7874		TUBE-HEAT SHRINK (5.72-MM DIA) (3-CM)						
		1	230-4012	1	RECEPTACLE AS-CONNECTOR (2-PIN)						
Y	4	1	349-6530	1	STARTING MOTOR GP-ELECTRIC						250
	5	1	354-4075	1	CABLE AS						
		1	1S-4915	2	LINER (CONDUIT)						
		1	1S-7251	1	TERMINAL-CABLE (00-GA, 1/2-IN SCREW)						
E		1	5P-0695		CONDUIT (50-CM)						
		1	8N-0869	1	COVER-TERMINAL (RED)						
E		1	8T-2225		TUBE-HEAT SHRINK (25.4-MM DIA) (16-CM)						
E		1	159-8049		CABLE (00-GA, RED) (105-CM)						
	6	1	367-6787	1	BRACKET AS						
		1	8T-3490	1	NUT-WELD (M10X1.5-THD)						
	7	1	1S-0994	1	CLIP						
	8	1	220-0771	3	BOLT-12 POINT HEAD (M16X2X45-MM)						
	9	1	2V-1771	1	GROMMET						
	10	1	6V-5839	1	WASHER (11X21X2.5-MM THK)						
	11	1	6V-8212	1	BOLT (M10X1.5X16-MM)						
	12	1	8T-4121	3	WASHER-HARD (11X21X2.5-MM THK)						
	13	1	8T-4133	1	NUT (M10X1.5-THD)						
	14	1	8T-4136	1	BOLT (M10X1.5X25-MM)						

E-ORDER BY THE CENTIMETER  
M-METRIC PART  
Y-SEPARATE ILLUSTRATION

# ELECTRICAL AND STARTING SYSTEM

353-5055 STARTING MOTOR GP-ELECTRIC (contd.)

i04039951



GRAPHIC #1

g02323753

<END>

# ELECTRICAL AND STARTING SYSTEM

## 7N-0718 SWITCH GP-DISCONNECT

S/N: PLR1-UP

BATTERY

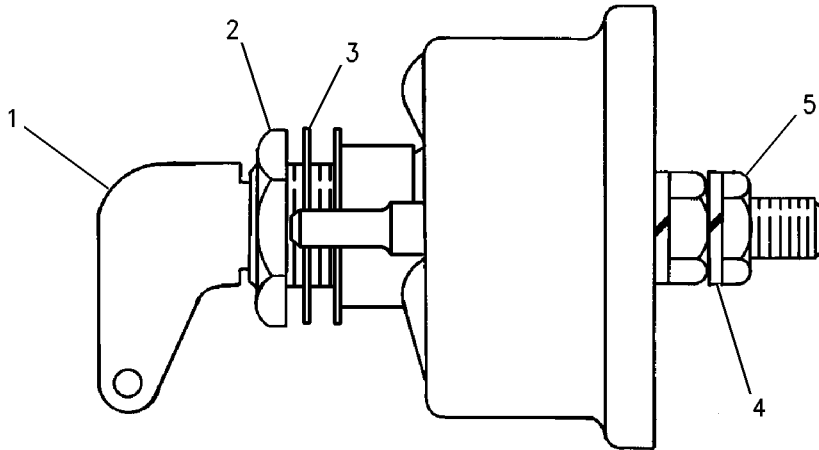
12-VOLT.

PART OF 325-6424 BATTERY & WIRING GP

SMCS - 1411

102459121

NOTE	REF NO	GRAPHIC REF	PART NUMBER	QTY	PART NAME						SEE PAGE
					1	2	3	4	5	6 (PRODUCT LEVEL)	
	1	1	8H-5306	1	KEY (BATTERY DISCONNECT)						
	2	1	8H-5303	1	NUT (3/4-16-THD)						
	3	1	2H-3922	2	LOCKWASHER						
	4	1	9F-5644	2	LOCKWASHER						
	5	1	6F-7045	2	NUT-FULL (3/8-24-THD)						



GRAPHIC #1

g00715584

<END>

# ELECTRICAL AND STARTING SYSTEM

## 241-8368 SWITCH GP-MAGNETIC

S/N: PLR1-UP

MAIN POWER RELAY

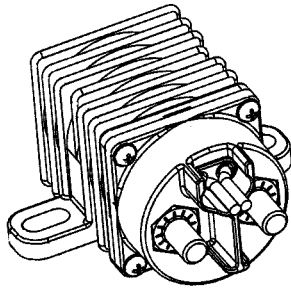
24-VOLT.

PART OF 325-6424 BATTERY & WIRING GP

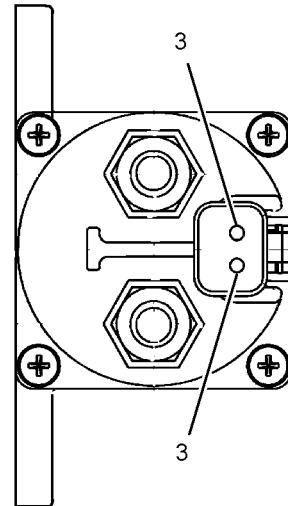
SMCS - 7499

I04167480

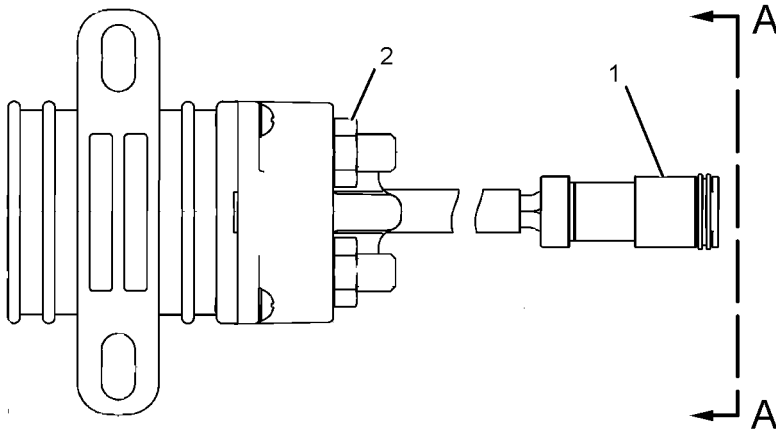
NOTE	REF NO	GRAPHIC REF	PART NUMBER	QTY	PART NAME						SEE PAGE	
					1	2	3	4	5	6 (PRODUCT LEVEL)		
	1	1	155-2270	1	KIT-CONNECTING PLUG (2-PIN) (INCLUDES PLUG AS, WEDGE & INTERFACE SEAL)							
	2	1	4F-2294	2	NUT-JAM (5/16-24-THD)							
	3	1	8T-8730	186-3736	2	SOCKET-CONNECTOR (16-GA TO 18-GA)						



ISOMETRIC VIEW



VIEW A-A



GRAPHIC #1

<END>

g01077362

# ELECTRICAL AND STARTING SYSTEM

## 158-6632 SWITCH GP-PUSH BUTTON - HORN

S/N: PLR1-UP

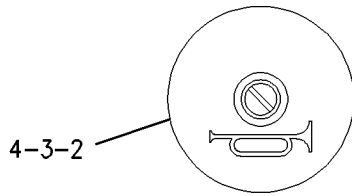
PART OF 325-6425 WIRING GP-PLATFORM

SMCS - 1435

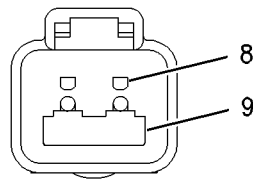
SMCS - 7332

I03297836

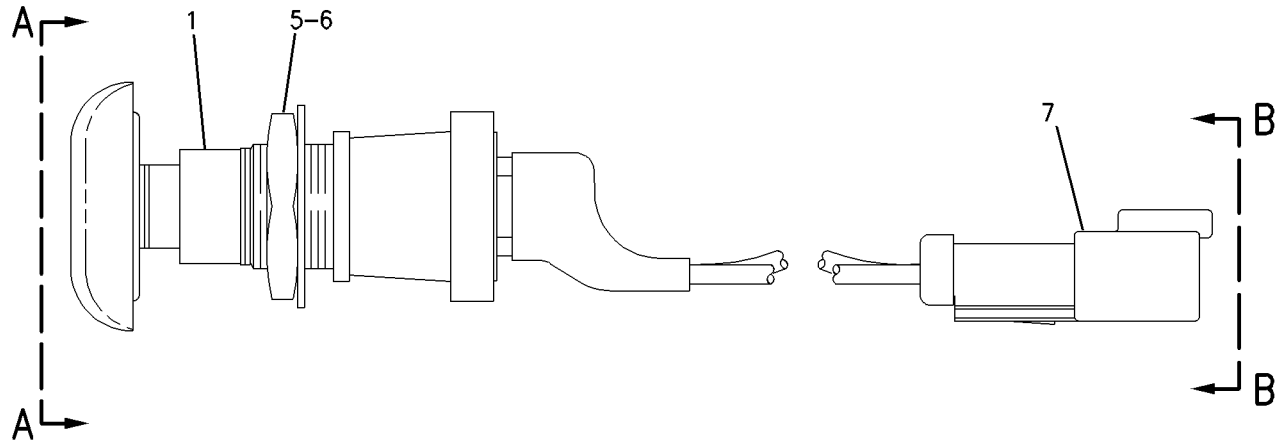
NOTE	REF NO	GRAPHIC REF	PART NUMBER	QTY	PART NAME						SEE PAGE
					1	2	3	4	5	6 (PRODUCT LEVEL)	
	1	1	9X-0199	1	BOOT-SWITCH						
	2	1	7T-9515	1	KNOB-HORN						
	3	1	5L-7200	1	SCREW (8-32X0.375-IN)						
	4	1	3B-4501	1	LOCKWASHER						
	5	1	6V-8370	1	NUT-HEX (3/4-32-THD)						
	6	1	2H-3922	1	LOCKWASHER						
	7	1	102-8802	1	KIT-RECEPTACLE (2-PIN) (INCLUDES RECEPTACLE AS & WEDGE)						
	8	1	9X-3401	2	PIN-CONNECTOR (16-GA TO 18-GA)						
	9	1	3E-3365	1	WEDGE-RECEPTACLE LOCK (2-PIN)						



VIEW A-A



VIEW B-B



GRAPHIC #1

g00942674

<END>

# ELECTRICAL AND STARTING SYSTEM

## 255-2752 SWITCH GP-START

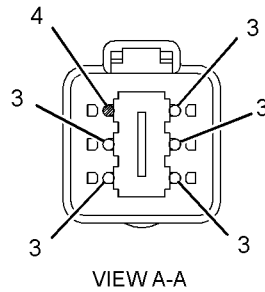
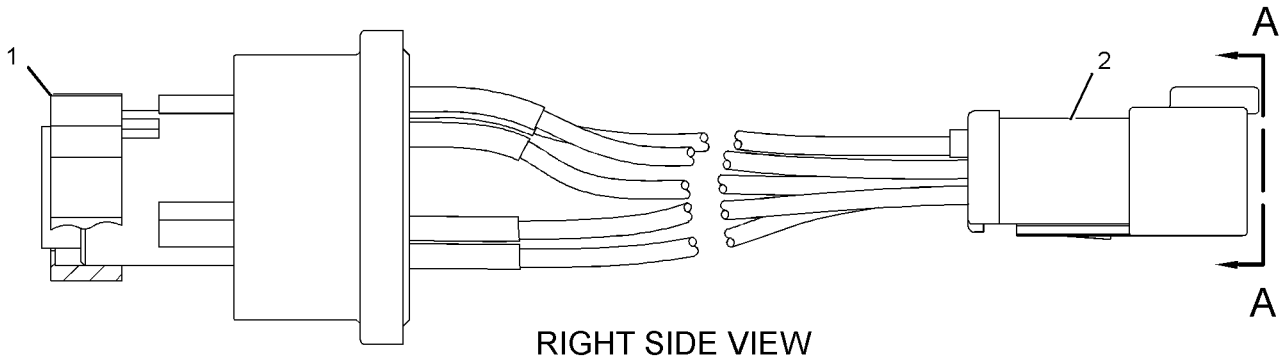
S/N: PLR1-UP

PART OF 325-3721 INSTRUMENT GP

SMCS - 1416

I04051369

NOTE	REF NO	GRAPHIC REF	PART NUMBER	QTY	PART NAME						SEE PAGE
					1	2	3	4	5	6 (PRODUCT LEVEL)	
	1	1	7T-6799	1	NUT-MOUNTING (1-32-THD)						
	2	1	102-8805	1	KIT-RECEPTACLE (6-PIN) (INCLUDES RECEPTACLE AS & WEDGE)						
	3	1	8T-8729	5	PIN-CONNECTOR (16-GA TO 18-GA)						
	4	1	8T-8737	1	PLUG-SEAL						



GRAPHIC #1

g02255874

<END>

# ELECTRICAL AND STARTING SYSTEM

## 239-1134 VALVE GP-ETHER STARTING

S/N: PLR1-UP

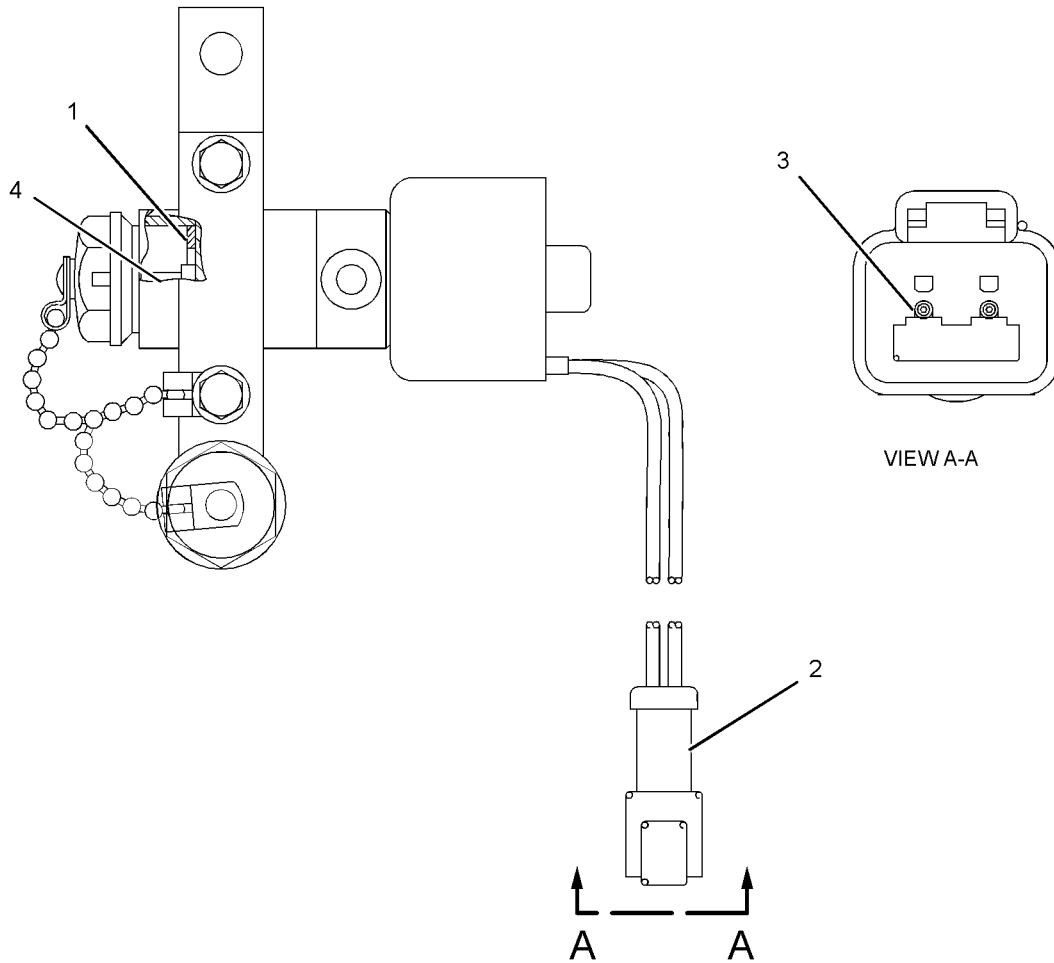
24-VOLT.

PART OF 324-3110 STARTING AID GP-ETHER

SMCS - 1456

103894416

NOTE	REF NO	GRAPHIC REF	PART NUMBER	QTY	PART NAME						SEE PAGE
					1	2	3	4	5	6 (PRODUCT LEVEL)	
	1	1	7N-9801	1	GASKET						
	2	1	102-8802	1	KIT-RECEPTACLE (2-PIN) (INCLUDES RECEPTACLE AS & WEDGE)						
	3	1	8T-8729	2	PIN-CONNECTOR (16-GA TO 18-GA)						
	4	1	358-4889	1	FILTER (ETHER START)						



GRAPHIC #1

g02138138

<END>

# ELECTRICAL AND STARTING SYSTEM

## 363-0648 WIRING GP-CEM

S/N: PLR1-UP

PART OF 362-8790 MODULE AR-CLEAN EMISSIONS

SMCS - 1408

I04537324

NOTE	REF NO	GRAPHIC REF	PART NUMBER	QTY	PART NAME							SEE PAGE
					1	2	3	4	5	6	(PRODUCT LEVEL)	
	1	1	290-1993	28	STRAP-CABLE							
	2	1	295-6244	1	WIRE AS-IGNITION							
	3	1	315-0225	1	CLAMP-WIRE							
	4	1	318-9355	1	MOUNTING-CABLE TIE							
	5	1	341-4176	1	SENSOR GP-TEMPERATURE (DPF)							
	6	1	342-9070	1	MODULE AS (AFTERTREATMENT IDENTIFICATION)							
		1	8T-8729	6	PIN-CONNECTOR (16-GA TO 18-GA)							
		1	281-8812	1	RECEPTACLE AS-CONNECTOR							
	7	1	347-3880	1	BRACKET							
	8	1	347-9210	1	SPACER (11X26X60-MM THK)							
	9	1	348-2666	1	BRACKET							
	10	1	349-9457	1	BRACKET							
	11	1	352-4756	1	HARNESS AS-NOZZLE HEATER							
		1	8T-8737	1	PLUG-SEAL							
		1	9X-3401	1	PIN-CONNECTOR (16-GA TO 18-GA)							
		1	296-3295	1	RECEPTACLE AS-CONNECTOR							
		1	317-7377	1	CONNECTOR AS							
		1	9N-1756	1	SEAL-O-RING							
		1	317-0808	2	SEAL-O-RING							
E		1	348-1879		SLEEVE (132-CM)							
		1	369-9841	1	STRAP-CABLE							
	12	1	363-0650	1	HARNESS AS-CEM							
		1	290-1993	4	STRAP-CABLE							
		1	346-1264	1	BRACKET							
		1	363-0651	1	HARNESS AS-ENGINE							
		1	3E-6446	1	CAP AS-CONNECTOR							
		1	110-6844	1	SEAL							
		1	2L-8078	1	TERMINAL-RING (14-GA TO 16-GA, 5/16-IN SCREW)							
		1	8T-8737	23	PLUG-SEAL							
E		1	119-3662		TUBE-HEAT SHRINK (10.85-MM DIA) (7-CM)							
E		1	125-7874		TUBE-HEAT SHRINK (5.72-MM DIA) (10-CM)							
		1	9X-340248		SOCKET-CONNECTOR (16-GA TO 18-GA)							
					- OR -							
		1	126-176848		SOCKET-CONNECTOR (14-GA TO 16-GA)							
		1	9X-340125		PIN-CONNECTOR (16-GA TO 18-GA)							
					- OR -							
		1	126-176725		PIN-CONNECTOR (14-GA TO 16-GA)							
B		1	1P-0810		TAPE-ELECTRICAL							
		1	240-7876	2	PLUG AS-CONNECTOR (2-PIN) (EACH INCLUDES)							
		1	264-7029		SEAL-CONNECTOR							
		1	240-7877	1	PLUG AS-CONNECTOR (2-PIN)							
		1	264-7029	1	SEAL-CONNECTOR							
		1	240-7878	3	PLUG AS-CONNECTOR (3-PIN) (EACH INCLUDES)							
		1	264-7030	1	SEAL-CONNECTOR							
		1	240-7879	1	PLUG AS-CONNECTOR (3-PIN)							
		1	264-7030	1	SEAL-CONNECTOR							
		1	261-0524	1	PLUG AS-CONNECTOR (4-PIN)							
		1	264-7031	1	SEAL-CONNECTOR							
		1	281-3119	1	PLUG AS-CONNECTOR (3-PIN)							
		1	264-7030	1	SEAL-CONNECTOR							
		1	281-3120	1	PLUG AS-CONNECTOR (3-PIN)							



# ELECTRICAL AND STARTING SYSTEM

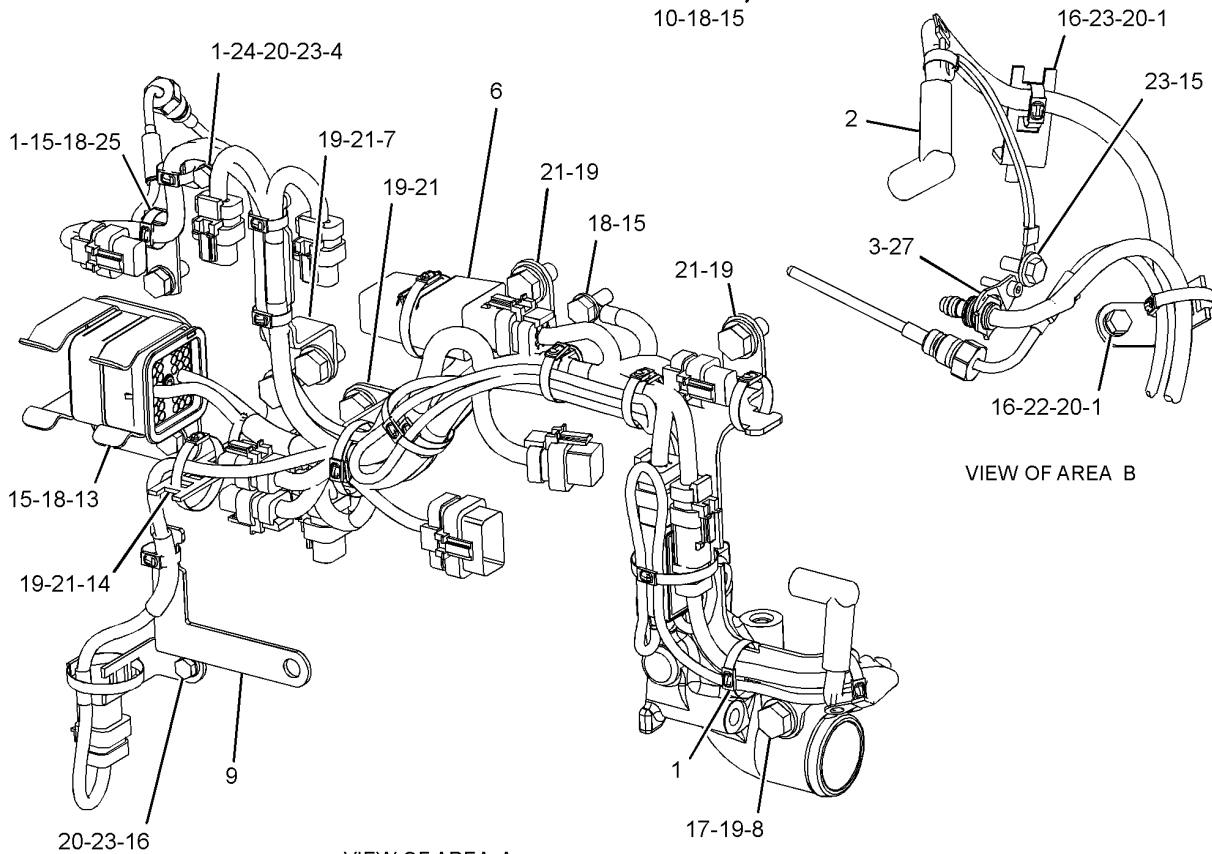
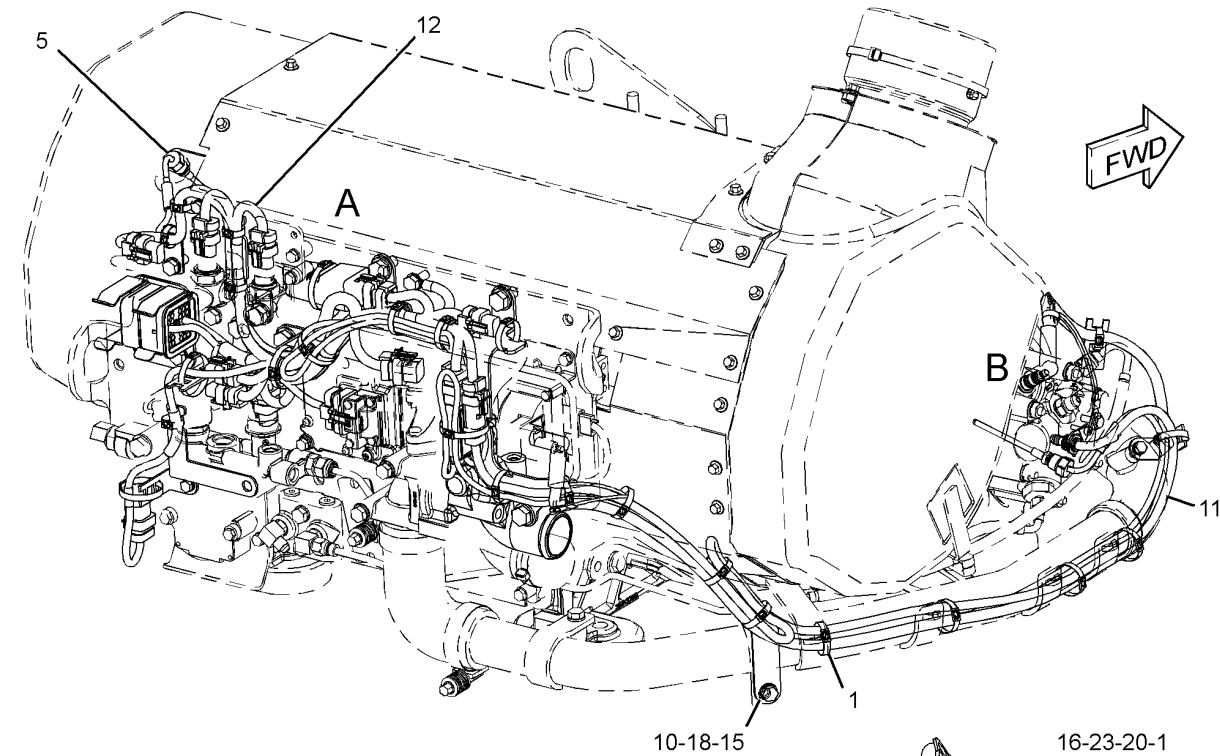
	1	264-7030	1	SEAL-CONNECTOR
	1	281-3125	1	PLUG AS-CONNECTOR (4-PIN)
	1	264-7031	1	SEAL-CONNECTOR
	1	281-3132	1	PLUG AS-CONNECTOR (6-PIN)
	1	264-7032	1	SEAL-CONNECTOR
	1	281-3134	1	PLUG AS-CONNECTOR (6-PIN)
	1	264-7032	1	SEAL-CONNECTOR
	1	281-3395	1	PLUG AS-CONNECTOR (12-PIN)
	1	264-7034	1	SEAL-CONNECTOR
E	1	289-5150		SLEEVE (160-CM)
	1	326-4516	2	TIE-CABLE
13	1	364-8334	1	PLATE AS
14	1	294-3313	1	CLIP
15	1	311-8366	7	WASHER-HARD (8.8X16X2-MM THK)
16	1	341-3624	3	CLIP
17	1	344-1190	1	BOLT (M10X1.5X80-MM)
18	1	344-1192	5	BOLT (M8X1.25X20-MM)
19	1	344-1199	6	WASHER-HARD (11X21X2.5-MM THK)
20	1	344-1200	5	WASHER-HARD (6.6X12X2-MM THK)
21	1	344-1201	5	BOLT (M10X1.5X20-MM)
22	1	344-1205	1	BOLT (M6X1X12-MM)
23	1	344-1206	5	BOLT (M6X1X16-MM)
24	1	344-5673	1	NUT (M6X1-THD)
25	1	4P-5918	1	CLIP
27	1	8T-9405	1	BOLT-SOCKET HEAD (M4X0.7X16-MM)

B-USE AS REQUIRED  
 E-ORDER BY THE CENTIMETER  
 M-METRIC PART

# ELECTRICAL AND STARTING SYSTEM

363-0648 WIRING GP-CEM (contd.)

i04537324



GRAPHIC #1

VIEW OF AREA A

VIEW OF AREA B

g02300501

<END>

# ELECTRICAL AND STARTING SYSTEM

## 373-2217 WIRING GP-ELECTRONIC CONTROL

S/N: MME1-UP

FOR USE WITH MIXER ELBOW IN THE UPWARD POSITION, LOW MOUNT VENTURI  
CANNOT BE USED WITH MIXER ELBOW IN THE DOWNWARD POSITION, HIGH MOUNT VENTURI  
PART OF 364-1558 ENGINE AR-COMplete

SMCS - 1408

SMCS - 1900

104469031

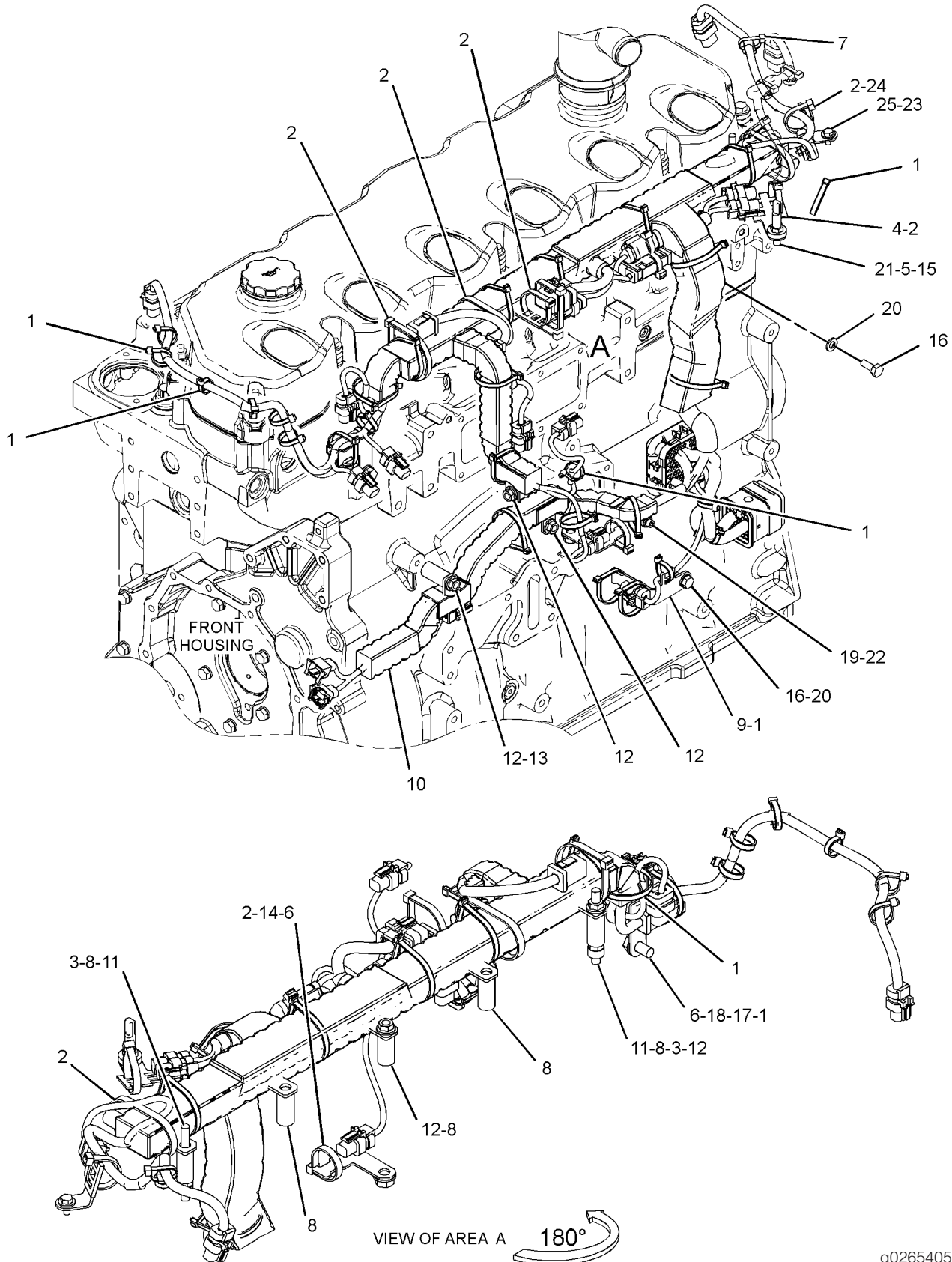
NOTE	REF NO	GRAPHIC REF	PART NUMBER	QTY	PART NAME						SEE PAGE	
					1	2	3	4	5	6 (PRODUCT LEVEL)		
	1	1	3S-2093	15	STRAP-CABLE							
	2	1	7K-1181	8	STRAP-CABLE							
	3	1	054-4984	2	SPACER (10X15X8.5-MM THK)							
	4	1	178-1780	1	CLIP							
	5	1	206-6875	1	CAP-TUBE							
	6	1	224-9222	2	BRACKET							
	7	1	290-5664	1	STRAP-CABLE							
	8	1	307-1674	5	SPACER (9X16X36-MM)							
	9	1	349-7801	1	BRACKET							
Y	10	1	366-7777	1	HARNESS AS-ENGINE						206	
	11	1	131-0353	2	STUD (M8X1.25X82.75-MM)							
	12	1	178-3336	5	NUT-HEX FLANGE (M8X1.25-THD)							
	13	1	255-0185	1	SPACER (11X18X37-MM THK)							
	14	1	175-7141	285-6671	1	NUT-HEX FLANGE (M10X1.5-THD)						
	15	1	4H-1225	1	WASHER (11X22X6-MM THK)							
	16	1	6V-5217	2	BOLT (M8X1.25X20-MM)							
	17	1	6V-5839	1	WASHER (11X21X2.5-MM THK)							
	18	1	6V-6317	1	BOLT (M10X1.5X20-MM)							
	19	1	8C-6364	1	BOLT-SOCKET HEAD (M5X0.8X14-MM)							
	20	1	9M-1974	2	WASHER-HARD (8.8X16X2-MM THK)							
	21	1	9X-2097	1	STUD (M8X1.25-THD)							
	22	1	9X-8267	1	WASHER (6.6X12X2-MM THK)							
	23	1	6V-8836	1	BOLT (M6X1X14-MM)							
	24	1	4P-8134	1	CLIP							
	25	1	4B-4276	1	WASHER (7X16X1.6-MM THK)							

M-METRIC PART  
Y-SEPARATE ILLUSTRATION

# ELECTRICAL AND STARTING SYSTEM

373-2217 WIRING GP-ELECTRONIC CONTROL (contd.)

i04469031



GRAPHIC #1

g02654058

<END>

# ELECTRICAL AND STARTING SYSTEM

## 321-8020 WIRING GP-ENGINE

S/N: PLR1-UP

PART OF 324-3060 INSTALLATION AR

SMCS - 1000

SMCS - 1408

104398093

NOTE	REF NO	GRAPHIC REF	PART NUMBER	QTY	PART NAME						SEE PAGE	
					1	2	3	4	5	6 (PRODUCT LEVEL)		
	1	1	7P-6682	1	CABLE AS							
		1	1S-7251	2	TERMINAL-CABLE (00-GA, 1/2-IN SCREW)							
E		1	159-8050	5P-0747 CABLE (00-GA, BLACK) (40-CM)								
	2	1	114-5333	1	SWITCH AS-PRESSURE (REFRIGERANT COMPRESSOR)							
		1	102-8802	3E-3364	1	KIT-RECEPTACLE (2-PIN) (INCLUDES RECEPTACLE AS & WEDGE)						
		1	8T-8729	2	PIN-CONNECTOR (16-GA TO 18-GA)							
	3	1	124-3019	4	BRACKET AS (EACH INCLUDES)							
		1	8T-3490	1	NUT-WELD (M10X1.5-THD)							
Y	4	1	234-5013	1	SENSOR GP-TEMPERATURE (AIR INLET)						245	
Y	4A	1	234-5013	1	SENSOR GP-TEMPERATURE (TORQUE CONVERTER OIL)						245	
	5	1	289-9520	1	BRACKET AS							
		1	8T-3490	1	NUT-WELD (M10X1.5-THD)							
		1	289-9519	1	BRACKET							
	6	1	296-5270	1	SENSOR GP-PRESSURE (IMPLEMENT PUMP)							
	7	1	309-6222	1	CLIP							
	8	1	325-1681	1	BRACKET AS							
Y	9	1	331-1134	1	SENSOR GP-PRESSURE (ATMOSPHERIC)						234	
	10	1	333-1238	1	HARNESS AS-ENGINE							
		1	8T-8737	94	PLUG-SEAL							
		1	110-8769	9X-4997	1	WIRE AS						
E		1	119-3662	TUBE-HEAT SHRINK (10.85-MM DIA) (26-CM)								
E		1	125-7874	TUBE-HEAT SHRINK (5.72-MM DIA) (30-CM)								
		1	9X-3402	126-1766	171	SOCKET-CONNECTOR (16-GA TO 18-GA)						
			- OR -									
		1	126-1768	126-1766	171	SOCKET-CONNECTOR (14-GA TO 16-GA)						
		1	2L-8071	131-1500	3	TERMINAL-RING (10-GA TO 12-GA, 1/2-IN SCREW)						
		1	134-2540	2	RESISTOR AS-CONNECTION (3-PIN)							
		1	155-2255	155-2252	1	KIT-CONNECTING PLUG (12-PIN)						
		1	155-2270	155-2269	7	KIT-CONNECTING PLUG (2-PIN)						
		1	155-2260	155-2267	2	KIT-CONNECTING PLUG (3-PIN) (EACH KIT INCLUDES PLUG AS, WEDGE & INTERFACE SEAL)						
		1	274-3774	2	CAP-CONNECTOR							
		1	160-7689	2	PLUG AS-CONNECTOR (70-PIN) (EACH INCLUDES)							
		1	159-9322	1	SEAL-O-RING							
B		1	1P-0810	163-4519	TAPE-ELECTRICAL							
		1	189-3158	1	SUPPRESSOR-ARC							
		1	230-4011	2	PLUG AS-CONNECTOR (2-PIN) (EACH INCLUDES)							
		1	264-7029	1	SEAL-CONNECTOR							
		1	237-0227	1	PLUG AS-CONNECTOR (3-PIN)							
		1	264-7030	1	SEAL-CONNECTOR							
		1	281-8811	1	PLUG AS-CONNECTOR							
		1	264-7032	1	SEAL-CONNECTOR							
		1	324-6266	2	PLUG AS-CONNECTOR (40-PIN) (EACH INCLUDES)							
		1	110-6844	1	SEAL							
	11	1	333-4799	1	CABLE AS							
		1	1S-4915	2	LINER (CONDUIT)							
E		1	5P-0695	CONDUIT (153-CM)								
E		1	159-8049	5P-0761 CABLE (00-GA, RED) (225-CM)								

# ELECTRICAL AND STARTING SYSTEM

	1	8N-0869	1	COVER-TERMINAL (RED)	
E	1	8T-2225		TUBE-HEAT SHRINK (25.4-MM DIA) (12-CM)	
	1	9X-9825	1	TERMINAL-CABLE (00-GA, 1/2-IN SCREW)	
	1	276-1786	1	COVER-TERMINAL (RED)	
	1	277-6964	1	TERMINAL-RING	
12	1	337-5263	1	BRACKET AS	
	1	8T-3612	5	NUT-WELD (M8X1.25-THD)	
	1	6V-9632	2	NUT-WELD (M6X1-THD)	
13	1	338-5316	1	BRACKET	
14	1	338-5317	1	BRACKET	
15	1	346-0663	1	BRACKET	
16	1	346-1585	1	GROMMET	
17	1	349-4566	1	HARNES AS-ENGINE	
	1	102-8801	3E-5179 1	KIT-RECEPTACLE (12-PIN) (INCLUDES RECEPTACLE AS & WEDGE)	
	1	8T-8737	4	PLUG-SEAL	
	1	9W-0844	4	SOCKET-CONNECTOR (14-GA TO 16-GA)	
	1	9W-0852	2	PIN-CONNECTOR (14-GA TO 16-GA)	
	1	9X-3401	7	PIN-CONNECTOR (16-GA TO 18-GA)	
	1	9X-3402	7	SOCKET-CONNECTOR (16-GA TO 18-GA)	
	1	155-2260	155-2267 1	KIT-CONNECTING PLUG (3-PIN)	
	1	155-2270	155-2269 2	KIT-CONNECTING PLUG (2-PIN) (EACH KIT INCLUDES PLUG AS, WEDGE & INTERFACE SEAL)	
	1	230-4011	1	PLUG AS-CONNECTOR (2-PIN)	
	1	264-7029	1	SEAL-CONNECTOR	
	1	274-3774	2	CAP-CONNECTOR	
	1	274-3775	1	CAP-CONNECTOR	
	1	281-8803	1	PLUG AS-CONNECTOR (3-PIN)	
	1	264-7030	1	SEAL-CONNECTOR	
18	1	349-8414	1	BRACKET AS	
	1	7T-1099	1	LINK	
	1	9R-2613	1	BOSS-WELD (M10X1.5X25-MM)	
19	1	357-5351	1	SENSOR GP-SOOT	
C	20	365-7508	3	PLATE AS	
	21	099-3649	2	BOLT (M8X1.25X40-MM)	
	22	132-5789	6	CLIP	
	23	148-8306	1	ADAPTER AS	
	1	5P-5777	1	ADAPTER-O-RING	
	1	7M-8485	1	SEAL-O-RING	
24	1	156-6175	1	CLIP	
25	1	1F-7854	1	SPACER (11.01X19.05X49.21-MM THK)	
26	1	1J-9671	1	SEAL-O-RING	
27	1	1S-0994	6	CLIP	
28	1	1S-1015	1	CLIP	
Y	29	290-5792	1	SENSOR GP-SPEED (TORQUE CONVERTER OUTPUT)	243
	30	297-7958	1	ADAPTER AS	
	1	205-3079	1	ADAPTER	
	1	3J-1907	1	SEAL-O-RING	
31	1	2V-1771	2	GROMMET	
32	1	309-6221	1	CLIP	
33	1	310-1898	1	CLIP	
34	1	326-9711	3	SPACER (10X20X95-MM THK)	
35	1	349-0951	11	CLIP	
36	1	4P-7581	17	CLIP	
37	1	4P-8134	11	CLIP	
38	1	4S-1962	2	CLIP	
39	1	5P-4116	9	WASHER-HARD (8.8X20.5X2-MM THK)	
40	1	7I-2273	6V-4298 1	BOLT (M5X0.8X16-MM)	
41	1	7K-1181	51	STRAP-CABLE	
42	1	7X-2540	3	BOLT (M8X1.25X120-MM)	
43	1	7X-7729	1	WASHER (11X25X3-MM THK)	

# ELECTRICAL AND STARTING SYSTEM

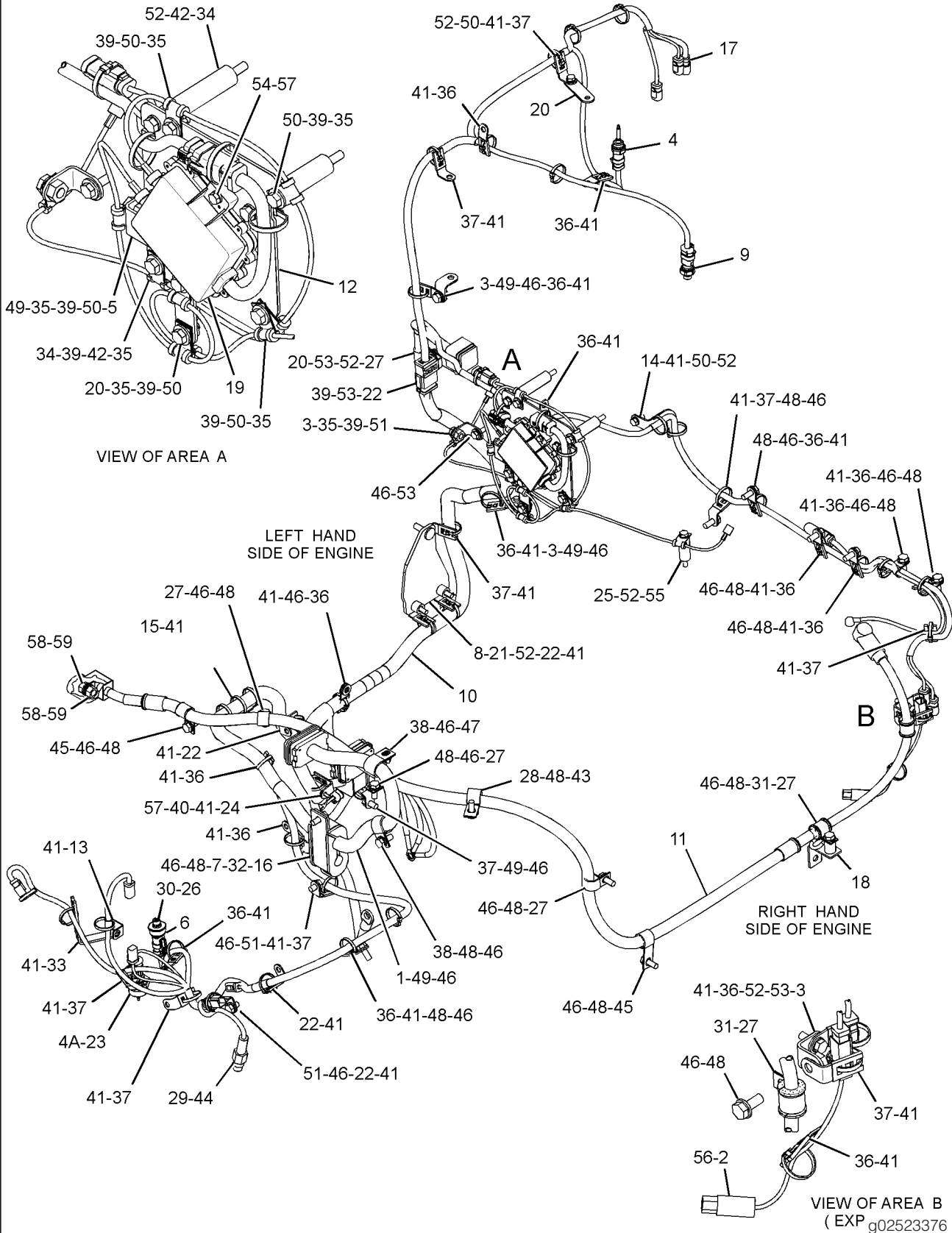
	44	1	<b>8L-2786</b>	1	SEAL-O-RING
	45	1	<b>8S-0948</b>	2	CLIP
	46	1	<b>8T-4121</b>	29	WASHER-HARD (11X21X2.5-MM THK)
	47	1	<b>8T-4133</b>	1	NUT (M10X1.5-THD)
	48	1	<b>8T-4136</b>	17	BOLT (M10X1.5X25-MM)
	49	1	<b>8T-4137</b>	7	BOLT (M10X1.5X20-MM)
C	50	1	<b>8T-4189</b>	8	BOLT (M8X1.25X20-MM)
	51	1	<b>8T-4191</b>	3	BOLT (M10X1.5X16-MM)
C	52	1	<b>8T-4224</b>	9	WASHER-HARD (8.8X16X2-MM THK)
	53	1	<b>8T-4908</b>	4	BOLT (M8X1.25X25-MM)
	54	1	<b>8T-4971</b>	2	BOLT (M6X1X30-MM)
	55	1	<b>8T-6870</b>	1	BOLT (M8X1.25X70-MM)
	56	1	<b>9X-7378</b>	1	SEAL-O-RING
	57	1	<b>9X-8256</b>	3	WASHER (6.6X12X2-MM THK)
C	58	1	<b>8T-3518</b>	2	NUT-FULL (1/2-13-THD)
C	59	1	<b>7F-0560</b>	2	WASHER (0.516X0.938X0.101-IN THK)

B-USE AS REQUIRED  
 C-CHANGE FROM PREVIOUS TYPE  
 E-ORDER BY THE CENTIMETER  
 M-METRIC PART  
 Y-SEPARATE ILLUSTRATION

# ELECTRICAL AND STARTING SYSTEM

321-8020 WIRING GP-ENGINE (contd.)

i04398093



GRAPHIC #1

<END>



# ELECTRICAL AND STARTING SYSTEM

## 325-6425 WIRING GP-PLATFORM

S/N: PLR1-UP

PART OF 324-3020 CHASSIS AR

SMCS - 1408

I04350695

NOTE	REF NO	GRAPHIC REF	PART NUMBER	QTY	PART NAME						SEE PAGE
					1	2	3	4	5	6 (PRODUCT LEVEL)	
Y	1	2	3E-6328	1	ALARM GP (24-VOLT)						183
	2	1, 3	6I-1418	8	SPACER (8.2X12.7X28.7-MM THK)						
	3	1, 2, 3	8T-9655	16	MOUNT-ISOLATION						
	4	1	149-9818	1	PLATE						
Y	5	1	158-6632	1	SWITCH GP-PUSH BUTTON (HORN)						257
	6	1	249-5481	1	SWITCH AS-ROCKER (THROTTLE)						
	7	1, 3	256-4617	2	PLATE						
	8	1	261-7990	2	GROMMET						
	9	1	284-3623	1	SWITCH AS-ROCKER (HYDRAULIC LOCKOUT)						
	10	1, 3	304-5687	2	CONTROL GP-UNPROGRAMMED (IMPLEMENT, POWER TRAIN)						
	11	1	330-2152	1	CAP AS						
		1	8C-6354	1	CAP-RECEPTACLE						
E		1	125-7875		TUBE-HEAT SHRINK (7.44-MM DIA) (3-CM)						
		1	5P-2766	1	TERMINAL-RING (18-GA TO 22-GA, NO. 6 SCREW)						
E		1	125-7874		TUBE-HEAT SHRINK (5.72-MM DIA) (3-CM)						
	12	1	331-2622	1	HARNESS AS-PLATFORM (LH)						
		1	102-8802	1	KIT-RECEPTACLE (2-PIN)						
		1	166-5229	1	KIT-RECEPTACLE (12-PIN)						
		1	190-7615	1	KIT-RECEPTACLE (12-PIN)						
		1	102-8804	1	KIT-RECEPTACLE (4-PIN)						
		1	102-8801	2	KIT-RECEPTACLE (12-PIN) (EACH KIT INCLUDES RECEPTACLE AS & WEDGE)						
		1	160-7690	2	PLUG AS-CONNECTOR (70-PIN) (EACH INCLUDES)						
		1	159-9322	1	SEAL-O-RING						
		1	8T-8729	22	PIN-CONNECTOR (16-GA TO 18-GA)						
		1	8T-8730	1	SOCKET-CONNECTOR (16-GA TO 18-GA)						
		1	8T-8737	137	PLUG-SEAL						
		1	9W-0844	5	SOCKET-CONNECTOR (14-GA TO 16-GA)						
		1	9W-0852	69	PIN-CONNECTOR (14-GA TO 16-GA)						
		1	9X-3401	182	PIN-CONNECTOR (16-GA TO 18-GA)						
		1	9X-3402	30	SOCKET-CONNECTOR (16-GA TO 18-GA)						
		1	9X-6772	6	STRAP-CABLE						
E		1	119-3662		TUBE-HEAT SHRINK (10.85-MM DIA) (26-CM)						
E		1	125-7874		TUBE-HEAT SHRINK (5.72-MM DIA) (90-CM)						
E		1	125-7875		TUBE-HEAT SHRINK (7.44-MM DIA) (10-CM)						
		1	9X-34022		SOCKET-CONNECTOR (16-GA TO 18-GA)						
					- OR -						
		1	126-17682		SOCKET-CONNECTOR (14-GA TO 16-GA)						
		1	126-1774	3	COVER-CONNECTOR						
		1	2L-8069	3	TERMINAL-RING (2-GA TO 10-GA, 3/8-IN SCREW)						
		1	2L-8079	1	TERMINAL-RING (14-GA TO 16-GA, 3/8-IN SCREW)						
E		1	125-7874		TUBE-HEAT SHRINK (5.72-MM DIA) (3-CM)						
		1	9G-9435	1	TERMINAL-RING (18-GA TO 22-GA, 3/8-IN SCREW)						
		1	214-4208	4	RECEPTACLE AS-CONNECTOR (70-PIN)						
		1	155-2255	2	KIT-CONNECTING PLUG (12-PIN)						
		1	155-2270	5	KIT-CONNECTING PLUG (2-PIN) (EACH KIT INCLUDES PLUG AS, WEDGE & INTERFACE SEAL)						
		1	274-3774	1	CAP-CONNECTOR						
		1	274-3779	1	CAP-SEAL						
	13	1	331-2623	1	HARNESS AS-PLATFORM (RH)						
		1	102-8804	1	KIT-RECEPTACLE (4-PIN) (INCLUDES RECEPTACLE AS & WEDGE)						
		1	155-2255	2	KIT-CONNECTING PLUG (12-PIN)						

# ELECTRICAL AND STARTING SYSTEM

	1	155-2256		KIT-CONNECTING PLUG (12-PIN)
	1	155-2257	1	KIT-CONNECTING PLUG (12-PIN)
	1	155-2270	3	KIT-CONNECTING PLUG (2-PIN)
	1	155-2270	3	KIT-CONNECTING PLUG (2-PIN)
	1	155-2271	2	KIT-CONNECTING PLUG (4-PIN)
	1	155-2260	1	KIT-CONNECTING PLUG (3-PIN)
	1	245-7434	2	KIT-CONNECTING PLUG (10-PIN) (EACH KIT INCLUDES PLUG AS, WEDGE & INTERFACE SEAL)
	1	5P-4571	4	TERMINAL-BLADE (14-GA TO 16-GA)
	1	9X-0196	2	TERMINAL AS
	1	8T-8729	4	PIN-CONNECTOR (16-GA TO 18-GA)
	1	8T-8730	15	SOCKET-CONNECTOR (16-GA TO 18-GA)
	1	8T-8737	43	PLUG-SEAL
	1	9W-0844	22	SOCKET-CONNECTOR (14-GA TO 16-GA)
	1	9W-0852	11	PIN-CONNECTOR (14-GA TO 16-GA)
	1	9W-1951	1	RECEPTACLE-CONNECTOR (9-PIN)
	1	9X-3401	53	PIN-CONNECTOR (16-GA TO 18-GA)
	1	9X-3402	71	SOCKET-CONNECTOR (16-GA TO 18-GA)
	1	9X-6772	2	STRAP-CABLE
E	1	119-3662		TUBE-HEAT SHRINK (10.85-MM DIA) (20-CM)
E	1	125-7874		TUBE-HEAT SHRINK (5.72-MM DIA) (35-CM)
E	1	125-7875		TUBE-HEAT SHRINK (7.44-MM DIA) (10-CM)
	1	126-1774	1	COVER-CONNECTOR
	1	2L-8069	5	TERMINAL-RING (2-GA TO 10-GA, 3/8-IN SCREW)
	1	134-2540	1	RESISTOR AS-CONNECTION (3-PIN)
	1	167-3693	1	PLUG AS-CONNECTOR (31-PIN)
	1	185-1860	17	SEAL-WIRE
	1	202-5397	3	PLUG
	1	214-4208	1	RECEPTACLE AS-CONNECTOR (70-PIN)
	1	230-4009	2	PLUG AS-CONNECTOR (12-PIN) (EACH INCLUDES)
	1	264-7034	1	SEAL-CONNECTOR
	1	230-4010	1	RECEPTACLE AS-CONNECTOR (12-PIN)
	1	230-5010	1	PLUG AS-CONNECTOR (6-PIN)
	1	264-7032	1	SEAL-CONNECTOR
	1	274-3776	1	CAP-SEAL
	1	274-3779	1	CAP-SEAL
14	2	331-2624	1	HARNESS AS-DASH
	2	102-8804	1	KIT-RECEPTACLE (4-PIN)
	2	102-8801	1	KIT-RECEPTACLE (12-PIN) (EACH KIT INCLUDES RECEPTACLE AS & WEDGE)
	2	155-2255	2	KIT-CONNECTING PLUG (12-PIN)
	2	155-2256	1	KIT-CONNECTING PLUG (12-PIN)
	2	155-2270	2	KIT-CONNECTING PLUG (2-PIN)
	2	155-2271	3	KIT-CONNECTING PLUG (4-PIN)
	2	155-2274	4	KIT-CONNECTING PLUG (6-PIN)
	2	245-7434	7	KIT-CONNECTING PLUG (10-PIN) (EACH KIT INCLUDES PLUG AS, WEDGE AND INTERFACE SEAL)
	2	160-7689	1	PLUG AS-CONNECTOR (70-PIN)
	2	159-9322	1	SEAL-O-RING
	2	185-1860	34	SEAL-WIRE
	2	185-1861	13	SEAL-WIRE
	2	202-5397	25	PLUG
	2	8T-8729	4	PIN-CONNECTOR (16-GA TO 18-GA)
	2	8T-8730	8	SOCKET-CONNECTOR (16-GA TO 18-GA)
	2	8T-8737	67	PLUG-SEAL
	2	9W-0844	16	SOCKET-CONNECTOR (14-GA TO 16-GA)
	2	9W-0852	8	PIN-CONNECTOR (14-GA TO 16-GA)
	2	9X-3401	2	PIN-CONNECTOR (16-GA TO 18-GA)
	2	9X-3402	39	SOCKET-CONNECTOR (16-GA TO 18-GA)
E	2	119-3662		TUBE-HEAT SHRINK (10.85-MM DIA) (7-CM)
E	2	125-7874		TUBE-HEAT SHRINK (5.72-MM DIA) (45-CM)

# ELECTRICAL AND STARTING SYSTEM

E	2	125-7875		TUBE-HEAT SHRINK (7.44-MM DIA) (25-CM)
	2	126-1774	1	COVER-CONNECTOR
	2	274-3776	1	CAP-SEAL
	2	274-3777	1	CAP-CONNECTOR
15	1	335-5365	2	SOCKET-AUXILIARY POWER (12-VOLT)
16	1	340-7161	2	CONVERTER-POWER (24-VOLT TO 12-VOLT)
17	2	346-0366	1	BRACKET
18	3	349-1035	1	BRACKET
19	1	349-9412	1	HARNESS AS-CONTROL
	1	331-2620	1	HARNESS AS-CONTROL
	1	102-8801	1	KIT-RECEPTACLE (12-PIN)
	1	166-5229	1	KIT-RECEPTACLE (12-PIN) (EACH KIT INCLUDES RECEPTACLE AS & WEDGE)
	1	155-2255	2	KIT-CONNECTING PLUG (12-PIN)
	1	155-2270	2	KIT-CONNECTING PLUG (2-PIN)
	1	155-2274	3	KIT-CONNECTING PLUG (6-PIN)
	1	174-0503	1	KIT-CONNECTING PLUG (3-PIN)
	1	155-2260	3	KIT-CONNECTING PLUG (3-PIN)
	1	155-2274	3	KIT-CONNECTING PLUG (6-PIN)
	1	245-7434	1	KIT-CONNECTING PLUG (10-PIN) (EACH KIT INCLUDES PLUG AS, WEDGE & INTERFACE SEAL)
	1	283-8106	9	SOCKET-CONNECTOR (20-GA)
	1	8T-8729	1	PIN-CONNECTOR (16-GA TO 18-GA)
	1	8T-8730	8	SOCKET-CONNECTOR (16-GA TO 18-GA)
	1	8T-8737	184	PLUG-SEAL
	1	9W-0844	53	SOCKET-CONNECTOR (14-GA TO 16-GA)
	1	9W-0852	1	PIN-CONNECTOR (14-GA TO 16-GA)
	1	9X-3401	12	PIN-CONNECTOR (16-GA TO 18-GA)
	1	9X-3402	231	SOCKET-CONNECTOR (16-GA TO 18-GA)
	1	9X-6772	12	STRAP-CABLE
E	1	119-3662		TUBE-HEAT SHRINK (10.85-MM DIA) (39-CM)
E	1	125-7874		TUBE-HEAT SHRINK (5.72-MM DIA) (110-CM)
E	1	125-7875		TUBE-HEAT SHRINK (7.44-MM DIA) (10-CM)
	1	126-1774	6	COVER-CONNECTOR
	1	2L-8069	3	TERMINAL-RING (2-GA TO 10-GA, 3/8-IN SCREW)
	1	147-1445	2	PLUG AS-CONNECTOR (70-PIN) (EACH INCLUDES)
	1	159-9322	1	SEAL-O-RING
	1	147-1446	2	PLUG AS-CONNECTOR (70-PIN) (EACH INCLUDES)
	1	159-9322	1	SEAL-O-RING
	1	160-7689	2	PLUG AS-CONNECTOR (70-PIN) (EACH INCLUDES)
	1	159-9322	1	SEAL-O-RING
	1	185-1860	6	SEAL-WIRE
	1	185-1861	3	SEAL-WIRE
	1	202-5397	1	PLUG
	1	230-4012	1	RECEPTACLE AS-CONNECTOR (2-PIN)
	1	253-8110	1	PLUG
	1	274-3775	2	CAP-CONNECTOR
	1	346-0365	4	BRACKET
20	1	362-0155	1	JUMPER AS
	1	102-8803	1	KIT-RECEPTACLE (3-PIN) (INCLUDES RECEPTACLE AS & WEDGE)
	1	8T-8737	1	PLUG-SEAL
	1	9X-3401	2	PIN-CONNECTOR (16-GA TO 18-GA)
E	1	119-3662		TUBE-HEAT SHRINK (10.85-MM DIA) (7-CM)
21	3	362-8871	1	HARNESS AS-SWITCH
	3	9X-3401	2	PIN-CONNECTOR (16-GA TO 18-GA)
	3	9X-3402	2	SOCKET-CONNECTOR (16-GA TO 18-GA)
	3	230-4011	1	PLUG AS-CONNECTOR (2-PIN)
	3	264-7029	1	SEAL-CONNECTOR

# ELECTRICAL AND STARTING SYSTEM

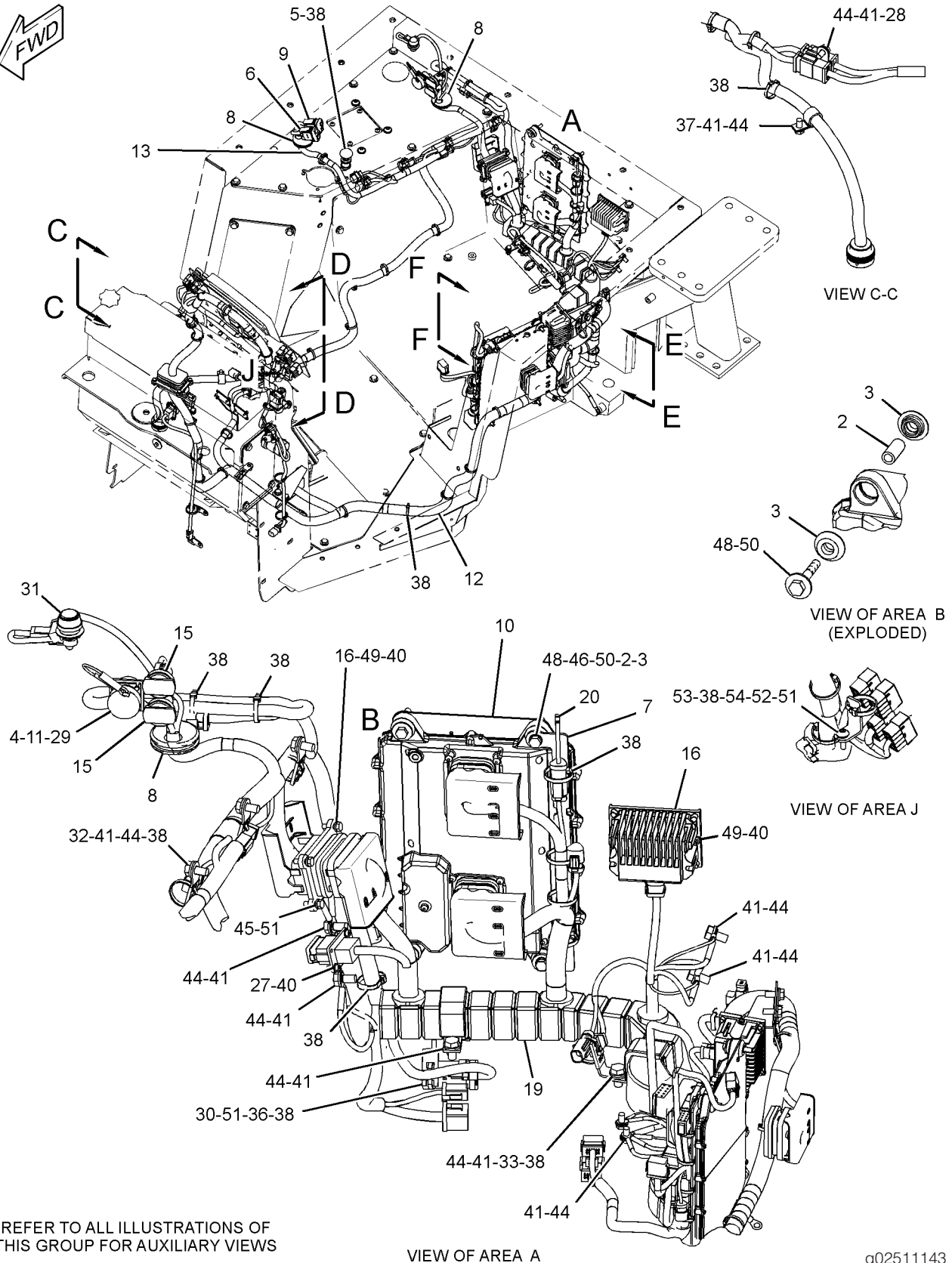
	3	<b>230-4012</b>	1	RECEPTACLE AS-CONNECTOR (2-PIN)
22	2	<b>365-1418</b>	2	PLATE
23	2	<b>365-3181</b>	1	HARNESS AS-PLATFORM (PEDAL)
	2	<b>155-2255</b>	1	KIT-CONNECTING PLUG (12-PIN)
	2	<b>155-2271</b>	1	KIT-CONNECTING PLUG (4-PIN)
	2	<b>155-2260</b>	1	KIT-CONNECTING PLUG (3-PIN) (EACH KIT INCLUDES PLUG AS, WEDGE & INTERFACE SEAL)
	2	<b>8T-8737</b>	6	PLUG-SEAL
	2	<b>9X-3402</b>	17	SOCKET-CONNECTOR (16-GA TO 18-GA)
	2	<b>230-4013</b>	1	PLUG AS-CONNECTOR (3-PIN)
	2	<b>264-7030</b>	1	SEAL-CONNECTOR
26	3	<b>367-5105</b>	1	WIRE AS
27	1, 2, 3	<b>107-3786</b>	10	BOLT (M4X0.7X12-MM)
28	1, 2, 3	<b>130-5300</b>	7	CLIP
29	1	<b>141-4976</b>	4	SCREW-WASHER HEAD (4-40X0.5-IN)
30	1	<b>156-6175</b>	1	CLIP
31	1	<b>298-0364</b>	1	LAMP AS (24-VOLT)
	1	<b>102-8802</b>	1	KIT-RECEPTACLE (2-PIN) (INCLUDES RECEPTACLE AS & WEDGE)
	1	<b>8T-8729</b>	2	PIN-CONNECTOR (16-GA TO 18-GA)
	1	<b>300-3285</b>	1	LAMP AS (24-VOLT)
32	1, 2, 3	<b>4P-7581</b>	9	CLIP
33	1	<b>4P-8134</b>	1	CLIP
34	3	<b>4S-1962</b>	1	CLIP
35	3	<b>5C-7261</b>	1	NUT (M8X1.25-THD)
36	1	<b>5C-9553</b>	1	BOLT (M6X1X16-MM)
37	1	<b>6D-4244</b>	1	CLIP
38	1, 2, 3	<b>7K-1181</b>	65	STRAP-CABLE
39	3	<b>7X-0818</b>	4	BOLT (M8X1.25X45-MM)
40	1, 2, 3	<b>8T-0328</b>	14	WASHER-HARD (5.5X10X1-MM THK)
41	1, 2, 3	<b>8T-4121</b>	24	WASHER-HARD (11X21X2.5-MM THK)
42	2, 3	<b>8T-4133</b>	2	NUT (M10X1.5-THD)
43	2, 3	<b>8T-4136</b>	5	BOLT (M10X1.5X25-MM)
44	1, 2, 3	<b>8T-4137</b>	17	BOLT (M10X1.5X20-MM)
45	1, 2, 3	<b>8T-4138</b>	20	BOLT (M6X1X20-MM)
46	1, 3	<b>8T-4224</b>	6	WASHER-HARD (8.8X16X2-MM THK)
47	3	<b>8T-4908</b>	1	BOLT (M8X1.25X25-MM)
48	1	<b>8T-6912</b>	4	BOLT (M8X1.25X50-MM)
49	1	<b>8T-9405</b>	4	BOLT-SOCKET HEAD (M4X0.7X16-MM)
50	1, 3	<b>9N-0869</b>	4	WASHER-HARD (8.8X25.5X2-MM THK)
51	1, 2, 3	<b>9X-8256</b>	22	WASHER (6.6X12X2-MM THK)
52	1	<b>9X-2045</b>	1	SCREW-TRUSS HEAD (M6X1X20-MM)
53	1	<b>361-2741</b>	1	BRACKET
54	1	<b>371-0400</b>	1	BRACKET AS

E-ORDER BY THE CENTIMETER  
M-METRIC PART  
R-REMFG PART MAY BE AVAILABLE  
Y-SEPARATE ILLUSTRATION

# ELECTRICAL AND STARTING SYSTEM

325-6425 WIRING GP-PLATFORM (contd.)

i04350695



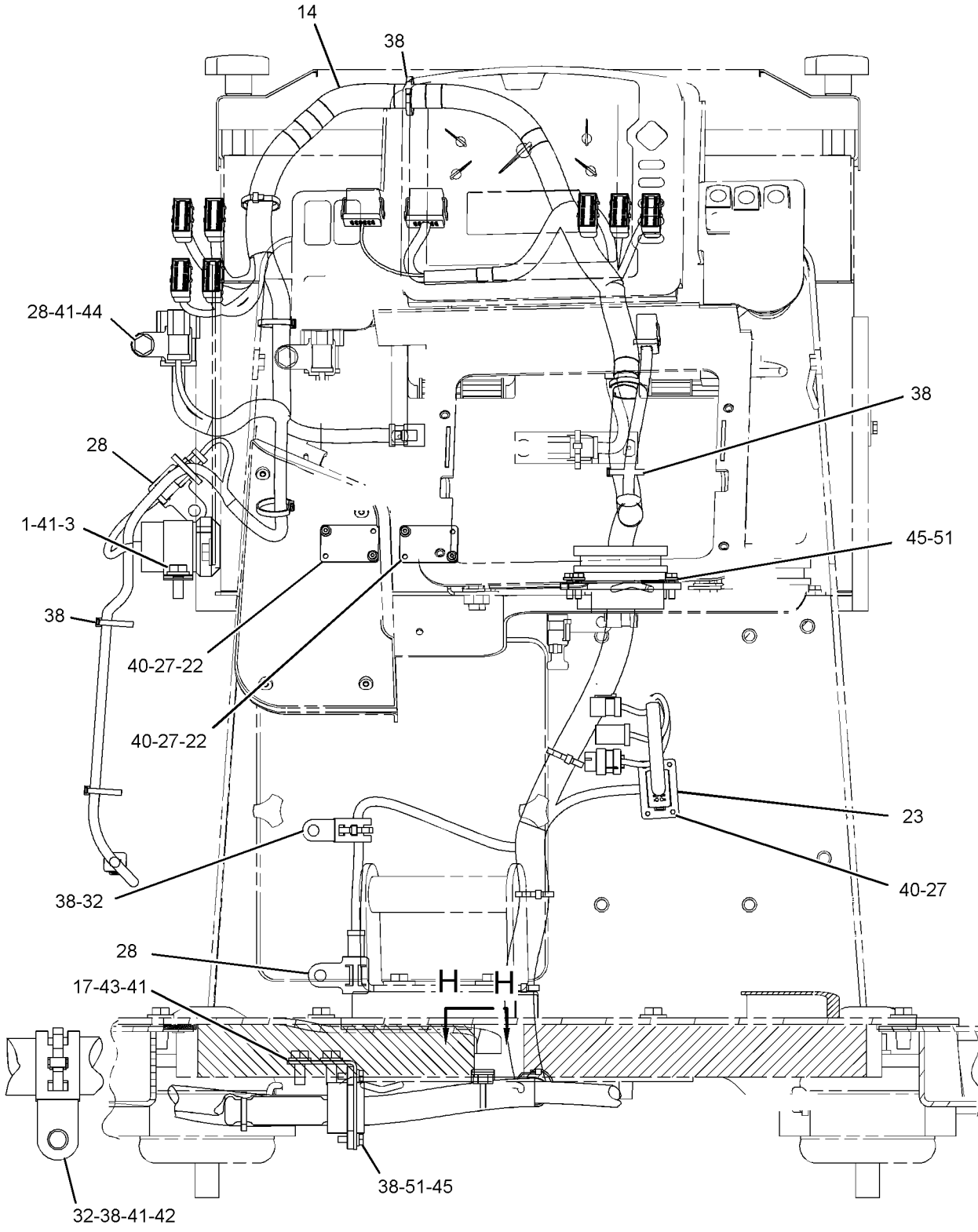
REFER TO ALL ILLUSTRATIONS OF THIS GROUP FOR AUXILIARY VIEWS

VIEW OF AREA A

g02511143

GRAPHIC #1

# ELECTRICAL AND STARTING SYSTEM



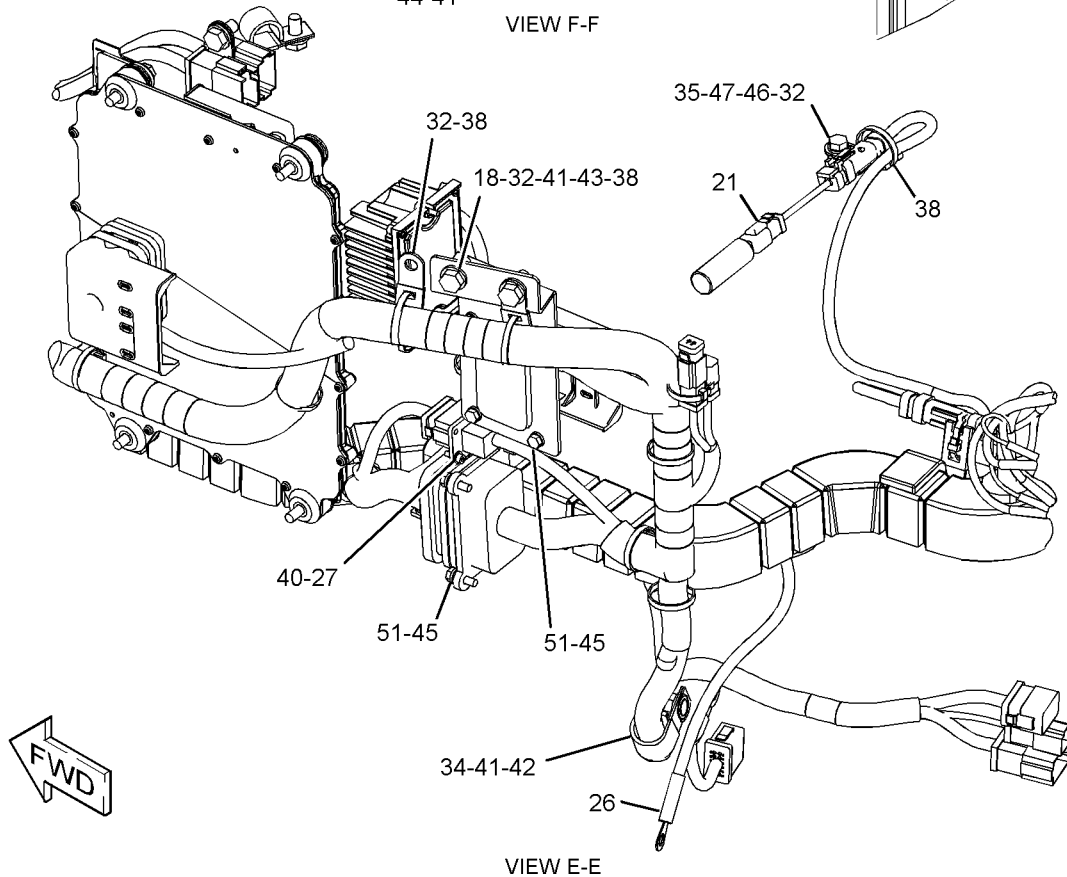
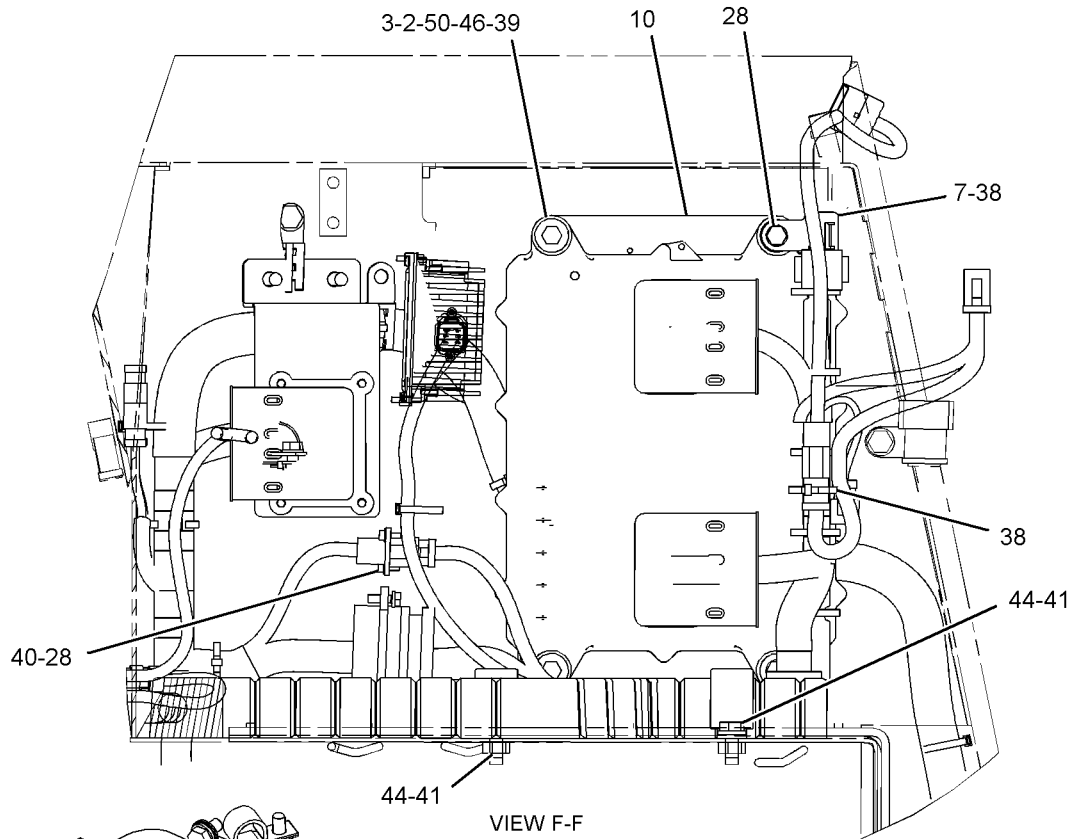
VIEW H-H

VIEW D-D

g02308461

GRAPHIC #1

# ELECTRICAL AND STARTING SYSTEM



g02308462

GRAPHIC #1

<END>

# ELECTRICAL AND STARTING SYSTEM

## 343-9081 WIRING GP-SENSOR

S/N: MME1-UP

PROVIDES CAP FOR THE INTAKE AIR HEATER RELAY CONNECTOR ON THE MAIN ENGINE HARNESS  
FOR USE WITH ENGINE MOUNTED PRIMARY AND SECONDARY FUEL FILTERS  
CANNOT BE USED WITH REMOTE MOUNTED PRIMARY AND SECONDARY FUEL FILTERS.

PART OF 364-1558 ENGINE AR-COMPLETE

SMCS - 1408

SMCS - 1900

I04355234

NOTE	REF NO	GRAPHIC REF	PART NUMBER	QTY	PART NAME						SEE PAGE
					1	2	3	4	5	6 (PRODUCT LEVEL)	
Y	1	1	367-2383	1	WIRING GP-SENSOR						278
	2	1	3S-2093	4	STRAP-CABLE						
	3	1	290-5562	1	MOUNT (DUAL SWIVEL)						
	4	1	349-1370	1	BRACKET						
	5	1	4P-7581	1	CLIP						
	6	1	6V-5217	1	BOLT (M8X1.25X20-MM)						
	7	1	6V-5839	1	WASHER (11X21X2.5-MM THK)						
	8	1	6V-8084	1	BOLT (M10X1.5X12-MM)						
	9	1	6V-8490	2	BOLT (M6X1X25-MM)						
	10	1	7G-1239	1	SPACER (10.5X19X4.5-MM THK)						
	11	1	9M-1974	1	WASHER-HARD (8.8X16X2-MM THK)						
	12	1	9X-2097	1	STUD (M8X1.25-THD)						
	13	1	9X-8267	2	WASHER (6.6X12X2-MM THK)						

M-METRIC PART

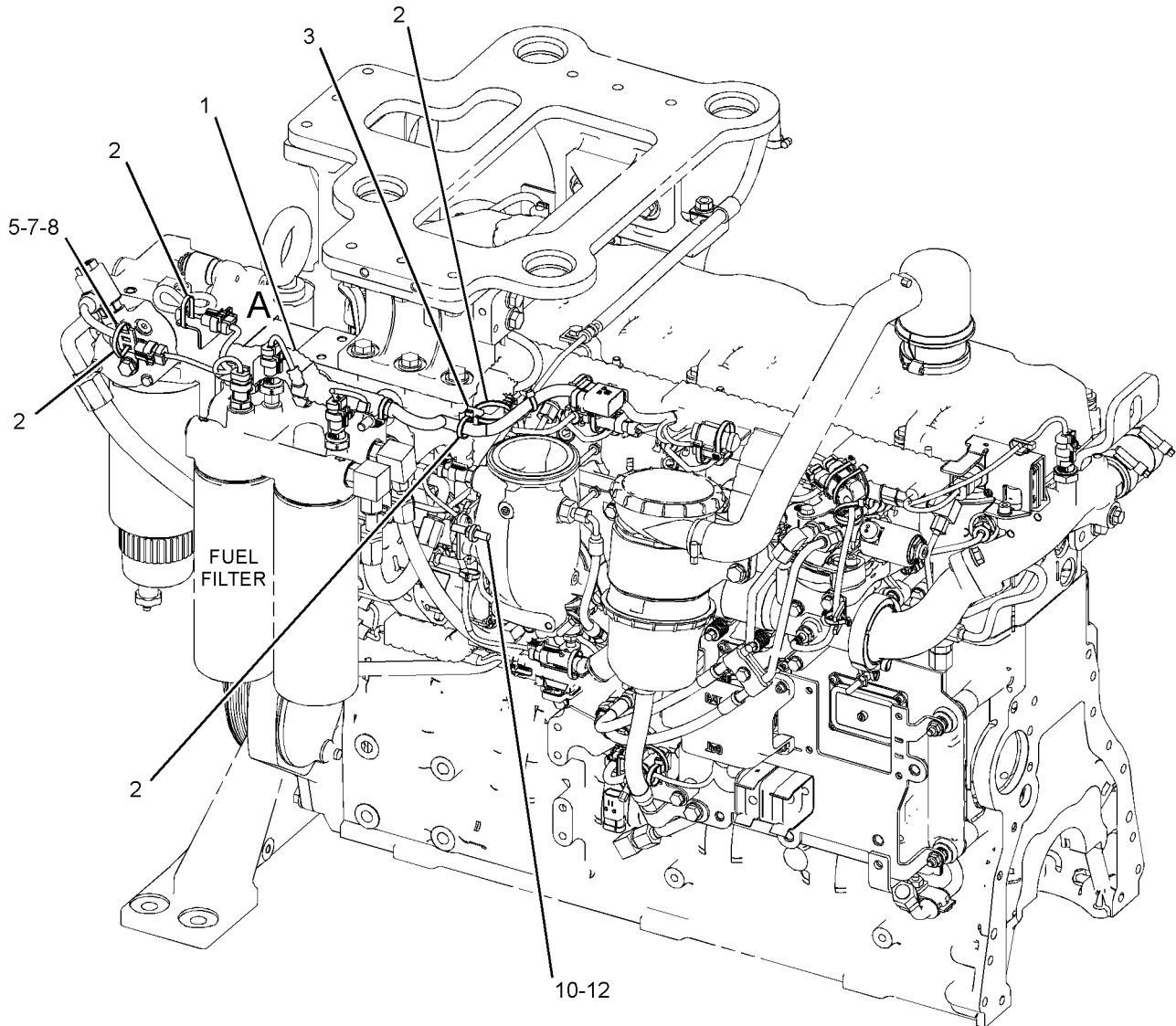
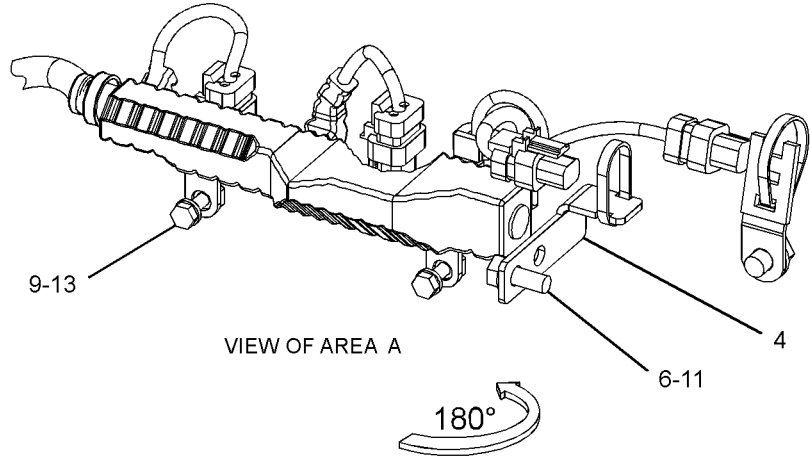
Y-SEPARATE ILLUSTRATION



# ELECTRICAL AND STARTING SYSTEM

343-9081 WIRING GP-SENSOR (contd.)

i04355234



GRAPHIC #1

g02205834

<END>

# ELECTRICAL AND STARTING SYSTEM

## 367-2383 WIRING GP-SENSOR

S/N: MME1-UP

PART OF 343-9081 WIRING GP-SENSOR

SMCS - 1408

SMCS - 1900

104355232

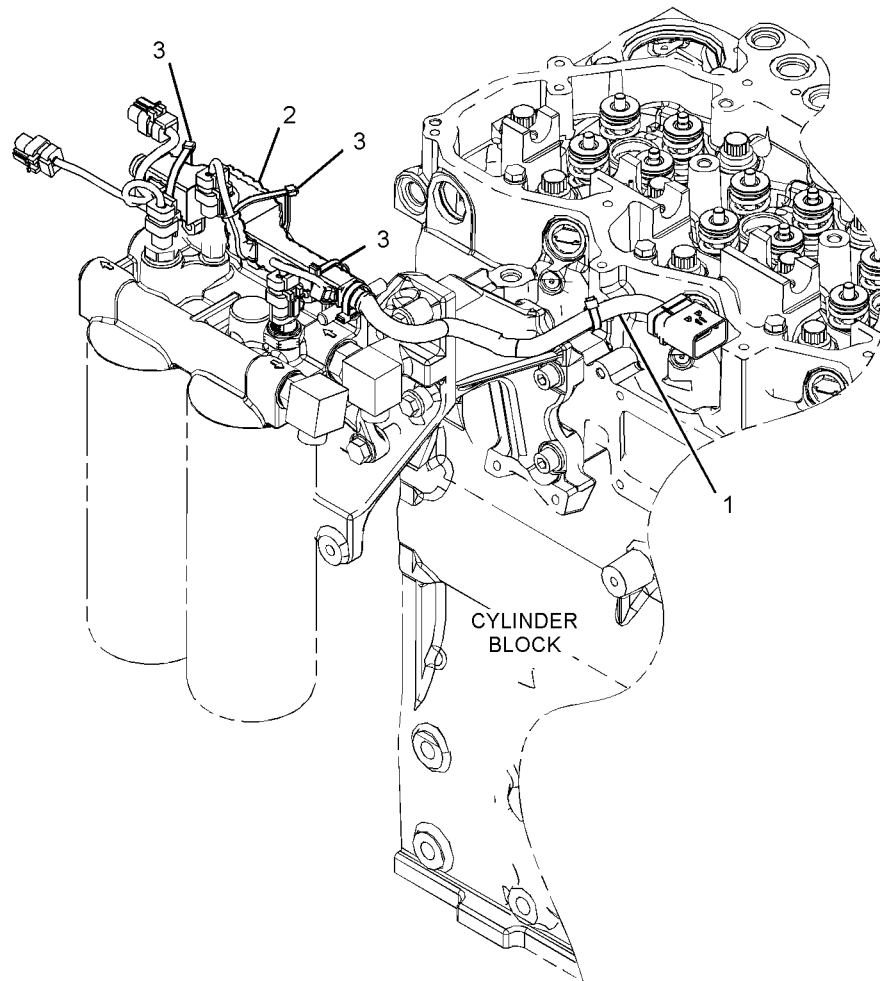
NOTE	REF NO	GRAPHIC REF	PART NUMBER	QTY	PART NAME						SEE PAGE
					1	2	3	4	5	6 (PRODUCT LEVEL)	
	1	1	349-1274	1	HARNESS AS-SENSOR						
		1	3S-2093	2	STRAP-CABLE						
		1	349-1275	2	BRACKET AS (EACH INCLUDES)						
		1	6V-9632	1	NUT-WELD (M6X1-THD)						
		1	343-9086	1	HARNESS AS-SENSOR						
		1	8T-8737	3	PLUG-SEAL						
E		1	125-7874		TUBE-HEAT SHRINK (5.72-MM DIA) (5-CM)						
E		1	125-7875		TUBE-HEAT SHRINK (7.44-MM DIA) (5-CM)						
		1	9X-3402	12	SOCKET-CONNECTOR (16-GA TO 18-GA)						
					- OR -						
		1	126-1768	12	SOCKET-CONNECTOR (14-GA TO 16-GA)						
		1	9X-3401	9	PIN-CONNECTOR (16-GA TO 18-GA)						
					- OR -						
		1	126-1767	9	PIN-CONNECTOR (14-GA TO 16-GA)						
E		1	1P-0810		TAPE-ELECTRICAL (12-CM)						
		1	230-4010	1	RECEPTACLE AS-CONNECTOR (12-PIN)						
		1	230-4011	1	PLUG AS-CONNECTOR (2-PIN)						
		1	264-7029	1	SEAL-CONNECTOR						
		1	238-8245	1	PLUG AS-CONNECTOR (2-PIN)						
		1	264-7029	1	SEAL-CONNECTOR						
		1	281-8801	1	PLUG AS-CONNECTOR (2-PIN)						
		1	264-7029	1	SEAL-CONNECTOR						
		1	281-8804	2	PLUG AS-CONNECTOR (3-PIN) (EACH INCLUDES)						
		1	264-7030	1	SEAL-CONNECTOR						
E		1	317-1204		SLEEVE (35-CM)						
	2	1	367-2384	1	COVER						
	3	1	3S-2093	3	STRAP-CABLE						

E-ORDER BY THE CENTIMETER  
M-METRIC PART

# ELECTRICAL AND STARTING SYSTEM

367-2383 WIRING GP-SENSOR (contd.)

i04355232



GRAPHIC #1

g02514698

<END>

# ELECTRICAL AND STARTING SYSTEM

## 343-9066 WIRING GP-UNIT INJECTOR

S/N: MME1-UP

FOR USE WITH UNIT INJECTORS WITHOUT BRAKE  
 CANNOT BE USED WITH UNIT INJECTORS WITH BRAKE  
 PART OF 347-0103 ENGINE AR-CORE

SMCS - 1290

SMCS - 1408

SMCS - 1900

I03865440

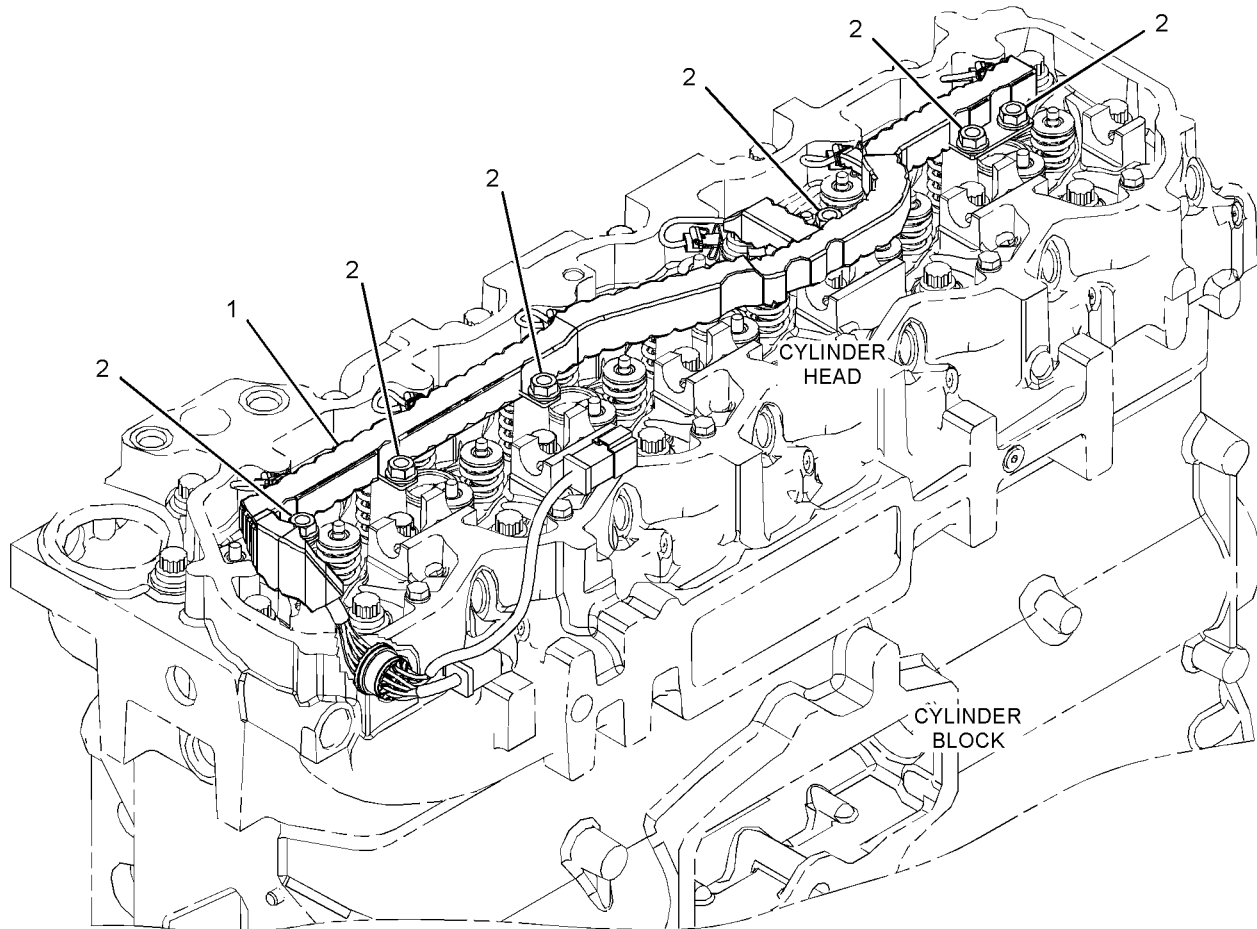
NOTE	REF NO	GRAPHIC REF	PART NUMBER	QTY	PART NAME						SEE PAGE	
					1	2	3	4	5	6 (PRODUCT LEVEL)		
	1	1	353-5939	1	HARNES AS-ENGINE							
		1	353-5940	1	HARNES AS-ENGINE							
		1	102-8805	3E-3382	1	KIT-RECEPTACLE (6-PIN) (INCLUDES RECEPTACLE AS & WEDGE)						
		1	6N-7523	1	WASHER (6.48X11.9X1.57-MM THK)							
		1	8T-8737	2	PLUG-SEAL							
		1	9G-3695	2	PLUG-SEAL							
E		1	125-7874		TUBE-HEAT SHRINK (5.72-MM DIA) (40-CM)							
E		1	125-7875		TUBE-HEAT SHRINK (7.44-MM DIA) (10-CM)							
		1	126-1766	6	SOCKET-CONNECTOR (14-GA TO 18-GA)							
		1	144-1636	4	PIN-CONNECTOR (14-GA TO 18-GA)							
		1	155-2274	155-2263	1	KIT-CONNECTING PLUG (6-PIN) (INCLUDES PLUG AS, WEDGE, & INTERFACE SEAL)						
E		1	289-5150		SLEEVE (10-CM)							
	2	1	285-6671	6	NUT-HEX FLANGE (M10X1.5-THD)							

E-ORDER BY THE CENTIMETER  
 M-METRIC PART

# ELECTRICAL AND STARTING SYSTEM

343-9066 WIRING GP-UNIT INJECTOR (contd.)

i03865440



g02149486

GRAPHIC #1

<END>

# ELECTRICAL AND STARTING SYSTEM

## 350-9180 WIRING GP-VALVE

S/N: PLR1-UP

PART OF 324-3020 CHASSIS AR

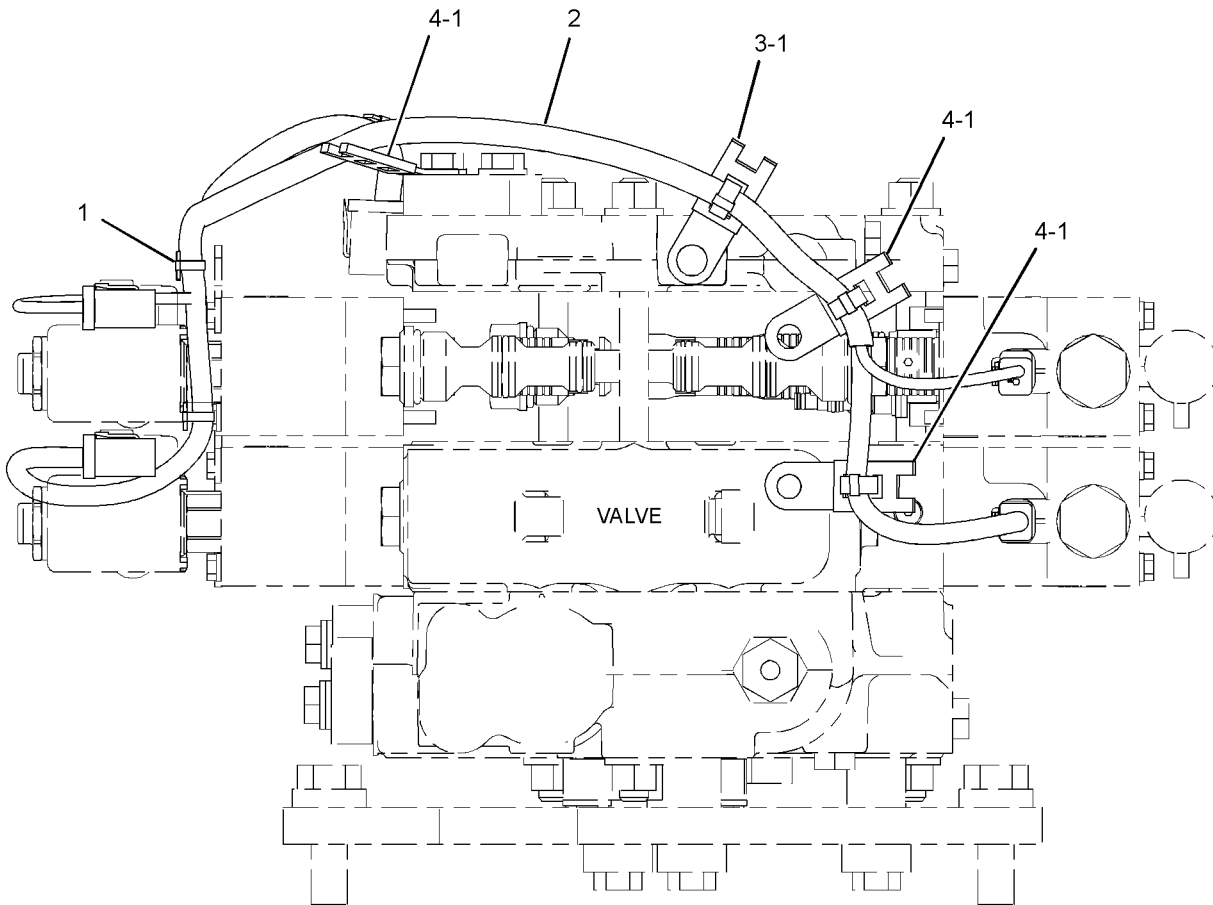
SMCS - 1408

SMCS - 5734

104020782

NOTE	REF NO	GRAPHIC REF	PART NUMBER	QTY	PART NAME						SEE PAGE	
					1	2	3	4	5	6 (PRODUCT LEVEL)		
	1	1	7K-1181	6	STRAP-CABLE							
	2	1	350-9272	1	HARNESS AS-VALVE							
		1	8T-8737	7	PLUG-SEAL							
		1	9X-3402	13	SOCKET-CONNECTOR (16-GA TO 18-GA)							
E		1	125-7875		TUBE-HEAT SHRINK (7.44-MM DIA) (5-CM)							
		1	155-2255	155-2252	1	KIT-CONNECTING PLUG (12-PIN)						
		1	155-2270	155-2269	4	KIT-CONNECTING PLUG (2-PIN) (EACH KIT INCLUDES PLUG AS, WEDGE & INTERFACE SEAL)						
	3	1	4P-7428	1	CLIP							
	4	1	4P-7581	3	CLIP							

E-ORDER BY THE CENTIMETER



g02269253

GRAPHIC #1

# POWER TRAIN

## 331-7020 ACCUMULATOR GP

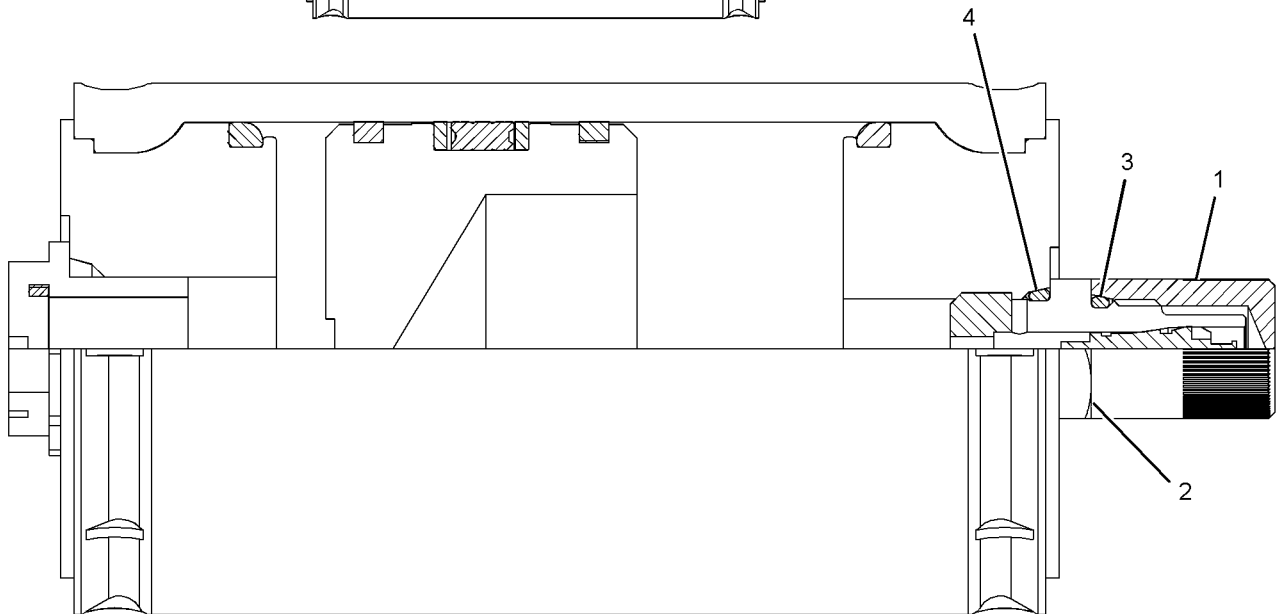
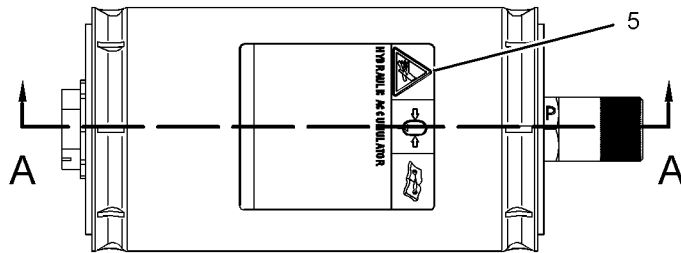
S/N: PLR1-UP

PART OF 325-0064 LINES GP-POWER TRAIN OIL

SMCS - 5077

103797549

NOTE	REF NO	GRAPHIC REF	PART NUMBER	QTY	PART NAME						SEE PAGE
					1	2	3	4	5	6 (PRODUCT LEVEL)	
	1	1	224-5132	1	CAP (GAS VALVE)						
	2	1	224-5152	1	VALVE-GAS						
	3	1	3J-7354	1	SEAL-O-RING						
	4	1	1J-9671	1	SEAL-O-RING						
	5	1	241-0037	1	FILM-WARNING (HIGH PRESSURE, READ OMM)						



SECTION A-A

g02076383

GRAPHIC #1

<END>

# POWER TRAIN

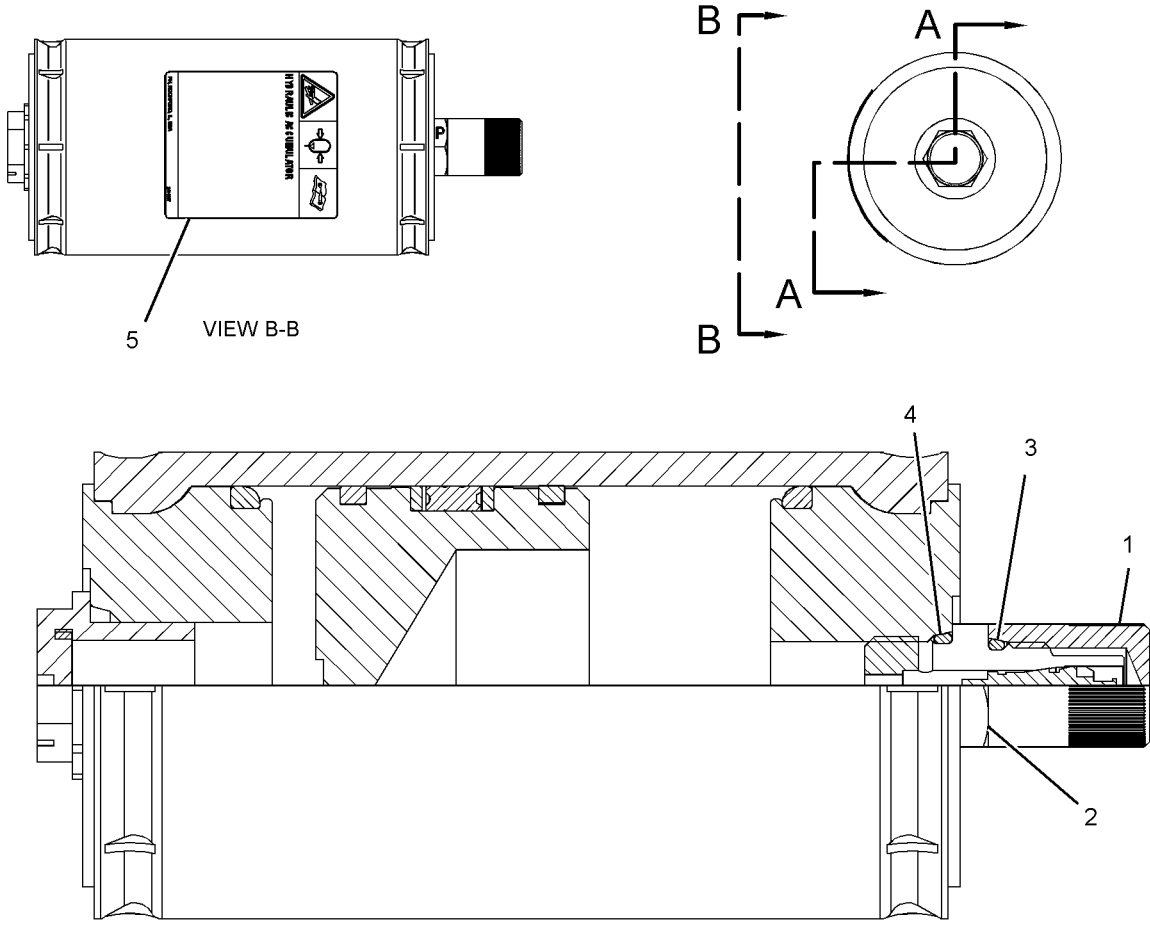
## 331-7021 ACCUMULATOR GP

S/N: PLR1-UP

SMCS - 5077

104032537

NOTE	REF NO	GRAPHIC REF	PART NUMBER	QTY	PART NAME						SEE PAGE
					1	2	3	4	5	6 (PRODUCT LEVEL)	
	1	1	224-5132	1	CAP (GAS VALVE)						
	2	1	224-5152	1	VALVE-GAS						
	3	1	3J-7354	1	SEAL-O-RING						
	4	1	1J-9671	1	SEAL-O-RING						
	5	1	241-0037	1	FILM-WARNING (HIGH PRESSURE, READ OMM)						



SECTION A-A

g02228315

GRAPHIC #1

<END>



# POWER TRAIN

## 223-0565 AXLE GP

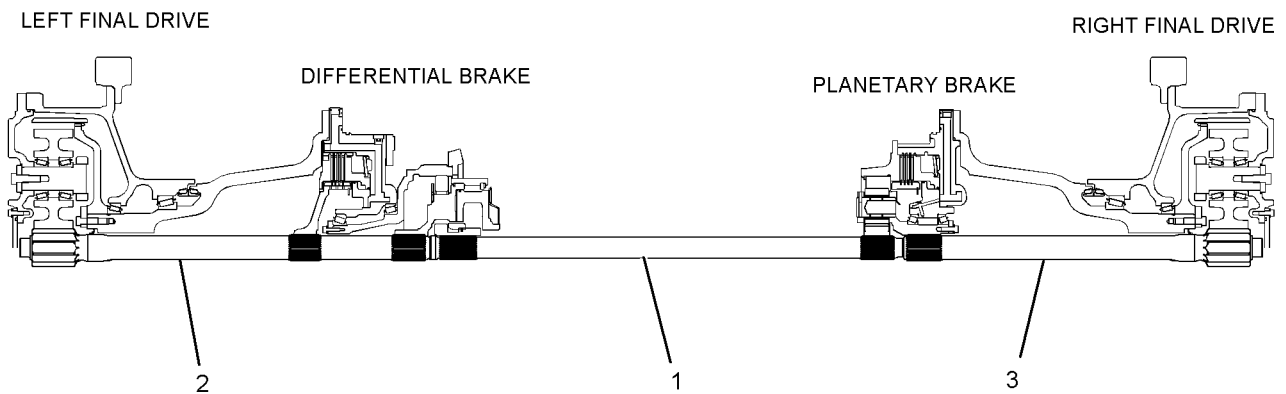
S/N: PLR1-UP

PART OF 324-3083 POWER TRAIN AR

SMCS - 3282

102418172

NOTE	REF NO	GRAPHIC REF	PART NUMBER	QTY	PART NAME						SEE PAGE
					1	2	3	4	5	6 (PRODUCT LEVEL)	
	1	1	3T-5851	1	SHAFT (FINAL DRIVE, CENTER)						
	2	1	223-0566	1	SHAFT (FINAL DRIVE, LH)						
	3	1	223-0567	1	SHAFT (FINAL DRIVE, RH)						



REAR VIEW

g01219179

GRAPHIC #1

<END>

# POWER TRAIN

## 231-5969 BRAKE & DIFFERENTIAL DRIVE GP

S/N: PLR1-UP

PART OF 324-3083 POWER TRAIN AR

SMCS - 4131

I04329054

NOTE	REF NO	GRAPHIC REF	PART NUMBER	QTY	PART NAME						SEE PAGE
					1	2	3	4	5	6 (PRODUCT LEVEL)	
	1	1	2K-5069	1	CUP-BEARING (TAPERED ROLLER)						
	2	2	2K-9295	1	BEARING AS-TAPERED ROLLER						
	3	2	3B-4124	1	CUP-BEARING (TAPERED ROLLER)						
	4	1	3S-2708	7	PIN-SPRING						
	5	1	3T-4568	3	SHAFT-PLANETARY						
	6	1	292-2016	1	GEAR AS-SUN (30/24-TEETH)						
	6A	1	290-9849	1	RING-RETAINING						
	7	1	3T-4824	4	GEAR-PLANETARY (30-TEETH)						
	8	1	3T-5021	1	CARRIER-PLANETARY						
	9	1	3T-5200	1	CARRIER-PLANETARY						
	10	1	3T-6963	1	SEAL-RING						
B	11	2	3T-9272	1	SHIM PACK (INCLUDES 8-SHIMS)						
	12	1	5M-0578	3	BEARING AS-ROLLER						
	13	1	5M-7925	4	BEARING AS-ROLLER						
	14	1	6I-8724	1	RING-LOCK						
	15	2	6P-1735	1	LOCKWASHER						
	16	2	6P-1736	1	WASHER (55.17X76.2X2.67-MM THK)						
	17	1	6T-0062	1	PLATE						
	18	1	6T-0064	4	SHAFT-PLANETARY						
	19	2	6T-0850	2	WASHER-THRUST (255X287.25X2.75-MM THK)						
	20	1	6V-0855	1	BEARING AS-TAPERED ROLLER						
		1	8T-0072	1	CONE-BEARING						
	21	2	6V-7646	3	WASHER-HARD (7.2X25X2-MM THK)						
	22	1	6Y-0926	3	GEAR-PLANETARY (23-TEETH)						
	23	1	6Y-0984	1	GEAR-RING (75-TEETH)						
	24	2	6Y-2704	1	SPRING-DISC						
	25	2	6Y-9373	4	DISC-FRICTION						
	26	1	7G-1596	1	RING-RETAINING						
	27	2	7H-4566	2	CUP-BEARING (TAPERED ROLLER)						
	28	2	7T-1885	1	RING						
	29	2	7T-6994	3	PLATE-CLUTCH & BRAKE						
	30	1	7T-8130	1	RING-RETAINING						
	31	2	7T-9788	1	HUB						
	32	2	214-3573	1	PISTON						
	33	2	7T-9837	1	PLATE						
	34	1	8E-8307	6	DISC-THRUST						
	35	1	8E-8310	8	DISC-THRUST						
	36	2	9B-0576	1	LOCKNUT-BEARING						
	37	1	9W-1571	1	SLINGER						
B	38	2	9W-2853	1	SHIM PACK (INCLUDES 21-SHIMS)						
	41	1	9W-6102	1	GEAR-RING (84-TEETH)						
	42	1	9W-6103	1	RING-THRUST						
	43	2	005-4834	2	BEARING AS-TAPERED ROLLER						
	44	1	136-1595	1	HOUSING-ROTATING						
	45	2	7T-9832	1	RETAINER						
	46	2	216-6371	1	CARRIER						
	47	2	217-2293	1	RETAINER						
	48	1	226-4462	1	GEAR-BEVEL (74-TEETH)						
	49	2	226-4464	1	PINION-BEVEL (15-TEETH)						
	50	2	227-2451	1	HOUSING AS						
	50A	2	1A-2223	2	DOWEL						
	50B	2	5P-8245	12	WASHER-HARD (13.5X25.5X3-MM THK)						
	50C	2	1A-1460	12	BOLT (1/2-13X2-IN)						

# POWER TRAIN

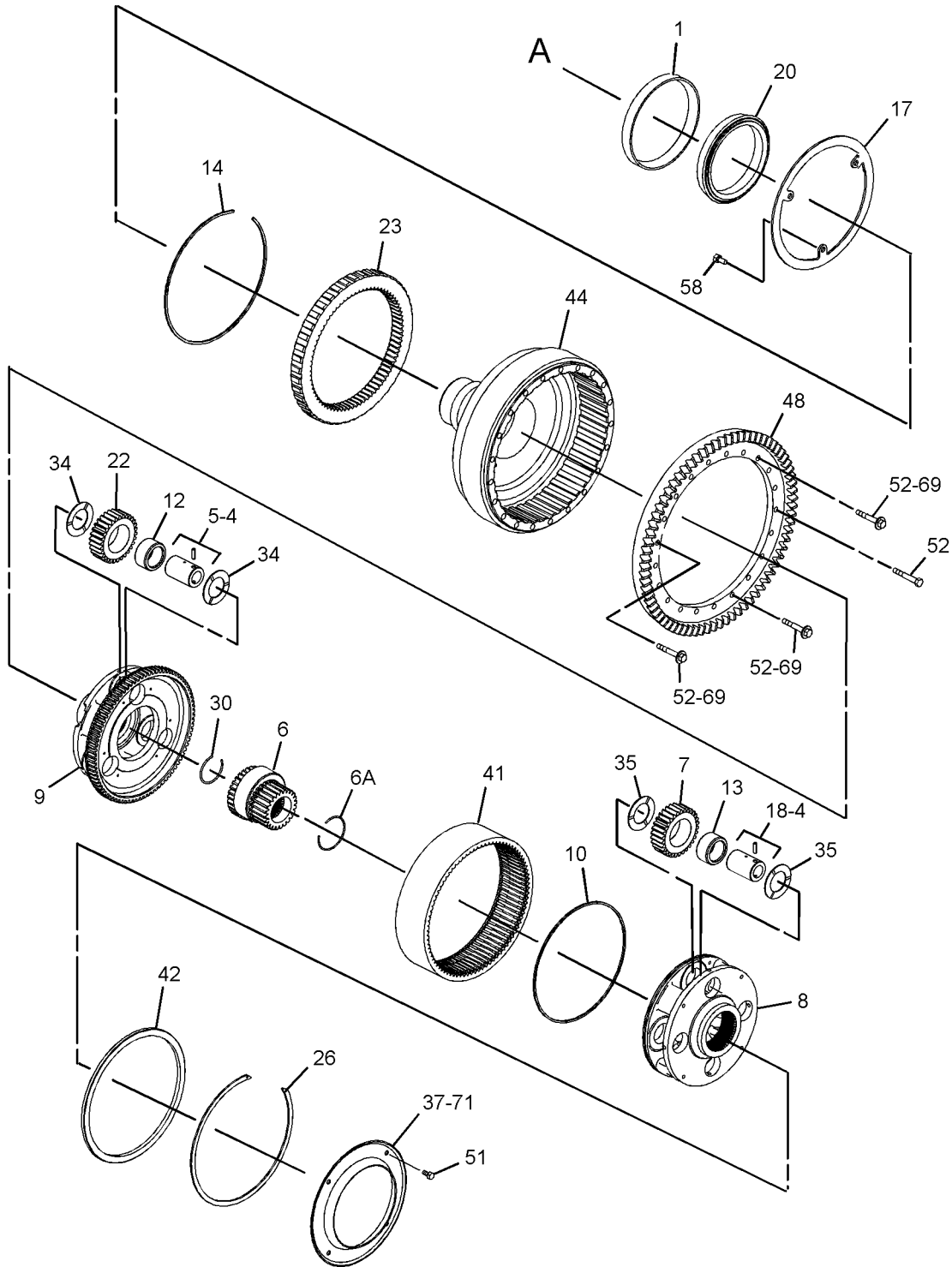
51	1	<b>030-2135</b>	4	BOLT-LOCKING (5/16-18X0.625-IN)
52	1	<b>0L-1143</b>	21	BOLT (3/8-16X2.5-IN)
53	2	<b>0S-1614</b>	3	BOLT (1/4-20X0.5-IN)
54	2	<b>1A-2029</b>	6	BOLT (3/8-16X1.125-IN)
55	2	<b>2A-4639</b>	1	BOLT (3/8-16X1.625-IN)
56	2	<b>1A-1460</b>	6	BOLT (1/2-13X2-IN)
57	2	<b>3K-0360</b>	2	SEAL-O-RING
58	1	<b>5K-9107</b>	3	BOLT-LOCKING (3/8-16X0.75-IN)
59	2	<b>5M-2894</b>	7	WASHER-HARD (10.2X18.5X2.5-MM THK)
60	2	<b>5P-8245</b>	6	WASHER-HARD (13.5X25.5X3-MM THK)
63	2	<b>6P-5317</b>	1	RING-SEAL (EXTERNAL)
64	2	<b>7W-6534</b>	4	PLUG-PIPE
66	2	<b>8M-4438</b>	1	SEAL-O-RING
67	2	<b>8P-8357</b>	1	RING-SEAL (INTERNAL)
69	1	<b>9L-9132</b>	3	WASHER (10.2X25.5X2.5-MM THK)
70	2	<b>9S-8005</b>	2	PLUG-O-RING
B	71	<b>1U-8846</b>	8C-8422	SEALANT-GASKET

B-USE AS REQUIRED

# POWER TRAIN

231-5969 BRAKE & DIFFERENTIAL DRIVE GP (contd.)

i04329054

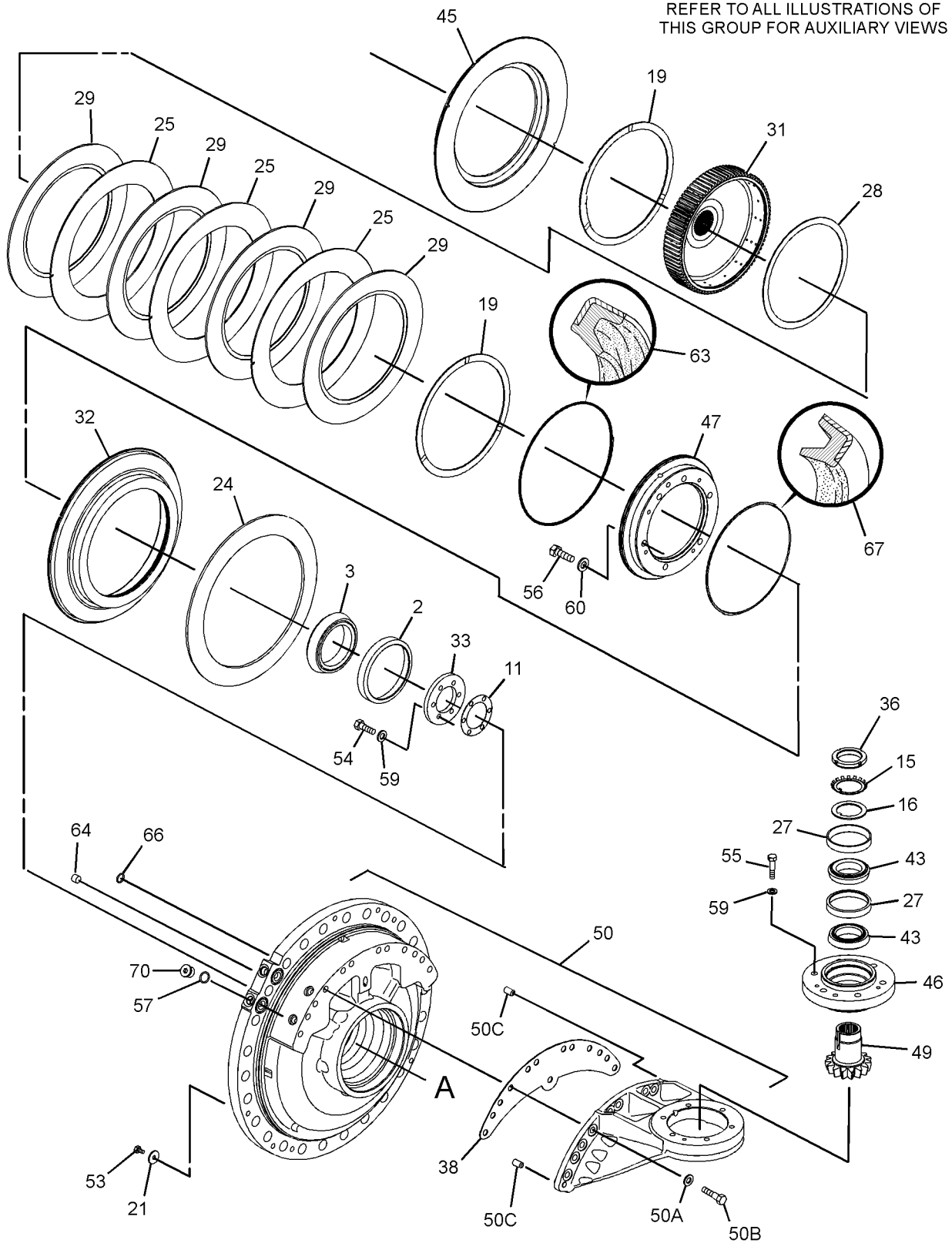


GRAPHIC #1

g01300998

# POWER TRAIN

REFER TO ALL ILLUSTRATIONS OF THIS GROUP FOR AUXILIARY VIEWS



GRAPHIC #1

<END>

g01301159

# POWER TRAIN

## 231-5990 BRAKE & PLANETARY GP

S/N: PLR1-UP

PART OF 324-3083 POWER TRAIN AR

SMCS - 4011

SMCS - 4255

I04009419

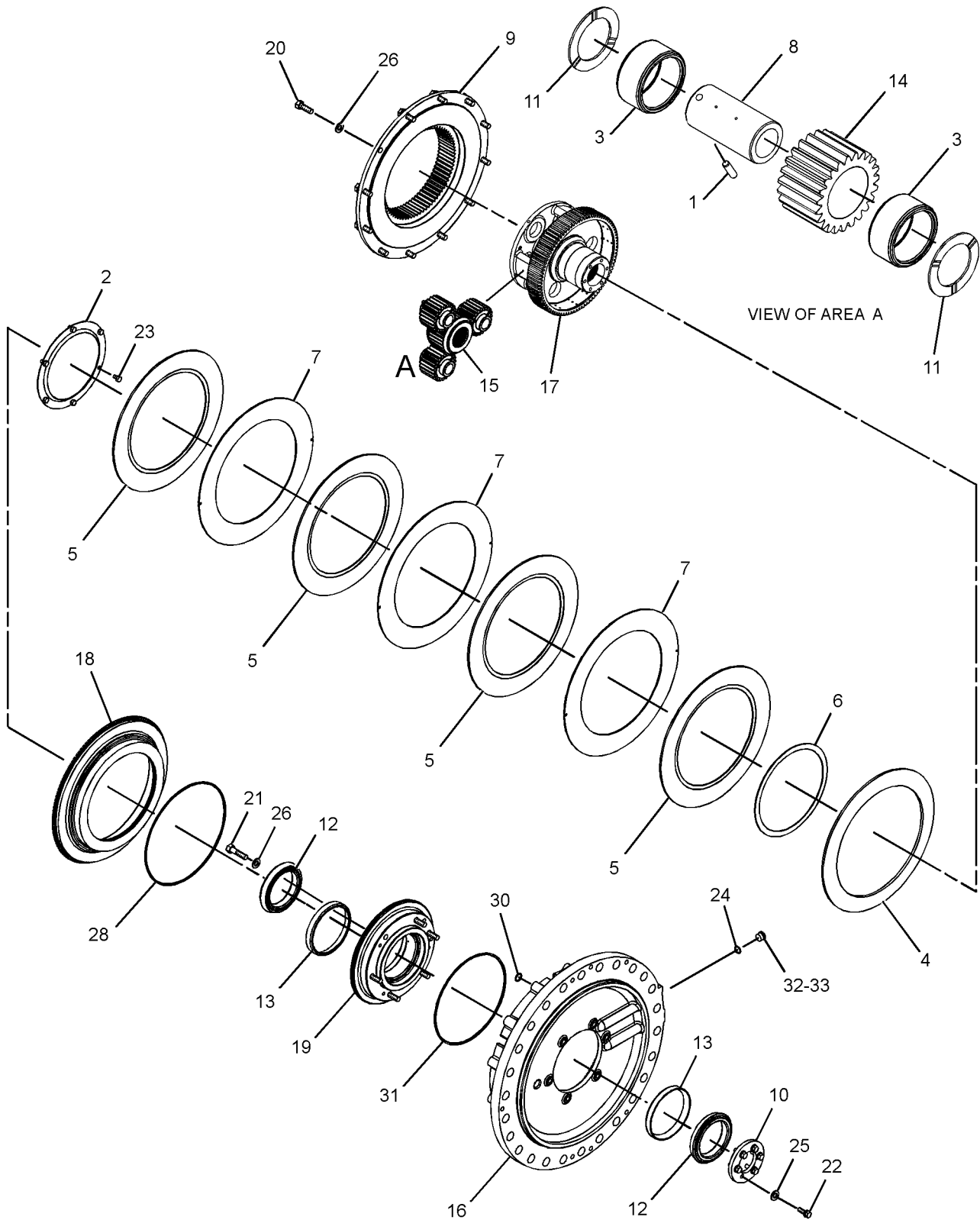
NOTE	REF NO	GRAPHIC REF	PART NUMBER	QTY	PART NAME						SEE PAGE
					1	2	3	4	5	6 (PRODUCT LEVEL)	
	1	1	3S-2708	3	PIN-SPRING						
	2	1	3T-5807	1	SLINGER						
	3	1	5M-0578	6	BEARING AS-ROLLER						
	4	1	6Y-2704	1	SPRING-DISC						
	5	1	6Y-9373	4	DISC-FRICTION						
	6	1	7T-1885	1	RING						
	7	1	7T-6994	3	PLATE-CLUTCH & BRAKE						
	8	1	7T-8136	3	SHAFT-PLANETARY						
	9	1	7T-9031	1	GEAR-RING (75-TEETH)						
	10	1	7T-9837	1	PLATE						
	11	1	8E-8307	6	DISC-THRUST						
	12	1	9W-7925	2	BEARING AS-TAPERED ROLLER						
	13	1	9W-7926	2	CUP-BEARING						
	14	1	244-2310	3	GEAR-PLANETARY (23-TEETH)						
	15	1	306-0278	1	GEAR AS-SUN (30-TEETH)						
		1	3E-4354	2	BALL						
	16	1	205-5314	1	HOUSING						
	17	1	209-7193	1	CARRIER						
	18	1	214-3573	1	PISTON						
	19	1	216-4591	1	RETAINER AS						
		1	8S-0527	1	PLUG-CUP						
	20	1	0S-1585	12	BOLT (1/2-13X1.5-IN)						
	21	1	1A-1460	6	BOLT (1/2-13X2-IN)						
	22	1	1A-2029	6	BOLT (3/8-16X1.125-IN)						
	23	1	1C-0569	6	BOLT (5/16-18X0.5-IN)						
	24	1	3K-0360	2	SEAL-O-RING						
	25	1	5M-2894	6	WASHER-HARD (10.2X18.5X2.5-MM THK)						
	26	1	5P-8245	18	WASHER-HARD (13.5X25.5X3-MM THK)						
	28	1	6P-5317	1	RING-SEAL (EXTERNAL)						
	30	1	8M-4438	1	SEAL-O-RING						
	31	1	8P-8357	1	RING-SEAL (INTERNAL)						
	32	1	9S-8005	2	PLUG-O-RING						
B	33	1	1U-8846		SEALANT-GASKET						

B-USE AS REQUIRED

# POWER TRAIN

231-5990 BRAKE & PLANETARY GP (contd.)

i04009419



GRAPHIC #1

g02185773

<END>

# POWER TRAIN

## 354-0153 CASE & PARTS GP-PLANETARY

S/N: K1T1-UP

PART OF 354-0148 TRANSMISSION AR

SMCS - 3030

SMCS - 3064

SMCS - 3160

I04158255

NOTE	REF NO	GRAPHIC REF	PART NUMBER	QTY	PART NAME						SEE PAGE
					1	2	3	4	5	6 (PRODUCT LEVEL)	
	1	2	5K-9246	1	CONNECTOR						
	2	2	5K-9988	1	TEE-INVERTED FLARED						
	3	2	6K-8498	1	TEE-FLARED						
	4	1	6V-0852	2	CAP-DUST						
	5	1	6V-1720	1	PLATE-SERIAL NUMBER (TRANSMISSION)						
	6	2	7T-8875	1	TUBE AS						
	7	2	7T-8876	1	TUBE AS						
	8	1	8S-9130	1	SCREEN-SUCTION (TRANSMISSION CASE)						
	9	1	9G-8615	1	COVER						
	10	2	9S-7710	1	ELBOW-FLARED						
	11	2	9W-4159	1	TUBE AS						
	12	2	9W-5334	1	TUBE AS						
Y	13	2	190-2278	1	CASE GP-TRANSMISSION						295
	14	1	203-2288	1	GASKET-COVER						
	15	1	326-0316	3	PLUG AS (EACH INCLUDES)						
		1	9S-6130	1	PLUG						
		1	228-7096	1	SEAL-O-RING						
	16	1	354-0163	1	COVER-TRANSMISSION						
	17	1	354-0166	1	COVER						
	18	2	061-9455	1	SEAL-O-RING						
	19	2	0S-1585	21	BOLT (1/2-13X1.5-IN)						
	20	2	0T-0102	1	BOLT (3/8-16X0.625-IN)						
	21	1	164-5567	2	COUPLER AS-QUICK DISCONNECT (MALE) (EACH INCLUDES)						
		1	6V-3965	1	FITTING (QUICK DISCONNECT)						
		1	214-7568	1	SEAL-O-RING						
	22	1	319-6231	1	PLUG AS						
		1	9S-4183	1	PLUG						
		1	238-5082	1	SEAL-O-RING						
	23	1	3S-7781	1	GASKET						
	24	1	4H-5440	1	COVER						
	25	2	5M-2894	1	WASHER-HARD (10.2X18.5X2.5-MM THK)						
	26	2	5P-4057	1	SEAL-O-RING						
	27	2	5P-5846	2	SEAL-O-RING						
	28	2	5P-8245	21	WASHER-HARD (13.5X25.5X3-MM THK)						
	29	2	5P-8998	1	FITTING						
	30	2	7J-8611	1	ELBOW-PIPE						
	31	2	7B-1597	8H-1603	1						CLIP
	32	1	8M-2530	4	BOLT-12 POINT HEAD (1/2-13X1.25-IN)						
	33	1	8P-0058	1	GASKET-COVER						
	34	1	8T-4196	13	BOLT (M10X1.5X35-MM)						
	35	1	9X-2125	10	BOLT-LOCKING (M10X1.5X25-MM)						

M-METRIC PART

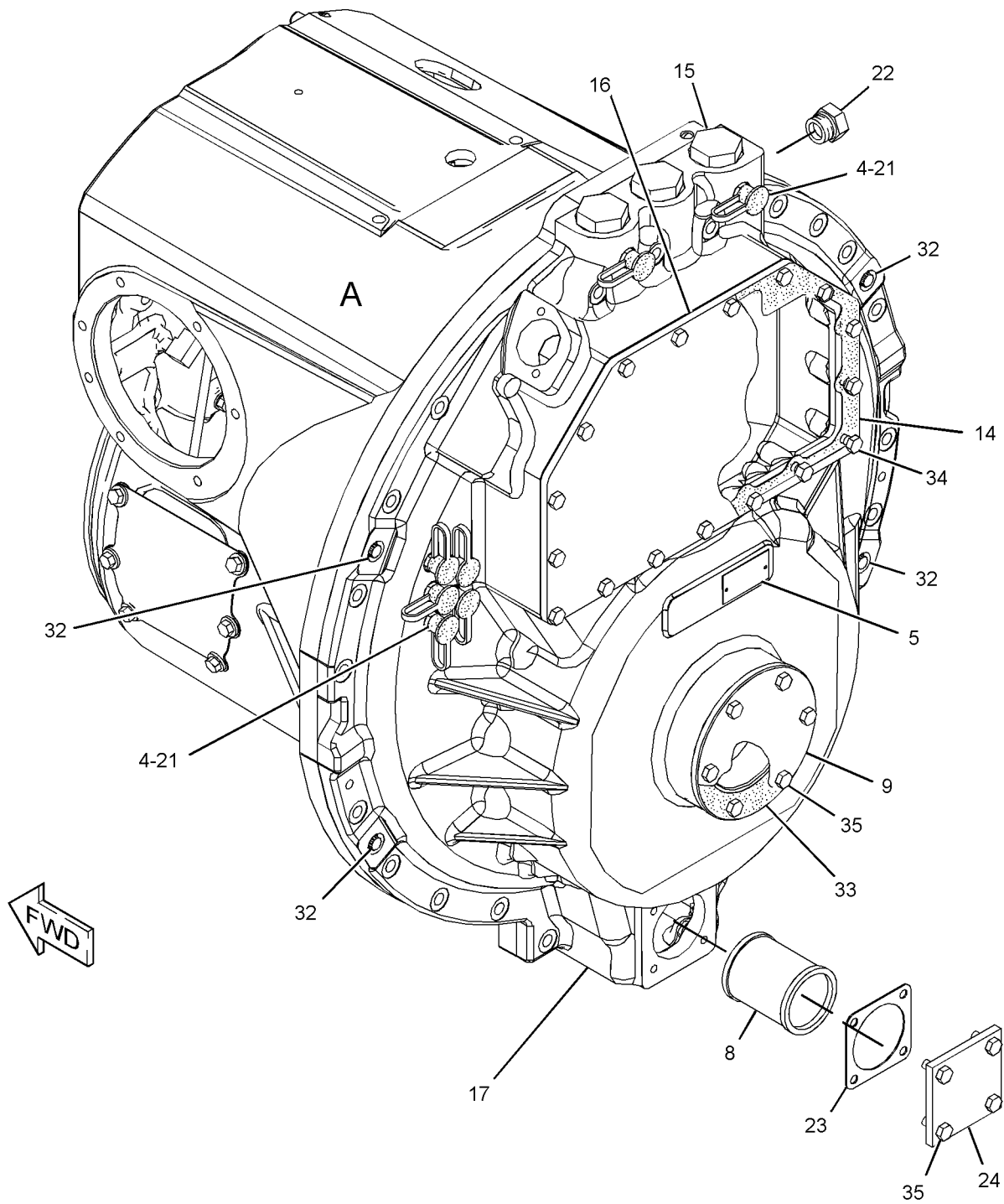
Y-SEPARATE ILLUSTRATION



# POWER TRAIN

354-0153 CASE & PARTS GP-PLANETARY (contd.)

i04158255

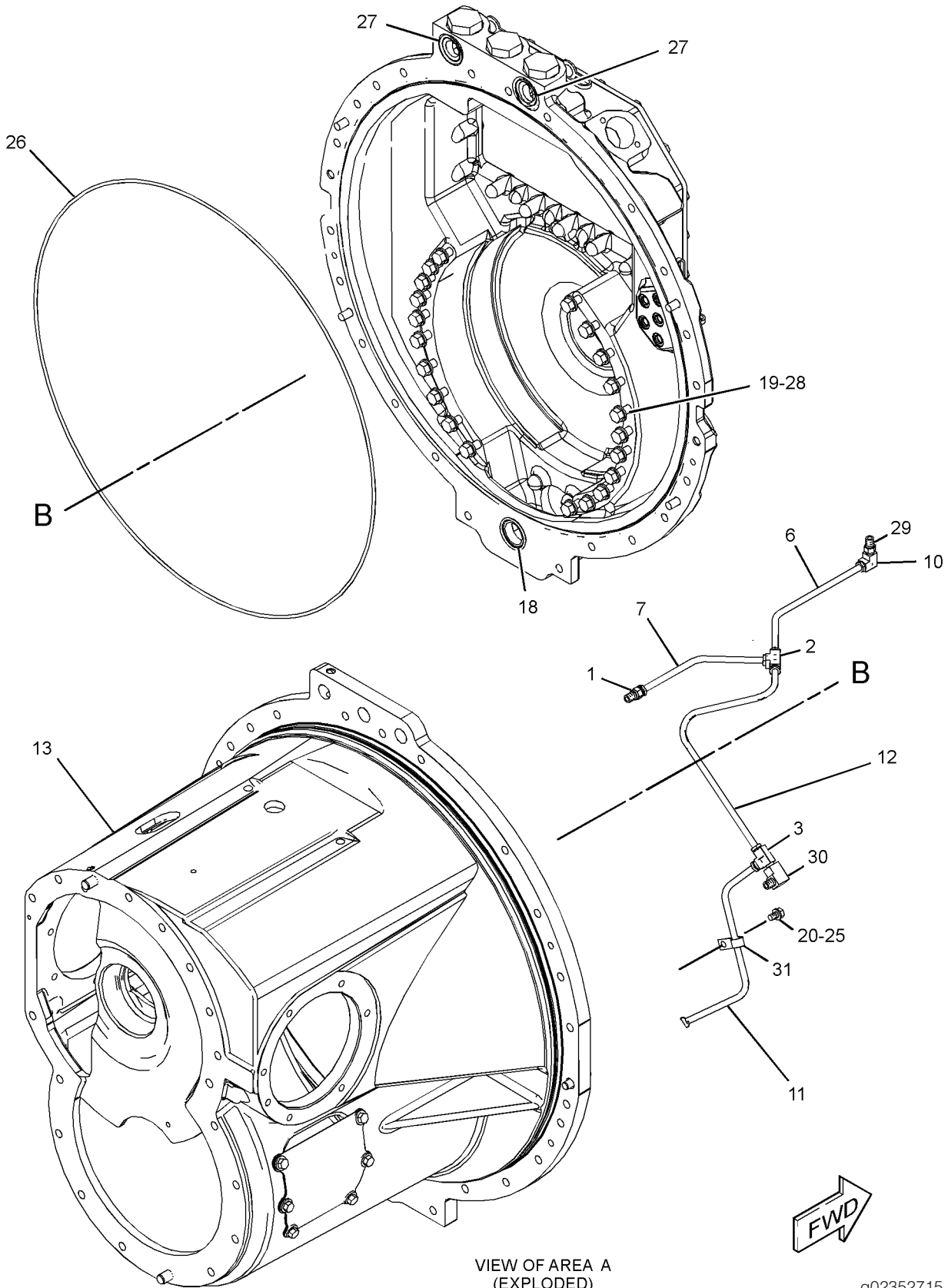


REFER TO ALL ILLUSTRATIONS OF THIS GROUP FOR AUXILIARY VIEWS

GRAPHIC #1

g02352714

# POWER TRAIN



GRAPHIC #1

<END>

g02352715

# POWER TRAIN

## 190-2278 CASE GP-TRANSMISSION

S/N: K1T1-UP

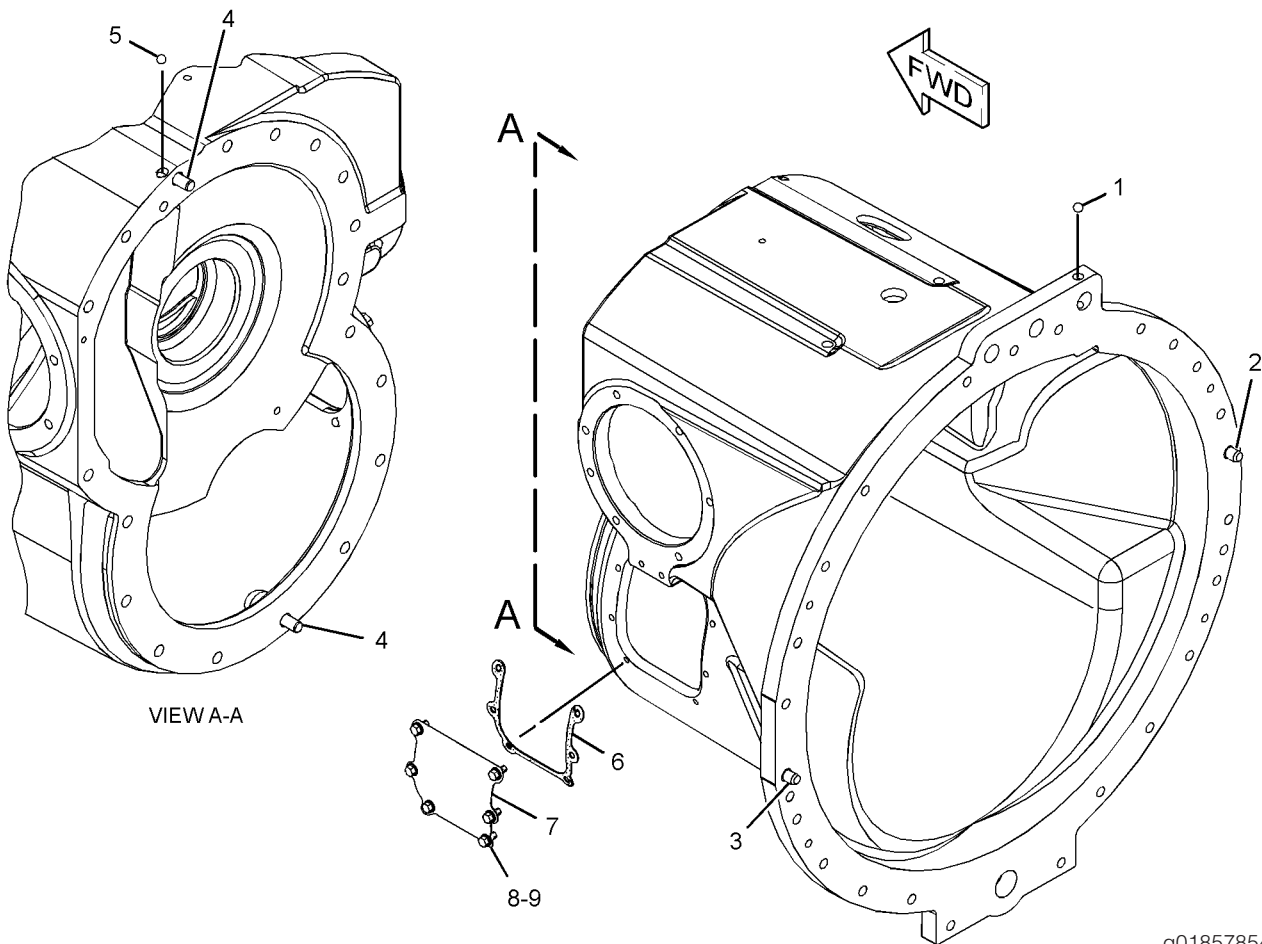
PART OF 354-0153 CASE & PARTS GP-PLANETARY

SMCS - 3064

103595802

NOTE	REF NO	GRAPHIC REF	PART NUMBER	QTY	PART NAME						SEE PAGE
					1	2	3	4	5	6 (PRODUCT LEVEL)	
	1	1	4B-9785	1	BALL						
	2	1	1A-2610	1	DOWEL						
	3	1	7M-1201	1	DOWEL						
	4	1	3F-3442	2	DOWEL						
	5	1	4B-9782	1	BALL						
	6	1	146-6669	1	GASKET						
	7	1	146-6670	1	COVER						
	8	1	9X-6458	6	WASHER-HARD (10.2X22.5X3-MM THK)						
	9	1	0S-1594	6	BOLT (3/8-16X1-IN)						
F			196-8884	1	BRACKET AS						
			8C-3334	2	RIVET-TUBULAR						
			124-9401	4	CLIP						
F			0S-1620	1	BOLT (1/2-13X0.75-IN)						
F			5P-8245	1	WASHER-HARD (13.5X25.5X3-MM THK)						

F-NOT SHOWN



g01857854

GRAPHIC #1

<END>

# POWER TRAIN

## 325-8334 CONTROL GP-STEERING & XMSN

S/N: PLR1-UP

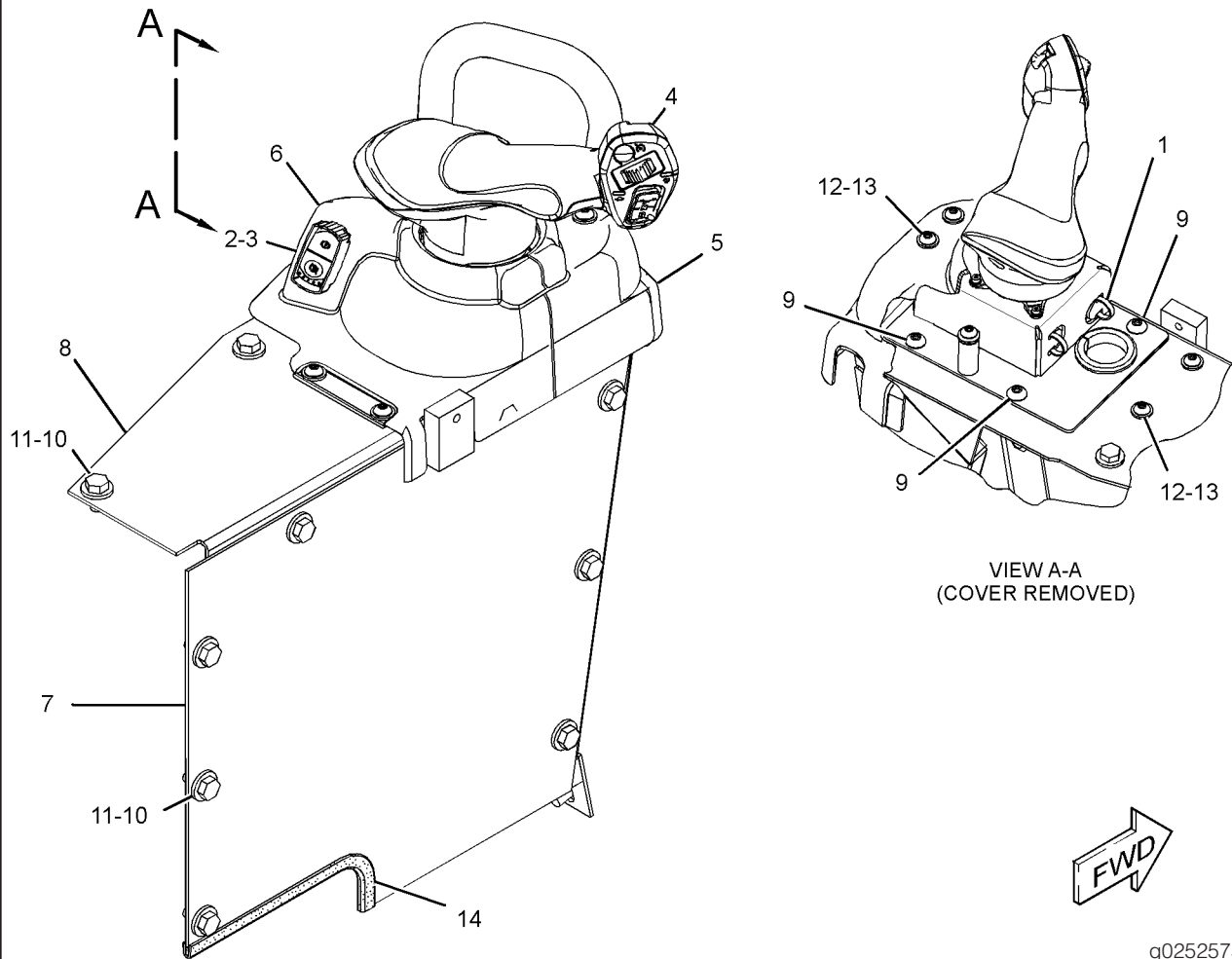
PART OF 324-3083 POWER TRAIN AR

SMCS - 4122

I04367082

NOTE	REF NO	GRAPHIC REF	PART NUMBER	QTY	PART NAME						SEE PAGE
					1	2	3	4	5	6 (PRODUCT LEVEL)	
	1	1	3S-2093	1	STRAP-CABLE						
	2	1	222-7890	1	SWITCH AS-ROCKER (PARKING BRAKE ON, OFF)						
	3	1	246-4311	1	GUARD (SWITCH)						
Y	4	1	325-8335	1	CONTROL GP-JOYSTICK (STEERING, TRANSMISSION)						543
	5	1	332-3513	1	COVER						
	6	1	332-3514	1	COVER						
	7	1	332-3537	1	COVER AS						
	8	1	332-3540	1	CONSOLE AS						
	9	1	127-2170	3	SCREW-TRUSS HEAD (M8X1.25X20-MM)						
	10	1	7X-7729	13	WASHER (11X25X3-MM THK)						
	11	1	8T-4137	13	BOLT (M10X1.5X20-MM)						
	12	1	9X-2038	5	WASHER (7X19X2-MM THK)						
	13	1	9X-2045	5	SCREW-TRUSS HEAD (M6X1X20-MM)						
E	14	1	7X-7877		STRIP-EDGING (25-CM)						

E-ORDER BY THE CENTIMETER  
M-METRIC PART  
Y-SEPARATE ILLUSTRATION



GRAPHIC #1

<END>

g02525756

# POWER TRAIN

## 354-0154 CONTROL GP-TRANSMISSION HYD

S/N: K1T1-UP

PART OF 354-0148 TRANSMISSION AR

SMCS - 3073

SMCS - 3167

104275918

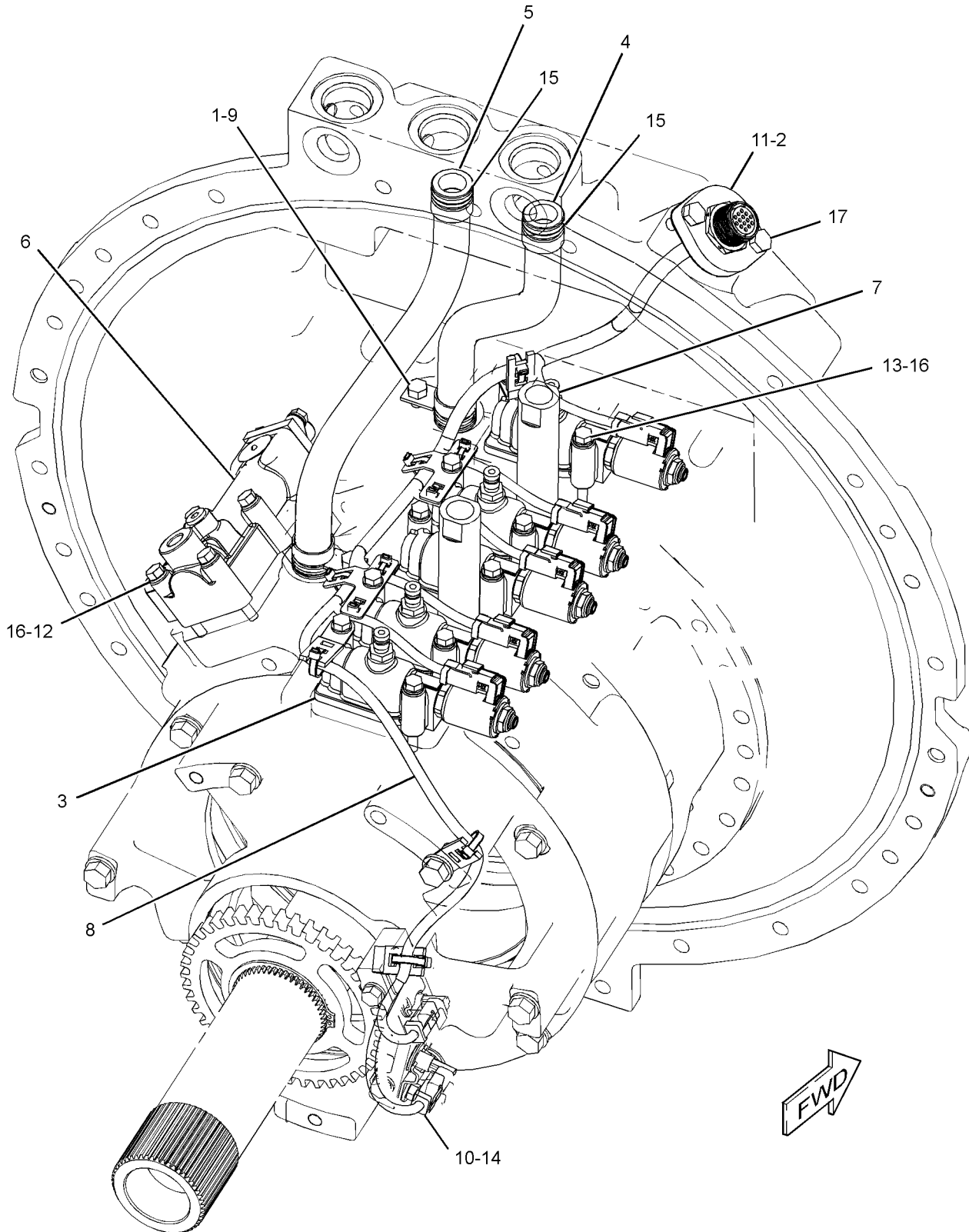
NOTE	REF NO	GRAPHIC REF	PART NUMBER	QTY	PART NAME						SEE PAGE
					1	2	3	4	5	6 (PRODUCT LEVEL)	
	1	1	5K-5120	2	STRIP						
	2	1	104-6729	1	RETAINER						
Y CONTROL)345	3	1	244-3114	5	VALVE GP-MODULATING (24-VOLT) (TRANSMISSION HYDRAULIC						
	4	1	354-0155	1	TUBE AS						
	5	1	354-0156	1	TUBE AS						
Y	6	1	354-0164	1	VALVE GP-RELIEF (MAIN)						347
	7	1	354-0165	2	DRAIN						
	8	1	354-0167	1	HARNESS AS-SENSOR						
		1	3S-2093	10	STRAP-CABLE						
		1	4P-7428	1	CLIP						
		1	4P-7581	1	CLIP						
		1	132-5789	2	CLIP						
		1	174-9603	2	PLATE						
		1	353-9828	1	HARNESS AS-TRANSMISSION						
		1	5P-80651	SEAL-O-RING							
E		1	8T-6342	TUBE-HEAT SHRINK (3.2-MM DIA) (46-CM)							
		1	9X-340214	SOCKET-CONNECTOR (16-GA TO 18-GA)							
E		1	1125-7874	TUBE-HEAT SHRINK (5.72-MM DIA) (10-CM)							
		1	250-35081	RECEPTACLE AS							
		1	125-5341	1	NUT (1-1/4-18-THD)						
		1	331-42267	KIT-CONNECTING PLUG (2-PIN) (EACH INCLUDES PLUG AS, WEDGE & INTERFACE SEAL)							
	9	1	031-0218	2	BOLT-LOCKING (3/8-16X0.5-IN)						
	10	1	0S-1621	1	BOLT (1/2-13X1-IN)						
	11	1	104-6730	1	GASKET						
	12	1	1D-4539	4	BOLT (5/16-18X2.5-IN)						
	13	1	1D-4540	10	BOLT (5/16-18X2.75-IN)						
	14	1	5P-8245	1	WASHER-HARD (13.5X25.5X3-MM THK)						
	15	1	8M-4432	4	SEAL-O-RING						
	16	1	9M-1974	14	WASHER-HARD (8.8X16X2-MM THK)						
	17	1	9X-2125	2	BOLT-LOCKING (M10X1.5X25-MM)						

E-ORDER BY THE CENTIMETER  
M-METRIC PART  
Y-SEPARATE ILLUSTRATION

# POWER TRAIN

354-0154 CONTROL GP-TRANSMISSION HYD (contd.)

i04275918



GRAPHIC #1

g02357936

<END>

# POWER TRAIN

## 349-1454 COOLER GP-TRANSMISSION OIL

S/N: MME1-UP

PART OF 364-1558 ENGINE AR-COMplete

SMCS - 1375

104113614

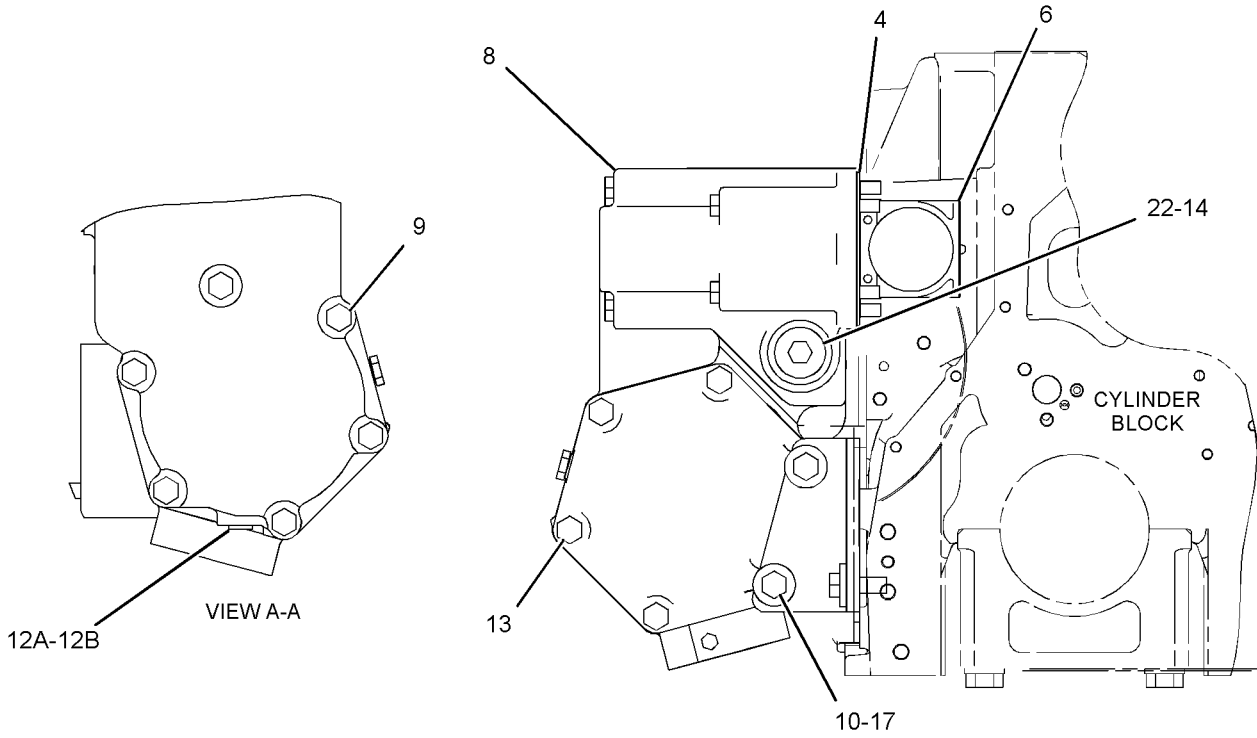
NOTE	REF NO	GRAPHIC REF	PART NUMBER	QTY	PART NAME						SEE PAGE
					1	2	3	4	5	6 (PRODUCT LEVEL)	
	1	1	2S-0795	2	GASKET						
	2	1	8M-9307	1	PLUG						
	3	1	8S-4304	1	BONNET-XMSN OIL COOLER						
	4	1	180-3907	1	SEAL-INTEGRAL						
	5	1	187-3523	1	CORE AS-OIL COOLER (TRANSMISSION)						
		1	8T-6764	1	PLUG-PIPE (1/8-27-THD)						
	6	1	198-3462	1	DIVERter						
	7	1	348-5792	1	BRACKET						
	8	1	357-1098	1	BONNET-OIL COOLER						
	9	1	136-4189	6	BOLT (M12X1.75X75-MM)						
	10	1	160-8748	2	BOLT (M12X1.75X55-MM)						
	11	1	6F-7062	1	WASHER (12.7X19.05X1.83-MM THK)						
	12	1	353-5124	1	PLUG AS						
	12A	1	6V-3250	1	SEAL-O-RING						
	12B	1	9S-8004	1	PLUG-O-RING						
	13	1	6V-3668	4	BOLT (M12X1.75X30-MM)						
	14	1	6V-5064	1	SEAL-O-RING						
	15	1	353-5126	1	PLUG AS						
	15A	1	6V-6609	1	SEAL-O-RING						
	15B	1	9S-8005	1	PLUG-O-RING						
	16	1	6V-8675	1	BOLT (M12X1.75X35-MM)						
	17	1	7D-1649	3	WASHER-HARD (13.5X32X5-MM THK)						
	18	1	8T-5030	2	BOLT (M10X1.5X120-MM)						
	19	1	8T-6854	4	BOLT (M10X1.5X200-MM)						
	20	1	9S-8004	1	PLUG-O-RING						
	21	1	9S-8005	1	PLUG-O-RING						
	22	1	9S-4181	1	PLUG-O-RING						

M-METRIC PART  
R-REMFg PART MAY BE AVAILABLE

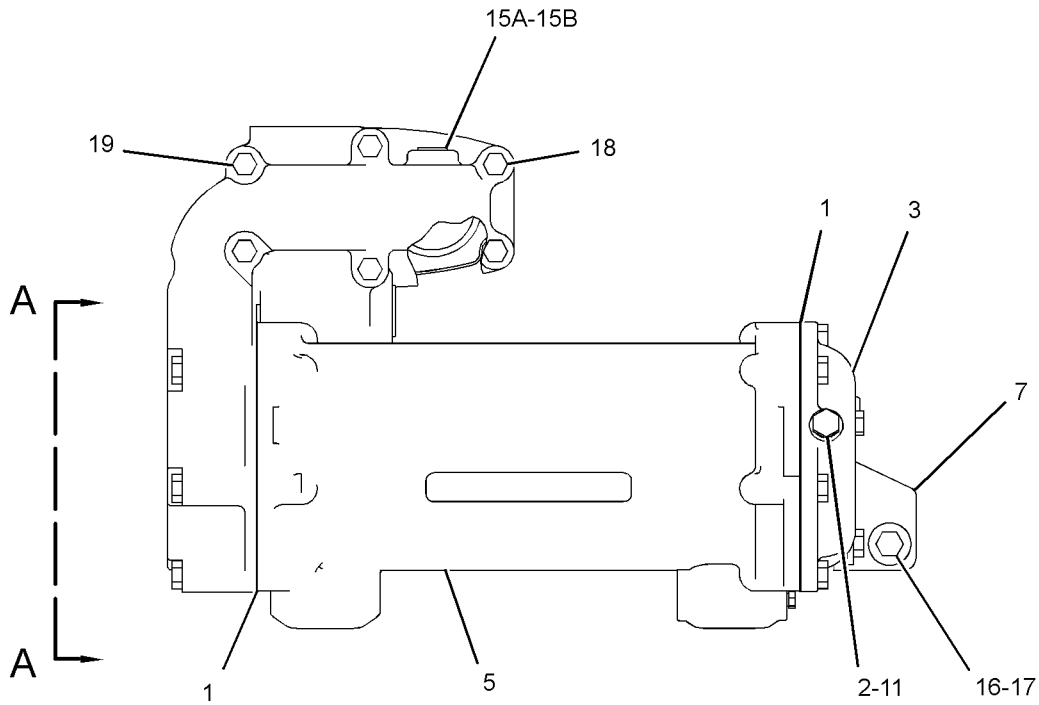
# POWER TRAIN

349-1454 COOLER GP-TRANSMISSION OIL (contd.)

i04113614



FRONT VIEW OF ENGINE



RIGHT SIDE VIEW OF ENGINE

GRAPHIC #1

g02317346

<END>



# POWER TRAIN

## 225-1506 COUPLING & GUARD GP

S/N: PLR1-UP

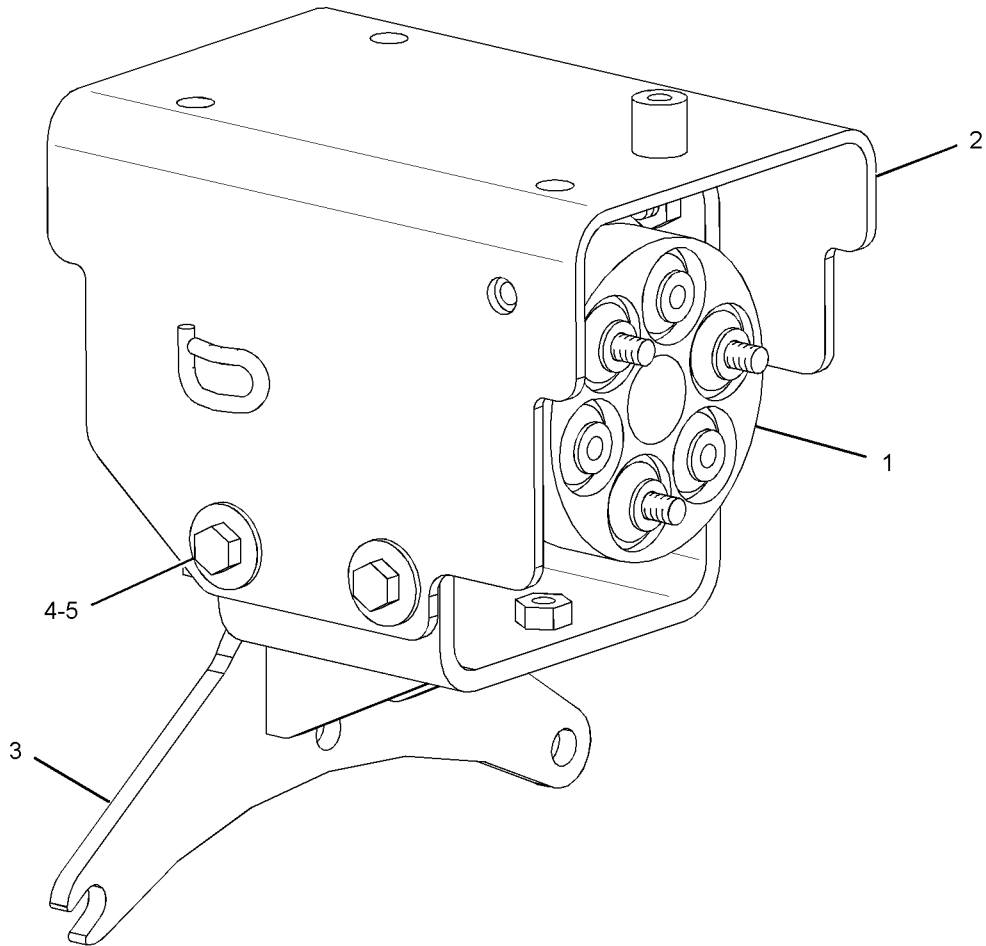
PART OF 324-3083 POWER TRAIN AR

SMCS - 3279

102696385

NOTE	REF NO	GRAPHIC REF	PART NUMBER	QTY	PART NAME						SEE PAGE
					1	2	3	4	5	6 (PRODUCT LEVEL)	
Y	1	1	227-0924	1	COUPLING GP-PUMP						302
	2	1	284-0638	1	GUARD AS						
	3	1	284-0639	1	BRACKET AS						
	4	1	8T-4222	4	WASHER-PLATED (11X32X2.5-MM THK)						
	5	1	8T-4195	4	BOLT (M10X1.5X30-MM)						

M-METRIC PART  
Y-SEPARATE ILLUSTRATION



g01362253

GRAPHIC #1

<END>

# POWER TRAIN

## 227-0924 COUPLING GP-PUMP

S/N: PLR1-UP

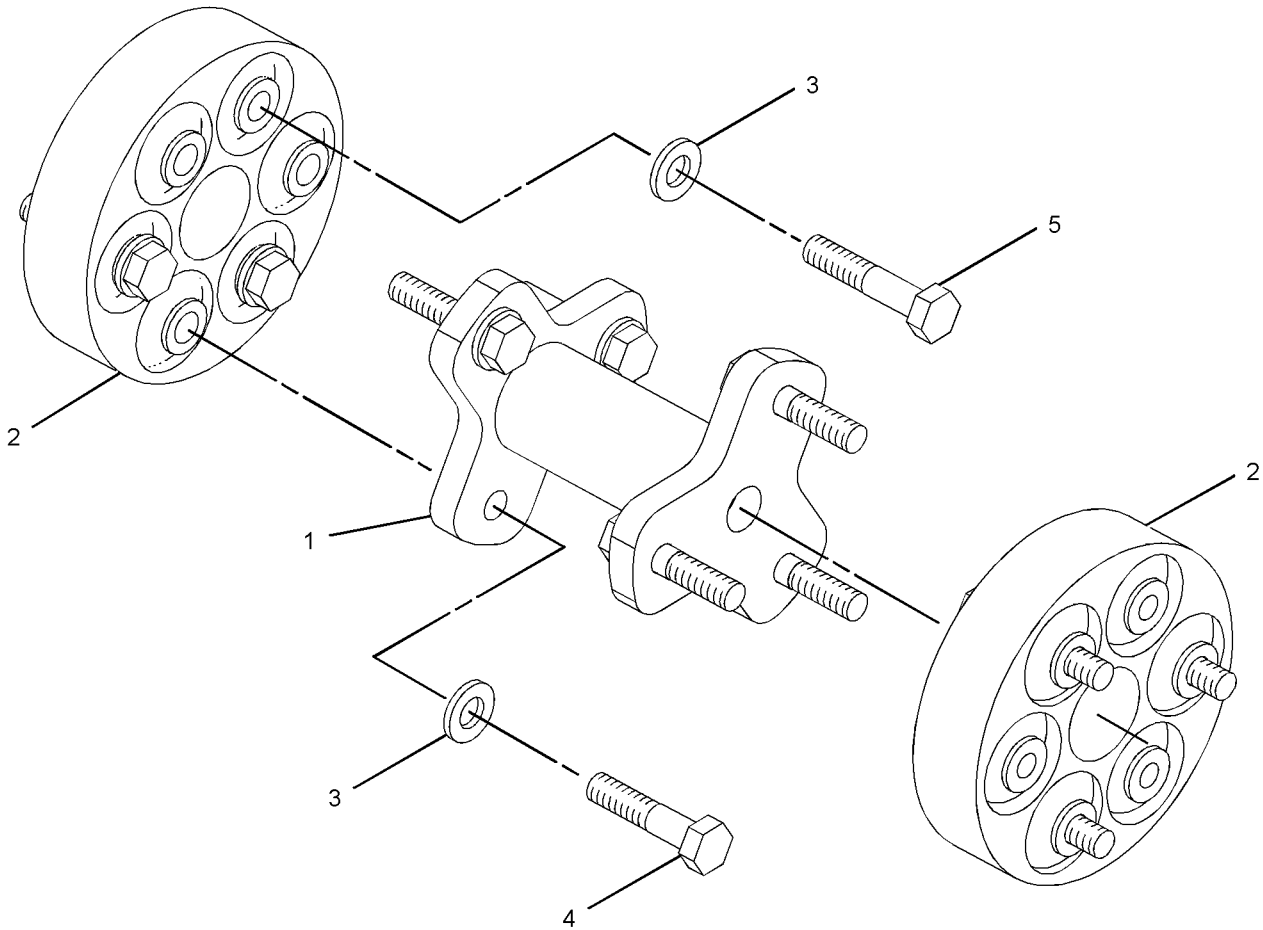
PART OF 225-1506 COUPLING & GUARD GP

SMCS - 5062

104092284

NOTE	REF NO	GRAPHIC REF	PART NUMBER	QTY	PART NAME						SEE PAGE
					1	2	3	4	5	6 (PRODUCT LEVEL)	
	1	1	198-1883	1	TUBE AS						
	2	1	211-9087	2	COUPLING AS						
	3	1	8T-4121	12	WASHER-HARD (11X21X2.5-MM THK)						
	4	1	8T-4182	6	BOLT (M10X1.5X45-MM)						
	5	1	8T-4185	6	BOLT (M10X1.5X50-MM)						

M-METRIC PART



g01208311

GRAPHIC #1

<END>

# POWER TRAIN

## 106-4150 DRAIN GP-ECOLOGY

S/N: PLR1-UP

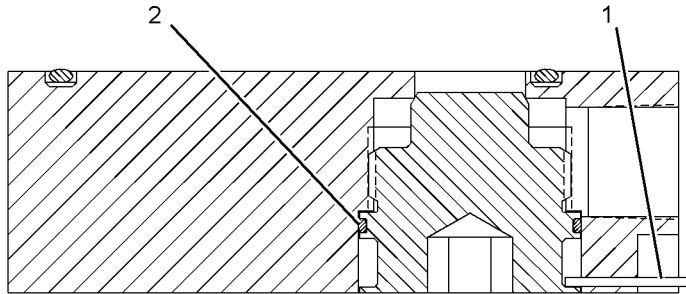
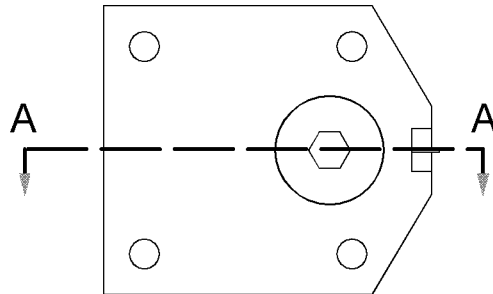
PART OF 256-9988 DRAIN GP-ECOLOGY

AN ATTACHMENT

SMCS - 3100

I04155814

NOTE	REF NO	GRAPHIC REF	PART NUMBER	QTY	PART NAME						SEE PAGE
					1	2	3	4	5	6 (PRODUCT LEVEL)	
	1	1	4N-3808	1	PIN-SPRING						
	2	1	5P-9658	1	SEAL-O-RING						



SECTION A-A

GRAPHIC #1

g02350745

<END>

# POWER TRAIN

## 256-9988 DRAIN GP-ECOLOGY

S/N: PLR1-UP  
AN ATTACHMENT  
SMCS - 3100

I03297866

NOTE	REF NO	GRAPHIC REF	PART NUMBER	QTY	PART NAME						SEE PAGE
					1	2	3	4	5	6 (PRODUCT LEVEL)	
	1	1	4B-7739	1	PLUG-DRAIN (TRANSMISSION)						
	2	1	8H-9819	1	ADAPTER-PLUG						
Y	3	1	106-4150	1	DRAIN GP-ECOLOGY (TRANSMISSION CASE)						303
	4	1	2B-0858	2	PLUG-PIPE						
	5	1	2H-3931	1	SEAL-O-RING						
	6	1	8H-9818	1	GASKET						
	7	1	8T-4136	2	BOLT (M10X1.5X25-MM)						
	8	1	8T-4185	4	BOLT (M10X1.5X50-MM)						

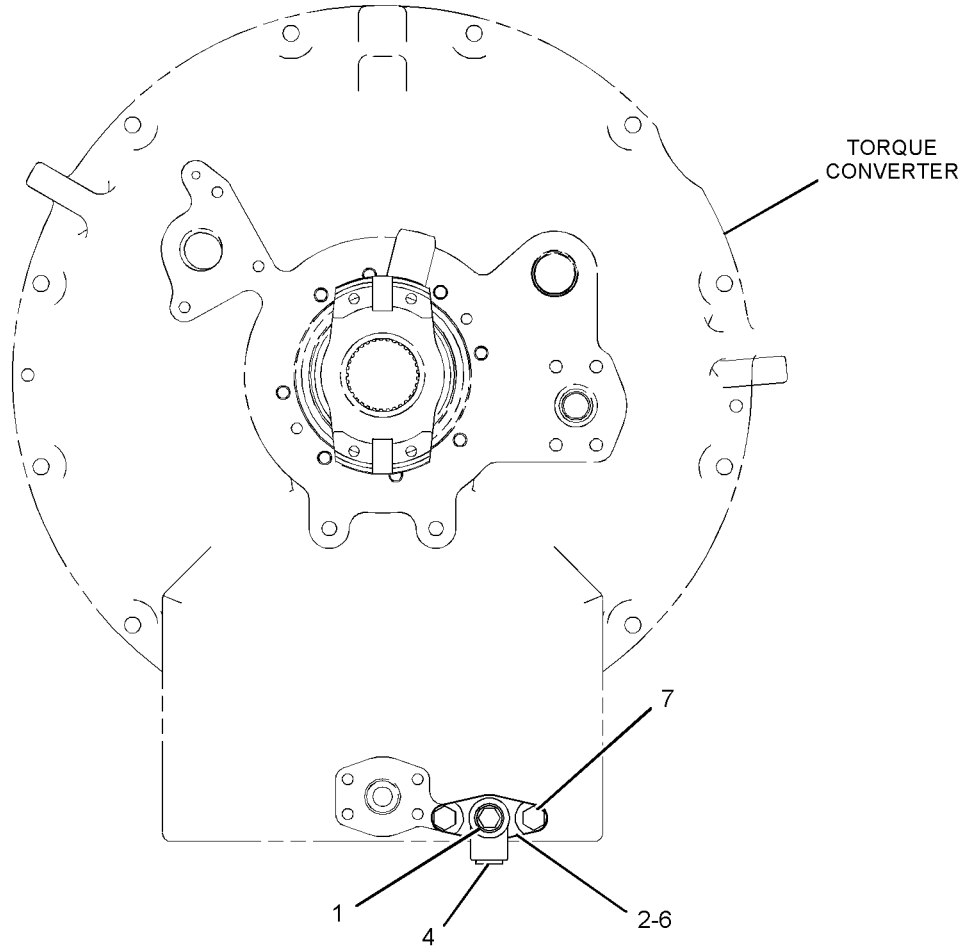
M-METRIC PART

Y-SEPARATE ILLUSTRATION

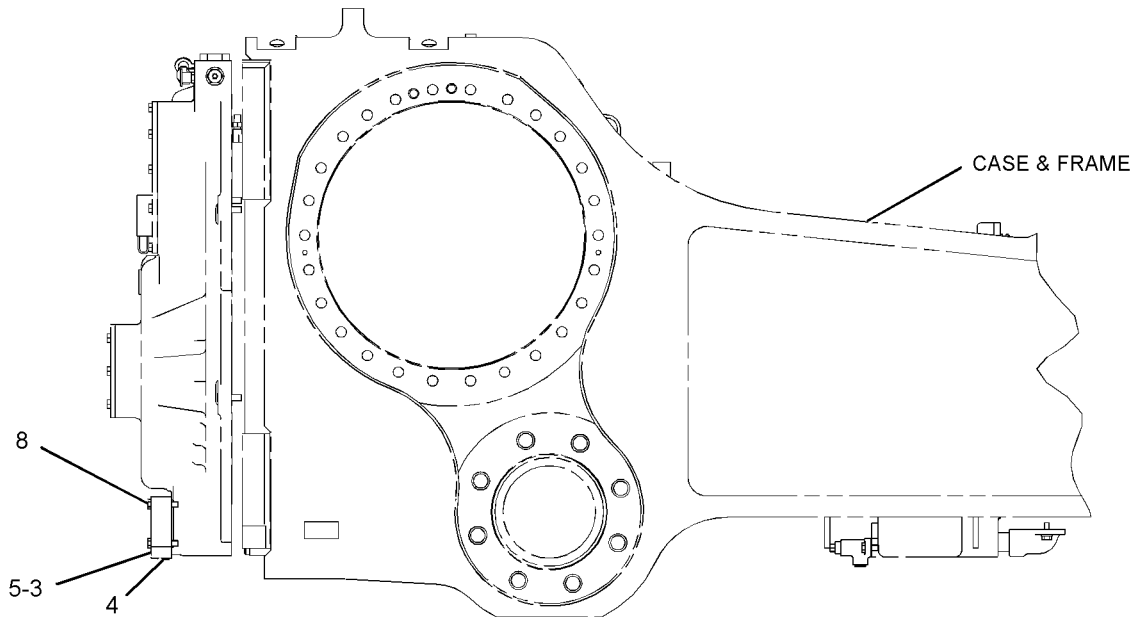
# POWER TRAIN

256-9988 DRAIN GP-ECOLOGY (contd.)

i03297866



FRONT VIEW



RIGHT SIDE VIEW

g01209353

GRAPHIC #1

<END>

# POWER TRAIN

265-2299 DRIVE GP-FINAL

# POWER TRAIN

## FINAL DRIVE GP

S/N: PLR1-UP

PART OF 324-3083 POWER TRAIN AR

SMCS - 4050

104035012

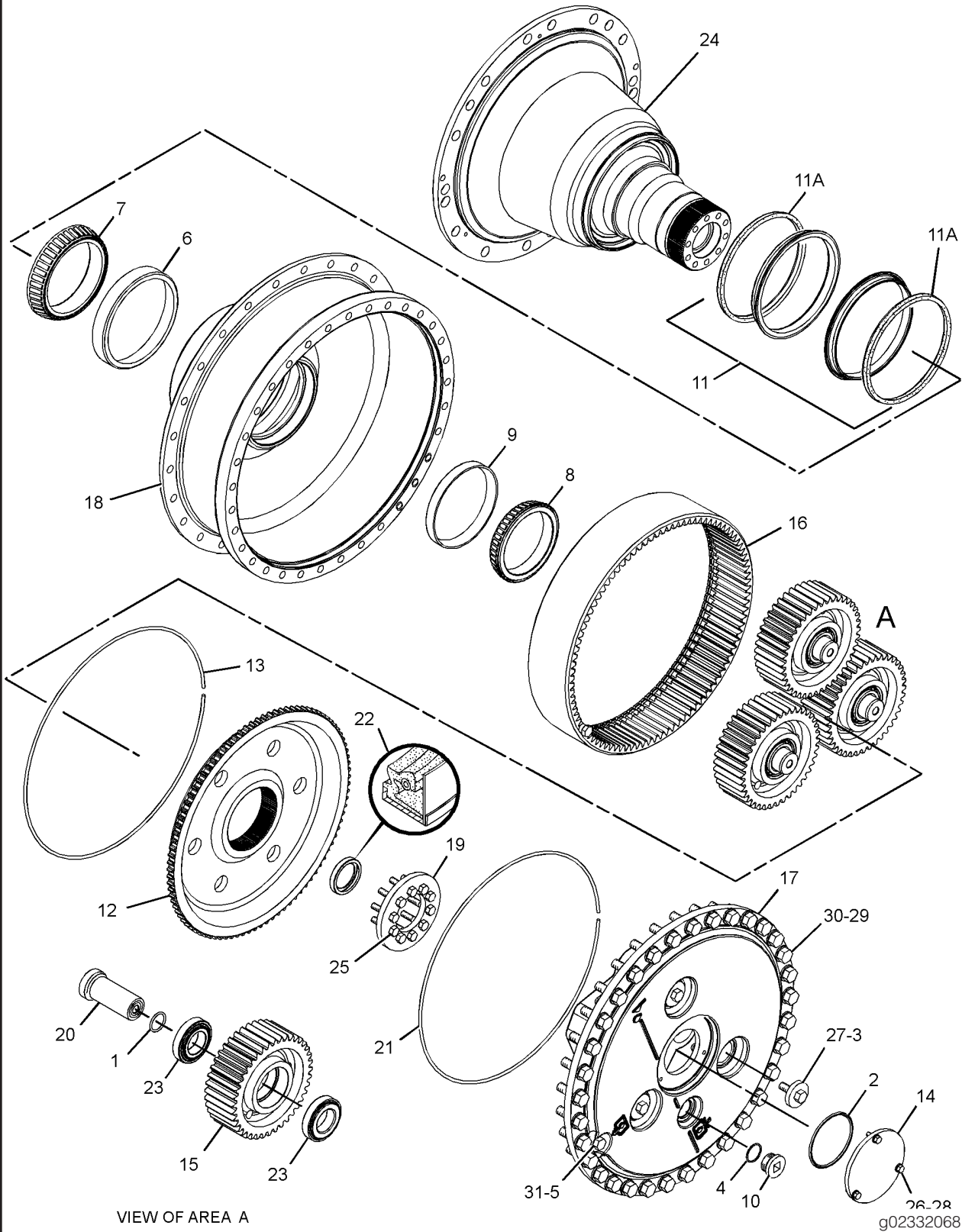
NOTE	REF NO	GRAPHIC REF	PART NUMBER	QTY	PART NAME						SEE PAGE
					1	2	3	4	5	6 (PRODUCT LEVEL)	
	1	1	1H-9696	3	SEAL-O-RING						
	2	1	1P-9005	1	SEAL-O-RING						
	3	1	2P-3696	3	RETAINER						
	4	1	2S-4078	1	SEAL-O-RING						
	5	1	3K-0360	1	SEAL-O-RING						
	6	1	6V-0327	1	CUP-BEARING (TAPERED ROLLER)						
	7	1	6V-0328	1	CONE-BEARING (TAPERED ROLLER)						
	8	1	6V-0329	1	CONE-BEARING (TAPERED ROLLER)						
	9	1	6V-0330	1	CUP-BEARING (TAPERED ROLLER)						
	10	1	6V-0439	1	PLUG-MAGNETIC (FINAL DRIVE, OIL FILL)						
	11	1	6Y-0859	1	SEAL GP-DUO-CONE						
	11A	1	1M-9011	2	RING-TORIC						
	12	1	8E-2748	1	HUB-REACTION						
	13	1	8G-8844	1	RING-LOCK						
	14	1	8G-8845	1	COVER						
	15	1	9G-8638	3	GEAR-PLANETARY (40-TEETH)						
	16	1	335-6121	1	GEAR-RING (94-TEETH)						
	17	1	9G-9175	1	CARRIER						
	18	1	9G-9180	1	HUB-SPROCKET						
	19	1	9G-9181	1	RETAINER						
	20	1	333-9410	3	SHAFT						
	21	1	9H-3360	1	SEAL-O-RING						
	22	1	269-4739	1	SEAL-LIP TYPE						
	23	1	343-6237	6	BEARING						
	24	1	222-9219	1	SPINDLE						
	25	1	2B-0947	10	BOLT (1/2-13X2.25-IN)						
	26	1	4L-6454	3	BOLT (3/8-16X1-IN)						
	27	1	7X-0346	3	BOLT (5/8-11X2-IN)						
	28	1	8T-4896	3	WASHER-HARD (10.2X18.5X2.5-MM THK)						
	29	1	8T-4994	33	WASHER-HARD (20X36.5X3.5-MM THK)						
	30	1	8T-9399	33	BOLT (3/4-10X2.25-IN)						
	31	1	9S-4185	1	PLUG-O-RING (FINAL DRIVE, OIL DRAIN)						

PARTS SHOWN IN GRAPHIC(S) WITHOUT A REFERENCE NUMBER ARE NOT SERVICED SEPARATELY

# POWER TRAIN

265-2299 DRIVE GP-FINAL (contd.)

i04035012



VIEW OF AREA A

GRAPHIC #1

26-28  
g02332068

<END>



# POWER TRAIN

## 332-8833 FILTER GP-OIL

S/N: PLR1-UP

PART OF 325-0064 LINES GP-POWER TRAIN OIL

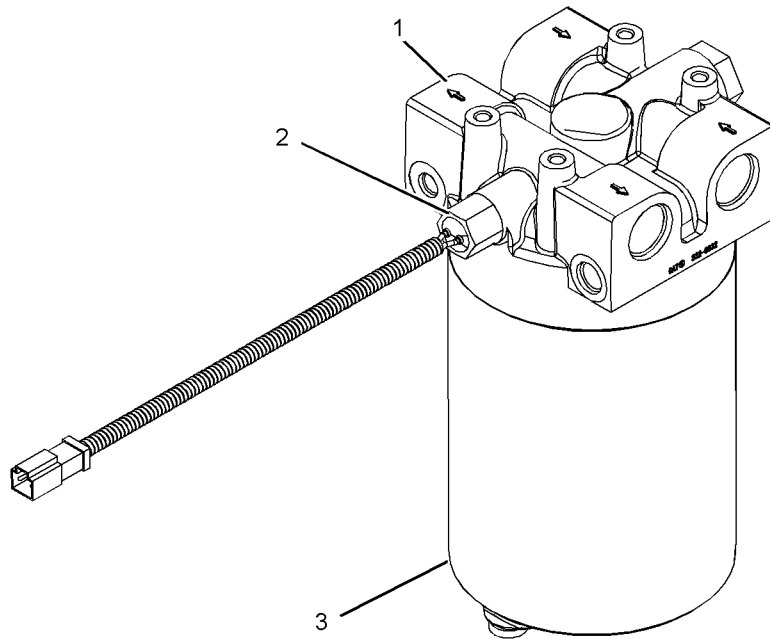
SMCS - 3004

SMCS - 3067

I04155915

NOTE	REF NO	GRAPHIC REF	PART NUMBER	QTY	PART NAME						SEE PAGE
					1	2	3	4	5	6 (PRODUCT LEVEL)	
	1	1	332-8832	1	BASE AS-OIL FILTER						
		1	5P-7701	1	SEAL-O-RING						
		1	9S-4181	1	PLUG-O-RING						
		1	114-0561	1	PLUG						
		1	206-9292	1	SEAL-O-RING						
	2	1	341-6644	1	SWITCH AS-PRESSURE (POWER TRAIN OIL)						
		1	033-6033	1	SEAL-O-RING						
		1	206-9295	1	SEAL-O-RING						
Y	3	1	353-4688	1	FILTER GP-OIL (POWER TRAIN)						310

Y-SEPARATE ILLUSTRATION



GRAPHIC #1

g02350817

<END>

# POWER TRAIN

## 353-4688 FILTER GP-OIL

S/N: PLR1-UP

PART OF 332-8833 FILTER GP-OIL

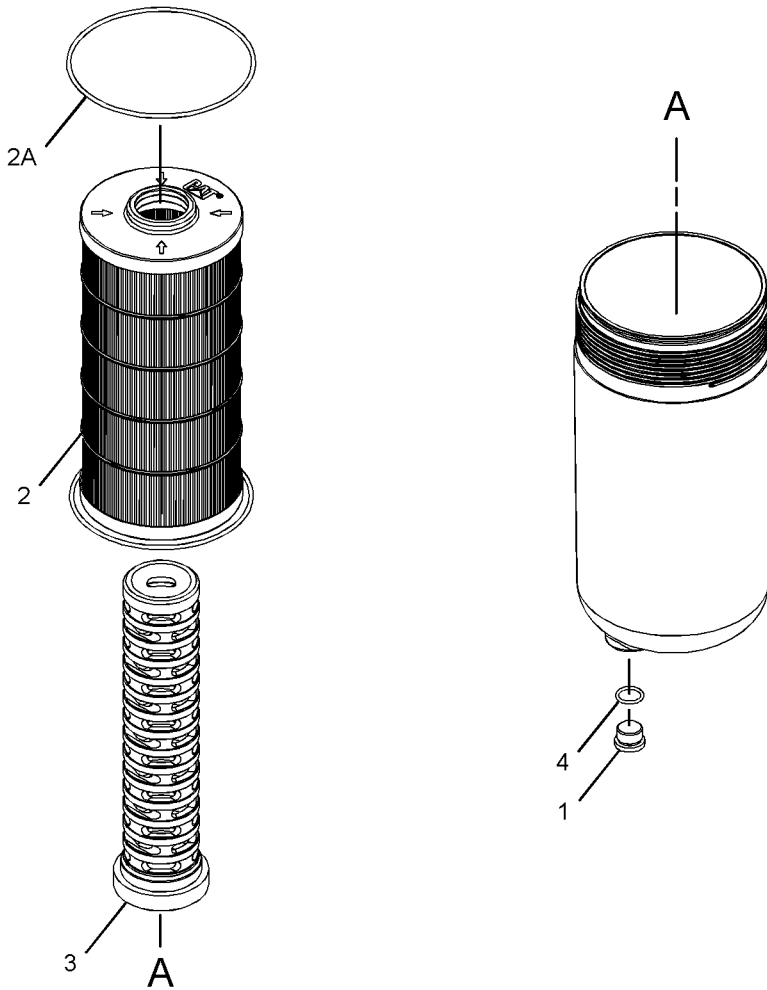
SMCS - 3004

SMCS - 3067

I04155917

NOTE	REF NO	GRAPHIC REF	PART NUMBER	QTY	PART NAME						SEE PAGE		
					1	2	3	4	5	6 (PRODUCT LEVEL)			
	1	1	9S-8005	1									
	2	1	337-5270	1									
	2A	1	095-1678	1									
	3	1	347-7407	1									
	4	1	8L-2786	1									

PARTS SHOWN IN GRAPHIC(S) WITHOUT A REFERENCE NUMBER ARE NOT SERVICED SEPARATELY



GRAPHIC #1

g02308153

<END>

# POWER TRAIN

## 244-2616 GEAR GP-BEVEL & TRANSFER

S/N: K1T1-UP

PART OF 354-0148 TRANSMISSION AR

SMCS - 3011

102428866

NOTE	REF NO	GRAPHIC REF	PART NUMBER	QTY	PART NAME						SEE PAGE
					1	2	3	4	5	6 (PRODUCT LEVEL)	
	1	1	190-2277	1	CASE AS						
		1	2D-6642	1	BALL						
B	2	1	9P-1922	1	SHIM PACK (INCLUDES 14-SHIMS)						
	3	1	9W-2992	1	CAGE-BEARING						
	4	1	6S-2828	2	CUP-BEARING						
	5	1	6S-2829	2	CONE-BEARING						
	6	1	248-0849	1	GEAR-TRANSFER (50-TEETH)						
	7	1	9W-3660	1	PINION-BEVEL (20-TEETH)						
B	8	1	9P-1921	1	SHIM PACK (INCLUDES 14-SHIMS)						
	9	1	6I-8511	1	CAGE-BEARING						
	10	1	248-0848	1	GEAR-TRANSFER (51-TEETH)						
	11	1	7H-7628	1	BEARING						
	12	1	8D-1817	2	CUP-BEARING						
	13	1	8D-1819	2	CONE-BEARING						
	14	1	216-0273	1	SEAL-LIP TYPE						
	15	1	7T-1474	1	BRACKET-ROLLER						
	16	1	6T-3852	2	ROLLER						
	17	1	6T-3853	2	SLEEVE						
	18	1	6I-8507	1	PLATE-RETAINER						
	19	1	5M-2894	4	WASHER-HARD (10.2X18.5X2.5-MM THK)						
	20	1	0S-1591	4	BOLT (3/8-16X1.5-IN)						
	21	1	7D-1649	2	WASHER-HARD (13.5X32X5-MM THK)						
	22	1	1A-5822	2	BOLT (1/2-13X2.75-IN)						
	23	1	7T-1475	1	BRACKET-ROLLER						
	24	1	5P-8247	16	WASHER-HARD (17X32X3.5-MM THK)						
	25	1	1D-4601	4	BOLT (5/8-11X8.5-IN)						
	26	1, 2	5P-8245	24	WASHER-HARD (13.5X25.5X3-MM THK)						
	27	1, 2	7B-3235	24	BOLT (1/2-13X1.375-IN)						
	28	1	0L-1169	12	BOLT (5/8-11X3.75-IN)						
	29	2	9W-5150	1	SHAFT-BEVEL GEAR						
	30	2	9P-1925	1	GEAR-BEVEL (35-TEETH)						
	31	2	5P-7592	1	RACE-ROLLER BEARING						
	32	2	4H-0019	1	RACE & ROLLER AS						
	33	2	6J-3473	1	RING-SNAP						
	34	2	7T-9946	1	CAGE-BEARING						
	35	2	9G-0832	1	DOWEL						
	36	2	0S-1897	12	BOLT (3/4-16X2.25-IN)						
	37	2	1S-1860	12	NUT-TRACK (3/4-16-THD)						
	38	2	1P-3935	2	CONE-BEARING						
	39	2	9W-8612	1	SPACER-BEARING						
	40	2	6T-0364	1	RING-RETAINING						
	41	2	1P-3934	2	CUP-BEARING						
	42	2	9P-7072	1	WASHER (90.6X115X2.5-MM THK)						
	43	2	9W-1570	1	CAGE AS-BEARING						
		2	4B-9880	1	BALL						
		2	9W-1569	1	PLUG-ORIFICE						
	44	2	6V-2404	1	LOCKWASHER-BEARING						
	45	2	1L-6957	1	LOCKNUT-BEARING						
B	46	2	9P-1478	2	SHIM PACK (INCLUDES 14-SHIMS)						
	47	1	3T-6742	1	RETAINER						
	48	1	0S-1569	1	BOLT (5/8-11X4-IN)						

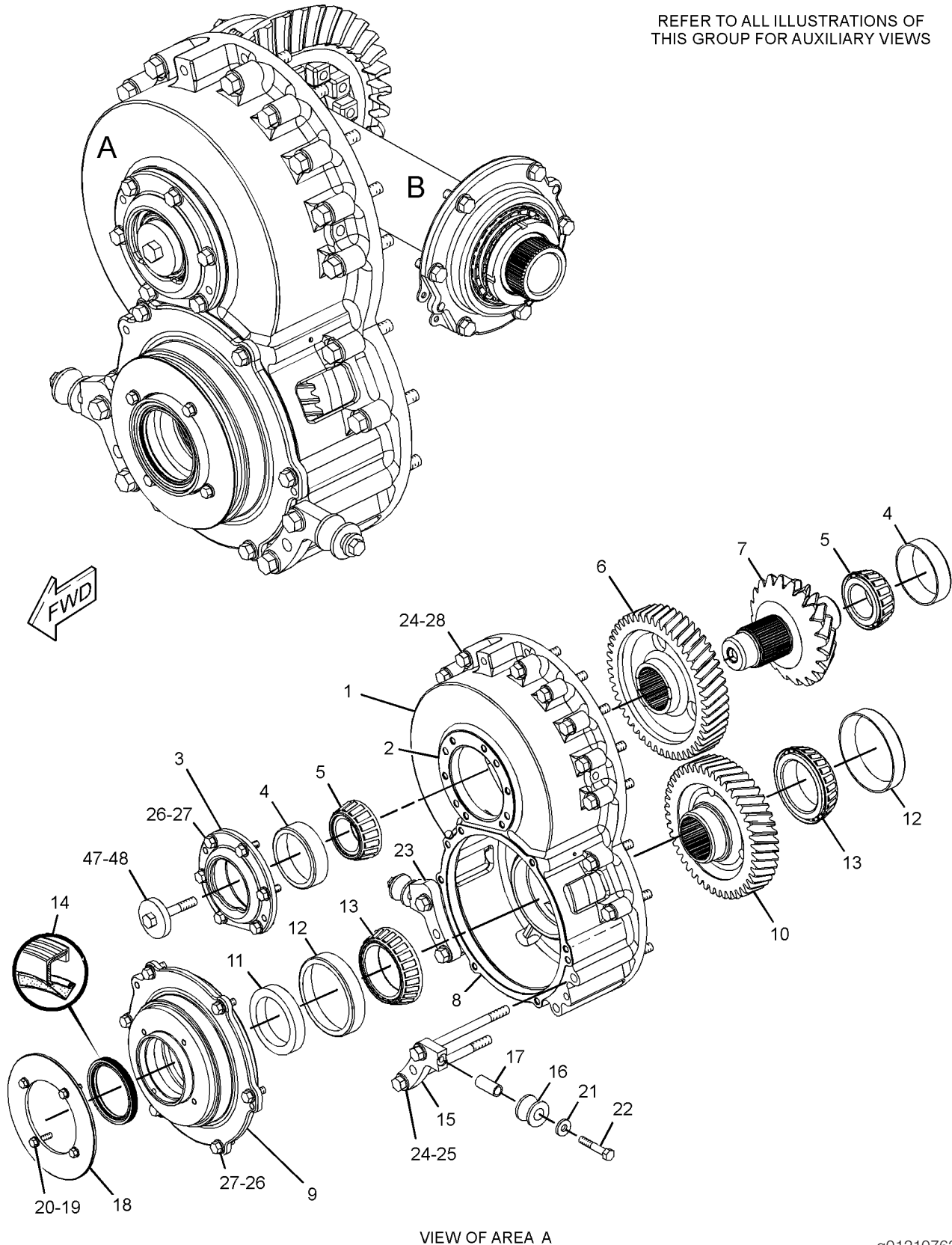
B-USE AS REQUIRED

# POWER TRAIN

244-2616 GEAR GP-BEVEL & TRANSFER (contd.)

i02428866

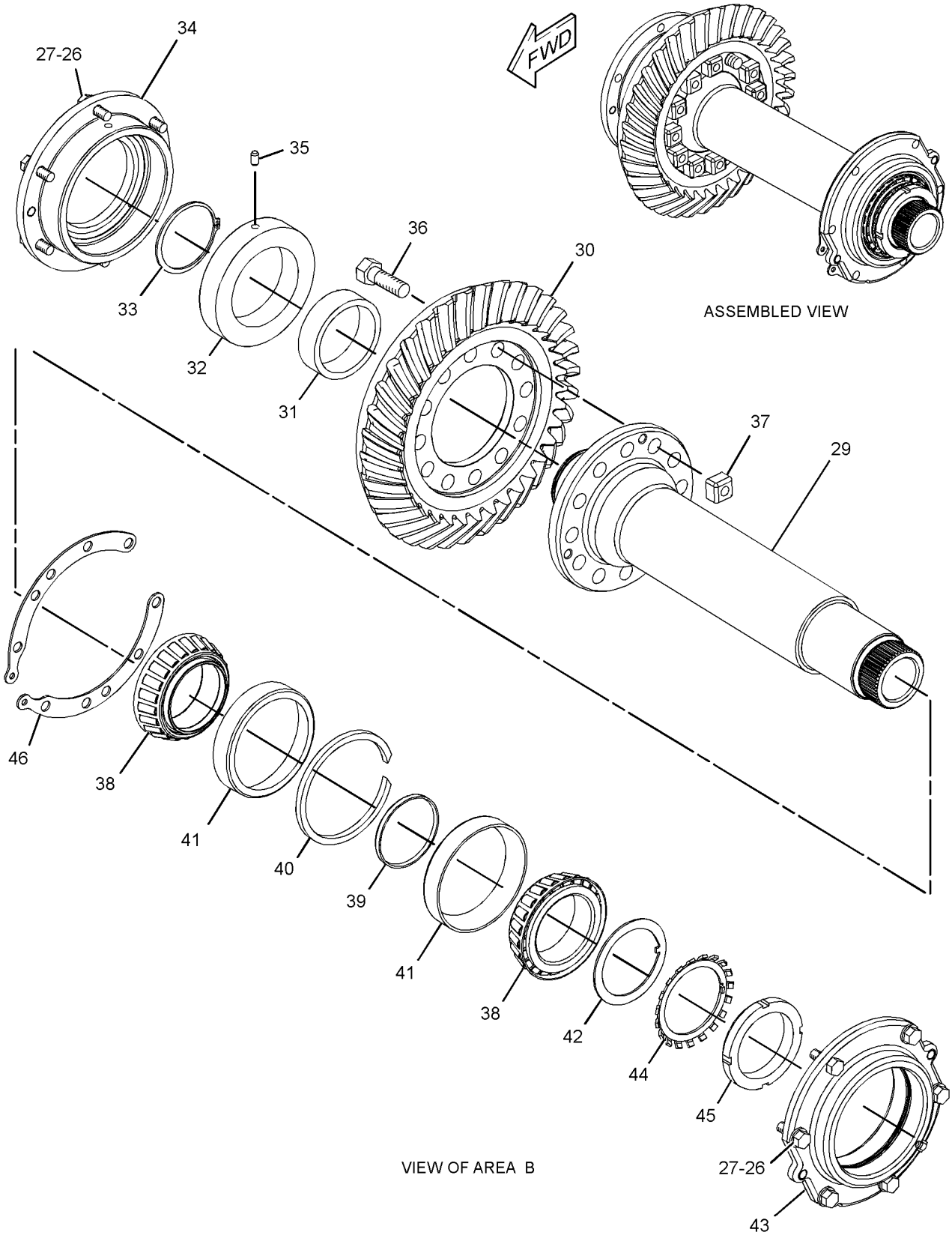
REFER TO ALL ILLUSTRATIONS OF THIS GROUP FOR AUXILIARY VIEWS



GRAPHIC #1

g01210762

# POWER TRAIN



ASSEMBLED VIEW

VIEW OF AREA B

g01210763

GRAPHIC #1

<END>

# POWER TRAIN

## 325-0064 LINES GP-POWER TRAIN OIL

S/N: PLR1-UP

PART OF 324-3083 POWER TRAIN AR

SMCS - 3016

I04460990

NOTE	REF NO	GRAPHIC REF	PART NUMBER	QTY	PART NAME						SEE PAGE
					1	2	3	4	5	6 (PRODUCT LEVEL)	
	1	1	3T-5301	1	TUBE						
	2	2	3T-5302	1	FLANGE						
	3	1	3T-6471	1	SCREEN AS (TORQUE CONVERTER SCAVENGE)						
		1	3T-6469	1	WASHER (19X26X1.6-MM THK)						
	4	3	3W-2647	3	SPACER (13.5X30X10-MM THK)						
	5	1, 3	6V-0852	4	CAP-DUST						
	6	3	117-1266	1	SEAL-O-RING						
	7	3	8C-3447	1	CAP-DUST						
	8	2	8E-5502	1	HOSE AS						
C	9	2	376-7660	1	CLAMP						
	10	3	9D-7924	3	MOUNTING						
	11	2	9G-5127	1	BREATHER (TRANSMISSION)						
	12	3	148-1928	1	VALVE-RELIEF						
	13	2	154-5232	1	ADAPTER AS						
		2	112-9783	1	ADAPTER						
		2	3K-0360	1	SEAL-O-RING						
		2	4J-5477	1	SEAL-O-RING						
	14	1, 2	169-5863	3	ADAPTER AS (EACH INCLUDES)						
		1, 2	7X-7945	1	ADAPTER						
		1, 2	4J-5477	1	SEAL-O-RING						
	15	2	172-5761	1	TEE AS						
		2	126-8306	1	TEE-O-RING						
		2	3K-0360	1	SEAL-O-RING						
		2	6V-8398	1	SEAL-O-RING						
	16	3	194-7632	1	ELBOW AS						
		3	194-7631	1	ELBOW						
		3	3K-0360	1	SEAL-O-RING						
Y	17	3	220-1418	1	VALVE GP-RELIEF (TORQUE CONVERTER OUTLET)						346
Y	18	1	231-4166	1	SCREEN GP-MAGNETIC (TRANSMISSION)						334
	19	1	235-4516	1	TUBE AS						
C	20	1	378-6531	1	HOSE AS						
	21	1	268-1559	1	ADAPTER AS						
		1	209-0939	1	ADAPTER						
		1	3J-1907	1	SEAL-O-RING						
		1	4J-5477	1	SEAL-O-RING						
Y	22	3	270-1762	1	PUMP GP-GEAR (POWER TRAIN OIL)						330
	23	2	270-3438	1	HOSE AS						
C	24	1	377-1484	1	HOSE AS						
	25	1	286-0693	1	SPACER (11X25X18-MM THK)						
	26	1	294-3345	1	HOSE AS						
	27	2	299-5660	1	SPACER						
	28	2	325-1571	1	GAUGE AS-OIL LEVEL (DIPSTICK) (POWER TRAIN)						
C	29	1	376-6482	1	HOSE AS						
	30	1	325-1589	1	HOSE AS						
	31	2	325-1700	1	BRACKET AS						
		2	8T-3490	3	NUT-WELD (M10X1.5-THD)						
Y	32	1	331-7020	1	ACCUMULATOR GP (CHARGED)						283
Y	33	2	332-8833	1	FILTER GP-OIL (POWER TRAIN)						309
	34	2	339-0078	1	ADAPTER						
	35	1	346-3251	1	BRACKET AS						
		1	9R-7882	2	SPACER (14X25X7-MM THK)						
	36	1	346-4122	1	HOSE AS						

# POWER TRAIN

	37	1	346-4123	1	HOSE AS
C	38	2	376-6483	1	HOSE AS
	39	3	348-6329	1	MANIFOLD
	40	2	349-1183	1	BRACKET
	41	1	355-4396	1	TUBE AS
	42	2	361-2699	1	HOSE AS
	43	3	364-8477	2	ORIFICE
	44	2	364-9179	1	HOSE AS
	45	2	364-9180	1	HOSE AS
	46	2	365-4173	1	BRACKET AS
		2	8T-3490	1	NUT-WELD (M10X1.5-THD)
	47	2	365-5610	1	TUBE AS
	48	3	033-6034	1	SEAL-O-RING
C	49	1	124-0174	1	CLIP
	50	2, 3	061-7540	8	SEAL-O-RING
	51	2	109-3001	1	STUD-TAPERLOCK (M10X1.5X65-MM)
	52	1	112-1102	2	SEAL-O-RING
	53	2	124-1479	2	CLIP
	54	2	148-8336	1	CONNECTOR AS
		2	6V-8636	1	CONNECTOR
		2	3J-1907	1	SEAL-O-RING
		2	6V-8397	1	SEAL-O-RING
	55	3	148-8355	2	ELBOW AS (EACH INCLUDES)
		3	6V-9005	1	ELBOW
		3	5K-9090	1	SEAL-O-RING
		3	7M-8485	1	SEAL-O-RING
	56	1	148-8364	1	ELBOW AS
		1	6V-8625	1	ELBOW
		1	3K-0360	1	SEAL-O-RING
		1	6V-8398	1	SEAL-O-RING
	57	2, 3	148-8368	3	ELBOW AS (EACH INCLUDES)
		2, 3	6V-8627	1	ELBOW
		2, 3	3J-1907	1	SEAL-O-RING
		2, 3	4J-5477	1	SEAL-O-RING
	58	2	148-8378	1	ELBOW AS
		2	6V-8724	1	ELBOW
		2	3J-1907	1	SEAL-O-RING
		2	6V-8397	1	SEAL-O-RING
	59	3	148-8395	1	PLUG AS
		3	9S-8005	1	PLUG-O-RING
		3	3K-0360	1	SEAL-O-RING
	60	3	148-8406	1	PLUG AS
		3	9S-9334	1	PLUG-O-RING
		3	7M-8485	1	SEAL-O-RING
	61	1	150-3065	1	ADAPTER AS
		1	6V-0484	1	ELBOW
		1	3J-1907	1	SEAL-O-RING
	62	1	153-6243	1	TEE AS
		1	8T-1120	1	TEE-O-RING PORT
		1	2S-4078	1	SEAL-O-RING
		1	5K-9090	1	SEAL-O-RING
		1	6V-9746	1	SEAL-O-RING
	63	2	153-6252	1	CONNECTOR AS
		2	9X-8408	1	CONNECTOR
		2	6V-8398	1	SEAL-O-RING
		2	7M-8485	1	SEAL-O-RING
	64	3	162-0177	1	PLUG AS
		3	9S-8004	1	PLUG-O-RING
		3	3J-1907	1	SEAL-O-RING

# POWER TRAIN

65	1	<b>162-9523</b>	2	GROMMET
66	1, 3	<i>164-5567</i>	4	COUPLER AS-QUICK DISCONNECT (MALE) (EACH INCLUDES)
	1, 3	<b>6V-3965</b>	1	FITTING (QUICK DISCONNECT)
	1, 3	<b>214-7568</b>	1	SEAL-O-RING
67	3	<i>164-5590</i>	1	VALVE AS-FLUID SAMPLING
	3	<b>8C-3446</b>	1	VALVE-FLUID SAMPLING
	3	<b>3J-7354</b>	1	SEAL-O-RING
68	3	<i>169-7397</i>	1	ADAPTER GP
	3	<b>3P-1932</b>	1	ADAPTER
	3	<b>3K-0360</b>	1	SEAL-O-RING
69	1	<b>180-4362</b>	2	SEAL-RECTANGULAR
70	2	<i>187-2120</i>	1	ELBOW AS
	2	<b>8C-8408</b>	1	ELBOW
	2	<b>4J-5477</b>	1	SEAL-O-RING
71	3	<b>1H-5728</b>	1	SEAL-O-RING
72	1, 2, 3	<b>1P-4578</b>	10	FLANGE-HALF
73	1	<b>1V-7753</b>	1	SPACER (0.546X0.841X1.75-IN THK)
74	1	<b>272-1882</b>	1	STUD-TAPERLOCK
75	3	<b>2K-8257</b>	1	SEAL-O-RING
76	1, 2	<b>2P-1279</b>	3	LOCKNUT (9/16-18-THD)
77	2	<i>319-6197</i>	1	ELBOW AS
	2	<b>106-2105</b>	1	ELBOW
	2	<b>3J-1907</b>	1	SEAL-O-RING
78	2	<b>320-7691</b>	1	CLIP
79	1, 2	<b>323-5828</b>	9	CLIP
80	1	<b>4J-0520</b>	1	SEAL-O-RING
81	2	<b>4J-5573</b>	1	SEAL-O-RING
82	2	<b>5P-1076</b>	2	WASHER-HARD (13.5X30X4-MM THK)
83	3	<b>5P-4268</b>	1	SEAL-O-RING
84	1	<b>5P-7085</b>	1	SEAL-RECTANGULAR
85	1, 2	<b>5P-7464</b>	2	CLIP (SLOT)
86	1, 2	<b>5P-7465</b>	2	CLIP (TAB)
87	1	<b>5P-8066</b>	2	SEAL-O-RING
C	88	<b>5P-8112</b>	1	GROMMET
	89	<b>6V-1572</b>	2	CLIP (SLOT)
	90	<b>6V-1573</b>	2	CLIP (TAB)
	91	<b>6V-4365</b>	1	SEAL-O-RING
	92	<b>6V-5656</b>	1	SEAL-O-RING
	93	<b>7G-3832</b>	1	GROMMET
	94	<b>7G-3833</b>	1	CLIP (TAB)
	95	<b>7G-3834</b>	1	CLIP (SLOT)
	96	<b>7S-8920</b>	1	CLIP (SLOT)
	97	<b>7S-8921</b>	1	CLIP (TAB)
	98	<b>7X-7729</b>	2	WASHER (11X25X3-MM THK)
	99	<b>8C-3206</b>	2	FLANGE-HALF
	100	<b>8L-2786</b>	1	SEAL-O-RING
	101	<b>8S-0023</b>	1	CLIP (SLOT)
	102	<b>8S-0024</b>	1	CLIP (TAB)
	103	<b>8T-1893</b>	3	CLIP (SLOT)
	104	<b>8T-1894</b>	3	CLIP (TAB)
	105	<b>8T-4121</b>	68	WASHER-HARD (11X21X2.5-MM THK)
	106	<b>8T-4122</b>	6	WASHER-HARD (17X32X3.5-MM THK)
	107	<b>8T-4133</b>	6	NUT (M10X1.5-THD)
	108	<b>8T-4136</b>	17	BOLT (M10X1.5X25-MM)
	109	<b>8T-4137</b>	1	BOLT (M10X1.5X20-MM)
	110	<b>8T-4139</b>	2	BOLT (M12X1.75X30-MM)
	111	<b>8T-4172</b>	3	BOLT (M10X1.5X80-MM)
	112	<b>8T-4176</b>	2	BOLT (M12X1.75X90-MM)
	113	<b>8T-4186</b>	4	BOLT (M10X1.5X40-MM)
	114	<b>8T-4191</b>	1	BOLT (M10X1.5X16-MM)



# POWER TRAIN

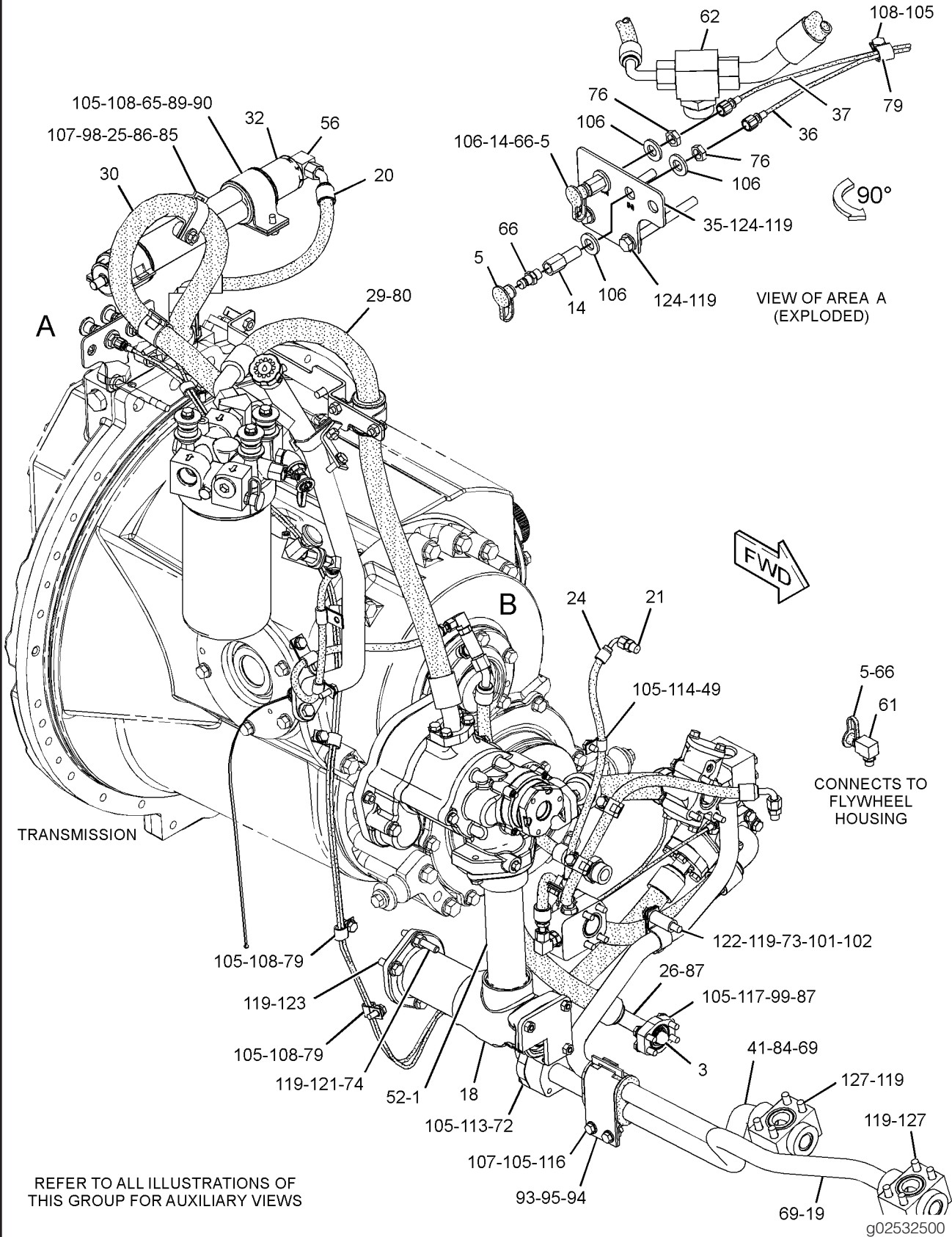
115	2	<b>8T-4192</b>	2	BOLT (M12X1.75X25-MM)
116	1, 2	<b>8T-4195</b>	4	BOLT (M10X1.5X30-MM)
117	1, 3	<b>8T-4196</b>	16	BOLT (M10X1.5X35-MM)
118	3	<b>8T-4198</b>	2	BOLT (M10X1.5X100-MM)
119	1, 2, 3	<b>8T-4223</b>	19	WASHER-HARD (13.5X25.5X3-MM THK)
120	3	<b>8T-4226</b>	6	WASHER-PLATED (10.5X45X3-MM THK)
121	1	<b>8T-4244</b>	1	NUT (M12X1.75-THD)
122	1	<b>8T-4648</b>	1	BOLT (M12X1.75X70-MM)
123	1	<b>8T-4956</b>	3	BOLT (M12X1.75X35-MM)
124	1	<b>8T-5001</b>	2	BOLT (M12X1.75X130-MM)
125	2, 3	<b>8T-5005</b>	11	BOLT (M10X1.5X70-MM)
126	3	<b>8T-6466</b>	2	BOLT (M10X1.5X60-MM)
127	1	<b>8T-6868</b>	8	BOLT (M12X1.75X80-MM)

C-CHANGE FROM PREVIOUS TYPE  
 I-REFER TO HYDRAULIC INFORMATION SYSTEM  
 M-METRIC PART  
 Y-SEPARATE ILLUSTRATION

# POWER TRAIN

325-0064 LINES GP-POWER TRAIN OIL (contd.)

i04460990

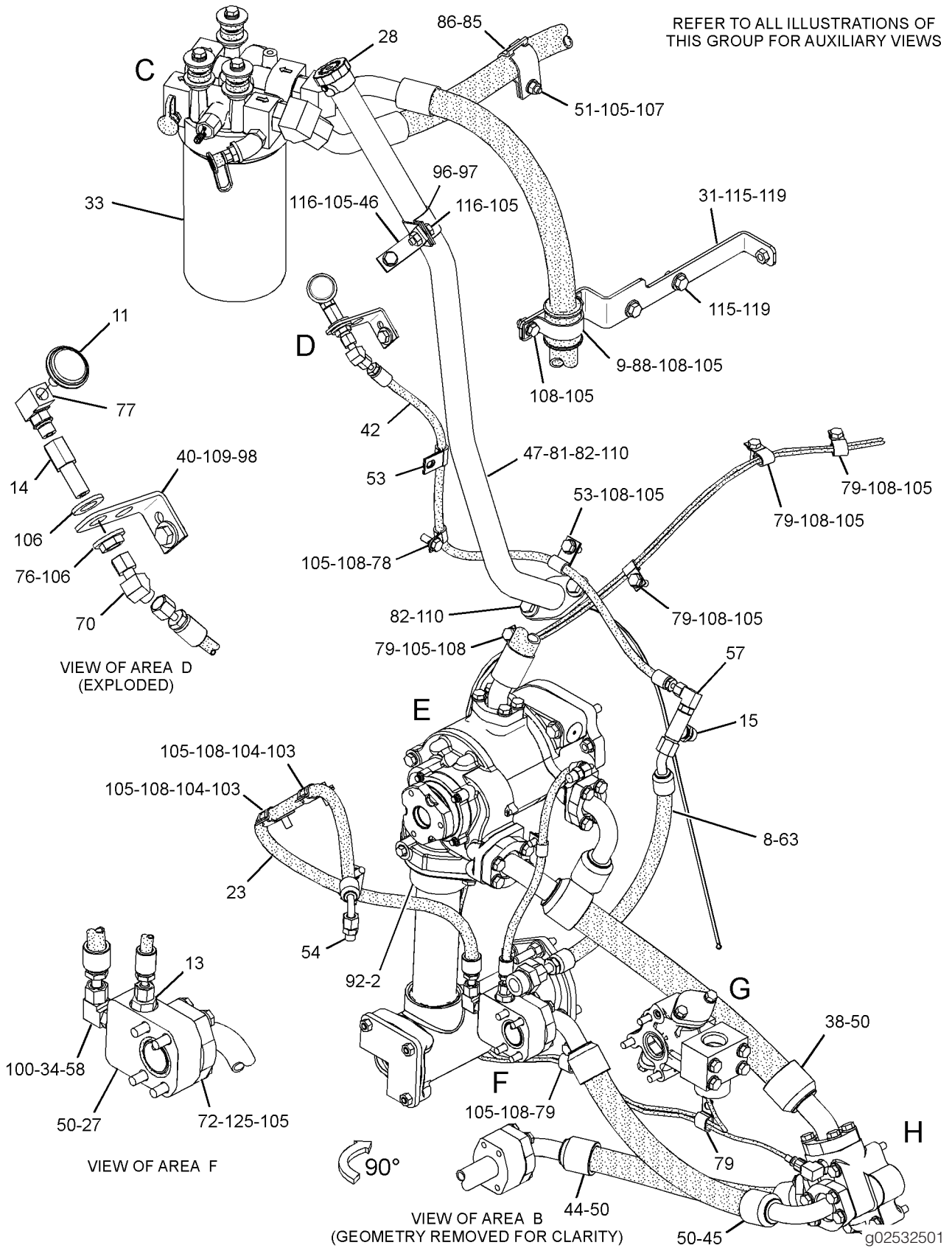


REFER TO ALL ILLUSTRATIONS OF THIS GROUP FOR AUXILIARY VIEWS

GRAPHIC #1

# POWER TRAIN

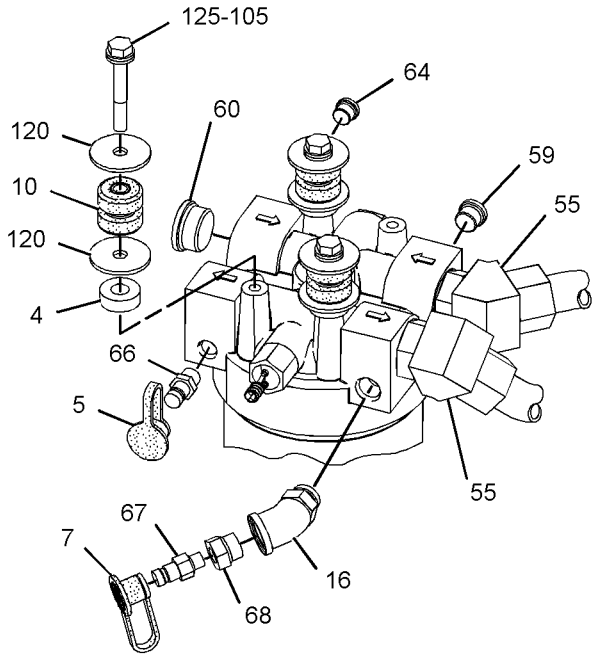
REFER TO ALL ILLUSTRATIONS OF THIS GROUP FOR AUXILIARY VIEWS



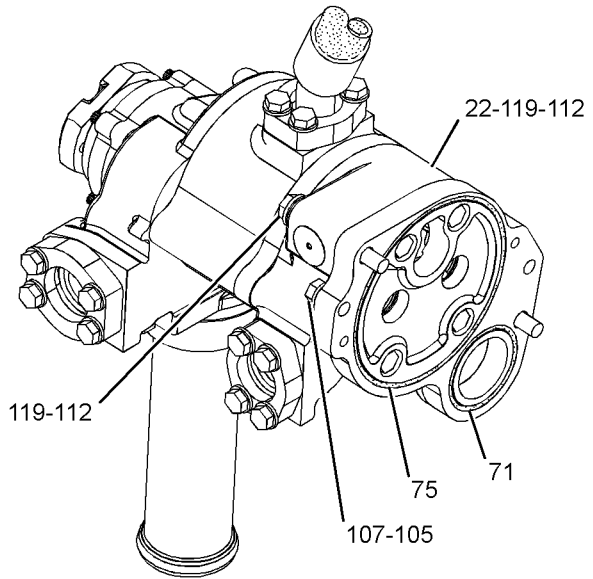
g02532501

GRAPHIC #1

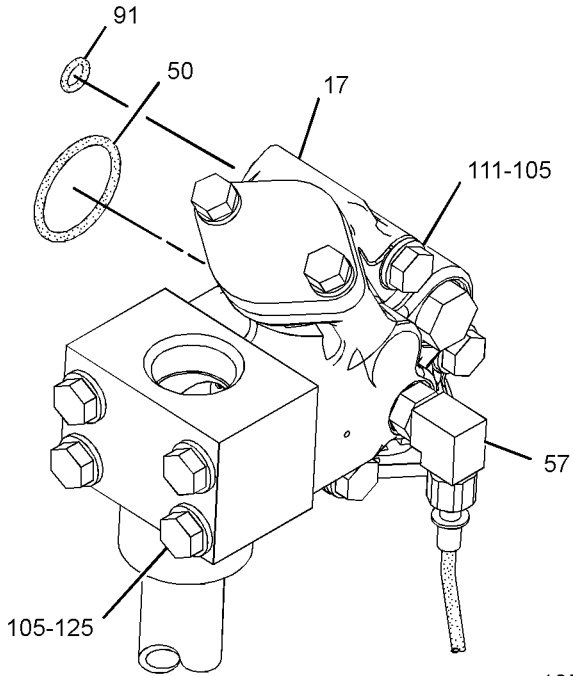
# POWER TRAIN



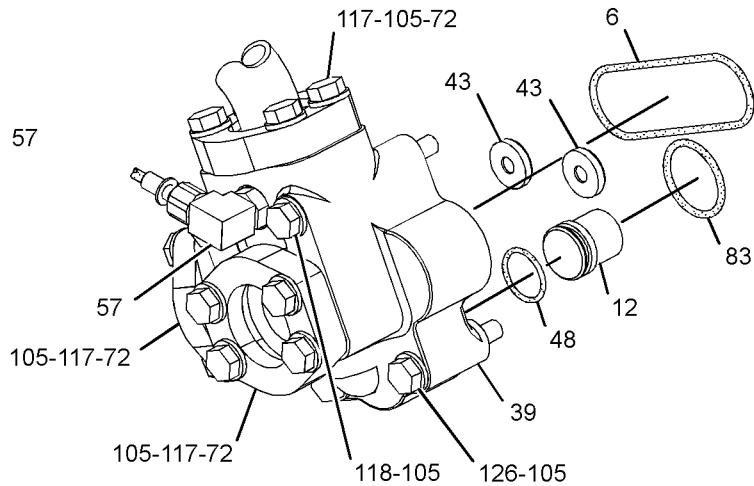
VIEW OF AREA C  
(EXPLODED)



VIEW OF AREA E  
(GEOMETRY REMOVED FOR CLARITY)



VIEW OF AREA G



VIEW OF AREA H  
(EXPLODED)

g02303035

GRAPHIC #1

<END>

# POWER TRAIN

## 259-3119 MOUNTING GP-FINAL DRIVE

S/N: PLR1-UP

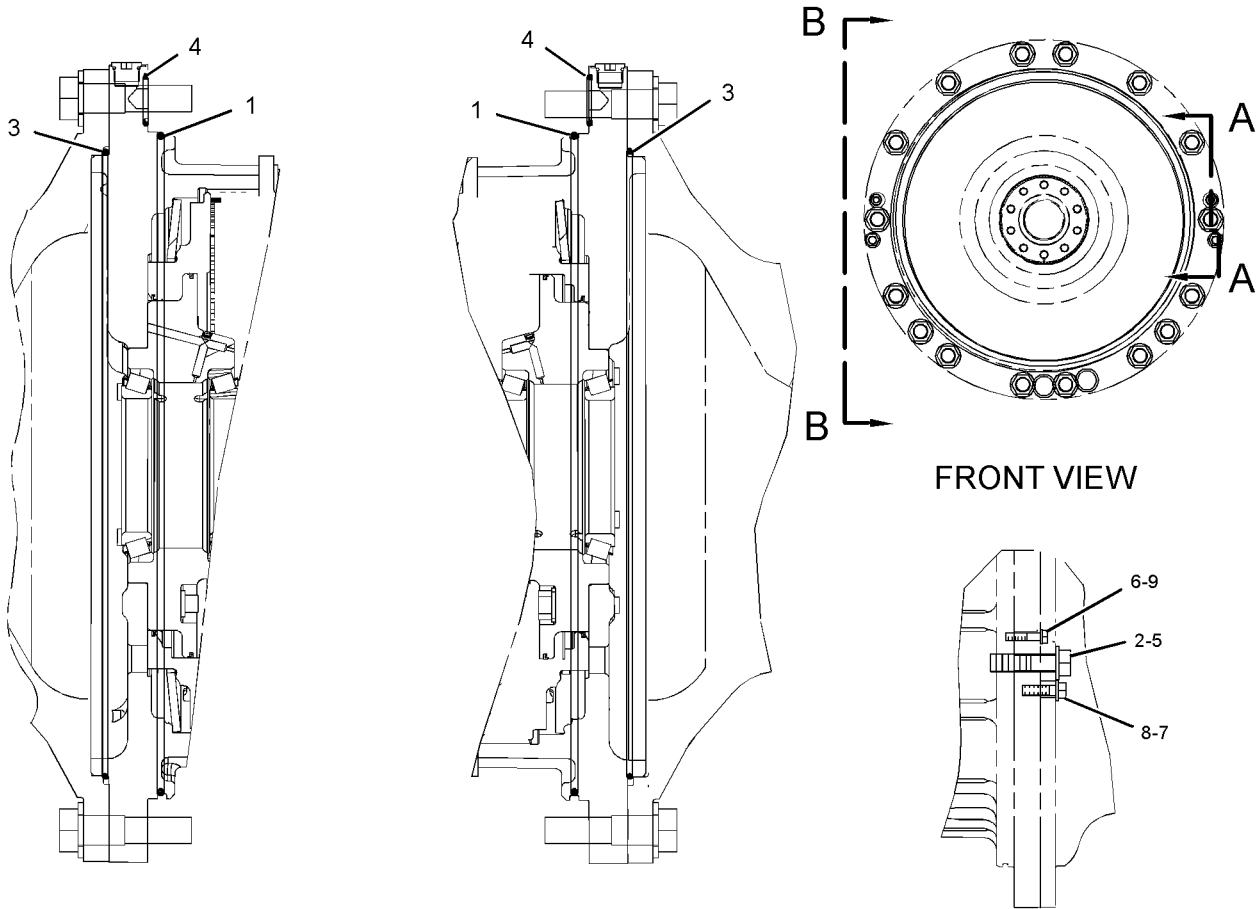
PART OF 324-3083 POWER TRAIN AR

SMCS - 4050

103975491

NOTE	REF NO	GRAPHIC REF	PART NUMBER	QTY	PART NAME						SEE PAGE
					1	2	3	4	5	6 (PRODUCT LEVEL)	
	1	1	8D-4771	2	SEAL-O-RING						
	2	1	219-4481	32	BOLT (M22X2.5X85-MM)						
	3	1	2R-0098	2	SEAL-O-RING						
	4	1	6F-6673	4	SEAL-O-RING						
	5	1	8C-6913	32	WASHER-HARD (24X41.5X4-MM THK)						
	6	1	8T-4182	4	BOLT (M10X1.5X45-MM)						
	7	1	8T-4223	4	WASHER-HARD (13.5X25.5X3-MM THK)						
	8	1	8T-8919	4	BOLT (1/2-13X1.75-IN)						
	9	1	9X-2027	4	WASHER (11X18X2-MM THK)						

M-METRIC PART



VIEW B-B  
(BOTH SIDES)

FRONT VIEW

SECTION A-A

g02187413

GRAPHIC #1

<END>

# POWER TRAIN

## 227-0165 MOUNTING GP-TRANSMISSION

S/N: PLR1-UP

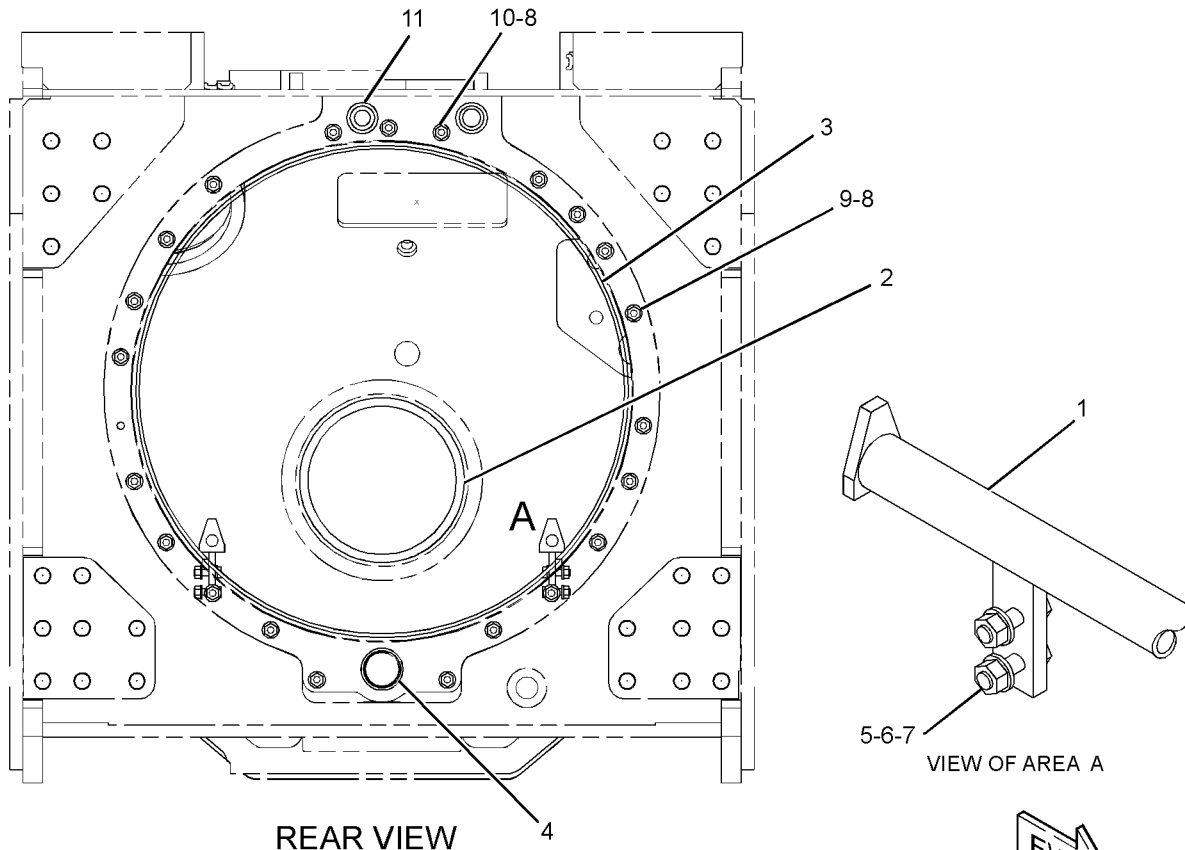
PART OF 324-3083 POWER TRAIN AR

SMCS - 3082

102402891

NOTE	REF NO	GRAPHIC REF	PART NUMBER	QTY	PART NAME						SEE PAGE
					1	2	3	4	5	6 (PRODUCT LEVEL)	
	1	1	8G-9880	2	TUBE AS						
	2	1	1M-9011	1	RING-TORIC						
	3	1	2D-6506	1	SEAL-O-RING						
	4	1	8M-4390	1	SEAL-O-RING						
	5	1	8T-4121	8	WASHER-HARD (11X21X2.5-MM THK)						
	6	1	6V-7744	4	LOCKNUT (M10X1.5-THD)						
	7	1	8T-4196	4	BOLT (M10X1.5X35-MM)						
	8	1	8T-4223	22	WASHER-HARD (13.5X25.5X3-MM THK)						
	9	1	8T-4648	19	BOLT (M12X1.75X70-MM)						
	10	1	8T-5041	3	BOLT (M12X1.75X120-MM)						
	11	1	9M-7002	2	SEAL-O-RING						

M-METRIC PART



REAR VIEW

VIEW OF AREA A



g01206341

GRAPHIC #1

<END>

# POWER TRAIN

## 354-0151 PLANETARY GP-TRANSMISSION

S/N: K1T1-UP

PART OF 354-0148 TRANSMISSION AR

SMCS - 3160

104158539

NOTE	REF NO	GRAPHIC REF	PART NUMBER	QTY	PART NAME						SEE PAGE
					1	2	3	4	5	6 (PRODUCT LEVEL)	
	1	1	3T-4377	2	SEAL-RING						
	2	2, 3	4M-9592	20	SPRING						
	3	1	5D-2989	3	BEARING						
	4	3	5M-6126	6	BEARING AS-ROLLER						
	5	3	5P-3930	3	BEARING AS-ROLLER						
	6	4	5P-8194	1	RING-RETAINING						
	7	2, 3	6I-8500	3	PLATE-CLUTCH						
	8	1	6T-7882	3	GEAR-PLANETARY (25-TEETH)						
	9	1, 3	6V-0473	3	RING-RETAINING						
	10	4	6V-2478	1	RING-RETAINING						
	11	1	6Y-1602	1	COUPLING						
	12	1	6Y-4819	1	CARRIER-PLANETARY						
	13	3	7G-2516	6	GEAR-PLANETARY (24-TEETH)						
	14	4	7G-2830	2	RING-SEAL						
	15	2	7G-6355	1	GEAR-RING (90-TEETH)						
	16	3	7G-7218	1	CARRIER-PLANETARY						
	17	2	7H-7658	10	SPRING						
	18	2	7T-3950	1	GEAR (83-TEETH)						
	19	1	7T-9272	1	GEAR-SUN (34-TEETH)						
	20	3	7T-9370	1	GEAR-SUN (51-TEETH)						
	21	3	8E-8299	6	DISC-THRUST						
	22	3	8E-8304	12	DISC-THRUST						
	23	1	8E-8305	6	DISC-THRUST						
	24	3	8P-1916	3	GEAR-PLANETARY (20-TEETH)						
	25	4	8P-1964	2	PLATE-CLUTCH						
	26	1, 2	8P-2051	6	PLATE-CLUTCH						
	27	3	8P-2053	1	SEAL-RING						
	28	3	9G-0289	3	SHAFT-PLANETARY						
	29	4	9G-0290	1	HUB-CLUTCH						
	30	4	9G-8020	1	PLATE-RETAINER						
	31	2	9M-4355	10	DAMPER-BOLT						
	32	1, 2	9P-7390	8	DISC AS-FRICTION						
	33	3	9P-7757	1	GEAR-SUN (42-TEETH)						
	34	3	9P-8614	1	GEAR-RING (90-TEETH)						
	35	1	9P-8623	3	SHAFT-PLANETARY						
	36	3	9P-8626	1	GEAR-SUN (42-TEETH)						
	37	4	9U-9550	1	PLATE-CLUTCH						
	38	4	9W-8270	1	GEAR-RING (90-TEETH)						
	39	4	105-8183	1	HOUSING AS						
		4	6B-6863	1	PIN-SPRING						
		4	6P-7704	1	CARRIER-RING						
	40	3	112-4511	3	PIN-SPRING						
	41	3	112-5585	3	SHAFT-PLANETARY						
	42	3	112-8041	1	CARRIER-PLANETARY						
	43	1	131-4091	1	SEAL-RING						
	44	1, 2, 3	144-4284	3	RING-LOCK						
	45	4	191-8304	1	SENSOR GP-SPEED (TRANSMISSION OUTPUT 1)						
	46	4	191-8305	1	SENSOR GP-SPEED (TRANSMISSION OUTPUT 2) (EACH INCLUDES)						
		4	137-6645	1	PAD-CONNECTOR						
	47	1	231-8855	1	SHAFT AS-INPUT						
		1	156-4406	1	PLUG-PIPE						
	48	3	234-9994	1	SHAFT AS-OUTPUT						

# POWER TRAIN

48A	3	3T-8729	1	BUSHING
48B	3	9G-6744	1	BUSHING
49	4	237-2209	1	ROTOR
50	4	237-9601	1	BRACKET AS
	4	8M-8489	2	DOWEL
51	1, 2	321-5718	2	PISTON
52	3	321-5719	1	PISTON
53	4	321-5720	1	PISTON
54	2	321-5721	1	PISTON
55	2, 3	328-4374	5	DISC-FRICTION
56	4	328-4375	3	DISC-FRICTION
57	2	348-7859	1	HOUSING-CLUTCH
58	4	348-7861	1	MANIFOLD
59	2	349-4846	1	PLATE AS
	2	5H-6202	2	PIN
60	1	354-0158	1	HOUSING AS
	1	3F-5022	1	PLUG-CUP
61	3	354-0168	1	HOUSING AS-CLUTCH
	3	1A-2223	4	DOWEL
	3	4K-8603	1	PLUG-CUP
62	1, 3	061-6711	2	RING-RETAINING
63	1	068-8093	2	RING-RETAINING
64	4	0S-1619	2	BOLT (3/8-16X3-IN)
65	4	117-1385	2	SEAL-O-RING
66	2	1A-5183	2	BOLT (3/8-16X4.75-IN)
67	4	1L-7388	1	RING-RETAINING
68	4	1M-8657	4	BOLT (1/2-13X15.69-IN)
69	4	2H-3755	2	BOLT (5/16-18X0.43-IN)
70	4	3E-4352	2	WASHER-HARD (8.8X20.5X2.5-MM THK)
71	2, 3	3K-2511	10	DOWEL-REACTION
72	1, 3	3S-2708	6	PIN-SPRING
73	4	4M-2442	6	BOLT (1/2-13X12.32-IN)
74	4	5M-2894	2	WASHER-HARD (10.2X18.5X2.5-MM THK)
75	1, 3	5M-3038	2	SEAL-O-RING
76	4	5P-5045	1	BALL BEARING
77	3, 4	5P-5296	4	RING-RETAINING
78	4	5P-5297	1	RING-RETAINING (EXTERNAL)
79	1, 2, 3	5P-7530	5	SEAL-O-RING
80	4	5P-8245	10	WASHER-HARD (13.5X25.5X3-MM THK)
81	4	7G-2343	3	SPRING-DISC
82	1, 3	7T-8816	3	BALL BEARING
83	4	8D-9739	1	SEAL-RING
84	1	8H-5352	2	BALL BEARING
85	1	8M-5010	2	SEAL-O-RING
86	4	8M-5255	1	SEAL-O-RING
87	1, 2, 3	8P-2019	3	RING-SEAL
88	1, 2, 3	8P-2022	4	RING-SEAL
89	4	8P-2023	1	RING-SEAL
90	2	9G-0286	1	RING-SEAL

R-REMFG PART MAY BE AVAILABLE

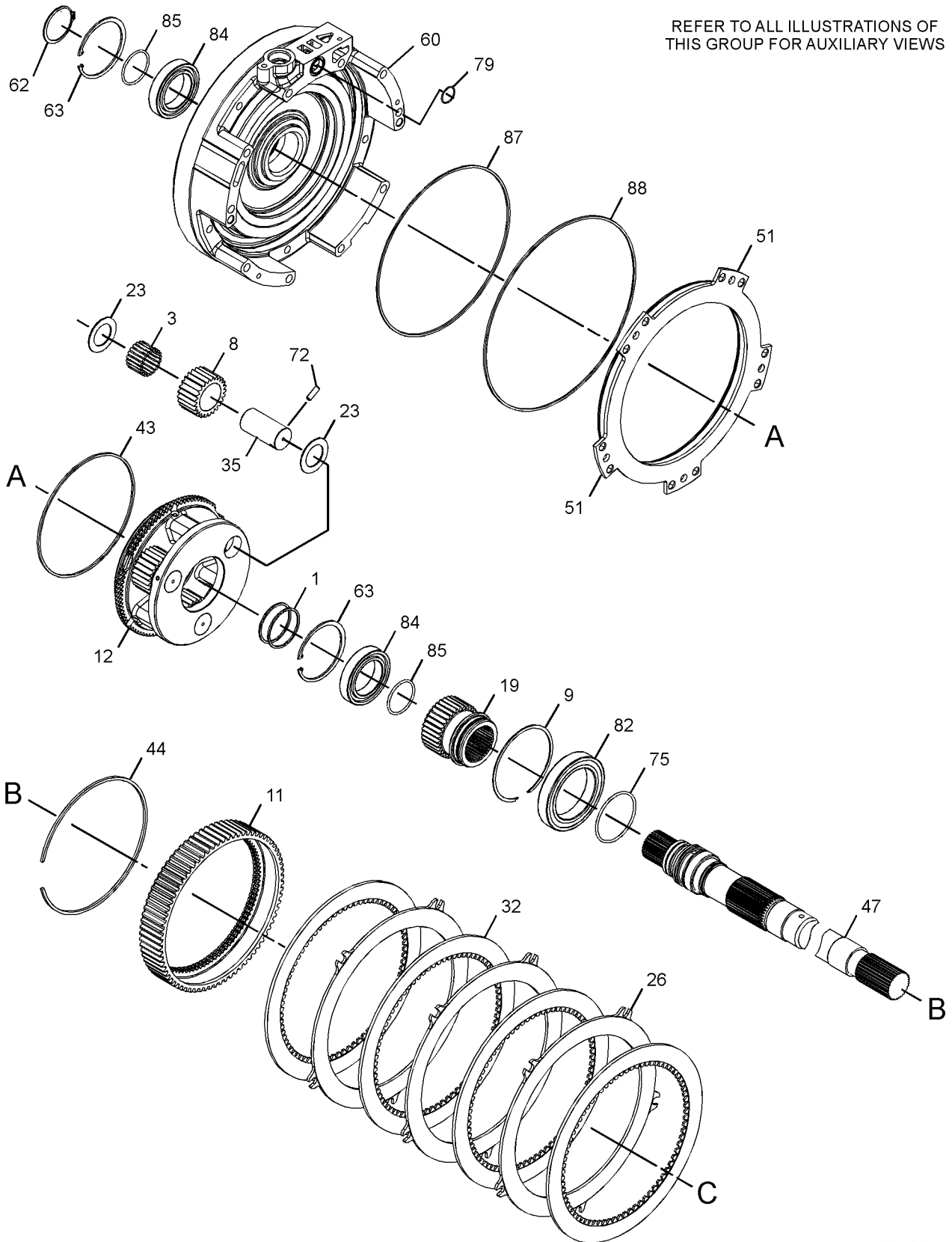


# POWER TRAIN

354-0151 PLANETARY GP-TRANSMISSION (contd.)

i04158539

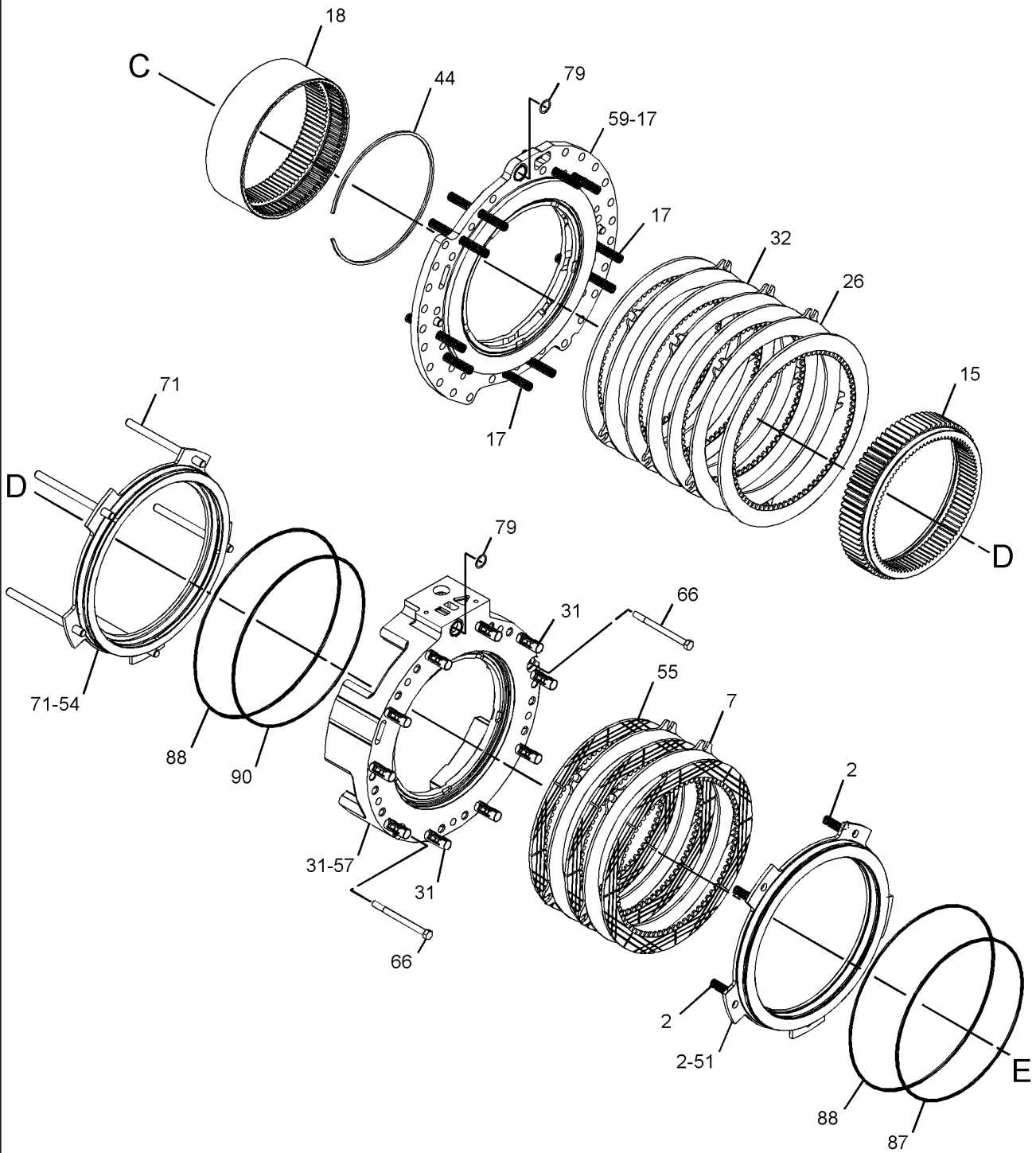
REFER TO ALL ILLUSTRATIONS OF THIS GROUP FOR AUXILIARY VIEWS



GRAPHIC #1

g02319475

# POWER TRAIN

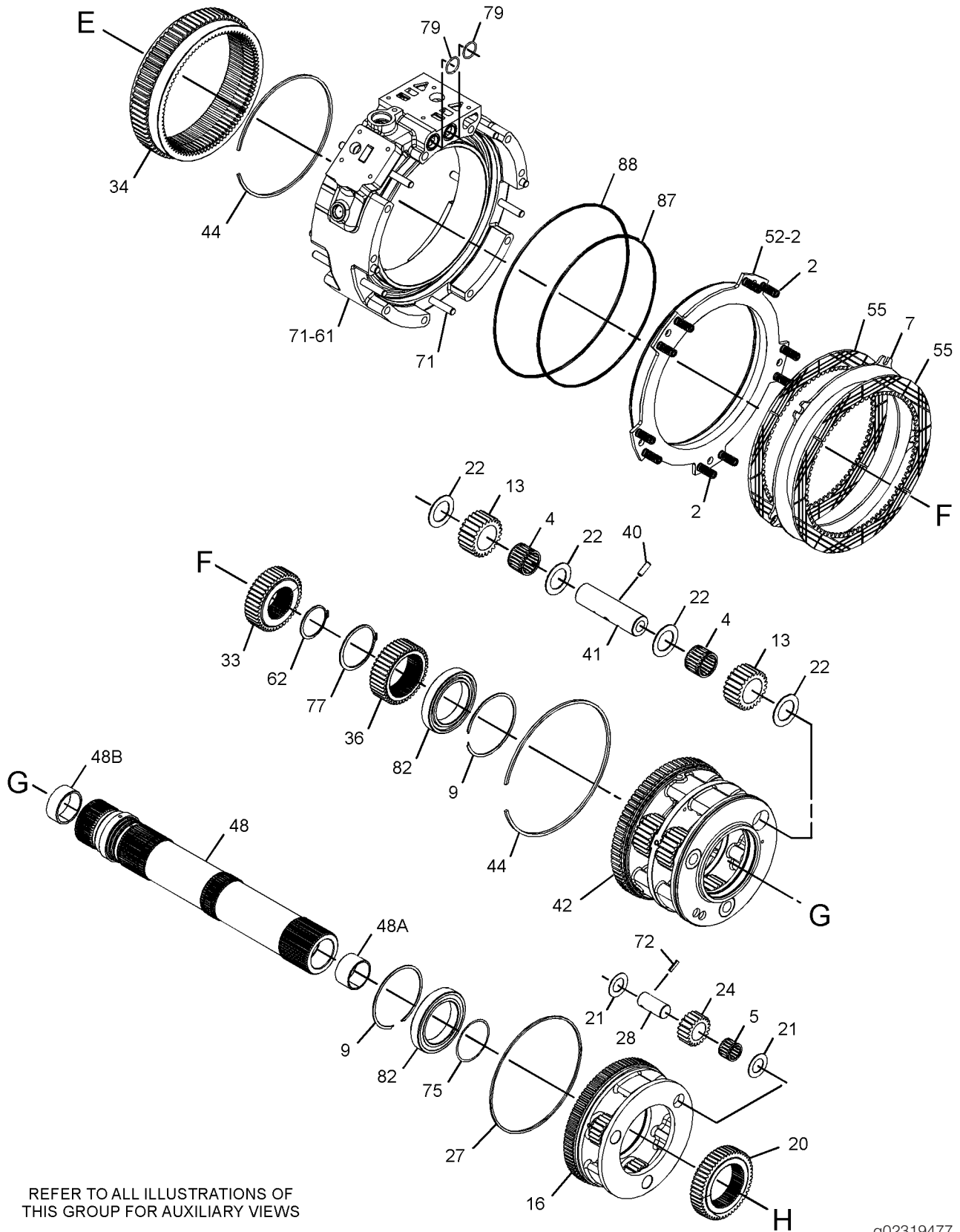


REFER TO ALL ILLUSTRATIONS OF THIS GROUP FOR AUXILIARY VIEWS

GRAPHIC #1

g02319476

# POWER TRAIN

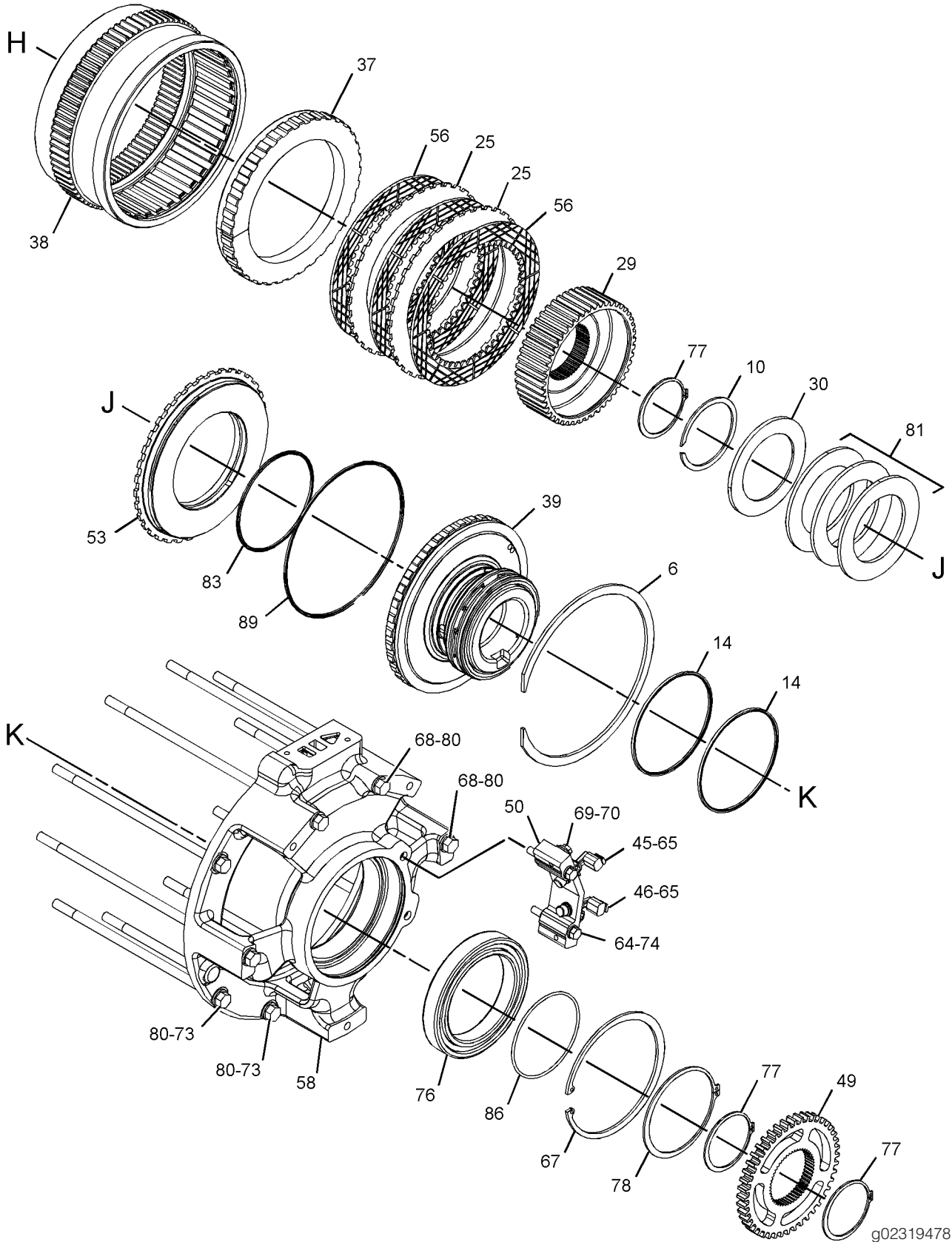


REFER TO ALL ILLUSTRATIONS OF THIS GROUP FOR AUXILIARY VIEWS

GRAPHIC #1

g02319477

# POWER TRAIN



GRAPHIC #1

<END>

g02319478

# POWER TRAIN

## 324-3083 POWER TRAIN AR

S/N: PLR1-UP

PART OF 378-7987 GENERAL AR

SMCS - 3000

SMCS - 4000

i04155939

NOTE	PART NUMBER	QTY	PART NAME						SEE PAGE
			1	2	3	4	5	6 (PRODUCT LEVEL)	
Y	223-0565	1	AXLE GP						285
Y	231-5969	1	BRAKE & DIFFERENTIAL DRIVE GP						286
Y	231-5990	1	BRAKE & PLANETARY GP						290
Y	336-5821	1	CONTROL & MTG GP-PEDAL						542
Y	325-8334	1	CONTROL GP-STEERING & XMSN						296
Y	225-1506	1	COUPLING & GUARD GP (POWERSHIFT)						301
Y	<b>265-2299</b>	2	DRIVE GP-FINAL						306
Y	325-0064	1	LINES GP-POWER TRAIN OIL						314
Y	259-3119	1	MOUNTING GP-FINAL DRIVE						321
Y	227-0165	1	MOUNTING GP-TRANSMISSION						322
Y	108-1696	1	SHAFT GP-DRIVE						336
Y	336-2447	1	TORQUE CONVERTER & HOUSING GP						337
Y	<b>354-0148</b>	1	TRANSMISSION AR						343
Y	348-4041	1	VALVE & MTG GP-CONTROL (BRAKE)						451

Y-SEPARATE ILLUSTRATION

<END>

# POWER TRAIN

## 270-1762 PUMP GP-GEAR

S/N: PLR1-UP

PART OF 325-0064 LINES GP-POWER TRAIN OIL

SMCS - 3066

SMCS - 3115

SMCS - 5073

I03976354

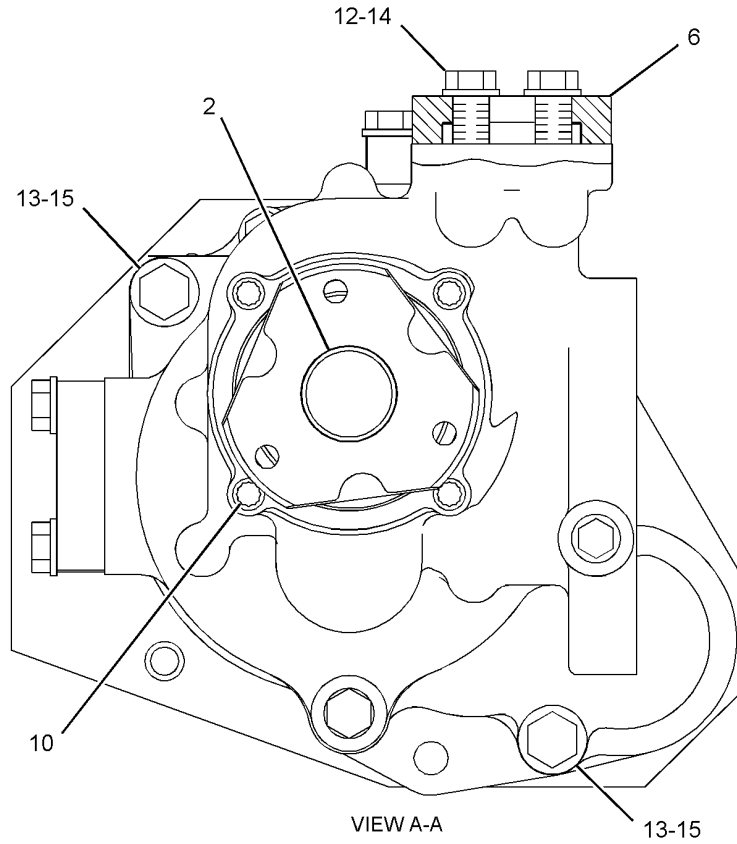
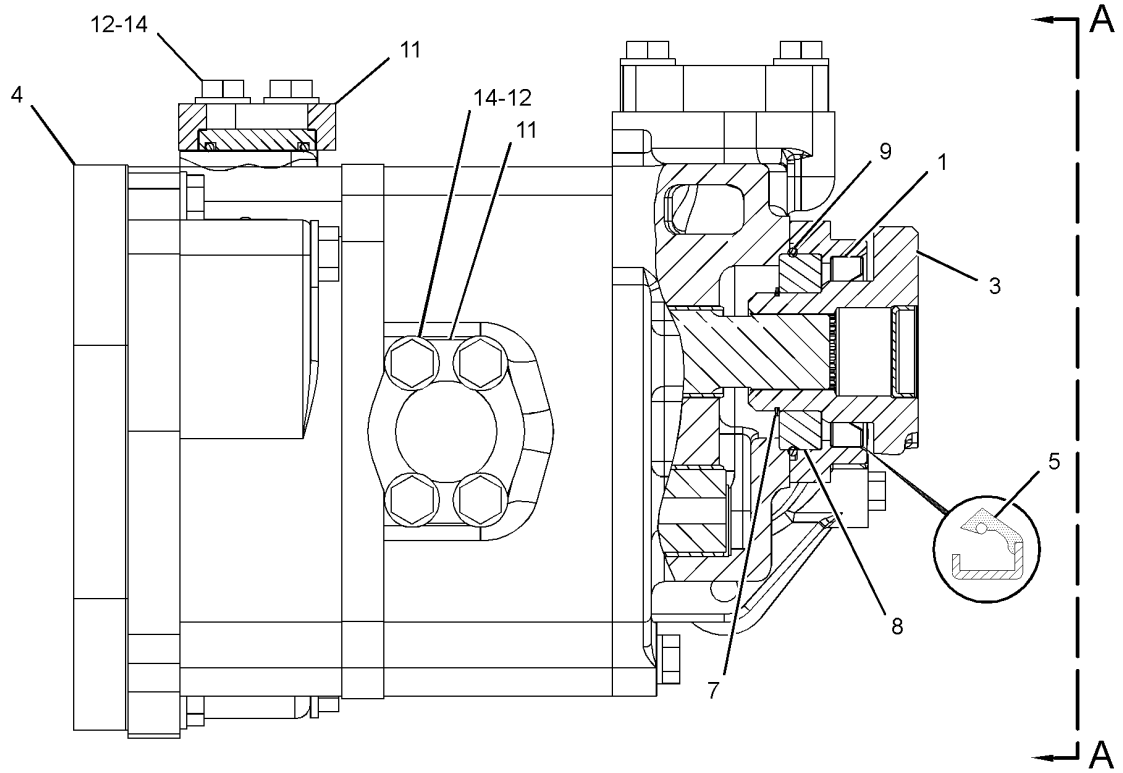
NOTE	REF NO	GRAPHIC REF	PART NUMBER	QTY	PART NAME						SEE PAGE
					1	2	3	4	5	6 (PRODUCT LEVEL)	
	1	1	3T-5356	1	CAGE-BEARING						
	2	1	5H-4279	1	PLUG-CUP						
	3	1	212-2301	1	FLANGE						
Y	4	1	270-1763	1	PUMP GP-GEAR (POWER TRAIN OIL)						332
	5	1	111-4919	1	SEAL-LIP TYPE						
	6	1	1P-4578	2	FLANGE-HALF						
	7	1	2M-3974	1	RING-RETAINING						
	8	1	5P-9439	1	BALL BEARING						
	9	1	6V-1179	1	SEAL-O-RING						
	10	1	6L-4783	4	BOLT-12 POINT HEAD (5/16-18X1.25-IN)						
	11	1	8C-3206	4	FLANGE-HALF						
	12	1	8T-4121	12	WASHER-HARD (11X21X2.5-MM THK)						
	13	1	8T-4956	2	BOLT (M12X1.75X35-MM)						
	14	1	8T-4196	12	BOLT (M10X1.5X35-MM)						
	15	1	8T-4223	2	WASHER-HARD (13.5X25.5X3-MM THK)						

M-METRIC PART  
Y-SEPARATE ILLUSTRATION

# POWER TRAIN

270-1762 PUMP GP-GEAR (contd.)

i03976354



GRAPHIC #1

<END>

g01208726

# POWER TRAIN

## 270-1763 PUMP GP-GEAR

S/N: PLR1-UP

PART OF 270-1762 PUMP GP-GEAR

SMCS - 3066

SMCS - 3115

SMCS - 5073

103900826

NOTE	REF NO	GRAPHIC REF	PART NUMBER	QTY	PART NAME						SEE PAGE
					1	2	3	4	5	6 (PRODUCT LEVEL)	
	1	1	3S-0004	5	WASHER (0.406X0.728X0.09-IN THK)						
	2	1	3T-1447	2	GEAR (8-TEETH)						
	3	1	304-5280	2	GEAR-OIL PUMP (12-TEETH)						
	4	1	5M-4987	2	DOWEL						
	5	1	131-3278	1	BODY AS-OIL PUMP						
		1	5M-3605	2	DOWEL						
	6	1	133-1400	1	GEAR AS-OIL PUMP (12-TEETH)						
	7	1	133-1401	1	GEAR AS-OIL PUMP (12-TEETH)						
	8	1	226-3908	1	BODY AS-OIL PUMP						
	8A	1	131-0825	2	BUSHING						
	9	1	226-3910	1	COVER						
	10	1	270-1764	1	COVER AS-PUMP						
	10A	1	1M-3909	2	BUSHING						
	11	1	270-1766	1	BODY AS-OIL PUMP						
	11A	1	1M-3909	2	BUSHING						
		1	8M-8489	2	DOWEL						
	12	1	1B-8705	1	KEY-WOODRUFF						
	13	1	061-9457	1	SEAL-O-RING						
	14	1	2B-9373	1	KEY-WOODRUFF						
	15	1	161-8068	4	SEAL-O-RING						
	16	1	7X-2547	5	BOLT (M10X1.5X200-MM)						

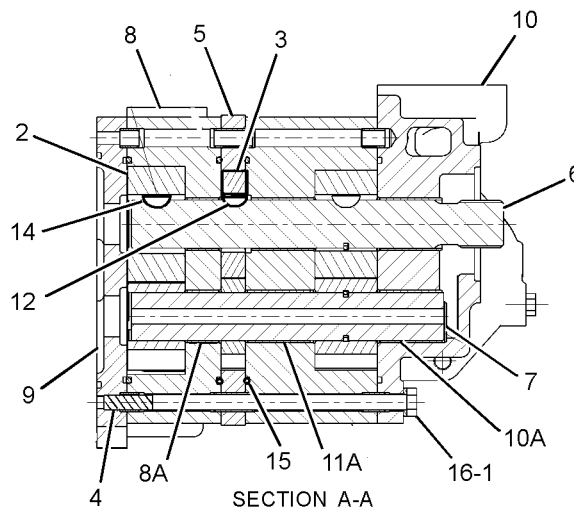
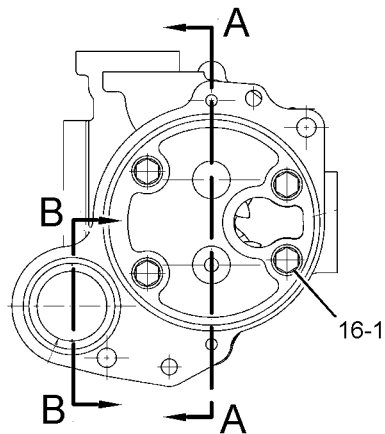
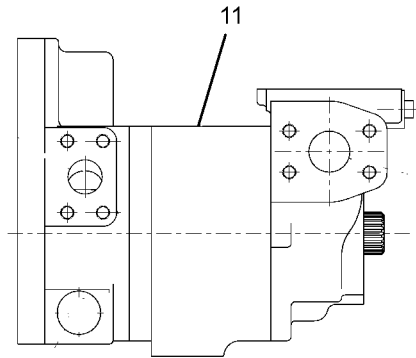
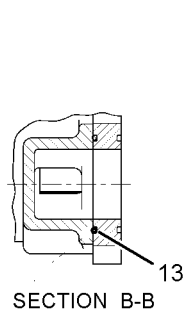
M-METRIC PART



# POWER TRAIN

270-1763 PUMP GP-GEAR (contd.)

i03900826



g01228440

GRAPHIC #1

<END>

# POWER TRAIN

## 231-4166 SCREEN GP-MAGNETIC

S/N: PLR1-UP

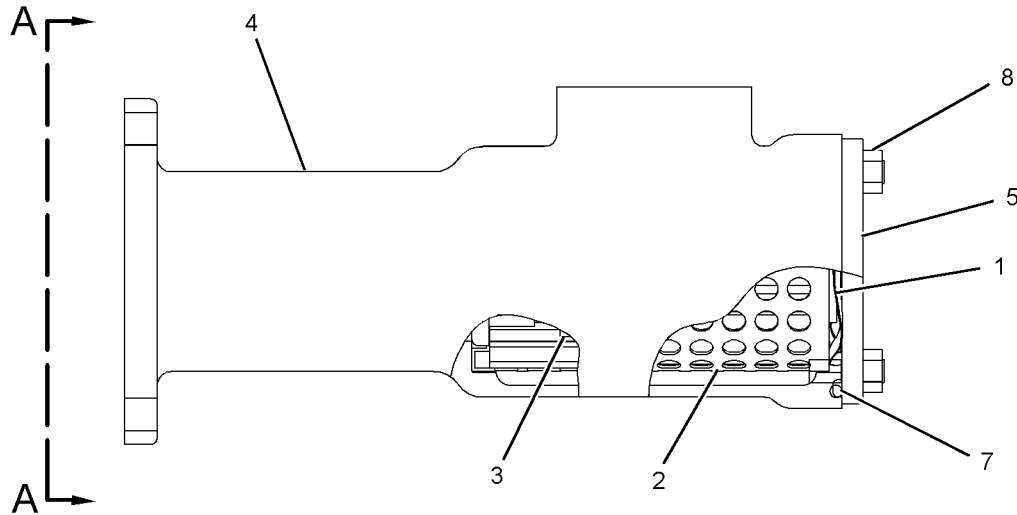
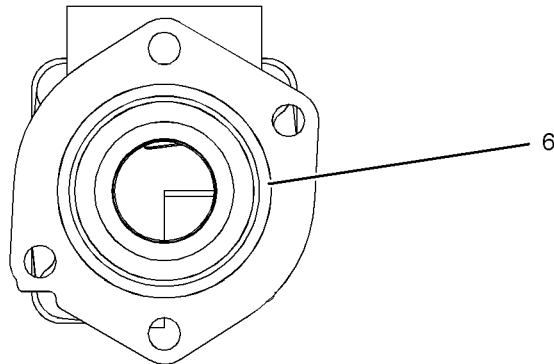
PART OF 325-0064 LINES GP-POWER TRAIN OIL

SMCS - 3067

I03838110

NOTE	REF NO	GRAPHIC REF	PART NUMBER	QTY	PART NAME						SEE PAGE
					1	2	3	4	5	6 (PRODUCT LEVEL)	
	1	1	3S-3440	1	WASHER-WAVE (68.1X80.8X0.5-MM THK)						
	2	1	4S-8598	1	SCREEN-SUCTION (POWER TRAIN)						
	3	1	240-8259	1	SCREEN GP-MAGNETIC (POWER TRAIN)						
		1	8M-7160	3	MAGNET						
	4	1	231-4167	1	HOUSING AS-SCREEN						
	5	1	3S-3439	1	COVER-TOP						
	6	1	6L-5359	1	SEAL-O-RING						
	7	1	6V-5188	1	SEAL-O-RING						
	8	1	8T-4133	4	NUT (M10X1.5-THD)						

M-METRIC PART



g01209036

GRAPHIC #1

<END>

# POWER TRAIN

## 188-0908 SEGMENT GP-SPROCKET

S/N: PLR1-UP

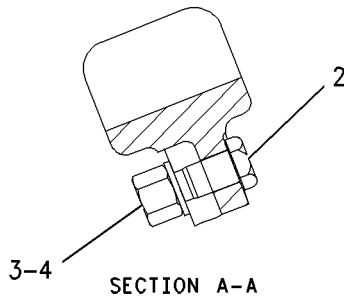
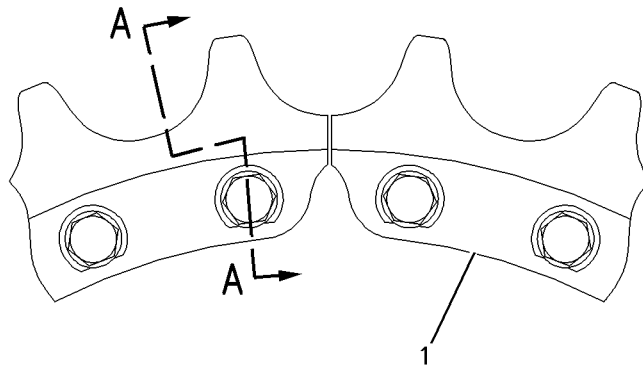
PART OF 324-3102, 366-4752 UNDERCARRIAGE AR

ALSO AN ATTACHMENT

SMCS - 4155

I04041030

NOTE	REF NO	GRAPHIC REF	PART NUMBER	QTY	PART NAME						SEE PAGE
					1	2	3	4	5	6 (PRODUCT LEVEL)	
	1	1	173-0946	5	SEGMENT-SPROCKET						
	2	1	6V-0937	25	BOLT (5/8-18X2.1-IN)						
	3	1	2S-5658	25	WASHER-HARD (17X29X3-MM THK)						
	4	1	7H-3607	25	NUT (5/8-18-THD)						



GRAPHIC #1

g00856173

<END>

# POWER TRAIN

## 108-1696 SHAFT GP-DRIVE

S/N: PLR1-UP

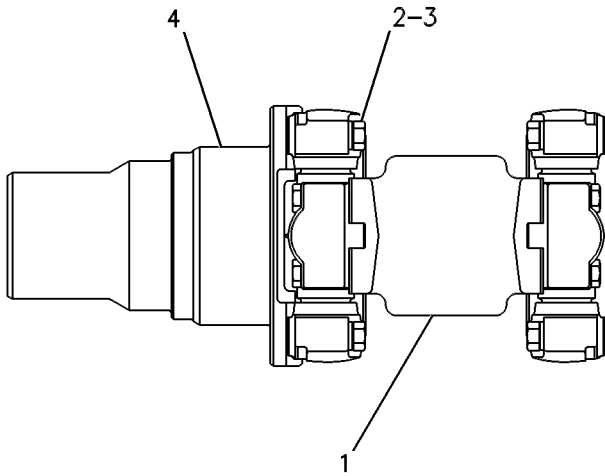
PART OF 324-3083 POWER TRAIN AR

SMCS - 3253

I01668482

NOTE	REF NO	GRAPHIC REF	PART NUMBER	QTY	PART NAME						SEE PAGE
					1	2	3	4	5	6 (PRODUCT LEVEL)	
Y	1	1	108-2106	1	UNIVERSAL JOINT GP						344
	2	1	7X-7477	8	BOLT (3/8-24X1.75-IN)						
	3	1	7X-0608	8	WASHER-HARD (10.2X16X2-MM THK)						
	4	1	3T-8305	1	YOKE AS						
		1	7D-1677	1	RACE-BEARING INNER						
		1	8H-2768	1	PLUG-CUP						

Y-SEPARATE ILLUSTRATION



g00254101

GRAPHIC #1

**<END>**

# POWER TRAIN

## 336-2447 TORQUE CONVERTER & HOUSING GP

S/N: PLR1-UP

PART OF 324-3083 POWER TRAIN AR

SMCS - 3101

SMCS - 3105

104009653

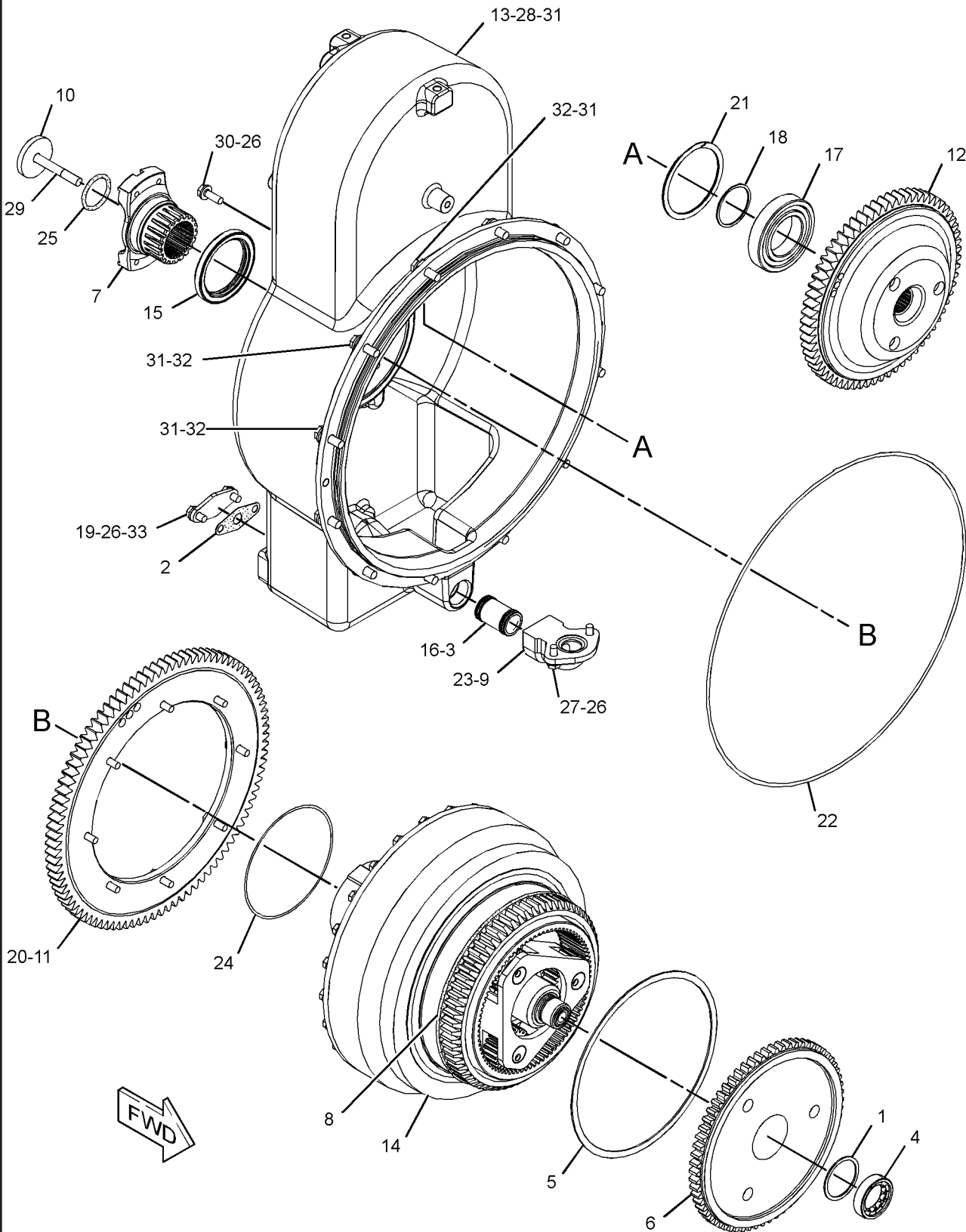
NOTE	REF NO	GRAPHIC REF	PART NUMBER	QTY	PART NAME						SEE PAGE
					1	2	3	4	5	6 (PRODUCT LEVEL)	
	1	1	2D-1523	1	RING-RETAINING						
	2	1	8H-9818	1	GASKET						
	3	1	8S-9008	1	SLEEVE						
	4	1	9H-8712	1	BEARING AS						
	5	1	9M-1976	1	RING-RETAINING						
	6	1	9P-3709	1	GEAR-SUN (35-TEETH)						
	7	1	108-6954	1	YOKE-UNIVERSAL JOINT						
	8	1	155-5161	1	SEAL-OIL						
	9	1	210-4458	1	ELBOW						
	10	1	232-6411	1	RETAINER-SHAFT						
	11	1	268-7831	1	GEAR-PUMP DRIVE (94-TEETH)						
	12	1	268-7832	1	GEAR-PUMP DRIVE (21-TEETH)						
	13	1	269-7633	1	HOUSING-TORQUE CONVERTER						
Y	14	1	336-2442	1	TORQUE CONVERTER GP						339
	15	1	136-2216	1	SEAL-LIP TYPE						
	16	1	165-4854	2	SEAL-O-RING						
	17	1	1F-2771	1	BALL BEARING						
	18	1	2K-5967	1	RING-RETAINING						
	19	1	110-0510	1	COVER						
	20	1	5B-2208	8	BOLT (3/8-24X1.125-IN)						
	21	1	5M-4480	1	RING-RETAINING						
	22	1	6V-5043	1	SEAL-O-RING						
	23	1	6V-5266	1	SEAL-O-RING						
	24	1	6V-7681	1	SEAL-O-RING						
	25	1	8C-5230	1	SEAL-O-RING						
	26	1	8T-4121	12	WASHER-HARD (11X21X2.5-MM THK)						
	27	1	8T-4136	2	BOLT (M10X1.5X25-MM)						
	28	1	8T-4139	9	BOLT (M12X1.75X30-MM)						
	29	1	8T-4176	1	BOLT (M12X1.75X90-MM)						
	30	1	8T-4195	8	BOLT (M10X1.5X30-MM)						
	31	1	8T-4223	12	WASHER-HARD (13.5X25.5X3-MM THK)						
	32	1	8T-4956	3	BOLT (M12X1.75X35-MM)						
	33	1	8T-4137	2	BOLT (M10X1.5X20-MM)						

M-METRIC PART  
Y-SEPARATE ILLUSTRATION

# POWER TRAIN

336-2447 TORQUE CONVERTER & HOUSING GP (contd.)

i04009653



GRAPHIC #1

g02283433

<END>

# POWER TRAIN

## 336-2442 TORQUE CONVERTER GP

S/N: T1M1-UP

PART OF 336-2447 TORQUE CONVERTER & HOUSING GP

SMCS - 3101

104009849

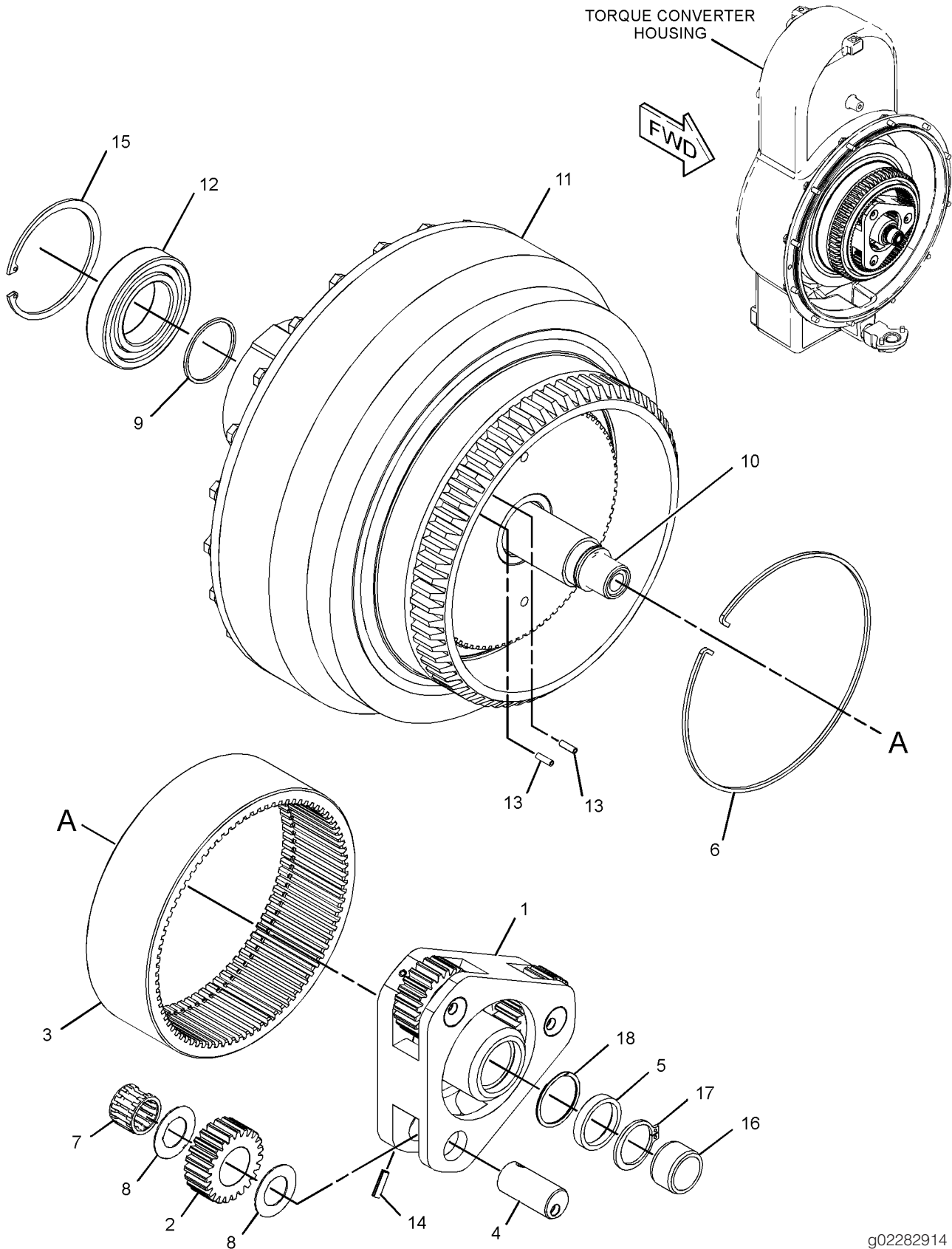
NOTE	REF NO	GRAPHIC REF	PART NUMBER	QTY	PART NAME						SEE PAGE
					1	2	3	4	5	6 (PRODUCT LEVEL)	
	1	1	3T-4007	1	CARRIER-PLANETARY						
	2	1	3T-4008	3	GEAR-PLANETARY (23-TEETH)						
	3	1	3T-4009	1	GEAR-RING (82-TEETH)						
	4	1	3T-4011	3	SHAFT AS-PLANETARY (EACH INCLUDES)						
		1	2A-3746	1	PLUG-CUP						
	5	1	3T-4013	1	RETAINER-CARRIER						
	6	1	5M-7878	1	RING-SNAP						
	7	1	5P-3930	3	BEARING AS-ROLLER						
	8	1	8E-8300	6	DISC-THRUST						
	9	1	9M-2008	1	RING-METAL SEAL						
	10	1	233-0668	1	SHAFT AS						
		1	5J-7386	1	PLUG-ORIFICE						
Y	11	1	336-2443	1	TORQUE CONVERTER GP						341
	12	1	2D-5658	1	BALL BEARING						
	13	1	2K-5986	2	PIN-SPRING						
	14	1	3S-2708	3	PIN-SPRING						
	15	1	5J-3964	1	RING-LOCK						
	16	1	5P-7679	1	RACE-SPECIAL ROLLER BEARING						
	17	1	6K-3630	1	RING						
	18	1	6V-4583	1	RING-RETAINING						

Y-SEPARATE ILLUSTRATION

# POWER TRAIN

336-2442 TORQUE CONVERTER GP (contd.)

i04009849



GRAPHIC #1

g02282914

<END>



# POWER TRAIN

## 336-2443 TORQUE CONVERTER GP

S/N: T1M1-UP

PART OF 336-2442 TORQUE CONVERTER GP

SMCS - 3101

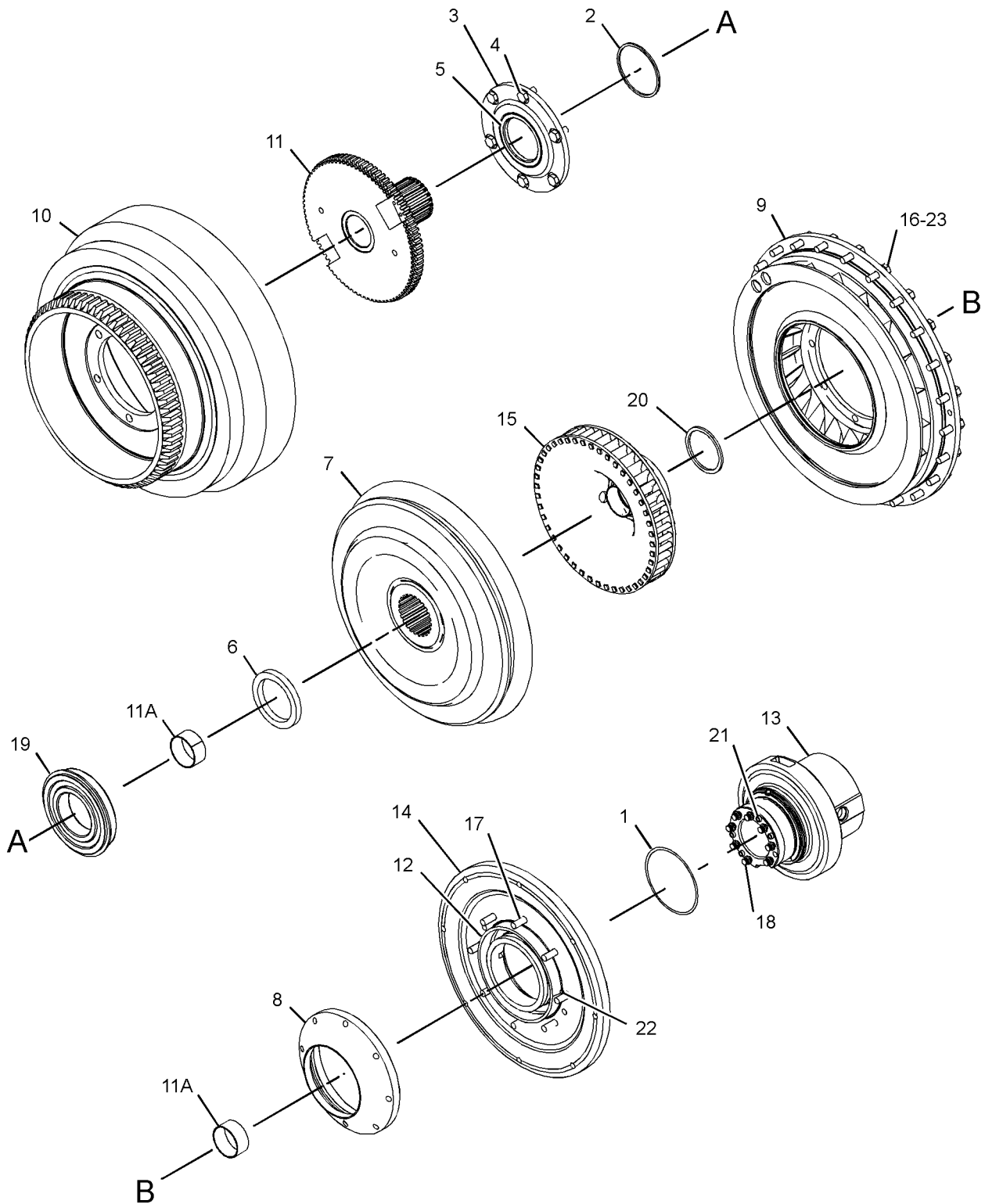
I04009891

NOTE	REF NO	GRAPHIC REF	PART NUMBER	QTY	PART NAME						SEE PAGE	
					1	2	3	4	5	6 (PRODUCT LEVEL)		
	1	1	1T-0069	1	RING-METAL SEAL							
	2	1	1T-0097	1	RING-METAL SEAL							
	3	1	1T-0438	1	RETAINER-BEARING							
	4	1	1T-0446	6	BOLT (3/8-16X0.75-IN)							
	5	1	1T-0447	1	CARRIER-RING							
	6	1	1T-0599	1	SPACER (65.1X85X9.52-MM THK)							
	7	1	1T-1993	1T-1994	1	WHEEL-TURBINE						
	8	1	1T-2069	1	CARRIER-BEARING							
	9	1	1T-2079	1	IMPELLER-CONVERTER							
	10	1	1T-2080	1	HOUSING-ROTATING							
	11	1	1T-2086	1	FLANGE AS-OUTPUT							
	11A	1	1T-0902	2	BUSHING							
	12	1	304-9651	1	BALL BEARING							
	13	1	336-2433	1	CARRIER AS-STATOR							
		1	4S-8537	1	DOWEL							
	14	1	336-2435	1	RETAINER							
	15	1	1T-2052	351-6351	1	STATOR AS						
	16	1	1A-2029	24	BOLT (3/8-16X1.125-IN)							
	17	1	1T-0131	8	BOLT-SOCKET HEAD (3/8-24X1.25-IN)							
	18	1	1T-0414	8	BOLT-12 POINT HEAD (5/16-18X1-IN)							
	19	1	1T-0441	1	BALL BEARING							
	20	1	3F-3727	1	RING-SNAP							
	21	1	4H-1440	6	PIN-SPRING							
	22	1	5B-0582	1	DOWEL							
	23	1	5M-2894	24	WASHER-HARD (10.2X18.5X2.5-MM THK)							

# POWER TRAIN

336-2443 TORQUE CONVERTER GP (contd.)

i04009891



GRAPHIC #1

g02258715

<END>

# POWER TRAIN

## 354-0148 TRANSMISSION AR

S/N: K1T1-UP

PART OF 324-3083 POWER TRAIN AR

SMCS - 3030

i04158399

NOTE	PART NUMBER	QTY	PART NAME						SEE PAGE
			1	2	3	4	5	6 (PRODUCT LEVEL)	
Y	354-0153	1	CASE & PARTS GP-PLANETARY						292
Y	354-0154	1	CONTROL GP-TRANSMISSION HYD						297
Y	244-2616	1	GEAR GP-BEVEL & TRANSFER						311
Y	354-0151	1	PLANETARY GP-TRANSMISSION						323

Y-SEPARATE ILLUSTRATION

<END>

# POWER TRAIN

## 108-2106 UNIVERSAL JOINT GP

S/N: PLR1-UP

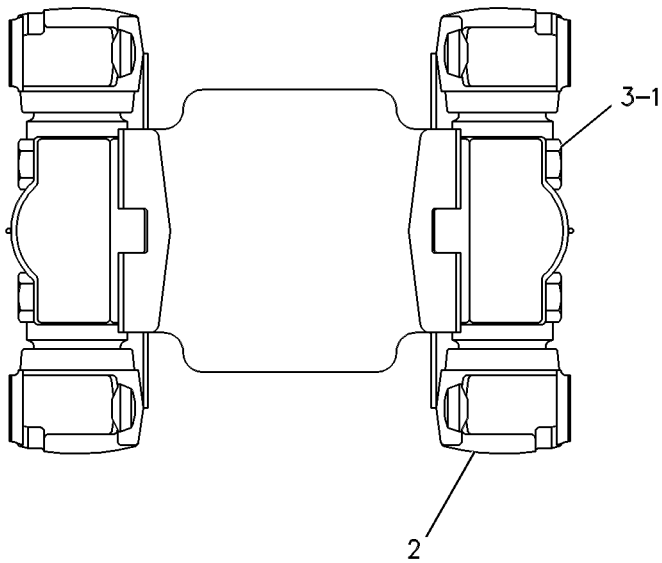
PART OF 108-1696 SHAFT GP-DRIVE

SMCS - 3251

SMCS - 3253

I01584185

NOTE	REF NO	GRAPHIC REF	PART NUMBER	QTY	PART NAME						SEE PAGE
					1	2	3	4	5	6 (PRODUCT LEVEL)	
	1	1	3V-2431	8	WASHER (10.2X16.0X2.0MM THK)						
	2	1	7G-9555	2	SPIDER & BEARING AS						
	3	1	0L-0478	8	BOLT (3/8-24X1.75 IN)						



g00254100

GRAPHIC #1

<END>

# POWER TRAIN

## 244-3114 VALVE GP-MODULATING

S/N: K1T1-UP

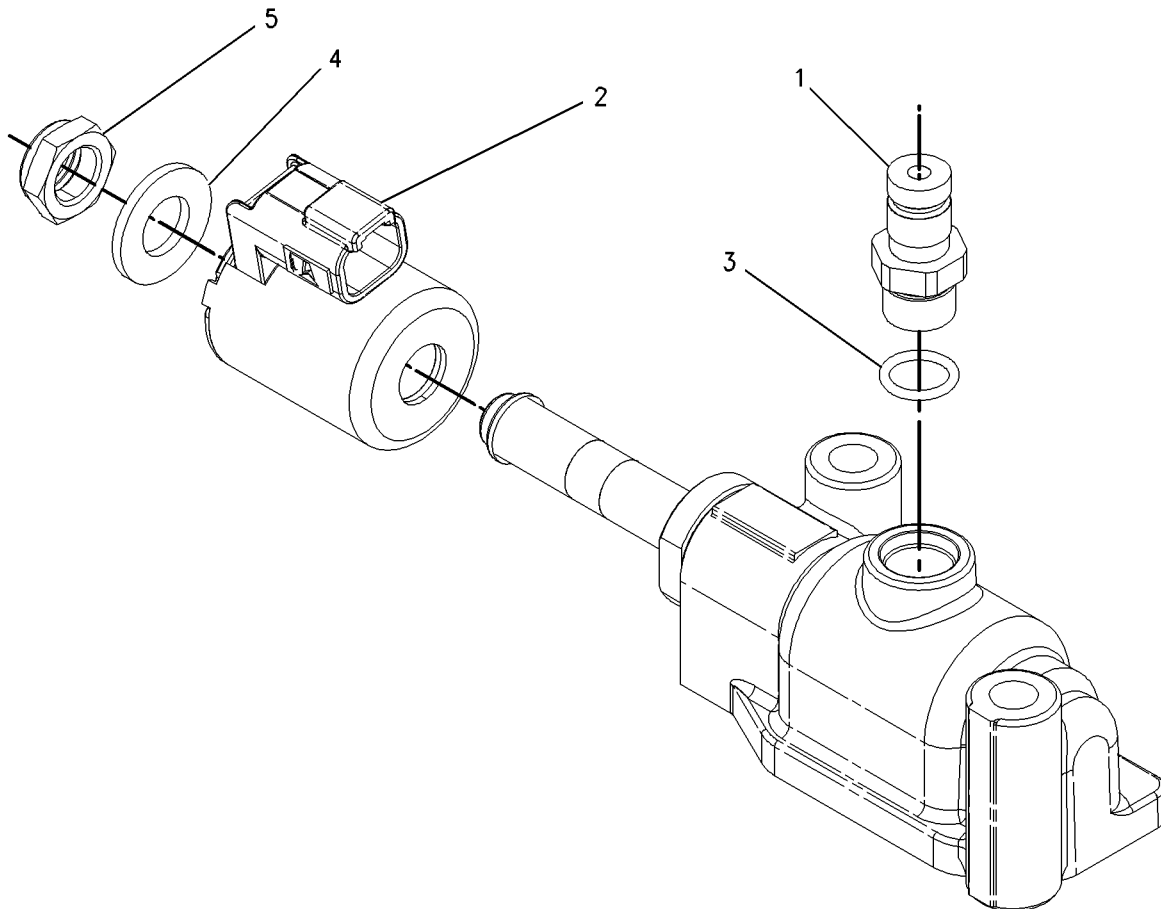
PART OF 354-0154 CONTROL GP-TRANSMISSION HYD

SMCS - 3139

103435880

NOTE	REF NO	GRAPHIC REF	PART NUMBER	QTY	PART NAME						SEE PAGE
					1	2	3	4	5	6 (PRODUCT LEVEL)	
	1	1	6V-3965	1	FITTING (QUICK DISCONNECT)						
	2	1	323-9531	1	COIL AS (24-VOLT)						
	3	1	214-7568	1	SEAL-O-RING						
	4	1	164-2108	1	WASHER (13.03X25.4X2.38-MM THK)						
	5	1	218-2373	1	NUT (1/2-28-THD)						

PARTS SHOWN IN GRAPHIC(S) WITHOUT A REFERENCE NUMBER ARE NOT SERVICED SEPARATELY



g00919065

GRAPHIC #1

<END>

# POWER TRAIN

## 220-1418 VALVE GP-RELIEF

S/N: PLR1-UP

PART OF 325-0064 LINES GP-POWER TRAIN OIL

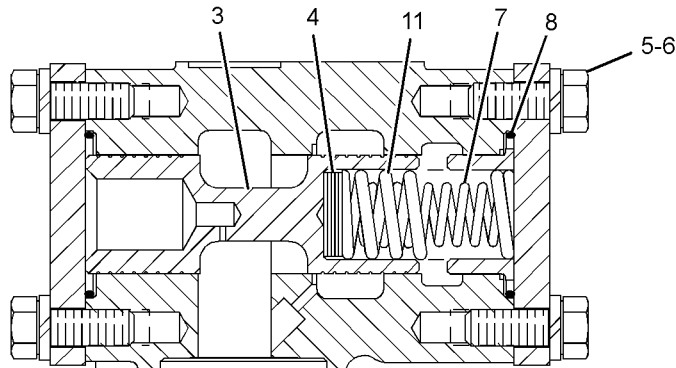
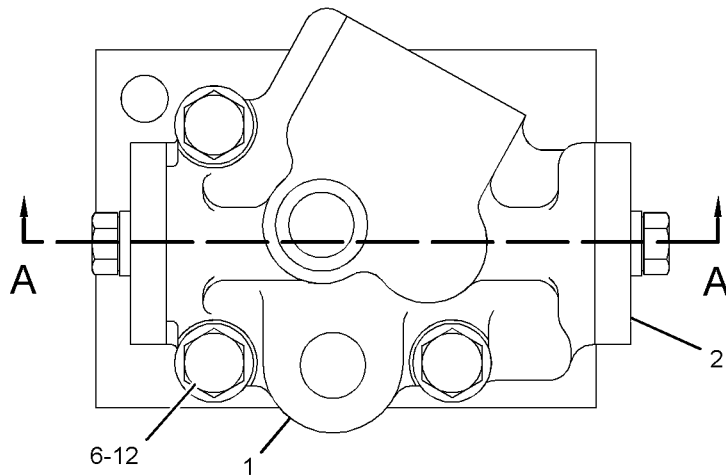
SMCS - 3133

SMCS - 3182

102402724

NOTE	REF NO	GRAPHIC REF	PART NUMBER	QTY	PART NAME						SEE PAGE
					1	2	3	4	5	6 (PRODUCT LEVEL)	
	1	1	225-6363	1	HOUSING AS-RELIEF VALVE						
		1	7M-1377	1	STOP-VALVE						
	2	1	4M-8239	2	COVER						
	3	1	7M-1296	1	VALVE-RELIEF						
B	4	1	5M-9623	5	SHIM (0.9-MM THK)						
	5	1	8T-4136	4	BOLT (M10X1.5X25-MM)						
	6	1	8T-4121	7	WASHER-HARD (11X21X2.5-MM THK)						
	7	1	7M-1297	1	SPRING						
	8	1	8M-4986	2	SEAL-O-RING						
	11	1	9W-5595	1	SPRING						
	12	1	8T-4172	3	BOLT (M10X1.5X80-MM)						

B-USE AS REQUIRED  
M-METRIC PART



SECTION A-A

g01206826

GRAPHIC #1

<END>

# POWER TRAIN

## 354-0164 VALVE GP-RELIEF

S/N: K1T1-UP

PART OF 354-0154 CONTROL GP-TRANSMISSION HYD

SMCS - 3133

SMCS - 3182

104324719

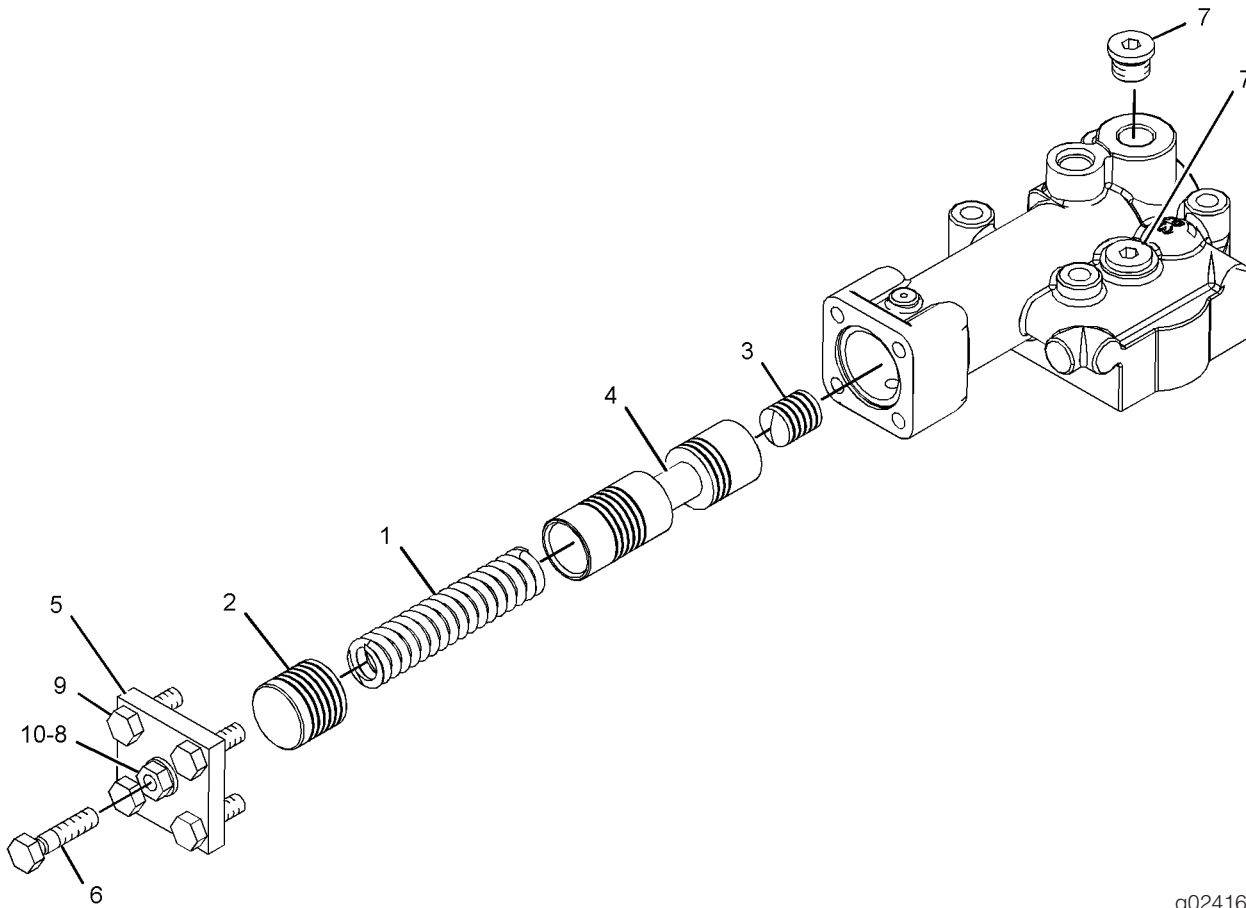
NOTE	REF NO	GRAPHIC REF	PART NUMBER	QTY	PART NAME						SEE PAGE
					1	2	3	4	5	6 (PRODUCT LEVEL)	
	1	1	1M-9351	1	SPRING						
	2	1	2S-5835	1	PISTON-LOAD						
	3	1	8E-1143	1	SLUG						
	4	1	9U-8668	1	SPOOL AS						
		1	3D-8317	1	RING-RETAINING						
		1	4B-9880	1	BALL						
		1	4M-2381	1	SPRING						
		1	9V-8668	8E-9893	1	PLATE					
		1	9U-8669	1	RETAINER						
	5	1	202-2005	1	COVER						
	6	1	355-2381	1	SCREW-ADJUSTING						
	7	1	162-0177	2	PLUG AS (EACH INCLUDES)						
		1	3J-1907	1	SEAL-O-RING						
		1	9S-8004	1	PLUG-O-RING						
	8	1	4F-2294	1	NUT-JAM (5/16-24-THD)						
	9	1	6V-3940	4	BOLT (M8X1.25X25-MM)						
	10	1	9M-1974	1	WASHER-HARD (8.8X16X2-MM THK)						

M-METRIC PART

# POWER TRAIN

354-0164 VALVE GP-RELIEF (contd.)

i04324719



GRAPHIC #1

g02416237

<END>



# POWER TRAIN

## 172-2392 VALVE GP-SOLENOID

S/N: PLR1-UP

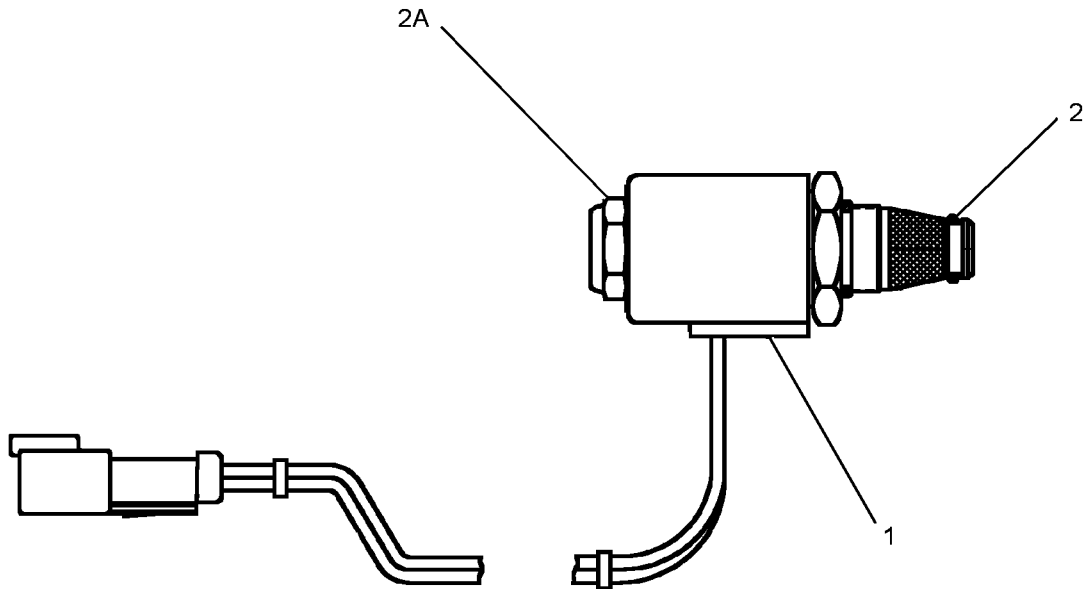
PART OF 175-4972 MANIFOLD & VALVE GP

SMCS - 4282

SMCS - 5479

104035029

NOTE	REF NO	GRAPHIC REF	PART NUMBER	QTY	PART NAME						SEE PAGE
					1	2	3	4	5	6 (PRODUCT LEVEL)	
	1	1	133-2249	1	COIL AS						
		1	1S-9593	2	STRAP-CABLE						
		1	8T-8729	2	PIN-CONNECTOR (16-GA TO 18-GA)						
		1	8T-8737	2	PLUG-SEAL						
		1	102-8804	1	KIT-RECEPTACLE (4-PIN) (INCLUDES RECEPTACLE AS & WEDGE)						
	2	1	172-2391	1	SPOOL AS						
	2A	1	156-5970	1	NUT (1/2-20-THD)						
					AVAILABLE REPAIR KIT(S):						
			365-8611	1	KIT-SEAL (SOLENOID VALVE) (INCLUDES O-RING SEALS & BACK UP RING)						



g02288793

GRAPHIC #1

# FRAME AND BODY

## 332-3718 BOX GP-BATTERY

S/N: PLR1-UP

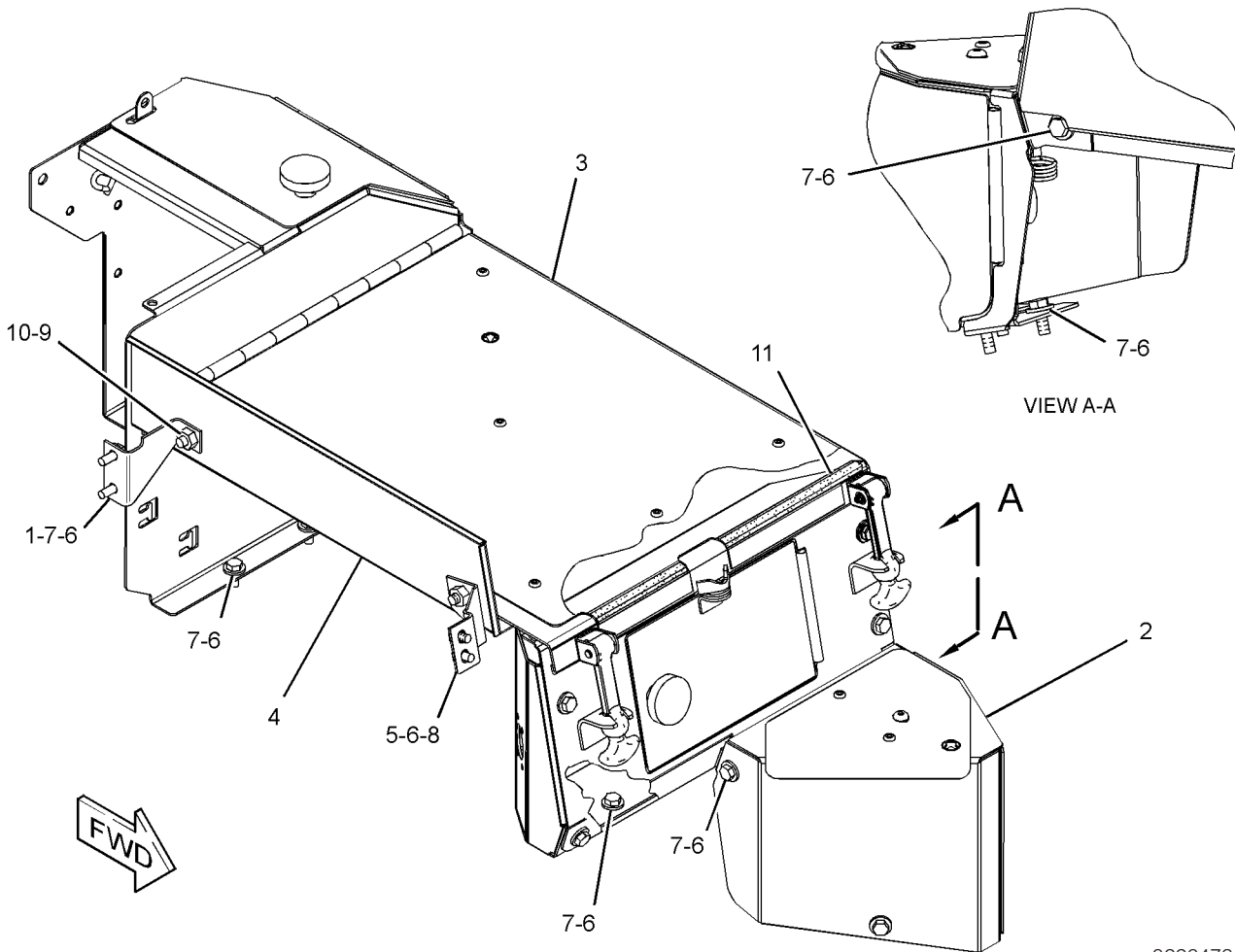
PART OF 324-3020 CHASSIS AR

SMCS - 7257

I04049770

NOTE	REF NO	GRAPHIC REF	PART NUMBER	QTY	PART NAME						SEE PAGE
					1	2	3	4	5	6 (PRODUCT LEVEL)	
	1	1	231-4384	1	BRACKET AS						
Y	2	1	333-1219	1	BOX GP-BATTERY						351
Y	3	1	335-6372	1	BOX GP-BATTERY						352
	4	1	350-3805	1	PLATE						
	5	1	350-3806	1	BRACKET AS						
	6	1	7X-7729	16	WASHER (11X25X3-MM THK)						
	7	1	8T-4136	14	BOLT (M10X1.5X25-MM)						
	8	1	8T-4191	2	BOLT (M10X1.5X16-MM)						
	9	1	8T-4192	2	BOLT (M12X1.75X25-MM)						
	10	1	8T-4223	2	WASHER-HARD (13.5X25.5X3-MM THK)						
D	11	1	5P-5639 5P-0806 SEAL (0.5-M)								

D-ORDER BY THE METER  
M-METRIC PART  
Y-SEPARATE ILLUSTRATION



GRAPHIC #1

<END>

g02264734

# FRAME AND BODY

## 333-1219 BOX GP-BATTERY

S/N: PLR1-UP

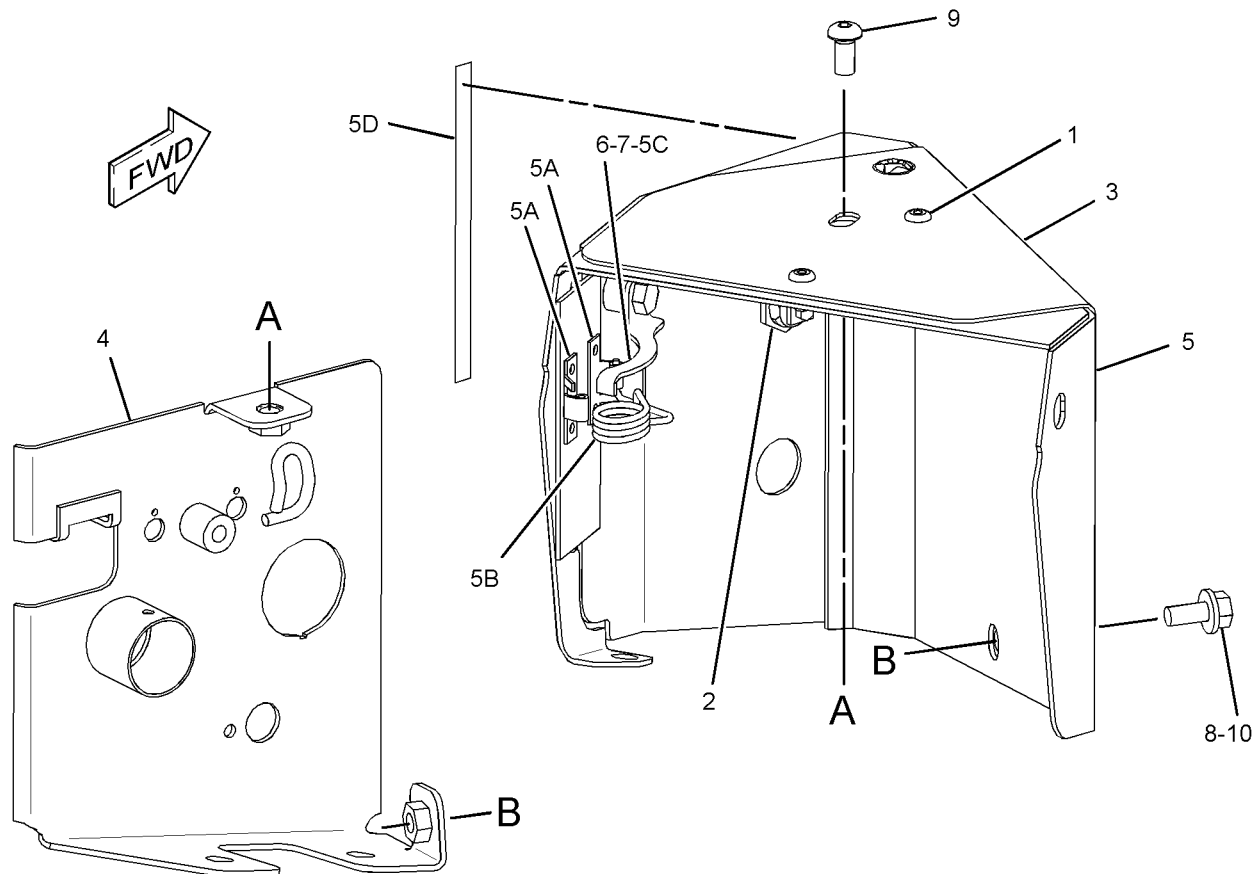
PART OF 332-3718 BOX GP-BATTERY

SMCS - 7257

104020496

NOTE	REF NO	GRAPHIC REF	PART NUMBER	QTY	PART NAME						SEE PAGE
					1	2	3	4	5	6 (PRODUCT LEVEL)	
	1	1	162-2480	2	RIVET						
	2	1	203-6066	1	LATCH AS						
	3	1	333-4793	1	PLATE-TREAD						
	4	1	350-3808	1	PANEL AS						
	5	1	350-3809	1	COVER AS						
	5A	1	053-6845	2	BRACKET						
	5B	1	053-6846	1	SPRING						
	5C	1	101-9080	1	BOSS (M10X1.5X13-MM)						
D	5D	1	8T-5372 8T-5371		SEAL (0.3-M)						
	6	1	350-3811	1	HOOK						
	7	1	7X-2621	1	BOLT (M10X1.5X12-MM)						
	8	1	7X-7729	1	WASHER (11X25X3-MM THK)						
	9	1	8C-8585	1	SCREW-BUTTON HEAD (M10X1.5X20-MM)						
	10	1	8T-4136	1	BOLT (M10X1.5X25-MM)						

D-ORDER BY THE METER  
M-METRIC PART



MOUNTS TO  
BATTERY BOX

g02281734

GRAPHIC #1

<END>

# FRAME AND BODY

## 335-6372 BOX GP-BATTERY

S/N: PLR1-UP

PART OF 332-3718 BOX GP-BATTERY

SMCS - 7257

I04350514

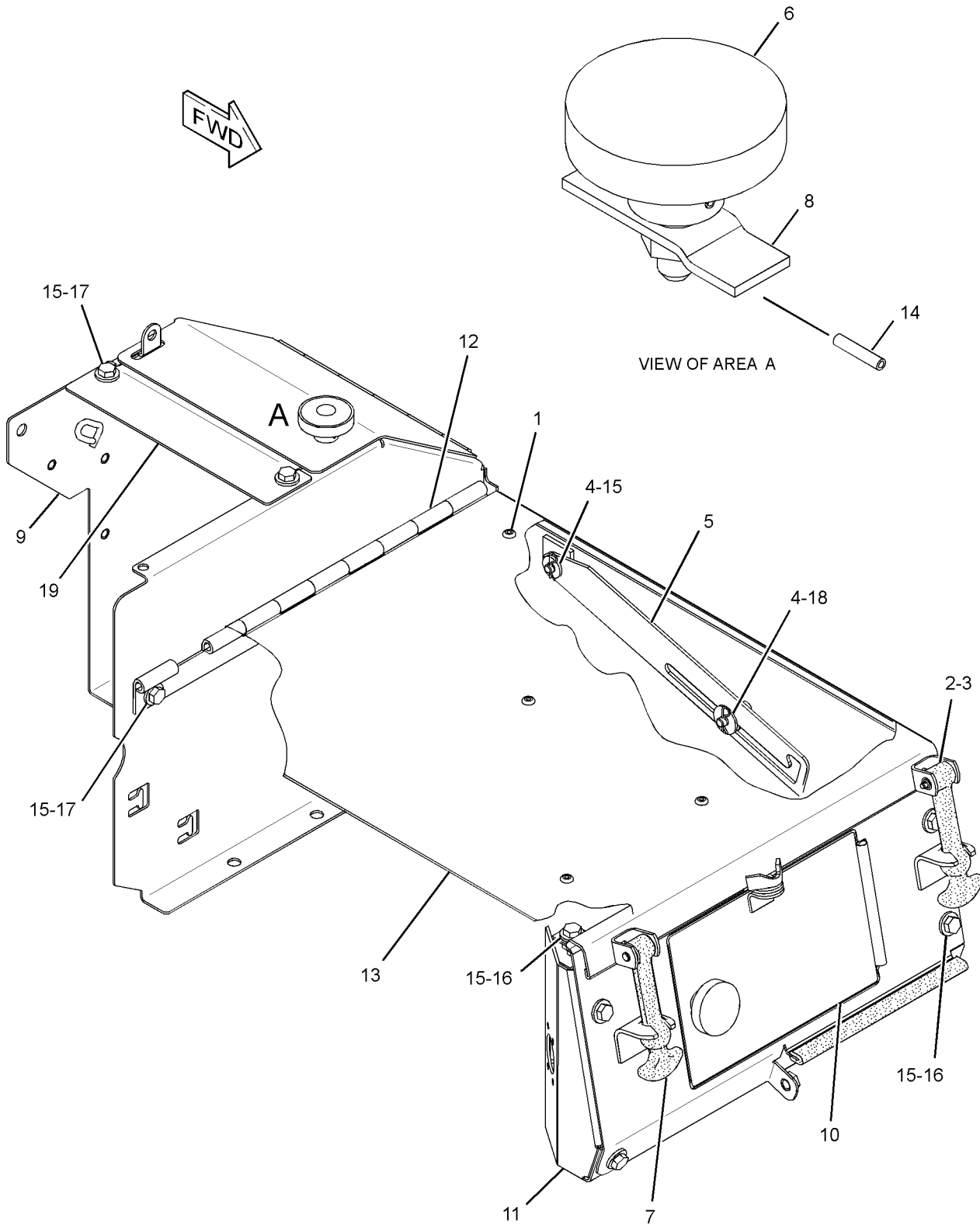
NOTE	REF NO	GRAPHIC REF	PART NUMBER	QTY	PART NAME						SEE PAGE
					1	2	3	4	5	6 (PRODUCT LEVEL)	
	1	1	162-2480	6	RIVET						
	2	1	2M-5795	2	PIN-CLEVIS						
	3	1	5V-1496	2	RETAINER						
	4	1	6V-9197	2	LOCK PIN						
	5	1	6Y-3973	1	LINK						
	6	1	8E-7561	1	KNOB AS						
		1	7S-2042	1	STUD (3/8-16X1.5-IN)						
		1	8E-1205	1	KNOB						
		1	8T-7566	1	PIN-SPRING						
	7	1	9M-3835	2	LATCH-RUBBER						
	8	1	9S-8230	1	PLATE AS						
		1	1F-0750	1	NUT-WELD (3/8-16-THD)						
	9	1	335-6373	1	COVER AS						
	10	1	350-3807	1	COVER AS						
	11	1	350-3810	1	PANEL AS						
	12	1	350-3812	1	COVER AS						
	13	1	350-3813	1	PLATE-TREAD						
	14	1	4H-1641	1	PIN-SPRING						
	15	1	7X-7729	12	WASHER (11X25X3-MM THK)						
	16	1	8T-4136	5	BOLT (M10X1.5X25-MM)						
	17	1	8T-4137	6	BOLT (M10X1.5X20-MM)						
	18	1	8T-4222	2	WASHER-PLATED (11X32X2.5-MM THK)						
	19	1	370-6966	1	PLATE						

M-METRIC PART

# FRAME AND BODY

335-6372 BOX GP-BATTERY (contd.)

i04350514



GRAPHIC #1

g02531616

<END>

# FRAME AND BODY

## 325-1952 CASE & FRAME GP

S/N: PLR1-UP

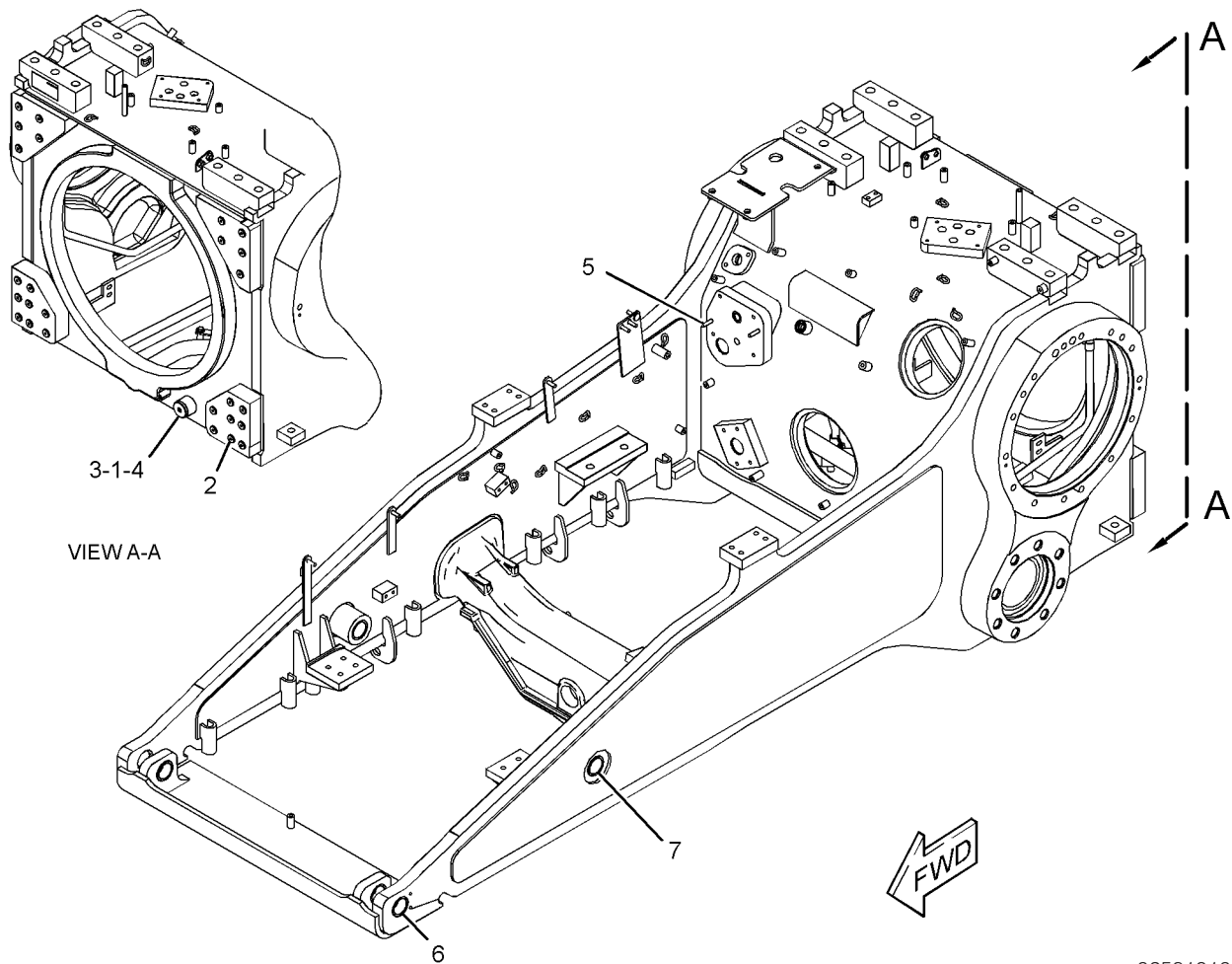
PART OF 324-3020 CHASSIS AR

SMCS - 7051

104477509

NOTE	REF NO	GRAPHIC REF	PART NUMBER	QTY	PART NAME						SEE PAGE
					1	2	3	4	5	6 (PRODUCT LEVEL)	
	1	1	6F-0711	1	SEAL-O-RING						
	2	1	7X-1456	26	PLUG						
	3	1	106-8186	1	VALVE AS-DRAIN (ECOLOGY)						
		1	077-3241	1	SEAL-O-RING						
	4	1	106-8187	1	PLUG-DRAIN (CASE, FRAME)						
	5	1	264-0168	2	STUD-TAPERLOCK (M10X1.5X50-MM)						
	6	1	258-2305	9P-1779	4						BUSHING
	7	1	3T-0996	2	BUSHING						

M-METRIC PART



VIEW A-A

GRAPHIC #1

g02581016

<END>

# FRAME AND BODY

## 356-2164 COVER GP-PROTECTION

S/N: PLR1-UP

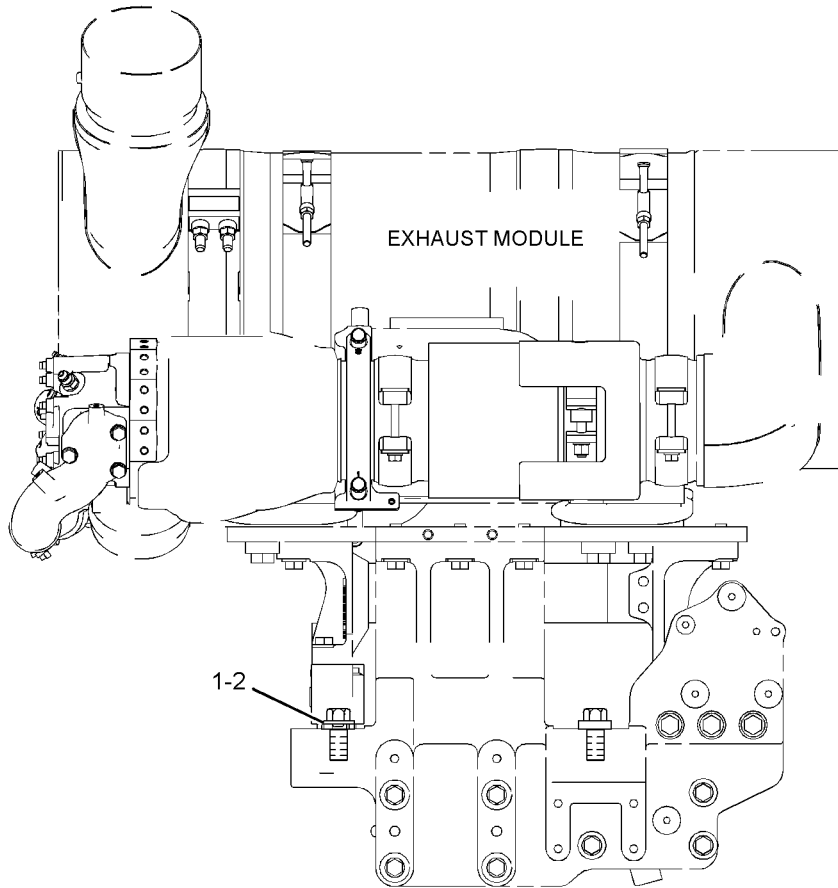
PART OF 324-3060 INSTALLATION AR

SMCS - 7050

SMCS - 7250

104018509

NOTE	REF NO	GRAPHIC REF	PART NUMBER	QTY	PART NAME						SEE PAGE
					1	2	3	4	5	6 (PRODUCT LEVEL)	
	1	1	198-4782	2	WASHER-HARD (26X47X12-MM THK)						
	2	1	7X-0381	2	BOLT (7/8-9X2-IN)						



FRONT VIEW

g02275974

GRAPHIC #1

<END>

# FRAME AND BODY

## 364-1397 DOOR GP-ACCESS

S/N: PLR1-UP

PART OF 324-5977 ENCLOSURE GP-ENGINE

SMCS - 7273

I04419657

NOTE	REF NO	GRAPHIC REF	PART NUMBER	QTY	PART NAME						SEE PAGE
					1	2	3	4	5	6 (PRODUCT LEVEL)	
	1	1	3V-9399	1	ROD AS						
		1	4B-4278	2	WASHER (10.2X20.5X1.6-MM THK)						
	2	1	8C-8584	1	PAWL-T-BAR LATCH						
	3	1	8T-9496	2	LOCKNUT (9/16-18-THD)						
J	4	1	8Y-4000	1	LATCH AS (T-BAR, COMPARTMENT)						
	5	1	9G-9239	1	HANDHOLD AS						
	6	1	329-1801	1	DOOR AS-ACCESS						
	7	1	3B-4605	1	PIN-COTTER						
	8	1	4H-2558	1	GROMMET						
	9	1	4M-7470	1	GROMMET						
	10	1	5P-1076	3	WASHER-HARD (13.5X30X4-MM THK)						
	11	1	8T-4121	2	WASHER-HARD (11X21X2.5-MM THK)						
	12	1	8T-4136	2	BOLT (M10X1.5X25-MM)						
	13	1	8T-4192	3	BOLT (M12X1.75X25-MM)						
	14	1	4B-4278	1	WASHER (10.2X20.5X1.6-MM THK)						

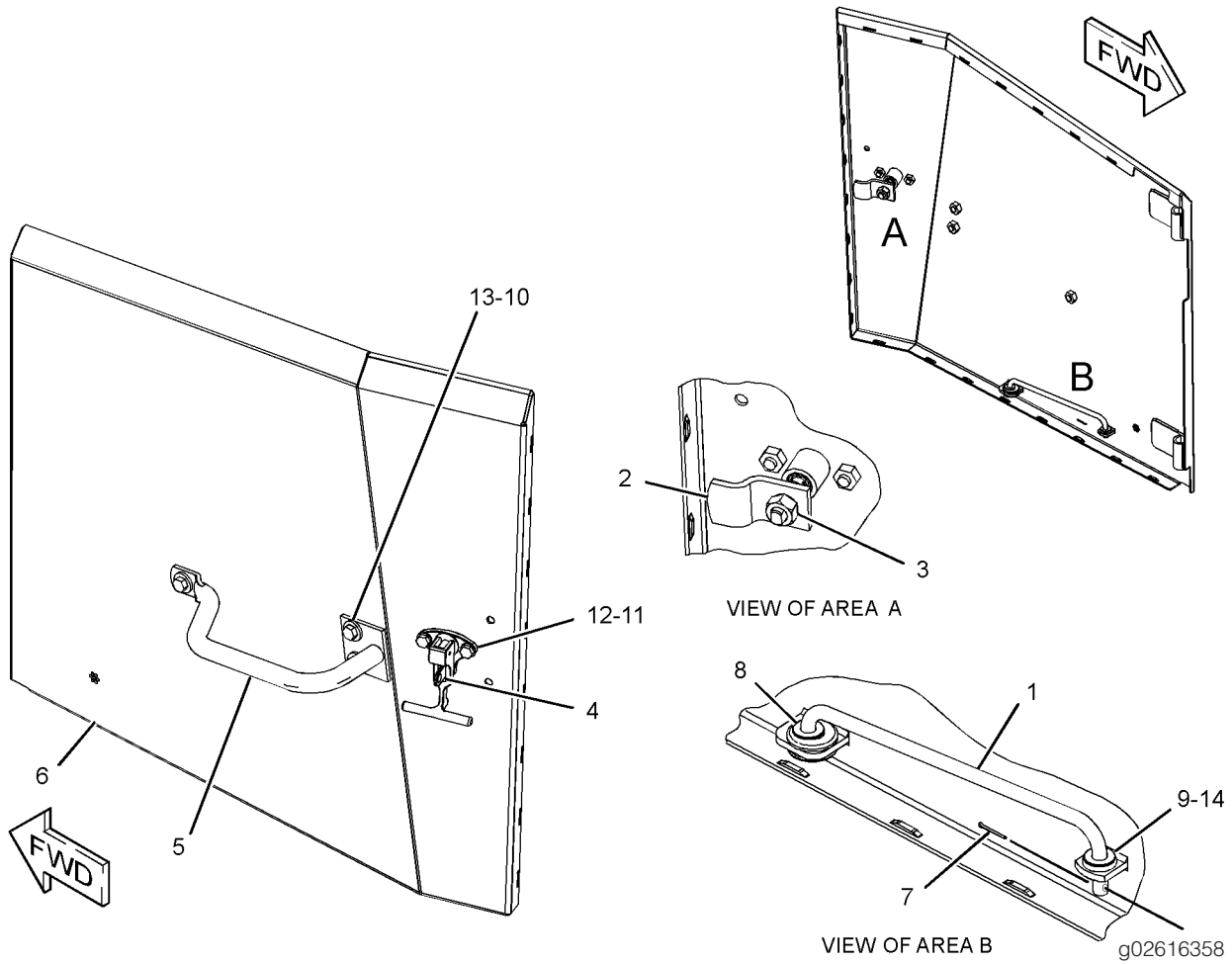
J-REQUIRES CORPORATE KEY  
M-METRIC PART



# FRAME AND BODY

364-1397 DOOR GP-ACCESS (contd.)

i04419657



GRAPHIC #1

<END>

# FRAME AND BODY

## 364-1398 DOOR GP-ACCESS

S/N: PLR1-UP

PART OF 324-5977 ENCLOSURE GP-ENGINE

SMCS - 7273

I04419660

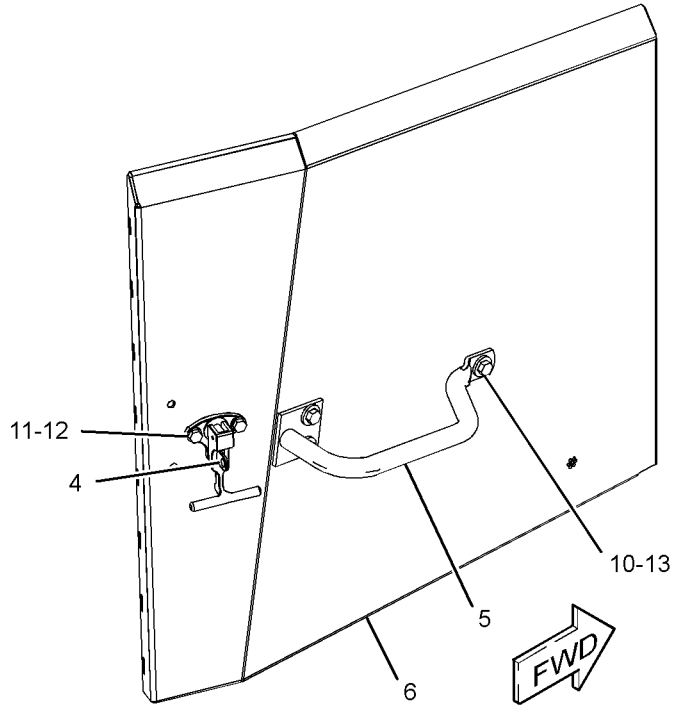
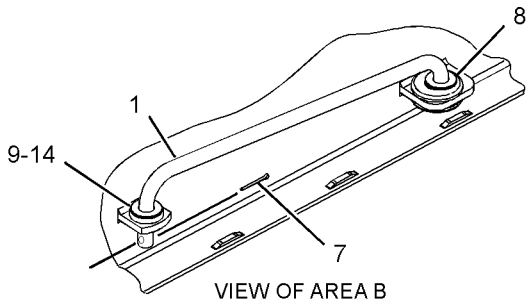
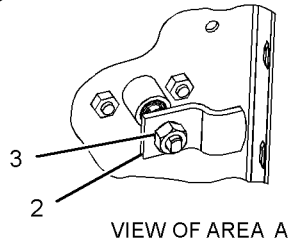
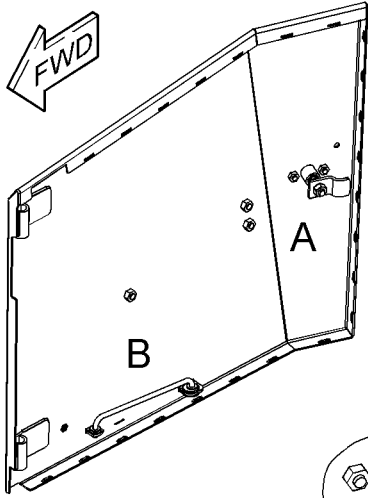
NOTE	REF NO	GRAPHIC REF	PART NUMBER	QTY	PART NAME						SEE PAGE
					1	2	3	4	5	6 (PRODUCT LEVEL)	
	1	1	3V-9399	1	ROD AS						
		1	4B-4278	2	WASHER (10.2X20.5X1.6-MM THK)						
	2	1	8C-8584	1	PAWL-T-BAR LATCH						
	3	1	8T-9496	2	LOCKNUT (9/16-18-THD)						
J	4	1	8Y-4000	1	LATCH AS (T-BAR, COMPARTMENT)						
	5	1	9G-9239	1	HANDHOLD AS						
	6	1	329-1811	1	DOOR AS						
		1	8T-3490	2	NUT-WELD (M10X1.5-THD)						
		1	8T-3597	3	NUT-WELD (M12X1.75-THD)						
	7	1	3B-4605	1	PIN-COTTER						
	8	1	4H-2558	1	GROMMET						
	9	1	4M-7470	1	GROMMET						
	10	1	5P-1076	3	WASHER-HARD (13.5X30X4-MM THK)						
	11	1	8T-4121	2	WASHER-HARD (11X21X2.5-MM THK)						
	12	1	8T-4136	2	BOLT (M10X1.5X25-MM)						
	13	1	8T-4192	3	BOLT (M12X1.75X25-MM)						
	14	1	4B-4278	1	WASHER (10.2X20.5X1.6-MM THK)						

J-REQUIRES CORPORATE KEY  
M-METRIC PART

# FRAME AND BODY

364-1398 DOOR GP-ACCESS (contd.)

i04419660



g02616362

GRAPHIC #1

<END>

# FRAME AND BODY

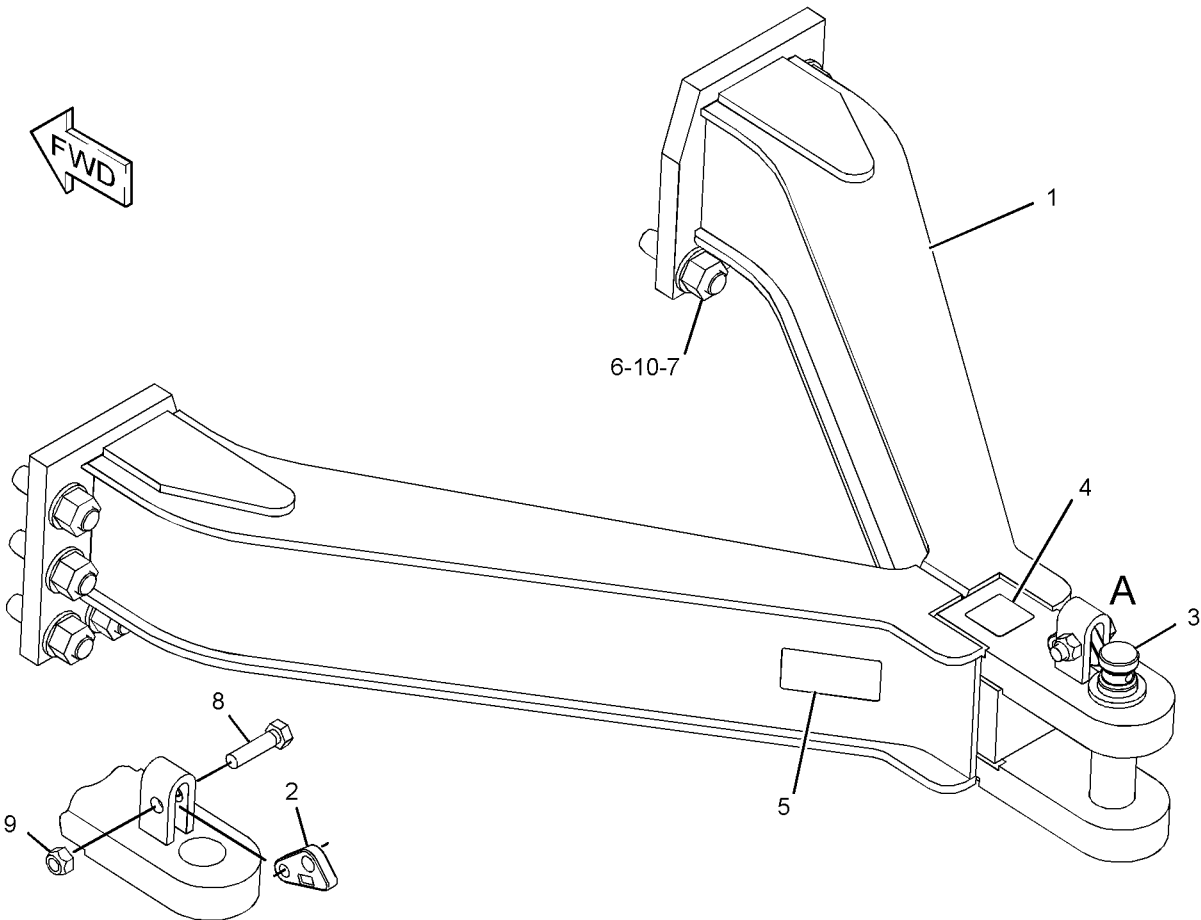
## 3W-6866 DRAWBAR GP

S/N: PLR1-UP  
 AN ATTACHMENT  
 SMCS - 7105  
 SMCS - 7119

104302739

NOTE	REF NO	GRAPHIC REF	PART NUMBER	QTY	PART NAME						SEE PAGE
					1	2	3	4	5	6 (PRODUCT LEVEL)	
	1	1	3W-6867	1	DRAWBAR AS						
	2	1	7B-0863	1	LATCH-PIN						
	3	1	7F-9547	1	PIN AS-DRAWBAR						
		1	7F-9543	1	COLLAR						
	4	1	7X-7644	1	FILM-INFORMATION (TIE-DOWN)						
	5	1	356-2197	1	FILM-INFORMATION (DRAWBAR, READ OMM)						
	6	1	5D-3118	10	STUD-TAPERLOCK (1-8-THD)						
	7	1	6V-8190	10	NUT (1-8-THD)						
	8	1	8T-4140	1	BOLT (M16X2X60-MM)						
	9	1	8T-4778	1	LOCKNUT (M16X2-THD)						
	10	1	8T-5361	10	WASHER-HARD (28X49X5-MM THK)						

M-METRIC PART



VIEW OF AREA A  
(EXPLODED)

GRAPHIC #1

g02523758

<END>

# FRAME AND BODY

## 330-8330 ENCLOSURE GP

S/N: PLR1-UP

PART OF 324-3020 CHASSIS AR

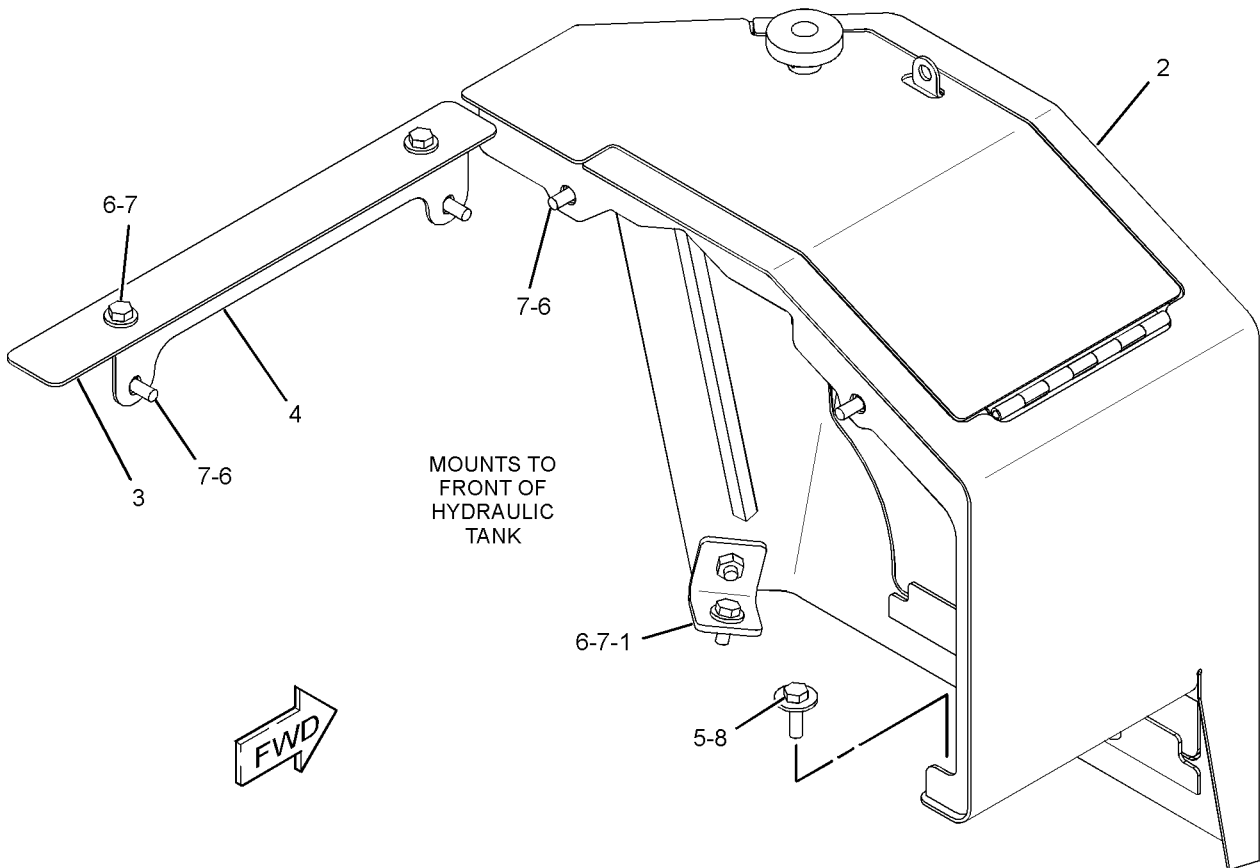
SMCS - 7267

SMCS - 7276

104020458

NOTE	REF NO	GRAPHIC REF	PART NUMBER	QTY	PART NAME						SEE PAGE
					1	2	3	4	5	6 (PRODUCT LEVEL)	
	1	1	241-6919	1	BRACKET AS						
	2	1	331-5978	1	COVER AS						
	3	1	333-4794	1	PLATE						
	4	1	333-4795	1	BRACKET AS						
		1	8T-3490	2	NUT-WELD (M10X1.5-THD)						
	5	1	131-5879	2	WASHER (11X32X3-MM THK)						
	6	1	7X-7729	8	WASHER (11X25X3-MM THK)						
	7	1	8T-4136	8	BOLT (M10X1.5X25-MM)						
	8	1	8T-4196	2	BOLT (M10X1.5X35-MM)						

M-METRIC PART



g02284033

GRAPHIC #1

<END>

# FRAME AND BODY

## 324-5977 ENCLOSURE GP-ENGINE

S/N: PLR1-UP

PART OF 324-3020 CHASSIS AR

SMCS - 7263

I04154941

NOTE	REF NO	GRAPHIC REF	PART NUMBER	QTY	PART NAME						SEE PAGE
					1	2	3	4	5	6 (PRODUCT LEVEL)	
	1	1	6T-9927	2	SLIDE						
	2	1	8E-4832	2	STRIKER						
	3	1	9P-3066	2	MOUNTING						
	4	2	227-9310	4	BRACKET						
	5	1	317-7071	4	SPACER						
	6	1	329-1785	1	COVER AS						
		1	275-0571	1	CAM-LATCH						
		1	275-0572	1	LATCH AS						
		1	365-5601	1	COVER AS						
		1	7T-1099	2	LINK						
		1	8K-3351	1	HINGE						
Y	7	1	329-1792	1	HOOD & GUARD GP						376
Y	8	1	329-1797	1	ENCLOSURE GP-ENGINE (LH)						366
	9	1	329-1798	2	GUIDE						
Y	10	1	329-1799	1	ENCLOSURE GP-ENGINE (RH)						367
	11	1	329-1839	2	HANDHOLD						
	12	1	329-1842	1	BRACKET AS (LH)						
		1	8T-3490	2	NUT-WELD (M10X1.5-THD)						
	13	1	329-1843	1	BRACKET AS (RH)						
		1	8T-3490	2	NUT-WELD (M10X1.5-THD)						
	14	2	329-1844	1	LINER						
	15	2	329-1855	2	HINGE AS (LH)						
	16	2	329-1856	2	HINGE AS (RH)						
	17	1	329-1862	1	PLATE AS						
		1	8T-3490	3	NUT-WELD (M10X1.5-THD)						
	18	1	329-1864	1	PLATE AS						
		1	8T-3490	3	NUT-WELD (M10X1.5-THD)						
	19	1	333-1260	1	PANEL AS (LH)						
		1	8T-3490	2	NUT-WELD (M10X1.5-THD)						
	20	1	333-1261	1	PANEL AS (RH)						
		1	8T-3490	2	NUT-WELD (M10X1.5-THD)						
	21	1	362-0133	2	BAFFLE						
	22	1	362-0134	2	PLATE						
Y	23	1	364-1397	1	DOOR GP-ACCESS (LH)						356
Y	24	1	364-1398	1	DOOR GP-ACCESS (RH)						358
Y	25	2	364-2844	1	INSULATION GP-SOUND SUPPR						377
	26	1	260-6707	4	BOLT-SOCKET HEAD (M10X1.5X35-MM)						
	27	1	3W-3819	2	PLATE						
	28	1	5P-1076	4	WASHER-HARD (13.5X30X4-MM THK)						
	29	1	5P-4116	4	WASHER-HARD (8.8X20.5X2-MM THK)						
	30	1	6P-8269	1	WASHER (20.5X88X6-MM THK)						
	31	1	6V-8513	2	WASHER-HARD (11X35X2.5-MM THK)						
	32	2	7X-0586	16	WASHER-HARD (7.2X32X2-MM THK)						
	33	1, 2	7X-7729	59	WASHER (11X25X3-MM THK)						
	34	1	8G-4014	2	RETAINER						
	35	1	8T-4133	4	NUT (M10X1.5-THD)						
	36	1, 2	8T-4136	41	BOLT (M10X1.5X25-MM)						
	37	1	8T-4137	3	BOLT (M10X1.5X20-MM)						
	38	2	8T-4138	16	BOLT (M6X1X20-MM)						
	39	1	8T-4139	4	BOLT (M12X1.75X30-MM)						
	40	1	8T-4175	1	BOLT (M16X2X90-MM)						
	41	1	8T-4189	4	BOLT (M8X1.25X20-MM)						
	42	1, 2	8T-4195	15	BOLT (M10X1.5X30-MM)						

# FRAME AND BODY

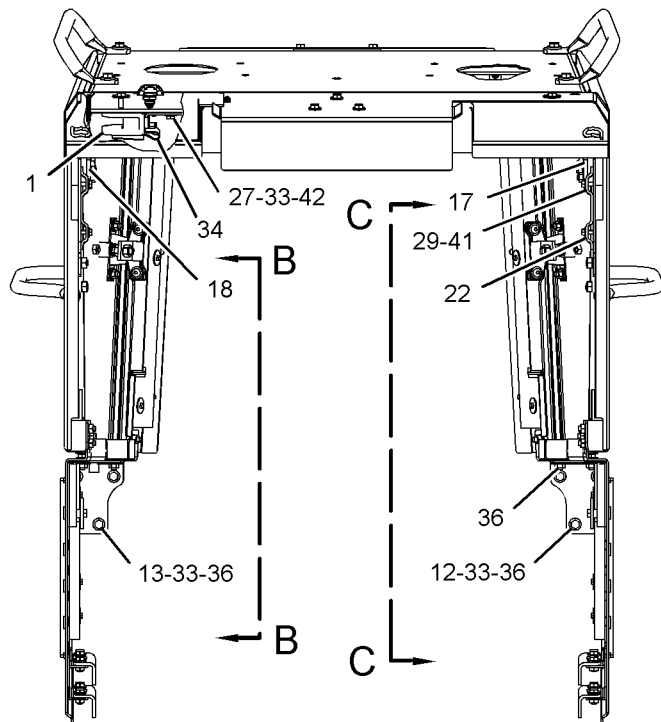
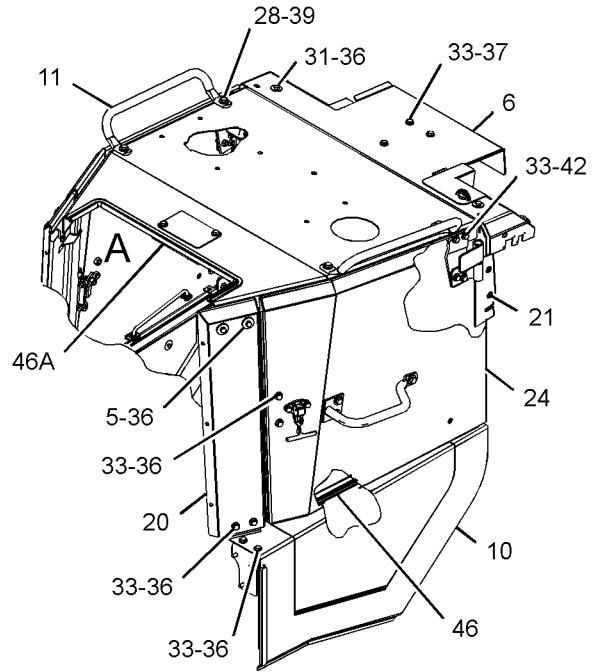
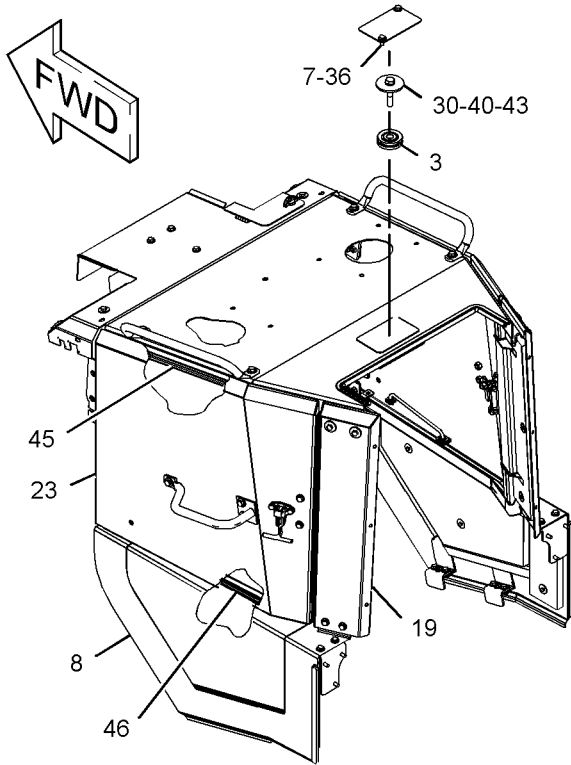
	43	1	<b>9X-8257</b>	1	WASHER (17.5X30X3.5-MM THK)
	44	2	<b>9X-8266</b>	2	WASHER (10.2X63.5X6-MM THK)
D	45	1	<b>5P-7483</b>	5P-7482	SEAL (0.74-M EACH)
D	46	1	<b>5P-7211</b>	5P-7210	SEAL (1.6-M EACH)
D	46A	1	<b>5P-7211</b>	5P-7210	SEAL (0.9-M)

D-ORDER BY THE METER  
M-METRIC PART  
Y-SEPARATE ILLUSTRATION

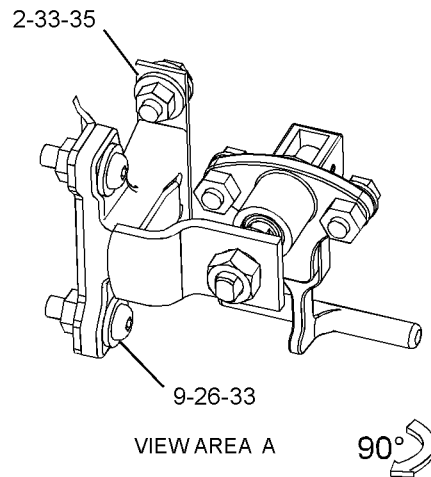
# FRAME AND BODY

324-5977 ENCLOSURE GP-ENGINE (contd.)

i04154941



FRONT VIEW



VIEW AREA A

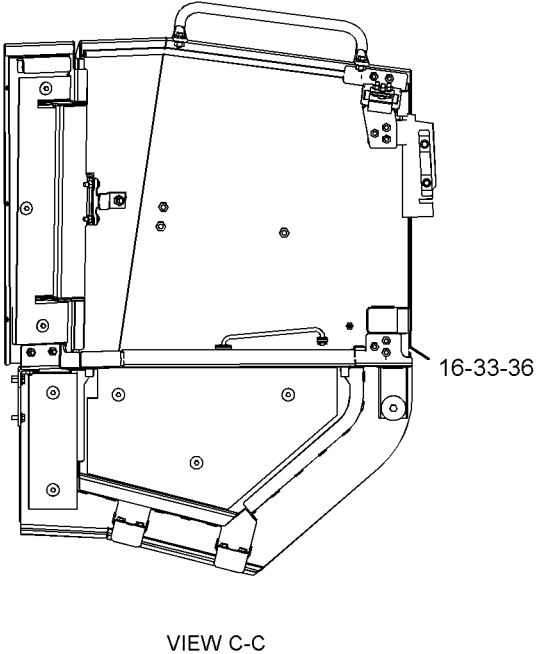
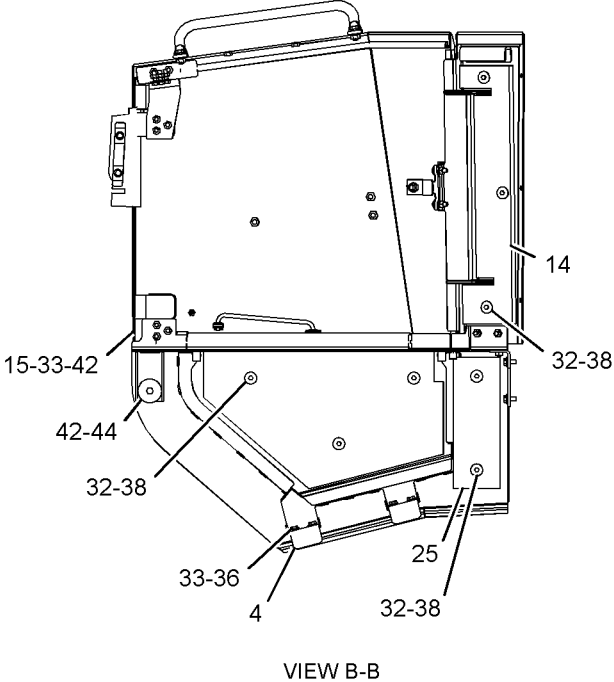
90°

GRAPHIC #1

g02350548



# FRAME AND BODY



GRAPHIC #1

g02324273

<END>

# FRAME AND BODY

## 329-1797 ENCLOSURE GP-ENGINE

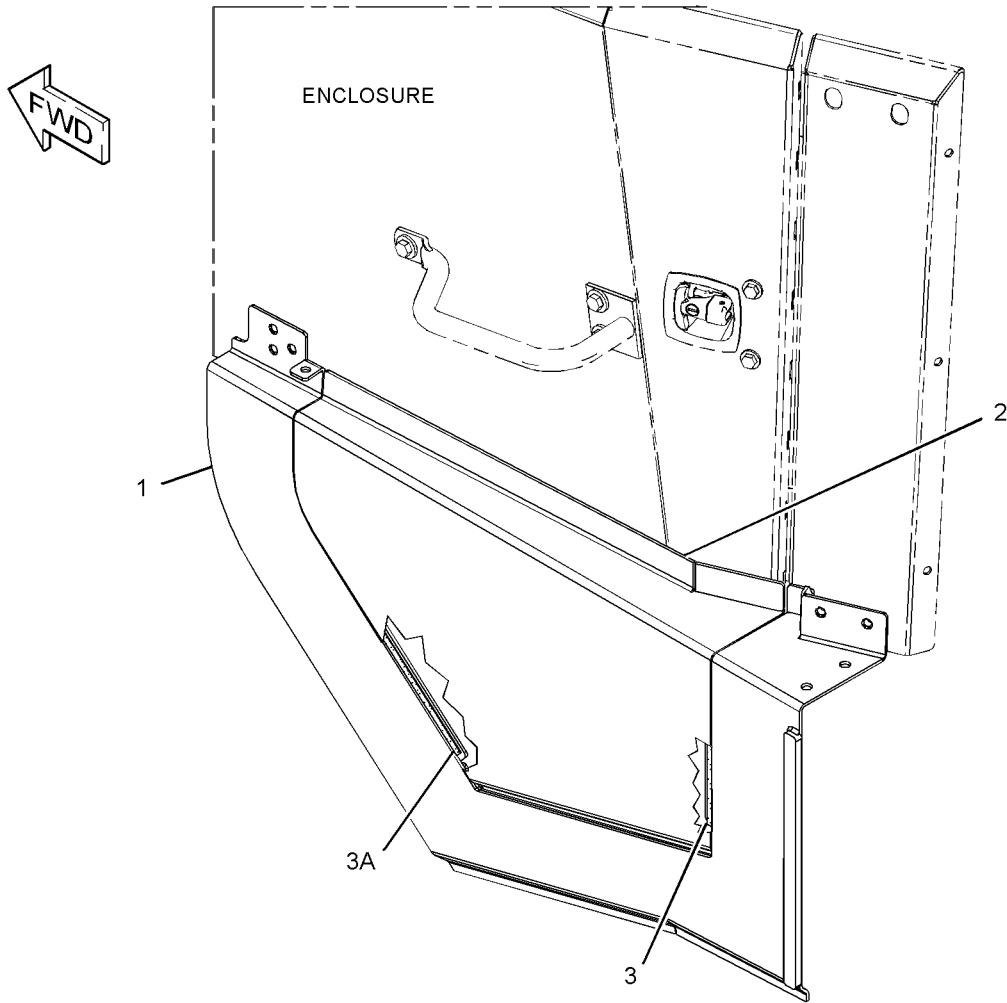
S/N: PLR1-UP

PART OF 324-5977 ENCLOSURE GP-ENGINE

SMCS - 7263

I04018632

NOTE	REF NO	GRAPHIC REF	PART NUMBER	QTY	PART NAME						SEE PAGE
					1	2	3	4	5	6 (PRODUCT LEVEL)	
	1	1	329-1820	1	GUARD AS						
	2	1	329-1825	1	DOOR AS (LH)						
D	3	1	8T-5372	8T-5371	SEAL (0.4-M)						
D	3A	1	8T-5372	8T-5371	SEAL (0.6-M)						
D-ORDER BY THE METER											



g02284694

GRAPHIC #1

<END>

# FRAME AND BODY

## 329-1799 ENCLOSURE GP-ENGINE

S/N: PLR1-UP

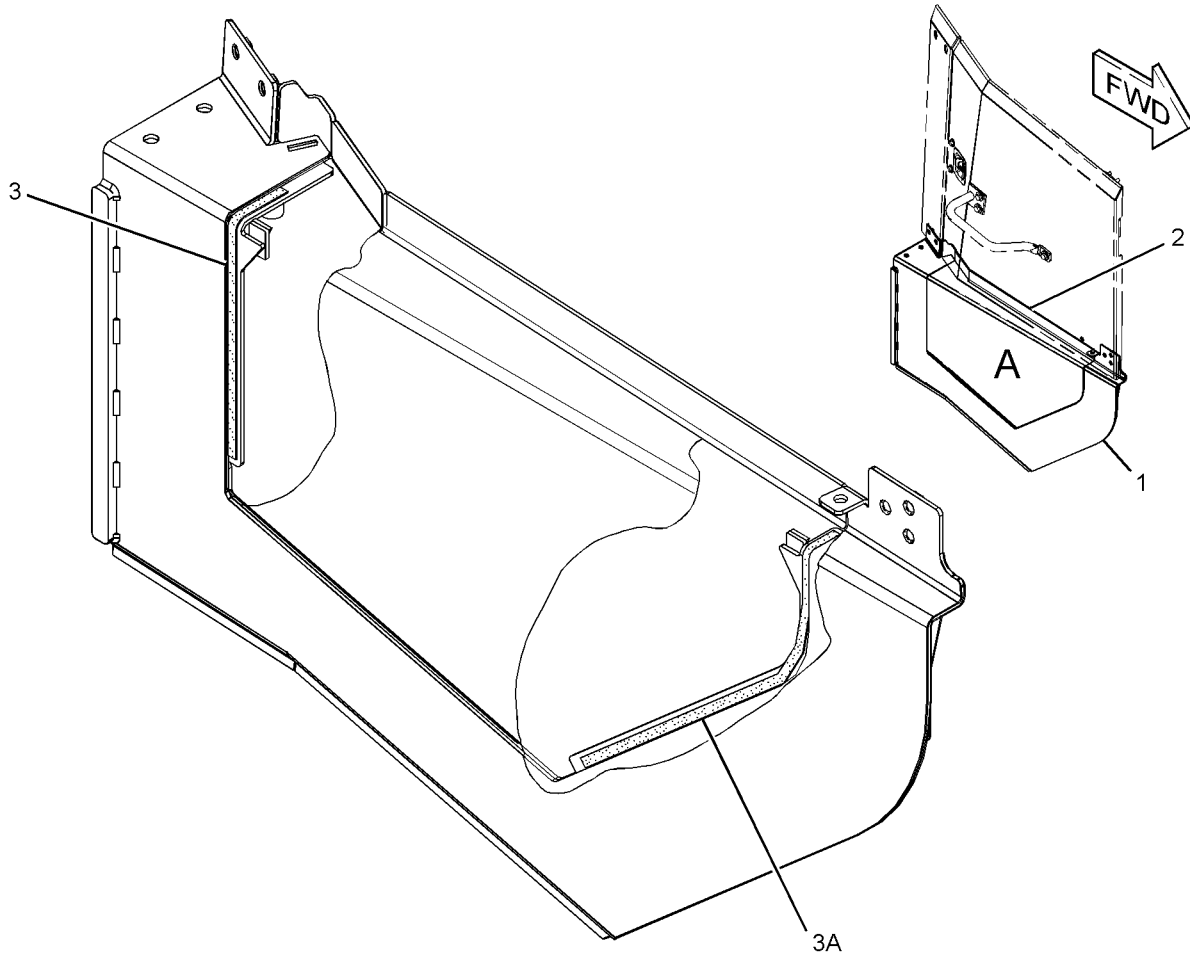
PART OF 324-5977 ENCLOSURE GP-ENGINE

SMCS - 7263

104018654

NOTE	REF NO	GRAPHIC REF	PART NUMBER	QTY	PART NAME						SEE PAGE
					1	2	3	4	5	6 (PRODUCT LEVEL)	
	1	1	329-1830	1	GUARD AS						
	2	1	329-1835	1	DOOR AS (RH)						
D	3	1	8T-5372 8T-5371 SEAL (0.4-M)								
D	3A	1	8T-5372 8T-5371 SEAL (0.6-M)								

D-ORDER BY THE METER



VIEW OF AREA A

g02288817

GRAPHIC #1

<END>

# FRAME AND BODY

## 324-5978 FENDER GP

S/N: PLR1-UP

PART OF 324-3020 CHASSIS AR

SMCS - 7252

I04018658

NOTE	REF NO	GRAPHIC REF	PART NUMBER	QTY	PART NAME						SEE PAGE
					1	2	3	4	5	6 (PRODUCT LEVEL)	
	1	1	226-8206	1	GUARD						
Y	2	1	331-0225	1	FENDER GP (RH)						370
Y	3	1	331-0226	1	FENDER GP (LH)						371
	4	1	331-0230	1	BEAM AS						
		1	8T-3597	1	NUT-WELD (M12X1.75-THD)						
		1	9R-2613	2	BOSS-WELD (M10X1.5X25-MM)						
		1	9R-2672	4	BOSS-THREADED (M10X1.5-THD)						
	5	1	335-6263	2	HANDHOLD AS						
	6	1	361-8127	1	PLATE AS						
		1	8T-3490	4	NUT-WELD (M10X1.5-THD)						
	7	1	5P-1076	8	WASHER-HARD (13.5X30X4-MM THK)						
	8	1	7X-2553	8	BOLT (M16X2X40-MM)						
	9	1	7X-3391	12	WASHER-HARD (13.5X32X6-MM THK)						
	10	1	8T-4121	10	WASHER-HARD (11X21X2.5-MM THK)						
	11	1	8T-4136	10	BOLT (M10X1.5X25-MM)						
	12	1	8T-4139	4	BOLT (M12X1.75X30-MM)						
	13	1	8T-4183	20	BOLT (M12X1.75X40-MM)						
	14	1	8T-4187	4	BOLT (M20X2.5X80-MM)						
	15	1	8T-4223	4	WASHER-HARD (13.5X25.5X3-MM THK)						
	16	1	8T-5439	4	WASHER-HARD (21.5X45X6-MM THK)						
	17	1	9X-8257	8	WASHER (17.5X30X3.5-MM THK)						

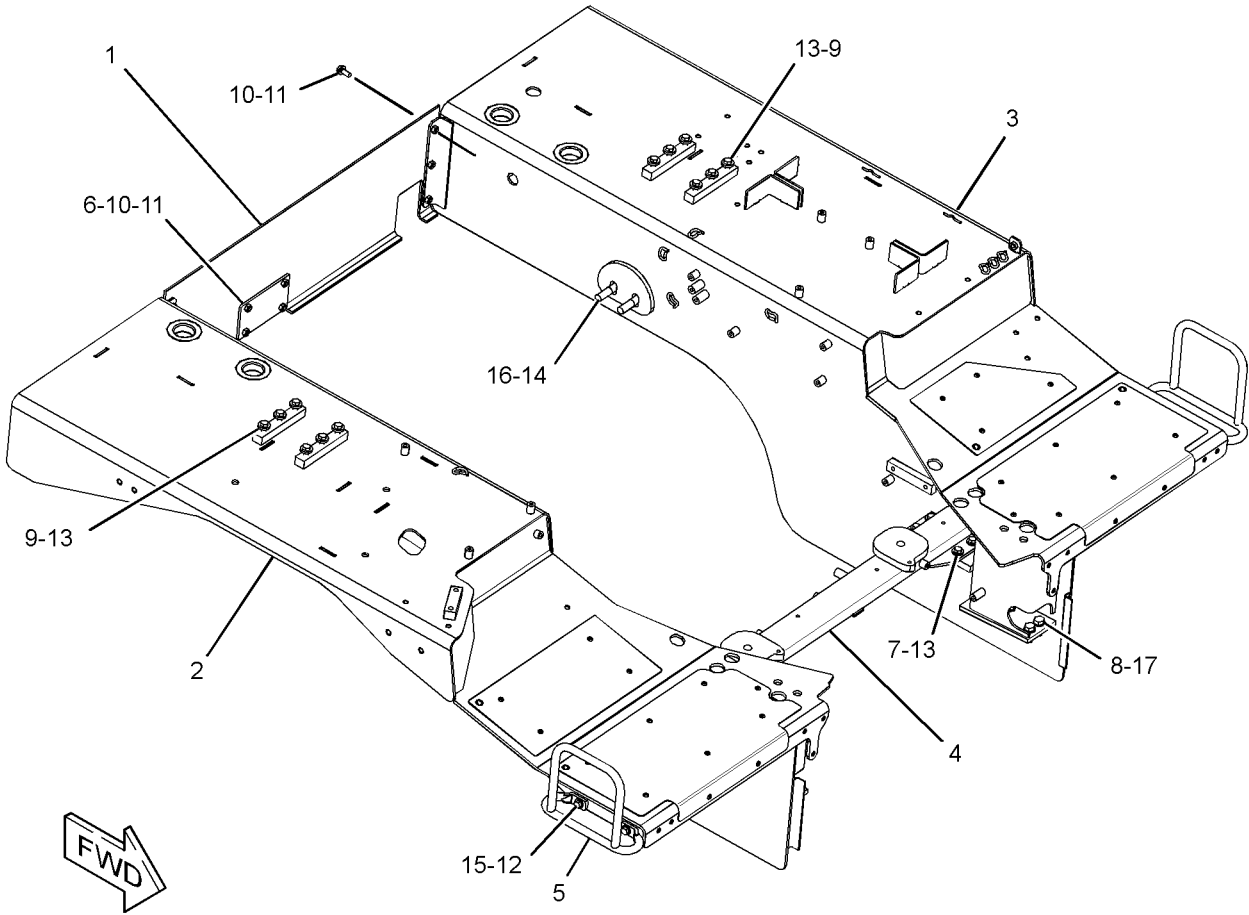
M-METRIC PART

Y-SEPARATE ILLUSTRATION

# FRAME AND BODY

324-5978 FENDER GP (contd.)

i04018658



GRAPHIC #1

g02281314

<END>

# FRAME AND BODY

## 331-0225 FENDER GP

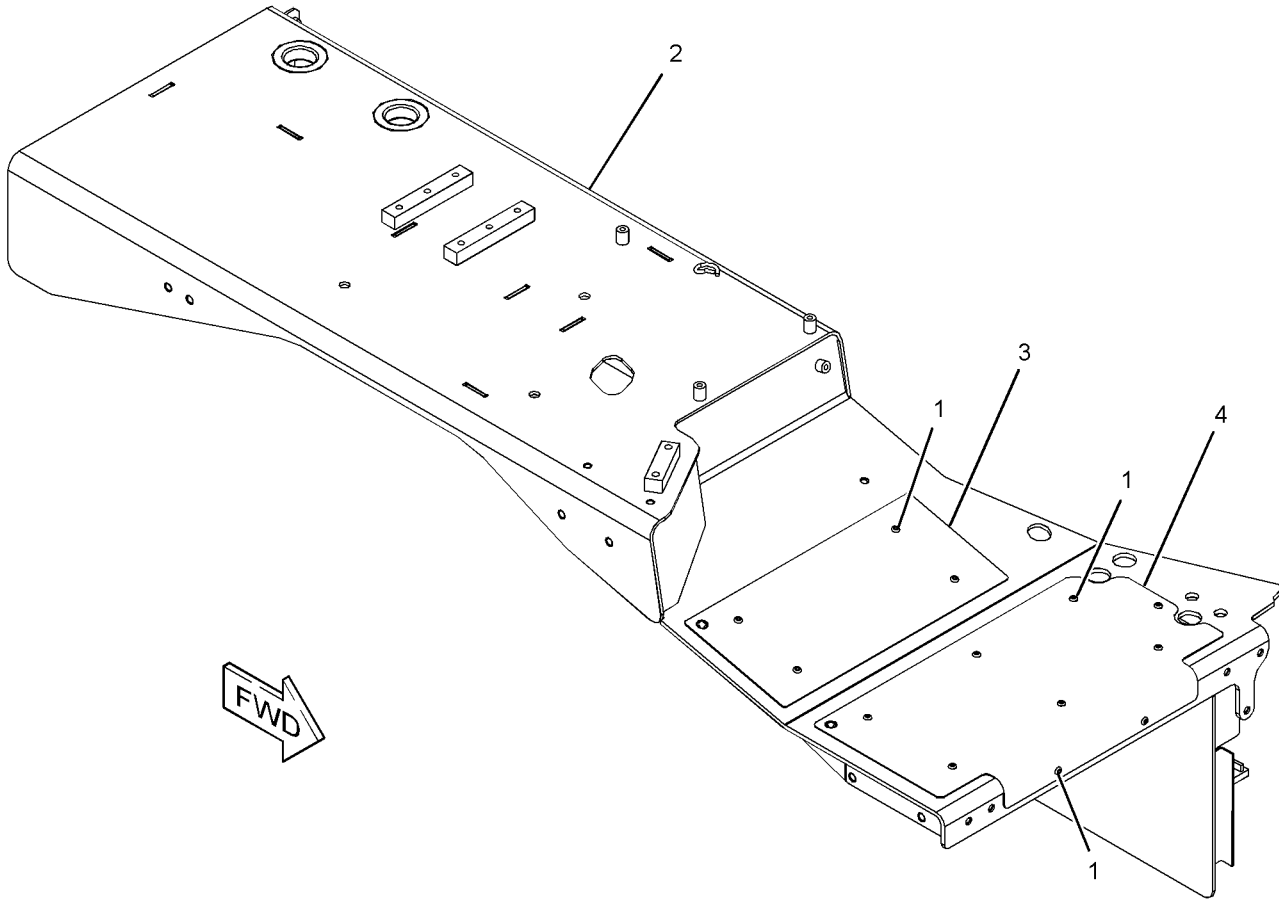
S/N: PLR1-UP

PART OF 324-5978 FENDER GP

SMCS - 7252

I04018665

NOTE	REF NO	GRAPHIC REF	PART NUMBER	QTY	PART NAME						SEE PAGE	
					1	2	3	4	5	6 (PRODUCT LEVEL)		
	1	1	162-2480	13								
	2	1	331-0227	1								
	3	1	334-2639	1								
	4	1	334-2641	1								



g02276055

GRAPHIC #1

<END>

# FRAME AND BODY

## 331-0226 FENDER GP

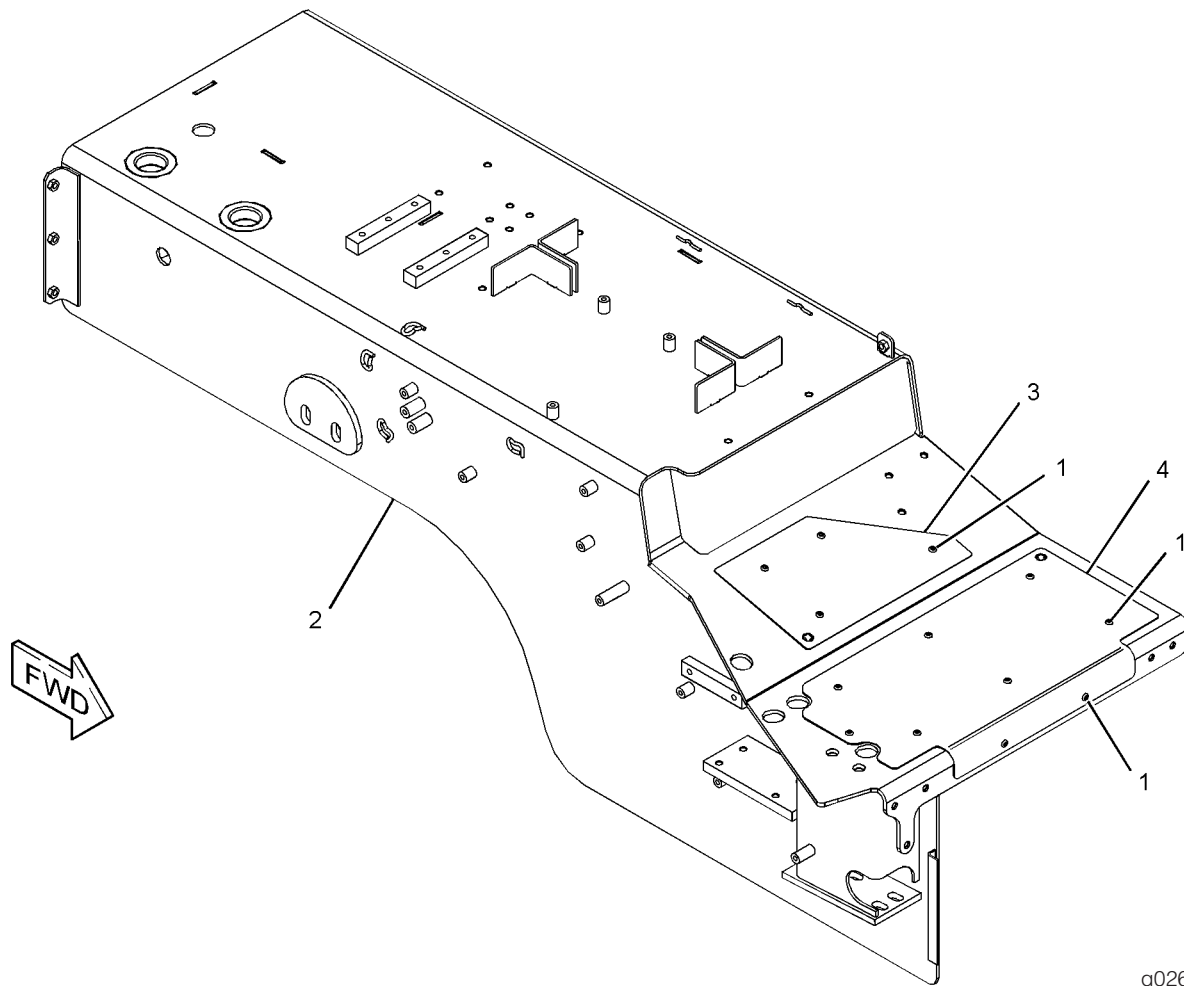
S/N: PLR1-UP

PART OF 324-5978 FENDER GP

SMCS - 7252

104419951

NOTE	REF NO	GRAPHIC REF	PART NUMBER	QTY	PART NAME						SEE PAGE
					1	2	3	4	5	6 (PRODUCT LEVEL)	
	1	1	162-2480	13	RIVET						
	2	1	331-0228	1	FENDER AS (LH)						
	3	1	334-2640	1	TREAD (LH)						
	4	1	334-2642	1	TREAD (LH)						



GRAPHIC #1

<END>

g02616371

# FRAME AND BODY

## 325-2501 GRILL GP-RADIATOR

S/N: PLR1-UP

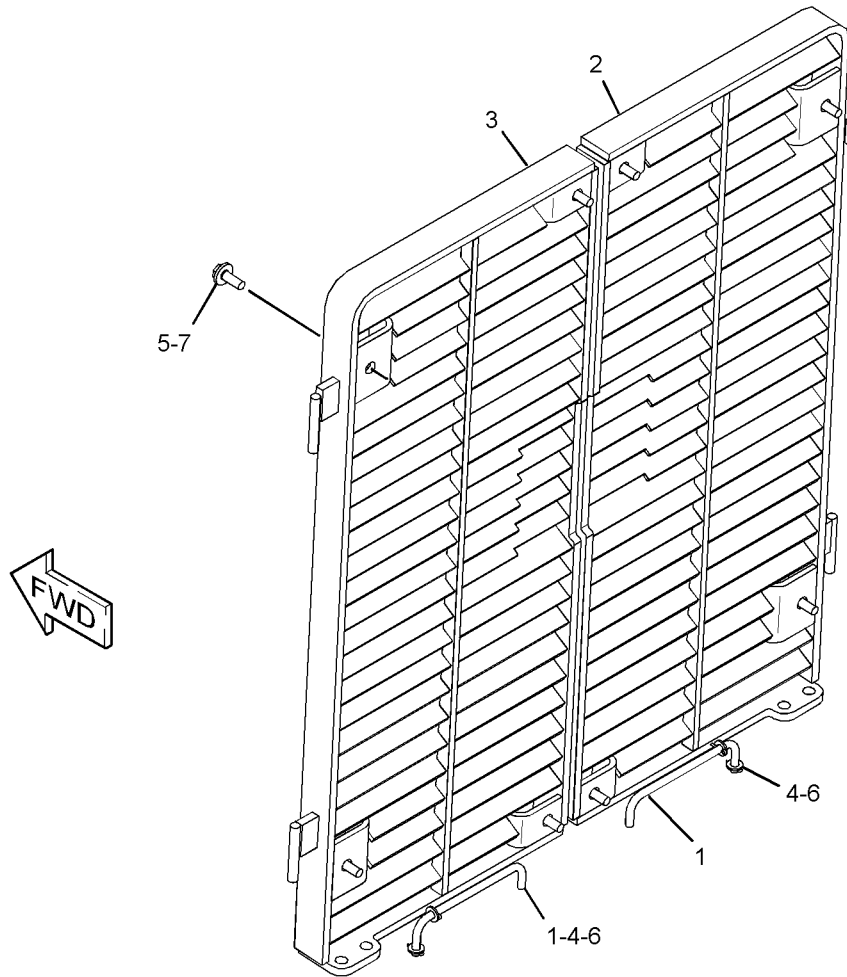
PART OF 324-3020 CHASSIS AR

SMCS - 7170

I04018829

NOTE	REF NO	GRAPHIC REF	PART NUMBER	QTY	PART NAME						SEE PAGE
					1	2	3	4	5	6 (PRODUCT LEVEL)	
	1	1	9W-2822	2	ROD						
	2	1	333-0533	1	GRILL AS (RH)						
	3	1	333-0534	1	GRILL AS (LH)						
	4	1	3B-4615	4	PIN-COTTER						
	5	1	5P-1076	8	WASHER-HARD (13.5X30.0X4.0-MM THK)						
	6	1	8T-4121	4	WASHER-HARD (11X21X2.5-MM THK)						
	7	1	8T-4956	8	BOLT (M12X1.75X35-MM)						

M-METRIC PART



g02281674

GRAPHIC #1

<END>



# FRAME AND BODY

## 218-1836 GUARD GP-BOTTOM

S/N: PLR1-UP

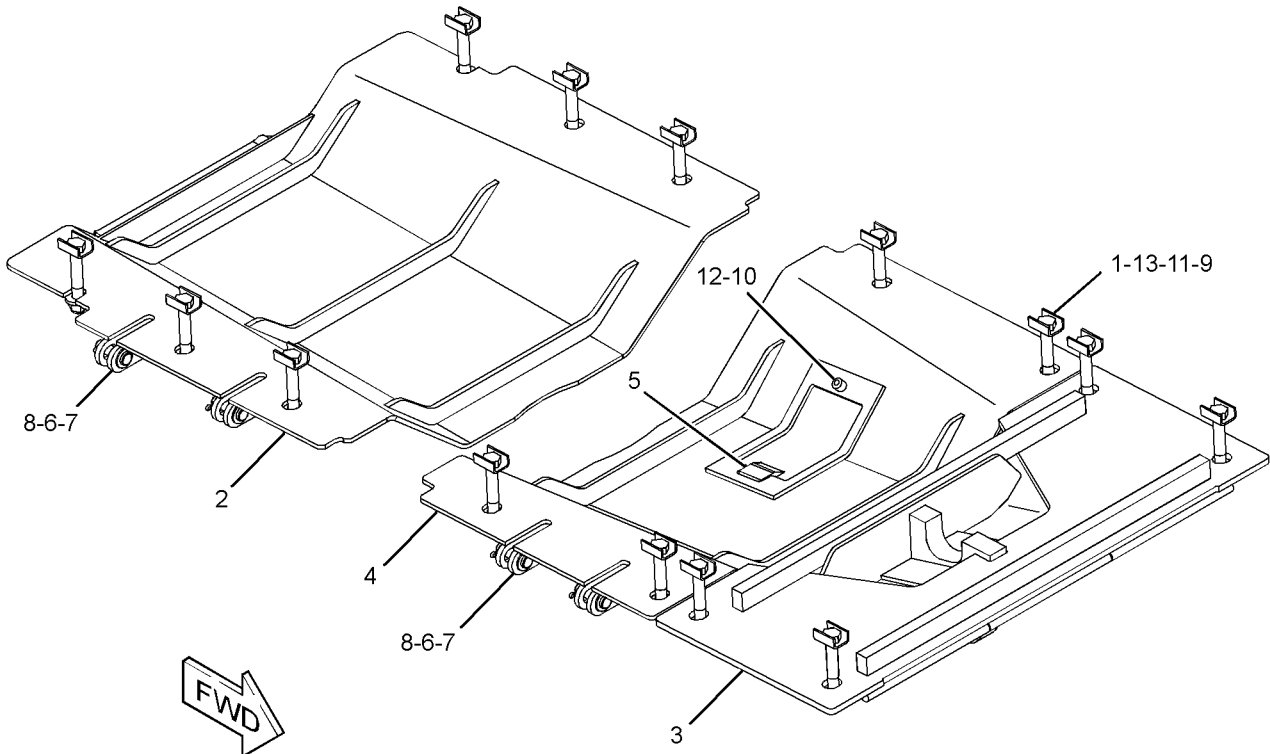
PART OF 324-3020 CHASSIS AR

SMCS - 7153

102809511

NOTE	REF NO	GRAPHIC REF	PART NUMBER	QTY	PART NAME						SEE PAGE
					1	2	3	4	5	6 (PRODUCT LEVEL)	
	1	1	217-3655	14	RETAINER						
	2	1	227-8802	1	GUARD AS						
	3	1	230-7699	1	GUARD AS						
	4	1	230-7700	1	GUARD AS						
	5	1	310-9455	1	COVER AS						
	6	1	3B-4629	4	PIN-COTTER						
	7	1	4J-2036	4	PIN						
	8	1	7X-0594	8	WASHER-HARD (20X38X3-MM THK)						
	9	1	8C-8478	14	BOLT (M20X2.5X140-MM)						
	10	1	8T-4121	1	WASHER-HARD (11X21X2.5-MM THK)						
	11	1	8T-4131	14	NUT (M20X2.5-THD)						
	12	1	8T-4196	1	BOLT (M10X1.5X35-MM)						
	13	1	8T-5439	14	WASHER-HARD (21.5X45X6-MM THK)						

M-METRIC PART



GRAPHIC #1

g01206783

<END>

# FRAME AND BODY

## 325-0291 GUARD GP-RADIATOR

S/N: PLR1-UP

PART OF 324-3020 CHASSIS AR

SMCS - 7155

I04344053

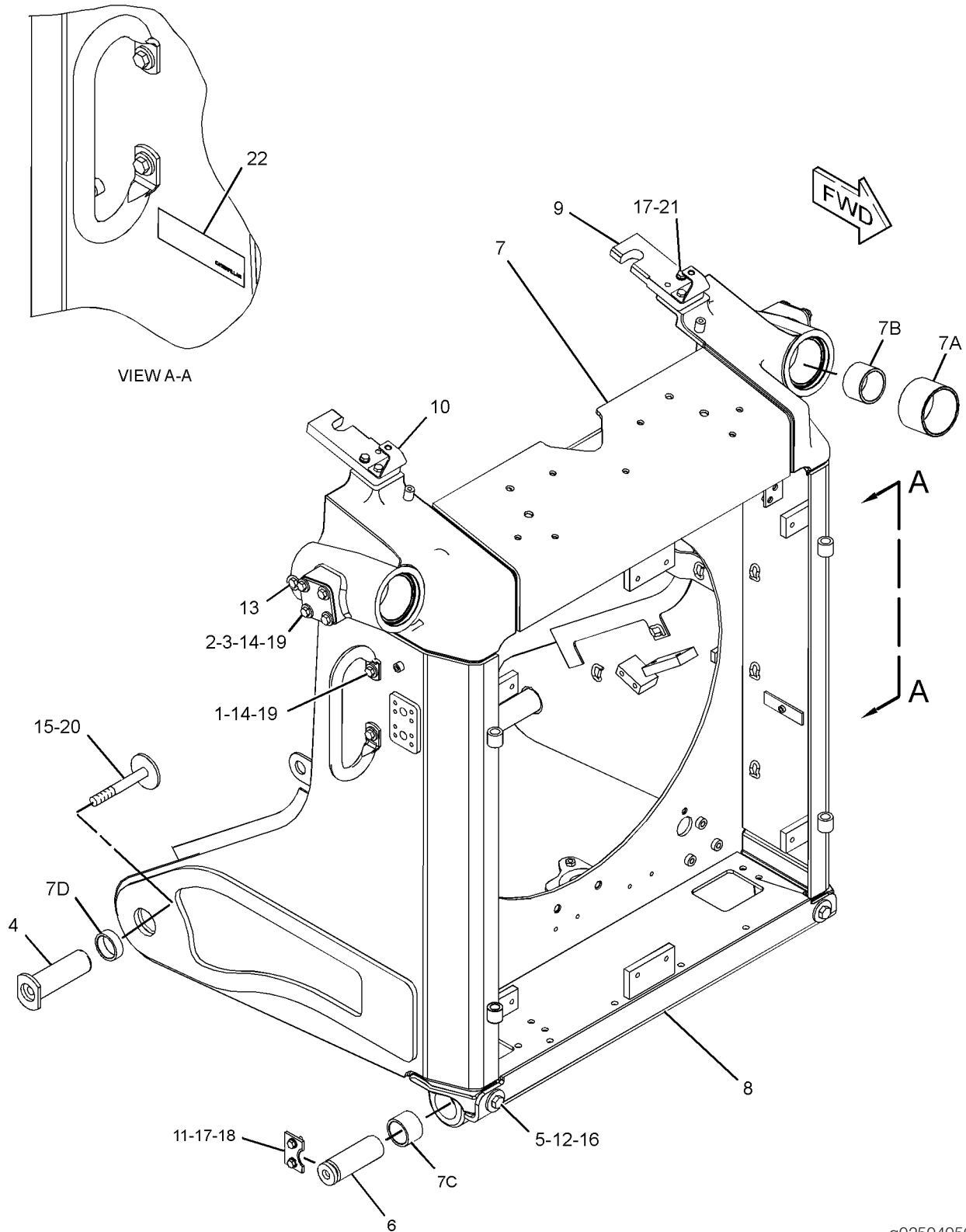
NOTE	REF NO	GRAPHIC REF	PART NUMBER	QTY	PART NAME						SEE PAGE
					1	2	3	4	5	6 (PRODUCT LEVEL)	
	1	1	3W-3896	2	HANDHOLD						
	2	1	5G-9973	2	COVER						
	3	1	5G-9974	2	GASKET						
	4	1	170-8592	2	PIN						
	5	1	172-5487	2	SPACER (17X29X7.5-MM THK)						
	6	1	227-3149	2	PIN						
	7	1	325-0292	1	GUARD AS						
	7A	1	3G-6372	2	BUSHING						
	7B	1	8E-9522	2	BUSHING						
	7C	1	258-2303	2	BUSHING						
	7D	1	258-2307	2	BUSHING						
	8	1	326-9480	1	PLATE AS						
	9	1	329-2559	2	BAR						
	10	1	348-4775	2	PLATE AS						
	11	1	2G-9245	2	PLATE						
	12	1	3V-9244	2	WASHER (16.5X50X5-MM THK)						
	13	1	5M-6214	2	PLUG-PIPE						
	14	1	5P-1076	12	WASHER-HARD (13.5X30X4-MM THK)						
	15	1	7X-0610	2	WASHER-HARD (20X75X6-MM THK)						
	16	1	7X-2553	2	BOLT (M16X2X40-MM)						
	17	1	8T-4121	6	WASHER-HARD (11X21X2.5-MM THK)						
	18	1	8T-4136	4	BOLT (M10X1.5X25-MM)						
	19	1	8T-4139	12	BOLT (M12X1.75X30-MM)						
	20	1	8T-4170	2	BOLT (M20X2.5X150-MM)						
	21	1	8T-4182	6	BOLT (M10X1.5X45-MM)						
	22	1	239-6987	1	PLATE-SERIAL NUMBER (MACHINE)						

M-METRIC PART

# FRAME AND BODY

325-0291 GUARD GP-RADIATOR (contd.)

i04344053



GRAPHIC #1

<END>

g02504056

# FRAME AND BODY

## 329-1792 HOOD & GUARD GP

S/N: PLR1-UP

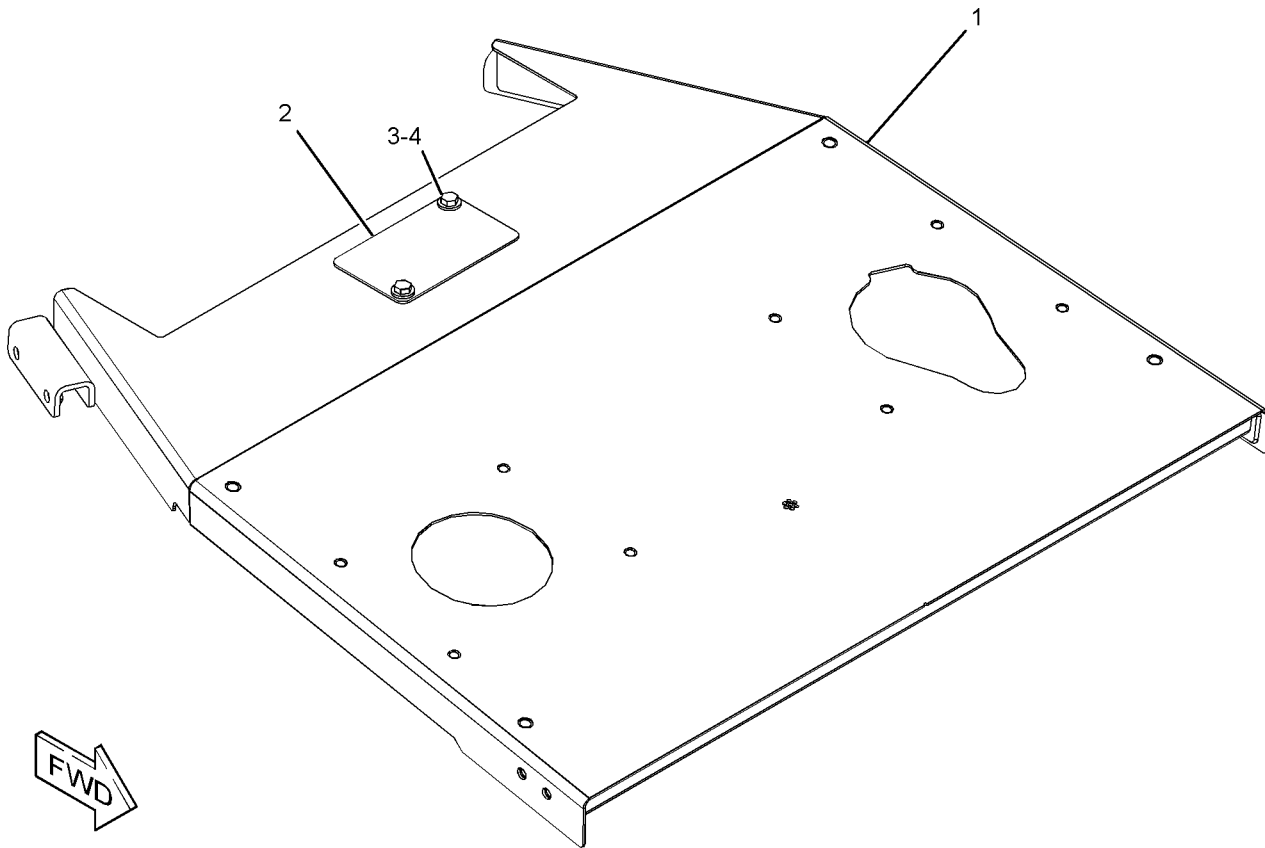
PART OF 324-5977 ENCLOSURE GP-ENGINE

SMCS - 7251

I04018603

NOTE	REF NO	GRAPHIC REF	PART NUMBER	QTY	PART NAME						SEE PAGE
					1	2	3	4	5	6 (PRODUCT LEVEL)	
	1	1	329-1790	1	HOOD AS						
	2	1	336-8306	1	PLATE-COVER						
	3	1	7X-7729	2	WASHER (11X25X3-MM THK)						
	4	1	8T-4136	2	BOLT (M10X1.5X25-MM)						

M-METRIC PART



g02284533

GRAPHIC #1

<END>

# FRAME AND BODY

## 364-2844 INSULATION GP-SOUND SUPPR

S/N: PLR1-UP

PART OF 324-5977 ENCLOSURE GP-ENGINE

SMCS - 1801

SMCS - 7076

SMCS - 7261

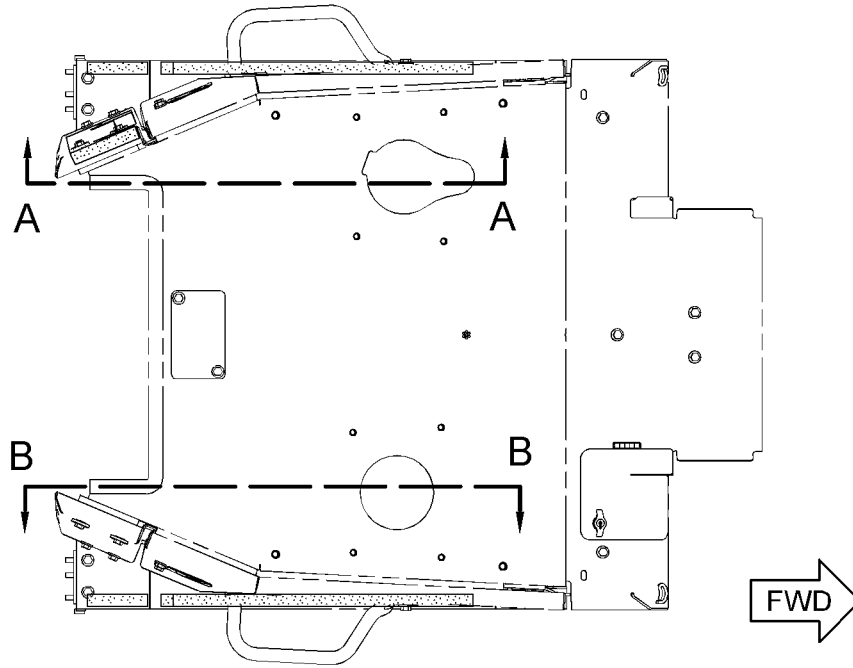
104036218

NOTE	REF NO	GRAPHIC REF	PART NUMBER	QTY	PART NAME						SEE PAGE
					1	2	3	4	5	6 (PRODUCT LEVEL)	
	1	1	329-1789	1	LINER						
	2	1	329-1809	1	LINER						
	3	1	329-1813	1	LINER						
	4	1	329-1816	2	LINER						

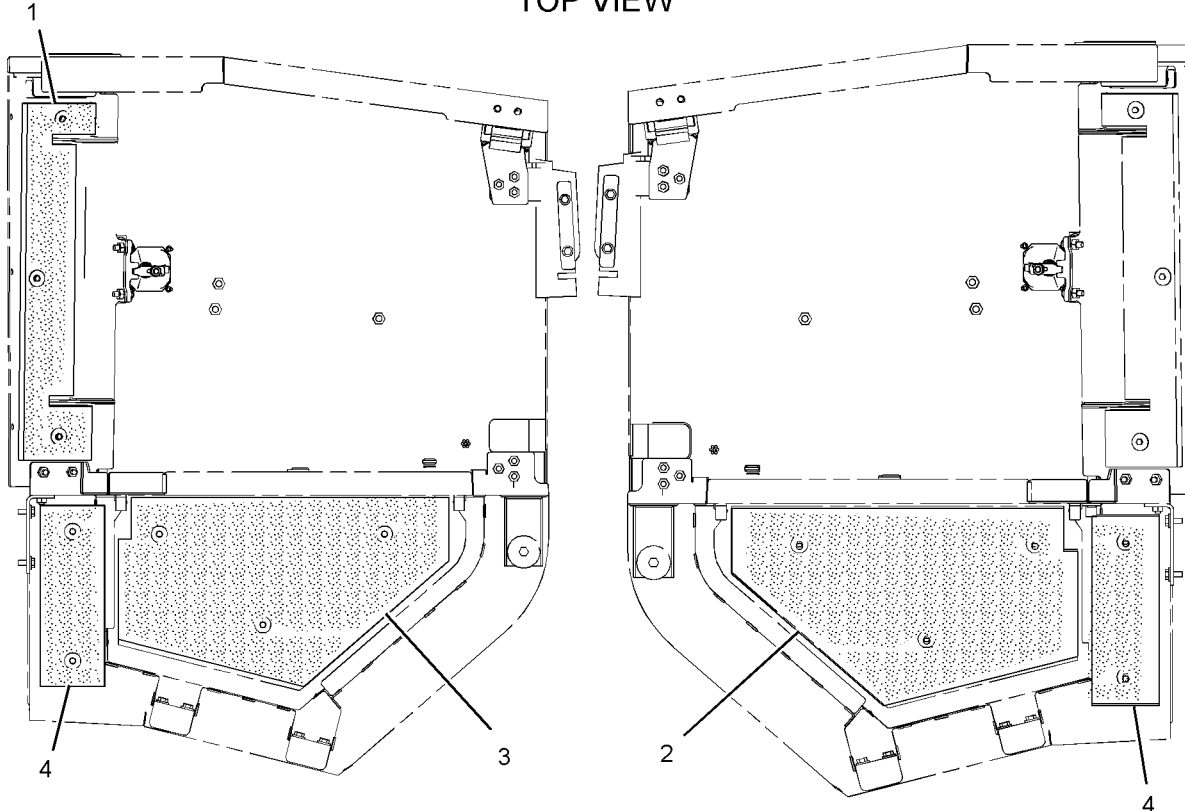
# FRAME AND BODY

364-2844 INSULATION GP-SOUND SUPPR (contd.)

i04036218



TOP VIEW



SECTION A-A

SECTION B-B

g02332074

GRAPHIC #1

# UNDERCARRIAGE

## 281-8491 BAR GP-EQUALIZER

S/N: PLR1-UP

PART OF 339-6070 BAR GP-EQUALIZER

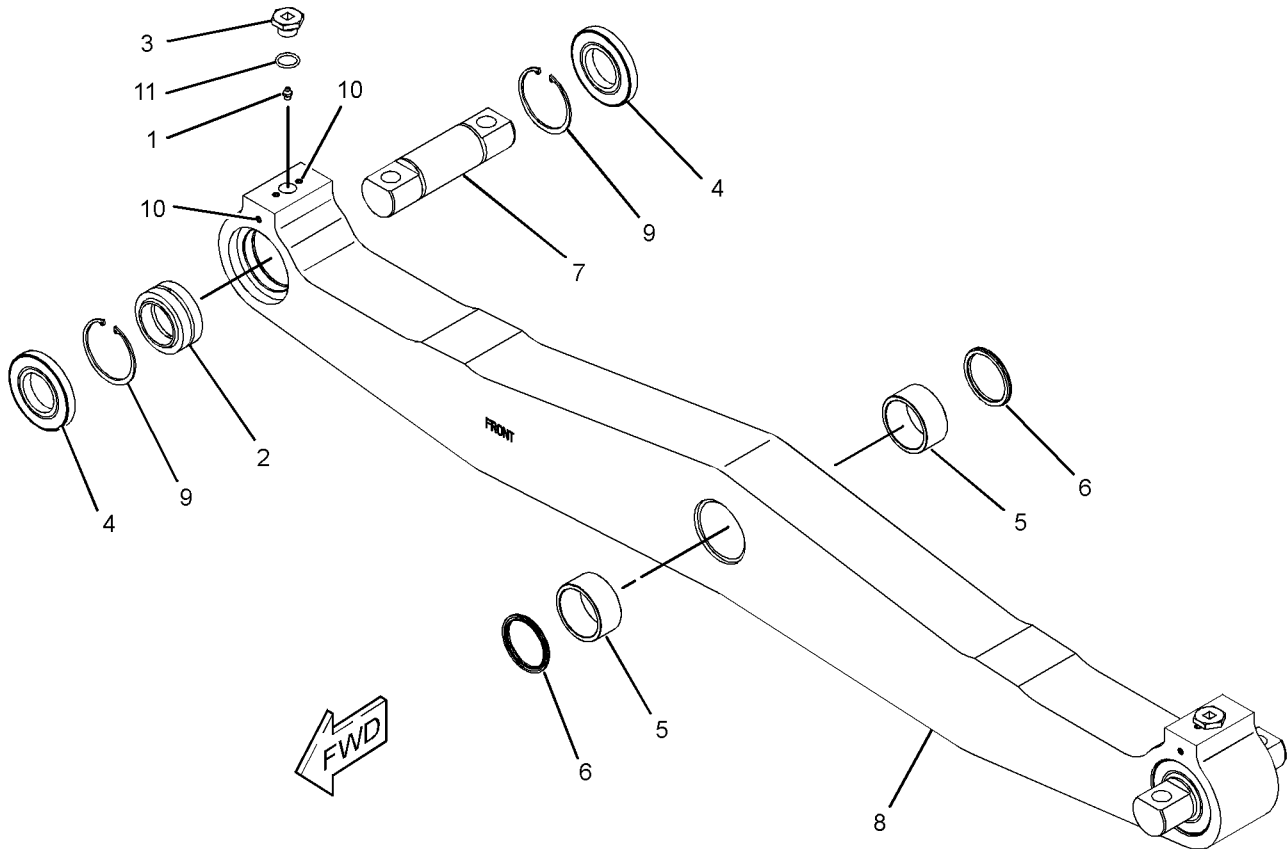
ALSO AN ATTACHMENT

SMCS - 7206

104403046

NOTE	REF NO	GRAPHIC REF	PART NUMBER	QTY	PART NAME						SEE PAGE
					1	2	3	4	5	6 (PRODUCT LEVEL)	
	1	1	3B-8489	2	FITTING-GREASE						
	2	1	8G-4189	2	BEARING-SELF-ALIGNING						
	3	1	133-5631	2	PLUG						
	4	1	139-0566	4	SEAL AS (EACH INCLUDES)						
		1	139-0567	1	RING-SEAL						
	5	1	229-8352	2	BUSHING						
	6	1	229-9323	2	SEAL-PIN						
	7	1	281-4015	2	PIN						
Z	8	1	281-8484	1	BAR-EQUALIZER						
	9	1	1J-6472	4	RING-RETAINING						
	10	1	2F-5326	8	SETSCREW (3/8-16X0.375-IN)						
	11	1	5F-1678	2	SEAL-O-RING						

Z-NOT SERVICED SEPARATELY



g01220152

GRAPHIC #1

<END>

# UNDERCARRIAGE

## 339-6070 BAR GP-EQUALIZER

S/N: PLR1-UP

PART OF 324-3102, 366-4752 UNDERCARRIAGE AR

ALSO AN ATTACHMENT

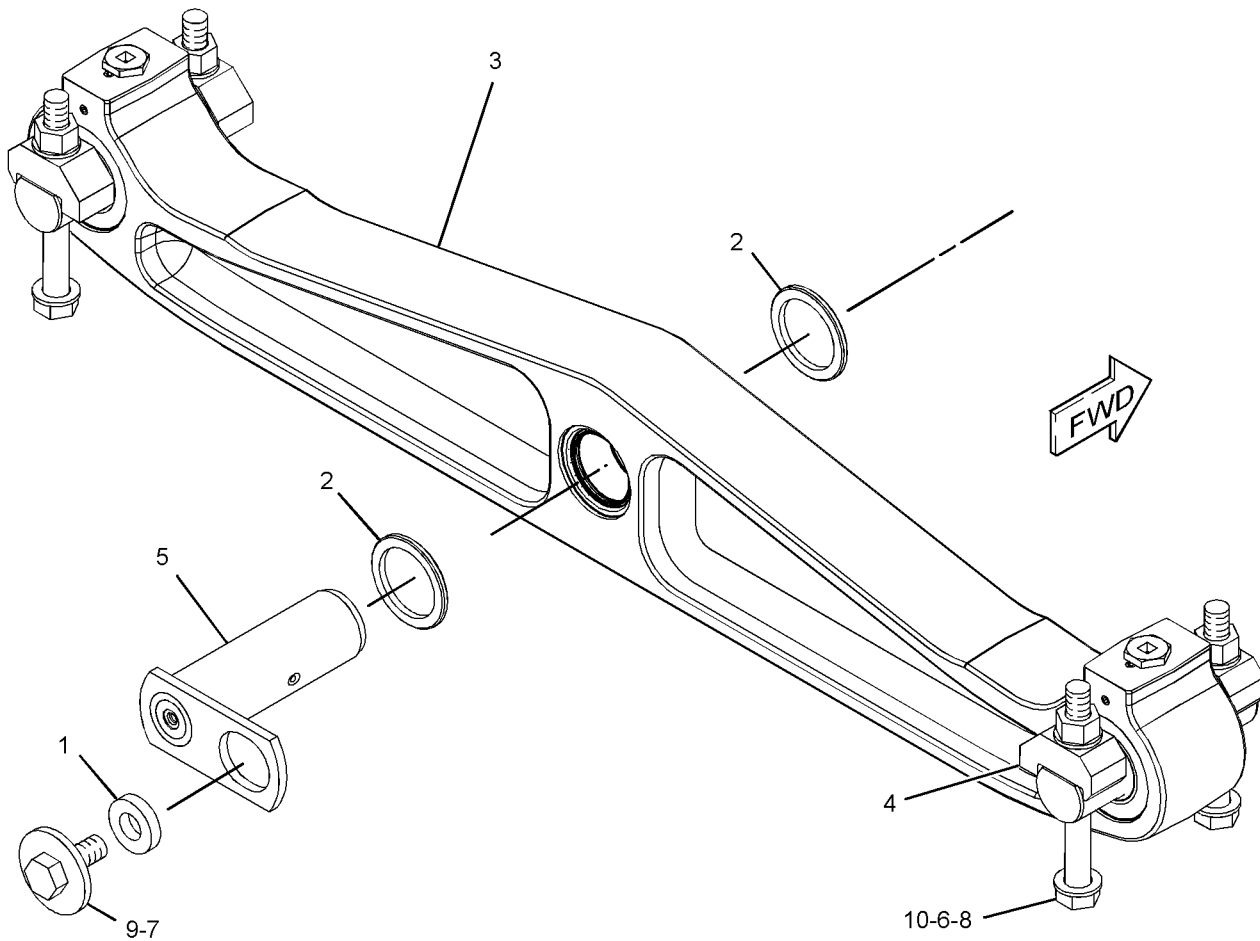
SMCS - 7206

104015931

NOTE	REF NO	GRAPHIC REF	PART NUMBER	QTY	PART NAME						SEE PAGE
					1	2	3	4	5	6 (PRODUCT LEVEL)	
	1	1	3W-9678	1	SPACER (27.5X55X12-MM THK)						
	2	1	228-4678	2	SPACER (71.4X94X7-MM THK)						
Y	3	1	281-8491	1	BAR GP-EQUALIZER						379
	4	1	318-6247	4	GUARD						
	5	1	362-1268	1	PIN AS						
	6	1	6V-8237	8	WASHER (26X44X4-MM THK)						
	7	1	7V-3715	1	WASHER (28X85X8-MM THK)						
	8	1	7X-0851	4	NUT (M24X3-THD)						
	9	1	7X-2575	1	BOLT (M24X3X60-MM)						
	10	1	8T-0364	4	BOLT (M24X3X220-MM)						

M-METRIC PART

Y-SEPARATE ILLUSTRATION



GRAPHIC #1

<END>

g02296493



# UNDERCARRIAGE

## 108-1091 CAP GP-TRACK IDLER

S/N: PLR1-UP

PART OF 366-4752 UNDERCARRIAGE AR

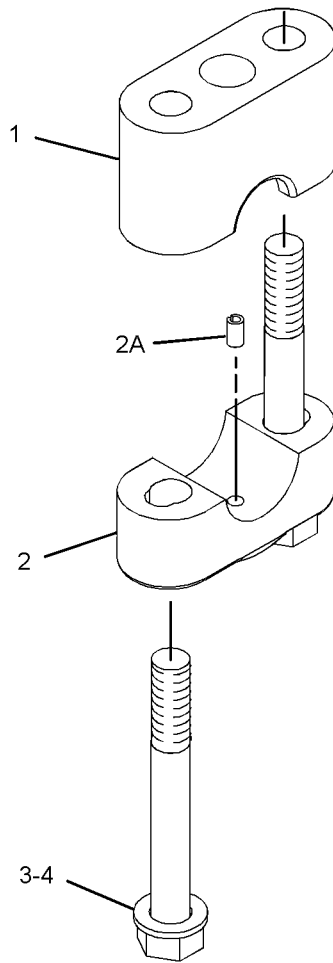
AN ATTACHMENT

SMCS - 4159

103998977

NOTE	REF NO	GRAPHIC REF	PART NUMBER	QTY	PART NAME						SEE PAGE
					1	2	3	4	5	6 (PRODUCT LEVEL)	
	1	1	165-6946	1	BLOCK-TRACK IDLER						
	2	1	152-3421	1	CAP AS-TRACK IDLER						
	2A	1	1T-0068	1	PIN-SPRING						
	3	1	8T-3282	2	WASHER-HARD (22X35X3.5-MM THK)						
	4	1	6V-9167	2	BOLT (M20X2.5X140-MM)						

M-METRIC PART



g02175274

GRAPHIC #1

<END>

# UNDERCARRIAGE

## 233-4847 CAP GP-TRACK IDLER

S/N: PLR1-UP

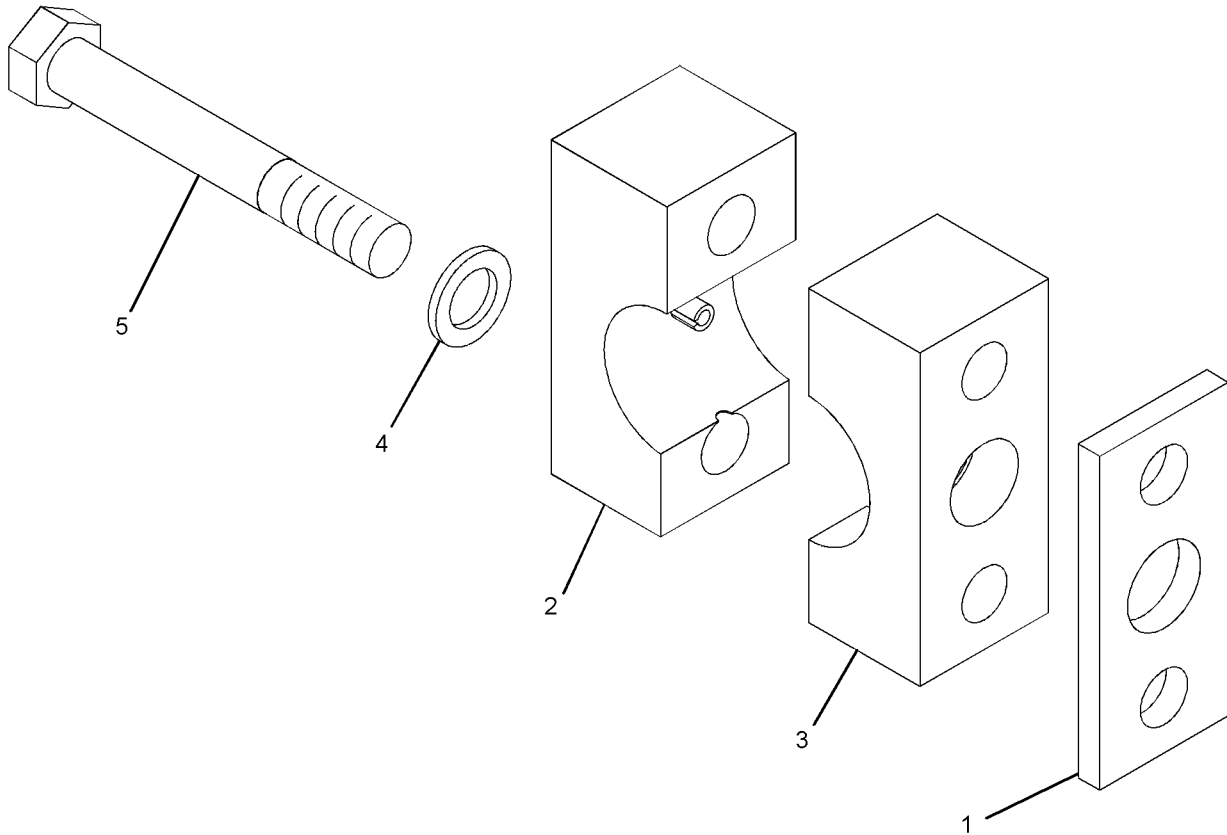
PART OF 324-3102 UNDERCARRIAGE AR

SMCS - 4159

I03325303

NOTE	REF NO	GRAPHIC REF	PART NUMBER	QTY	PART NAME						SEE PAGE
					1	2	3	4	5	6 (PRODUCT LEVEL)	
	1	1	156-5342	1	SHIM (10-MM THK)						
	2	1	159-3662	1	CAP AS						
		1	1T-0068	1	PIN-SPRING						
	3	1	233-4848	1	BLOCK-TRACK IDLER						
	4	1	153-5044	2	WASHER-HARD (21.5X45X6-MM THK)						
	5	1	8T-0657	2	BOLT (M20X2.5X160-MM)						

M-METRIC PART



g01333596

GRAPHIC #1

<END>

# UNDERCARRIAGE

## 233-4849 CAP GP-TRACK IDLER

S/N: PLR1-UP

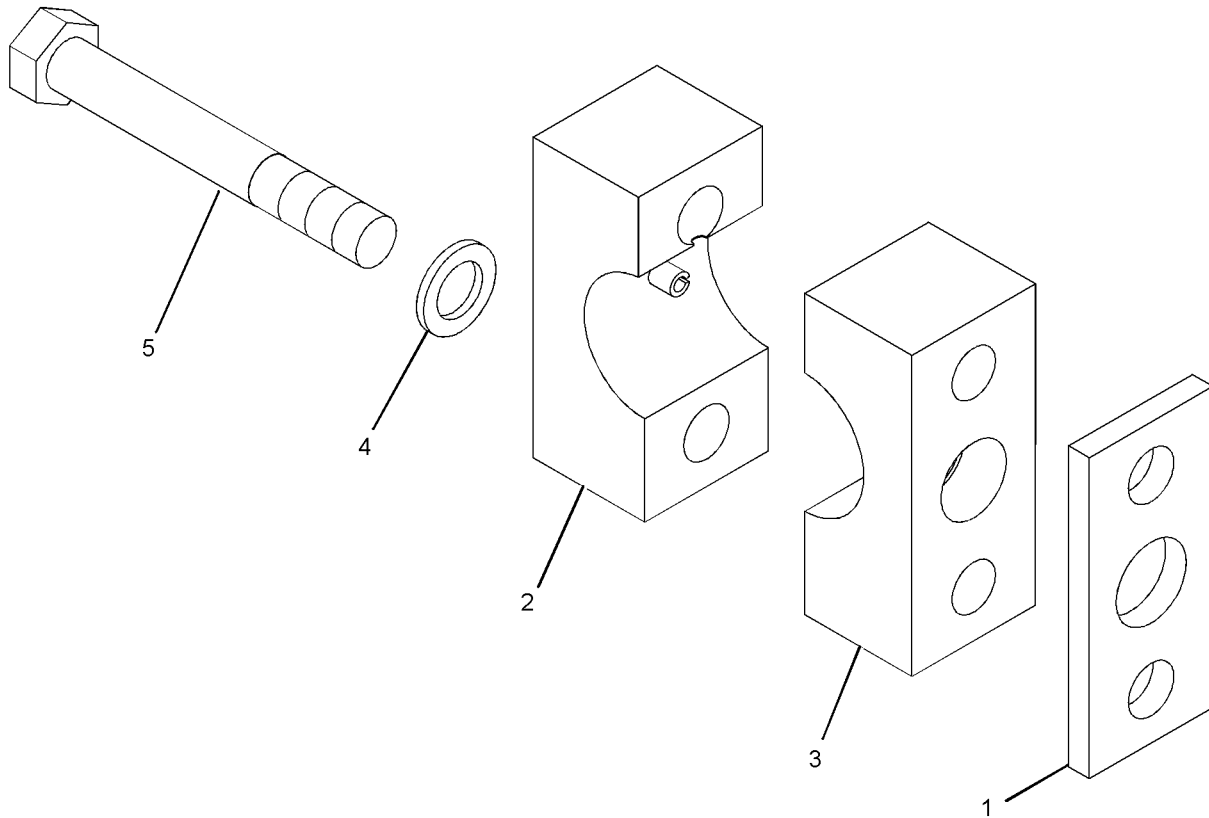
PART OF 324-3102 UNDERCARRIAGE AR

SMCS - 4159

102654098

NOTE	REF NO	GRAPHIC REF	PART NUMBER	QTY	PART NAME						SEE PAGE	
					1	2	3	4	5	6 (PRODUCT LEVEL)		
	1	1	156-5342	1	SHIM (10-MM THK)							
	2	1	160-6910	159-3662	1							CAP AS
		1	1T-0068	1	PIN-SPRING							
	3	1	233-4851	1	BLOCK-TRACK IDLER							
	4	1	153-5044	2	WASHER-HARD (21.5X45X6-MM THK)							
	5	1	8T-0657	2	BOLT (M20X2.5X160-MM)							

M-METRIC PART



g01333609

GRAPHIC #1

<END>

# UNDERCARRIAGE

## 236-2591 CAP GP-TRACK IDLER

S/N: PLR1-UP

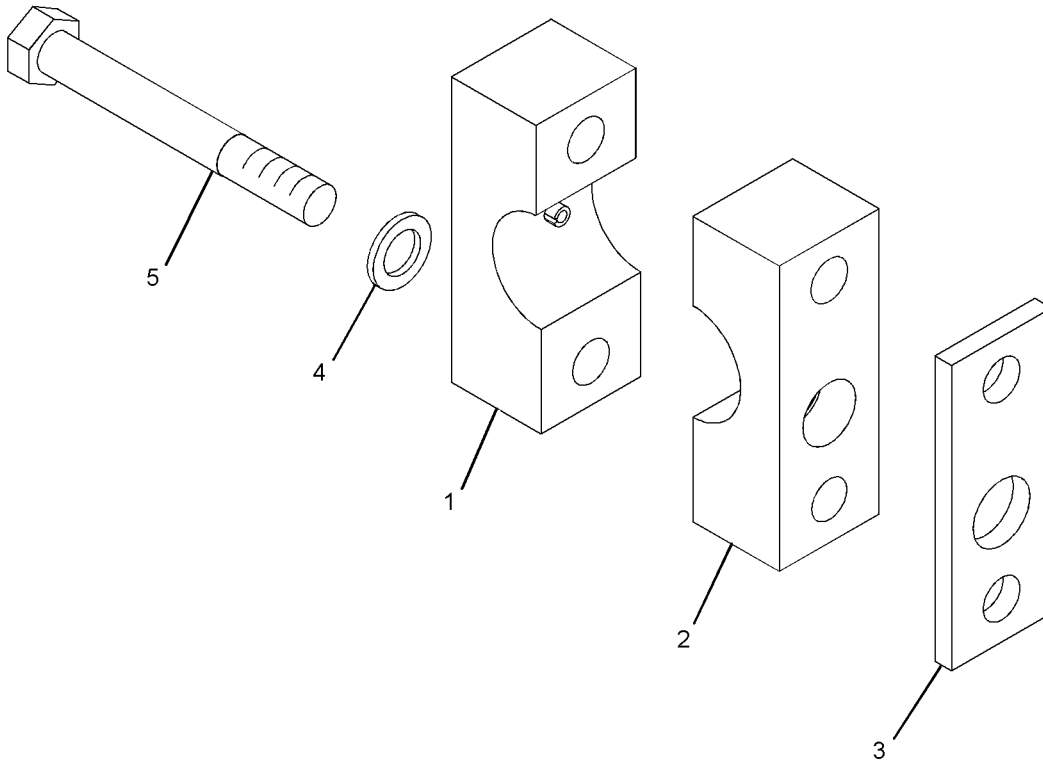
PART OF 324-3102 UNDERCARRIAGE AR

SMCS - 4159

I02638370

NOTE	REF NO	GRAPHIC REF	PART NUMBER	QTY	PART NAME						SEE PAGE
					1	2	3	4	5	6 (PRODUCT LEVEL)	
	1	1	174-8783	1	CAP AS						
		1	1T-0068	1	PIN-SPRING						
	2	1	174-8788	1	BLOCK						
	3	1	174-8790	1	SHIM (10-MM THK)						
	4	1	153-5044	2	WASHER-HARD (21.5X45X6-MM THK)						
	5	1	8T-0657	2	BOLT (M20X2.5X160-MM)						

M-METRIC PART



GRAPHIC #1

<END>

g01333650

# UNDERCARRIAGE

## 236-2592 CAP GP-TRACK IDLER

S/N: PLR1-UP

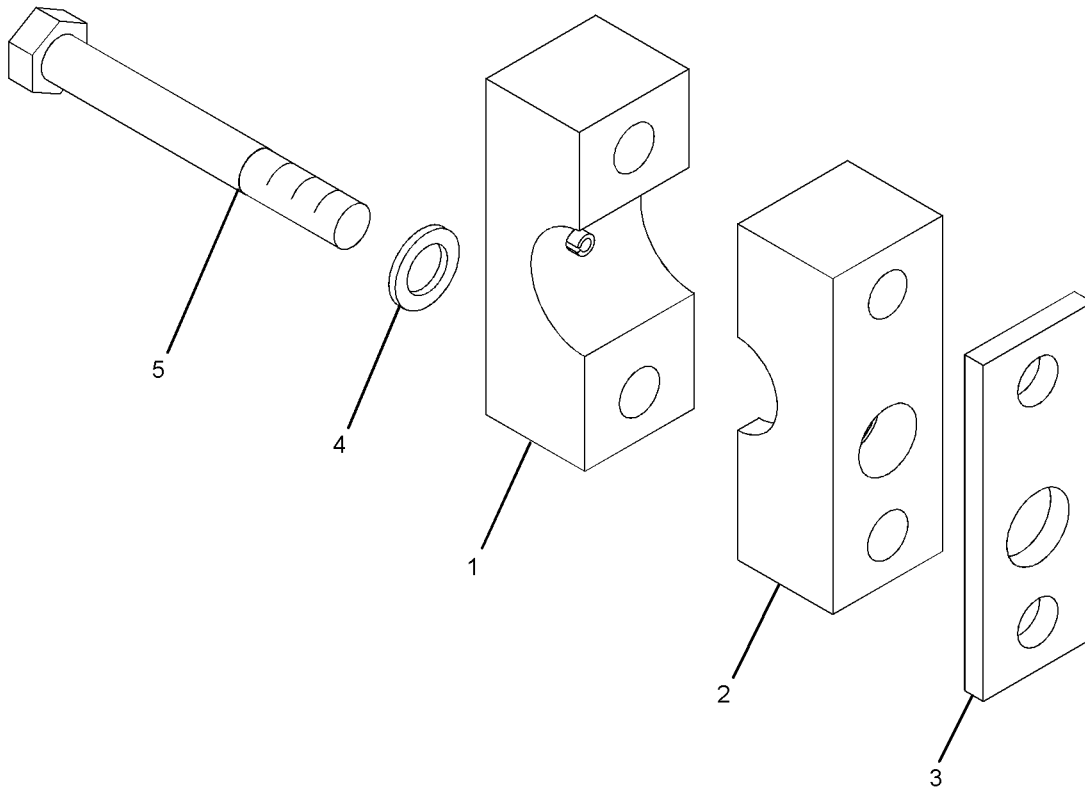
PART OF 324-3102 UNDERCARRIAGE AR

SMCS - 4159

102654097

NOTE	REF NO	GRAPHIC REF	PART NUMBER	QTY	PART NAME						SEE PAGE
					1	2	3	4	5	6 (PRODUCT LEVEL)	
	1	1	174-8786	1	CAP AS						
		1	1T-0068	1	PIN-SPRING						
2		1	174-8789	1	BLOCK						
3		1	174-8790	1	SHIM (10-MM THK)						
4		1	153-5044	2	WASHER-HARD (21.5X45X6-MM THK)						
5		1	8T-0657	2	BOLT (M20X2.5X160-MM)						

M-METRIC PART



g01333621

GRAPHIC #1

<END>

# UNDERCARRIAGE

## 357-3540 FRAME GP-TELESCOPING RECOIL

S/N: PLR1-UP

PART OF 324-3102 UNDERCARRIAGE AR

SMCS - 4151

I04157058

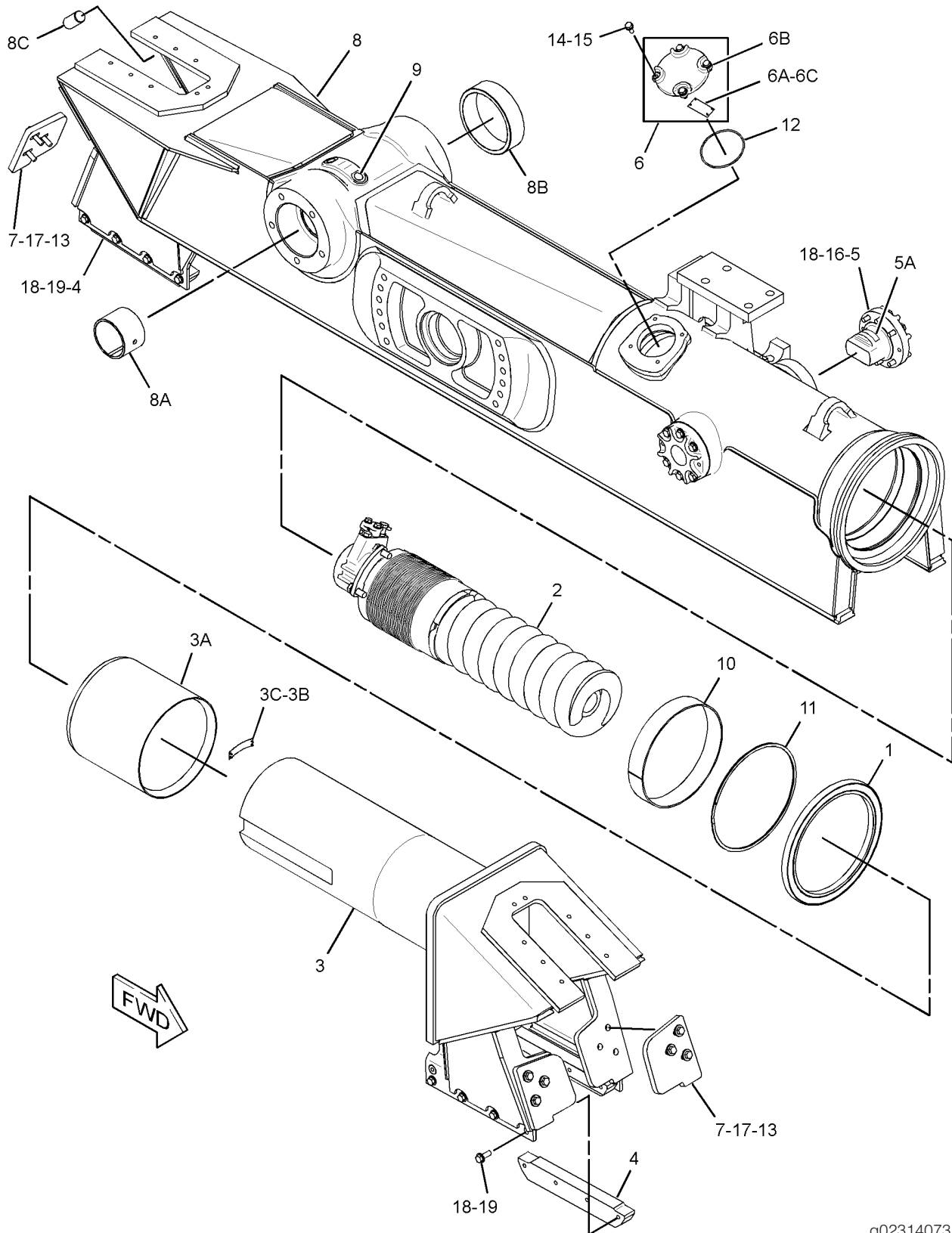
NOTE	REF NO	GRAPHIC REF	PART NUMBER	QTY	PART NAME						SEE PAGE
					1	2	3	4	5	6 (PRODUCT LEVEL)	
	1	1	9X-4582	1	SEAL AS						
Y	2	1	223-0659	1	TRACK ADJUSTER & RECOIL GP						421
	3	1	244-6113	1	FRAME AS (FRONT)						
	3A	1	3T-1162	1	BUSHING						
	3B	1	4B-4158	4	SCREW-DRIVE (NO 4X0.25-IN)						
	3C	1	254-1686	1	PLATE-WARNING (RECOIL SPRING)						
	4	1	261-3257	4	STRIP						
	5	1	268-9709	2	GUIDE AS (EACH INCLUDES)						
	5A	1	241-3720	1	FILM-WARNING (RECOIL SPRING)						
	6	1	268-9710	1	COVER AS						
	6A	1	7B-3028	4	SCREW-DRIVE (NO 4X 3/16-IN)						
	6B	1	8E-1211	1	COVER						
	6C	1	253-1346	1	PLATE-WARNING (HIGH PRESSURE CYLINDER)						
	7	1	282-4017	4	PLATE-SCRAPER						
	8	1	357-3538	1	FRAME AS (RH)						
	8A	1	221-3197	1	BUSHING						
	8B	1	221-3200	1	BUSHING						
		1	357-3536	1	FRAME AS						
	8C	1	7T-5886	1	DOWEL						
	9	1	1B-5174	2	PLUG-PIPE						
	10	1	3T-2077	1	BEARING						
	11	1	3W-1852	1	RING-RETAINING						
	12	1	5H-6734	1	SEAL-O-RING						
	13	1	5P-1076	12	WASHER-HARD (13.5X30X4-MM THK)						
	14	1	8T-4121	4	WASHER-HARD (11X21X2.5-MM THK)						
	15	1	8T-4136	4	BOLT (M10X1.5X25-MM)						
	16	1	8T-4184	12	BOLT (M12X1.75X45-MM)						
	17	1	8T-4194	12	BOLT (M12X1.75X50-MM)						
	18	1	8T-4223	28	WASHER-HARD (13.5X25.5X3-MM THK)						
	19	1	8T-4956	16	BOLT (M12X1.75X35-MM)						

M-METRIC PART  
Y-SEPARATE ILLUSTRATION

# UNDERCARRIAGE

357-3540 FRAME GP-TELESCOPING RECOIL (contd.)

i04157058



GRAPHIC #1

<END>

g02314073

# UNDERCARRIAGE

## 357-3541 FRAME GP-TELESCOPING RECOIL

S/N: PLR1-UP

PART OF 324-3102 UNDERCARRIAGE AR

SMCS - 4151

I04157057

NOTE	REF NO	GRAPHIC REF	PART NUMBER	QTY	PART NAME						SEE PAGE
					1	2	3	4	5	6 (PRODUCT LEVEL)	
	1	1	9X-4582	1	SEAL AS						
Y	2	1	223-0659	1	TRACK ADJUSTER & RECOIL GP						421
	3	1	244-6113	1	FRAME AS (FRONT)						
	3A	1	3T-1162	1	BUSHING						
	3B	1	4B-4158	4	SCREW-DRIVE (NO 4X0.25-IN)						
	3C	1	254-1686	1	PLATE-WARNING (RECOIL SPRING)						
	4	1	261-3257	4	STRIP						
	5	1	268-9709	2	GUIDE AS (EACH INCLUDES)						
	5A	1	241-3720	1	FILM-WARNING (RECOIL SPRING)						
	6	1	268-9710	1	COVER AS						
	6A	1	7B-3028	4	SCREW-DRIVE (NO 4X 3/16-IN)						
	6B	1	8E-1211	1	COVER						
	6C	1	253-1346	1	PLATE-WARNING (HIGH PRESSURE CYLINDER)						
	7	1	282-4017	4	PLATE-SCRAPER						
	8	1	357-3539	1	FRAME AS (LH)						
	8A	1	221-3197	1	BUSHING						
	8B	1	221-3200	1	BUSHING						
		1	357-3537	1	FRAME AS						
	8C	1	7T-5886	1	DOWEL						
	9	1	1B-5174	2	PLUG-PIPE						
	10	1	3T-2077	1	BEARING						
	11	1	3W-1852	1	RING-RETAINING						
	12	1	5H-6734	1	SEAL-O-RING						
	13	1	5P-1076	12	WASHER-HARD (13.5X30X4-MM THK)						
	14	1	8T-4121	4	WASHER-HARD (11X21X2.5-MM THK)						
	15	1	8T-4136	4	BOLT (M10X1.5X25-MM)						
	16	1	8T-4184	12	BOLT (M12X1.75X45-MM)						
	17	1	8T-4194	12	BOLT (M12X1.75X50-MM)						
	18	1	8T-4223	28	WASHER-HARD (13.5X25.5X3-MM THK)						
	19	1	8T-4956	16	BOLT (M12X1.75X35-MM)						

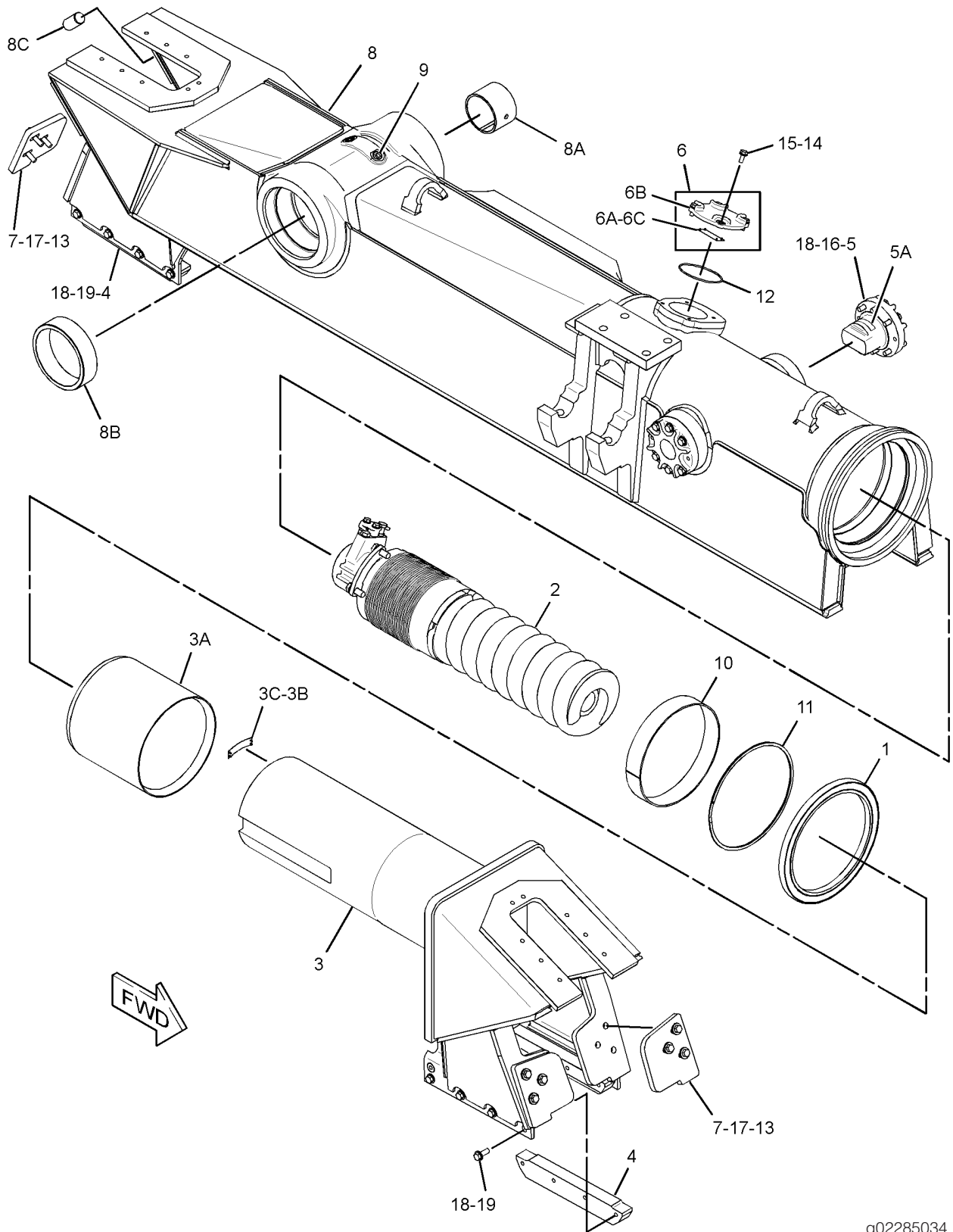
M-METRIC PART  
Y-SEPARATE ILLUSTRATION



# UNDERCARRIAGE

357-3541 FRAME GP-TELESCOPING RECOIL (contd.)

i04157057



GRAPHIC #1

g02285034

<END>

# UNDERCARRIAGE

## 357-3556 FRAME GP-TELESCOPING RECOIL

S/N: PLR1-UP

PART OF 366-4752 UNDERCARRIAGE AR

AN ATTACHMENT

SMCS - 4151

I04157056

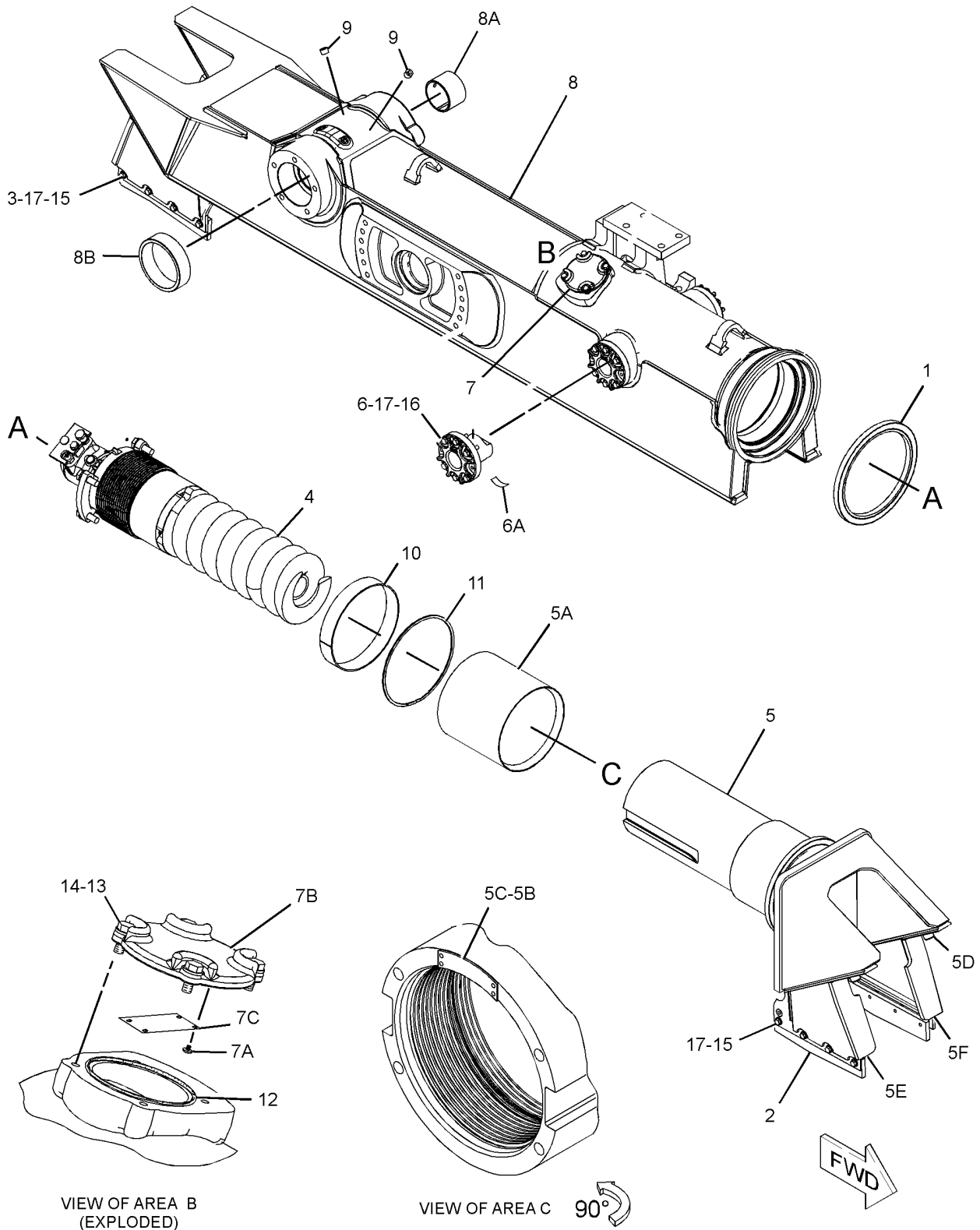
NOTE	REF NO	GRAPHIC REF	PART NUMBER	QTY	PART NAME						SEE PAGE
					1	2	3	4	5	6 (PRODUCT LEVEL)	
	1	1	9X-4582	1	SEAL AS						
		1	8T-5071	1	GUARD-SEAL						
	2	1	160-4103	2	STRIP						
	3	1	189-3032	2	STRIP						
Y	4	1	223-0659	1	TRACK ADJUSTER & RECOIL GP						421
	5	1	224-4122	1	FRAME AS (FRONT)						
	5A	1	3T-1162	1	BUSHING						
	5B	1	4B-4158	4	SCREW-DRIVE (NO 4X0.25-IN)						
	5C	1	254-1686	1	PLATE-WARNING (RECOIL SPRING)						
		1	226-2391	1	FRAME AS						
	5D	1	7T-5886	2	DOWEL						
	5E	1	163-21751	1	GUARD AS (LH)						
	5F	1	163-21761	1	GUARD AS (RH)						
	6	1	268-9709	2	GUIDE AS (EACH INCLUDES)						
	6A	1	241-3720	1	FILM-WARNING (RECOIL SPRING)						
	7	1	268-9710	1	COVER AS						
	7A	1	7B-3028	4	SCREW-DRIVE (NO 4X 3/16-IN)						
	7B	1	8E-1211	1	COVER						
	7C	1	253-1346	1	PLATE-WARNING (HIGH PRESSURE CYLINDER)						
	8	1	357-3554	1	FRAME AS (RH)						
	8A	1	221-3197	1	BUSHING						
	8B	1	221-3200	1	BUSHING						
	9	1	1B-5174	2	PLUG-PIPE						
	10	1	3T-2077	1	BEARING						
	11	1	3W-1852	1	RING-RETAINING						
	12	1	5H-6734	1	SEAL-O-RING						
	13	1	8T-4121	4	WASHER-HARD (11X21X2.5-MM THK)						
	14	1	8T-4136	4	BOLT (M10X1.5X25-MM)						
	15	1	8T-4139	16	BOLT (M12X1.75X30-MM)						
	16	1	8T-4184	12	BOLT (M12X1.75X45-MM)						
	17	1	8T-4223	28	WASHER-HARD (13.5X25.5X3-MM THK)						

M-METRIC PART  
R-REMFG PART MAY BE AVAILABLE  
Y-SEPARATE ILLUSTRATION

# UNDERCARRIAGE

357-3556 FRAME GP-TELESCOPING RECOIL (contd.)

i04157056



g02281516

GRAPHIC #1

<END>

# UNDERCARRIAGE

## 357-3557 FRAME GP-TELESCOPING RECOIL

S/N: PLR1-UP

PART OF 366-4752 UNDERCARRIAGE AR

AN ATTACHMENT

SMCS - 4151

I04147172

NOTE	REF NO	GRAPHIC REF	PART NUMBER	QTY	PART NAME						SEE PAGE
					1	2	3	4	5	6 (PRODUCT LEVEL)	
	1	1	9X-4582	1	SEAL AS						
		1	8T-5071	1	GUARD-SEAL						
	2	1	160-4103	2	STRIP						
	3	1	189-3032	2	STRIP						
Y	4	1	223-0659	1	TRACK ADJUSTER & RECOIL GP						421
	5	1	224-4122	1	FRAME AS (FRONT)						
	5A	1	3T-1162	1	BUSHING						
	5B	1	4B-4158	4	SCREW-DRIVE (NO 4X0.25-IN)						
	5C	1	7T-5886	2	DOWEL						
	5D	1	163-2175	1	GUARD AS (LH)						
	5E	1	163-2176	1	GUARD AS (RH)						
	5F	1	254-1686	1	PLATE-WARNING (RECOIL SPRING)						
	6	1	268-9709	2	GUIDE AS						
	6A	1	241-3720	1	FILM-WARNING (RECOIL SPRING)						
	7	1	268-9710	1	COVER AS						
	7A	1	7B-3028	4	SCREW-DRIVE (NO 4X 3/16-IN)						
	7B	1	8E-1211	1	COVER						
	7C	1	253-1346	1	PLATE-WARNING (HIGH PRESSURE CYLINDER)						
	8	1	357-3555	1	FRAME AS						
	8A	1	221-3197	1	BUSHING						
	8B	1	221-3200	1	BUSHING						
	9	1	1B-5174	2	PLUG-PIPE						
	10	1	3T-2077	1	BEARING						
	11	1	3W-1852	1	RING-RETAINING						
	12	1	5H-6734	1	SEAL-O-RING						
	13	1	8T-4121	4	WASHER-HARD (11X21X2.5-MM THK)						
	14	1	8T-4136	4	BOLT (M10X1.5X25-MM)						
	15	1	8T-4139	16	BOLT (M12X1.75X30-MM)						
	16	1	8T-4184	12	BOLT (M12X1.75X45-MM)						
	17	1	8T-4223	28	WASHER-HARD (13.5X25.5X3-MM THK)						

M-METRIC PART

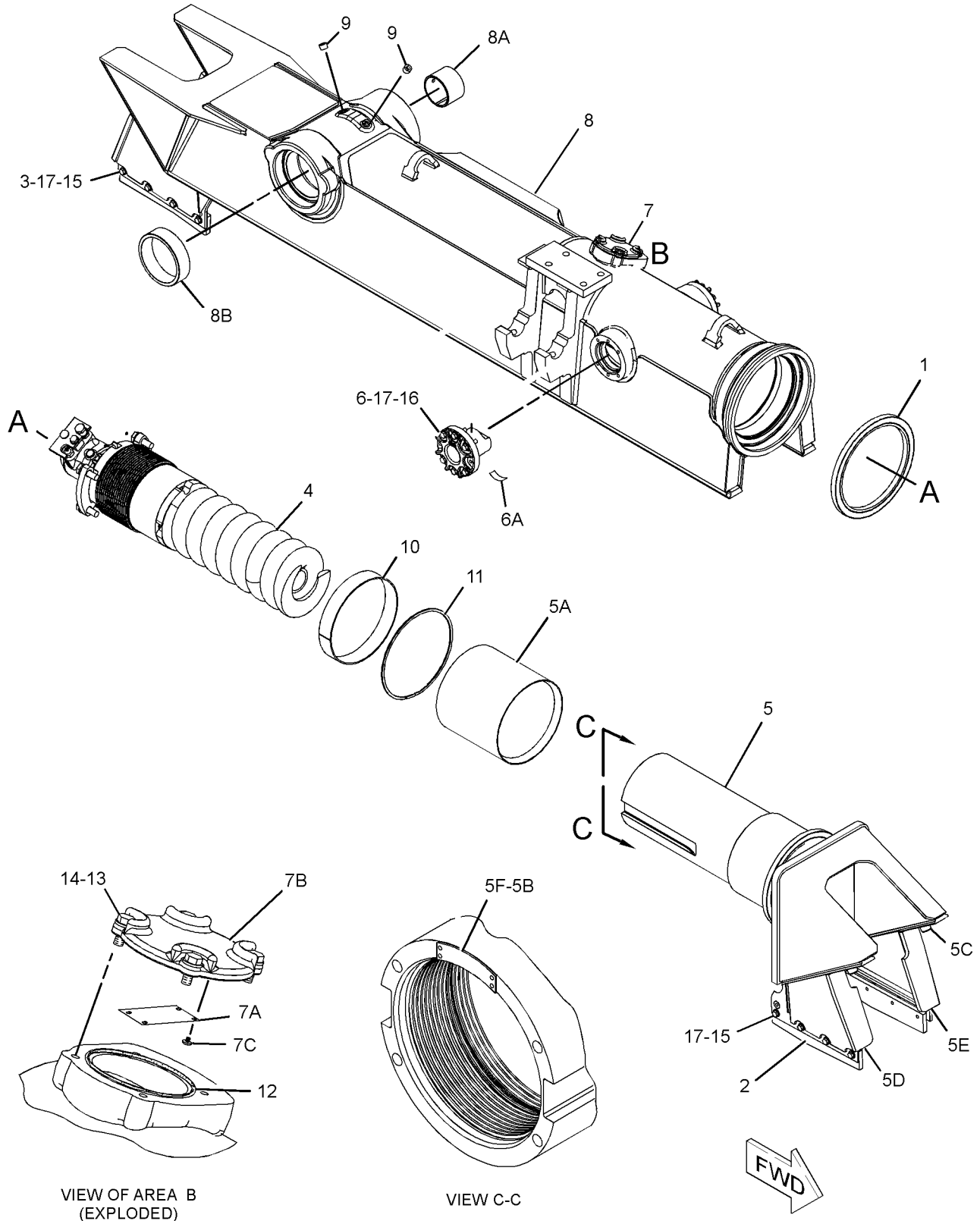
R-REMG PART MAY BE AVAILABLE

Y-SEPARATE ILLUSTRATION

# UNDERCARRIAGE

357-3557 FRAME GP-TELESCOPING RECOIL (contd.)

i04147172



VIEW OF AREA B  
(EXPLODED)

VIEW C-C



g02344426

GRAPHIC #1

<END>

# UNDERCARRIAGE

## 170-0796 GUARD AR-IDLER

S/N: PLR1-UP

AN ATTACHMENT

SMCS - 7169

i01648887

NOTE	PART NUMBER	QTY	PART NAME						SEE PAGE
			1	2	3	4	5	6 (PRODUCT LEVEL)	
Y	206-1897	4	IDLER GP-TRACK						399
Y-SEPARATE ILLUSTRATION									

<END>

# UNDERCARRIAGE

## 164-0406 GUARD GP-TRACK GUIDE

S/N: PLR1-UP

PART OF 366-4752 UNDERCARRIAGE AR

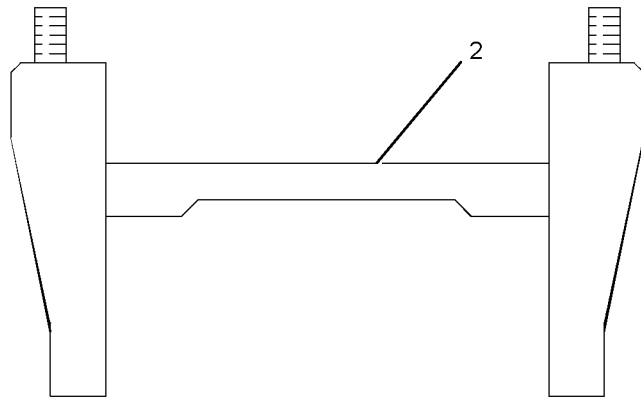
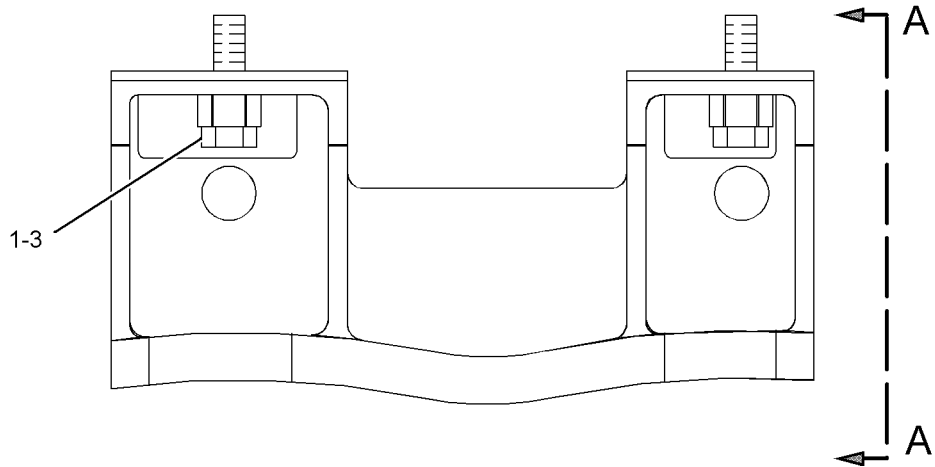
AN ATTACHMENT

SMCS - 4177

104022291

NOTE	REF NO	GRAPHIC REF	PART NUMBER	QTY	PART NAME						SEE PAGE
					1	2	3	4	5	6 (PRODUCT LEVEL)	
	1	1	166-2287	8	SPACER (22X40X20-MM THK)						
	2	1	268-5945	2	GUARD AS (EACH INCLUDES)						
		1	164-0403	1	GUARD						
		1	164-4611	1	GUARD						
	3	1	8T-4141	8	BOLT (M20X2.5X70-MM)						
QUANTITIES SHOWN ARE THOSE REQUIRED FOR BOTH LH AND RH SIDES											

M-METRIC PART



VIEW A-A

g01210245

GRAPHIC #1

<END>

# UNDERCARRIAGE

## 206-8836 GUARD GP-TRACK GUIDE

S/N: PLR1-UP

PART OF 324-3102 UNDERCARRIAGE AR

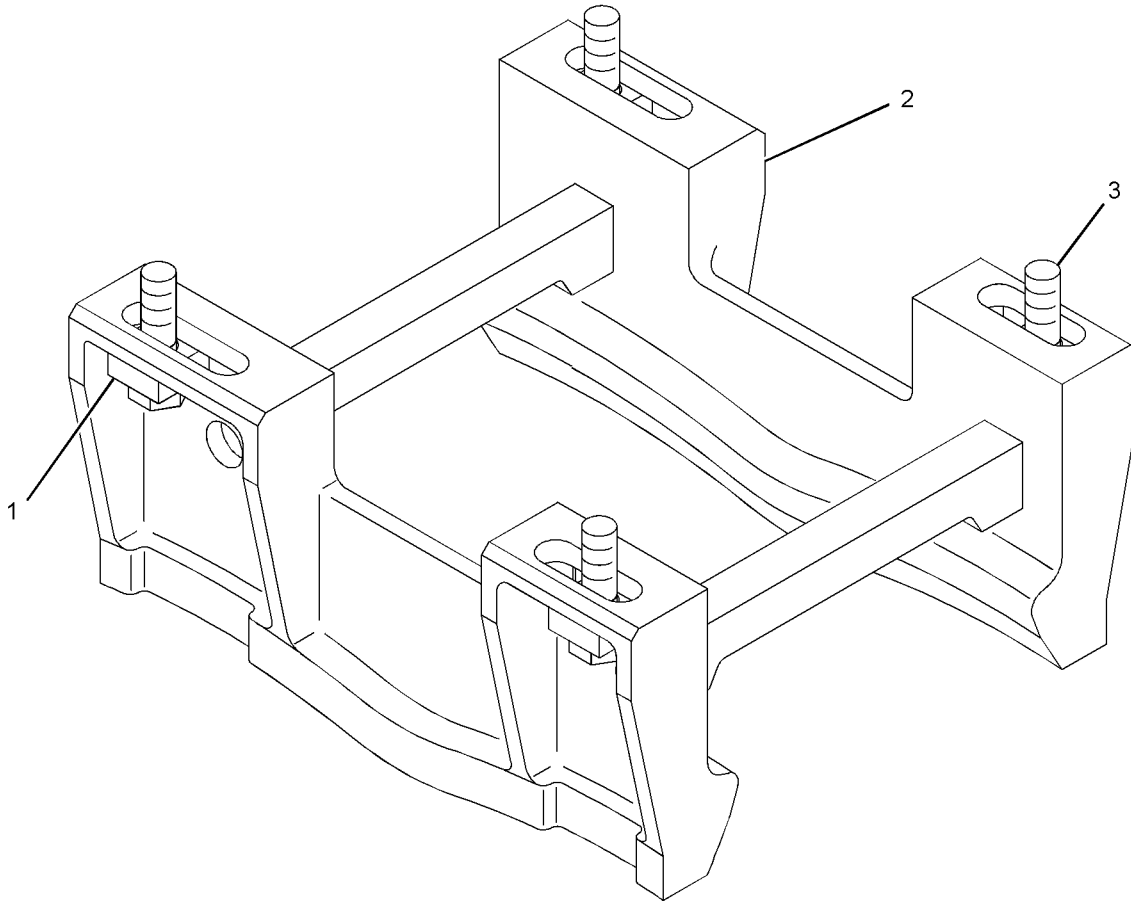
SMCS - 4177

104022292

NOTE	REF NO	GRAPHIC REF	PART NUMBER	QTY	PART NAME						SEE PAGE
					1	2	3	4	5	6 (PRODUCT LEVEL)	
	1	1	166-2287	8	SPACER (22X40X20-MM THK)						
	2	1	206-8837	2	GUARD AS-TRACK GUIDE						
	3	1	8T-4141	8	BOLT (M20X2.5X70-MM)						

QUANTITIES SHOWN ARE THOSE REQUIRED FOR BOTH LH AND RH SIDES

M-METRIC PART



GRAPHIC #1

g01152803

<END>



# UNDERCARRIAGE

## 227-8715 IDLER GP-FRONT

S/N: PLR1-UP

PART OF 324-3102 UNDERCARRIAGE AR

SMCS - 4159

i04004120

NOTE	PART NUMBER	QTY	PART NAME						SEE PAGE
			1	2	3	4	5	6 (PRODUCT LEVEL)	
Y	286-9305	1	IDLER GP-TRACK						
			-OR-						
Y	323-1170	1	IDLER GP-TRACK						401
Y-SEPARATE ILLUSTRATION									

<END>

# UNDERCARRIAGE

## 202-4296 IDLER GP-TRACK

S/N: PLR1-UP

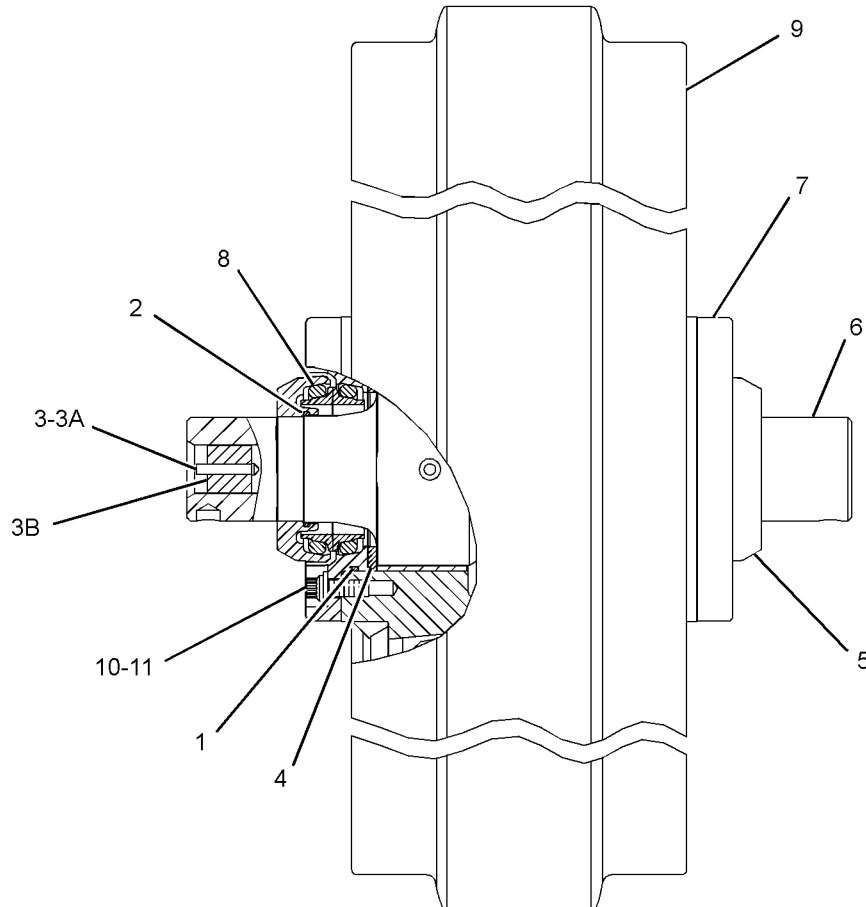
PART OF 366-4752 UNDERCARRIAGE AR

AN ATTACHMENT

SMCS - 4159

104004388

NOTE	REF NO	GRAPHIC REF	PART NUMBER	QTY	PART NAME						SEE PAGE
					1	2	3	4	5	6	
	1	1	2H-3928	2	SEAL-O-RING						
	2	1	7J-2036	2	SEAL-O-RING						
	3	1	8E-2139	1	STOP AS						
	3A	1	6Y-0473	1	PLUG-CLEAR						
	3B	1	9G-5664	1	STOPPER-RUBBER						
	4	1	106-7691	2	WASHER-THRUST (86X113.93X4.52-MM THK)						
	5	1	107-3945	2	COLLAR-SEAL						
	6	1	149-2494	1	SHAFT-TRACK IDLER						
	7	1	149-2495	2	RETAINER						
	8	1	162-7862	2	SEAL GP-DUO-CONE (EACH INCLUDES)						
		1	162-2166	2	RING-TORIC						
	9	1	202-4295	1	IDLER & BEARING AS						
		1	9P-2245	2	BUSHING						
	10	1	1T-0765	24	BOLT (3/8-16X1-IN)						
	11	1	5M-2894	24	WASHER-HARD (10.2X18.5X2.5-MM THK)						



g02178257

GRAPHIC #1

<END>

# UNDERCARRIAGE

## 206-1897 IDLER GP-TRACK

S/N: PLR1-UP

PART OF 170-0796 GUARD AR-IDLER

AN ATTACHMENT

SMCS - 4159

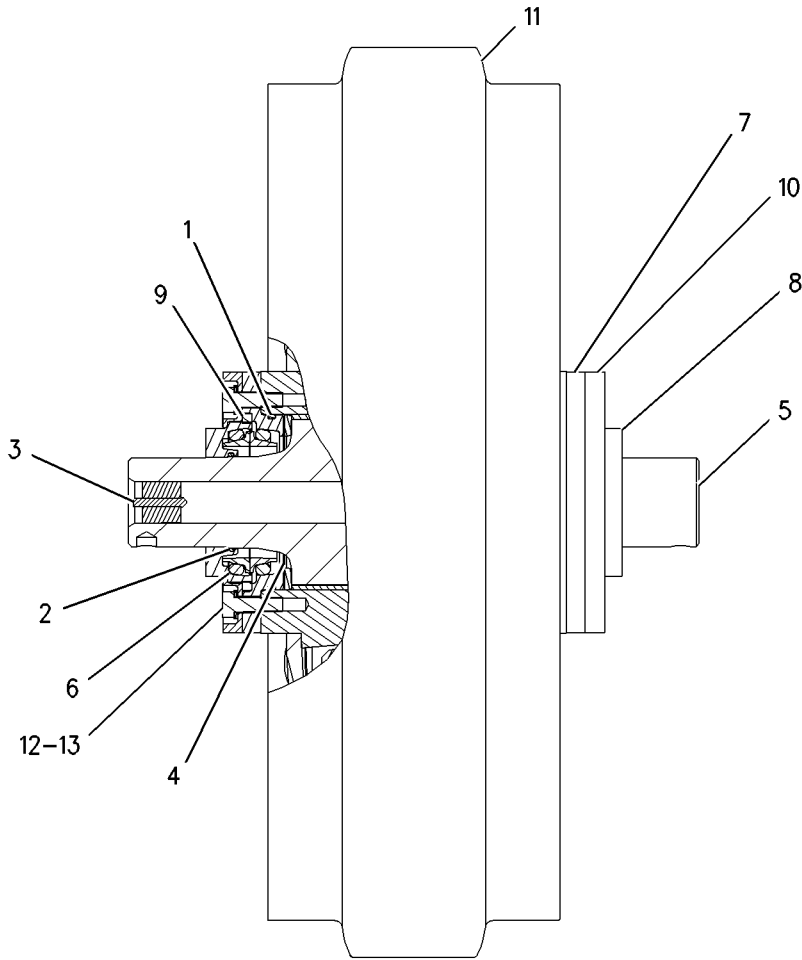
I01691158

NOTE	REF NO	GRAPHIC REF	PART NUMBER	QTY	PART NAME						SEE PAGE
					1	2	3	4	5	6 (PRODUCT LEVEL)	
	1	1	2H-3928	2	SEAL-O-RING						
	2	1	7J-2036	2	SEAL-O-RING						
	3	1	6Y-0473	1	PLUG-CLEAR						
		1	9G-5664	1	STOPPER-RUBBER						
	4	1	106-7691	2	WASHER-THRUST (86X113.93X4.52-MM THK)						
	5	1	149-2494	1	SHAFT-TRACK IDLER						
	6	1	162-7862	2	SEAL GP-DUO-CONE (EACH INCLUDES)						
		1	162-2166	2	RING-TORIC						
	7	1	167-1950	2	RETAINER						
	8	1	167-1951	2	COLLAR						
	9	1	167-1952	2	SEAL						
	10	1	170-0792	2	RING						
	11	1	202-4295	1	IDLER & BEARING AS						
		1	9P-2245	2	BEARING-SLEEVE						
	12	1	8T-4896	24	WASHER-HARD (10.2X18.5X2.5-MM THK)						
	13	1	9B-7237	24	BOLT (3/8-16X1.25-IN)						

# UNDERCARRIAGE

206-1897 IDLER GP-TRACK (contd.)

i01691158



GRAPHIC #1

g00853656

<END>

# UNDERCARRIAGE

## 323-1170 IDLER GP-TRACK

S/N: PLR1-UP

PART OF 227-8715 IDLER GP-FRONT

SMCS - 4159

103720547

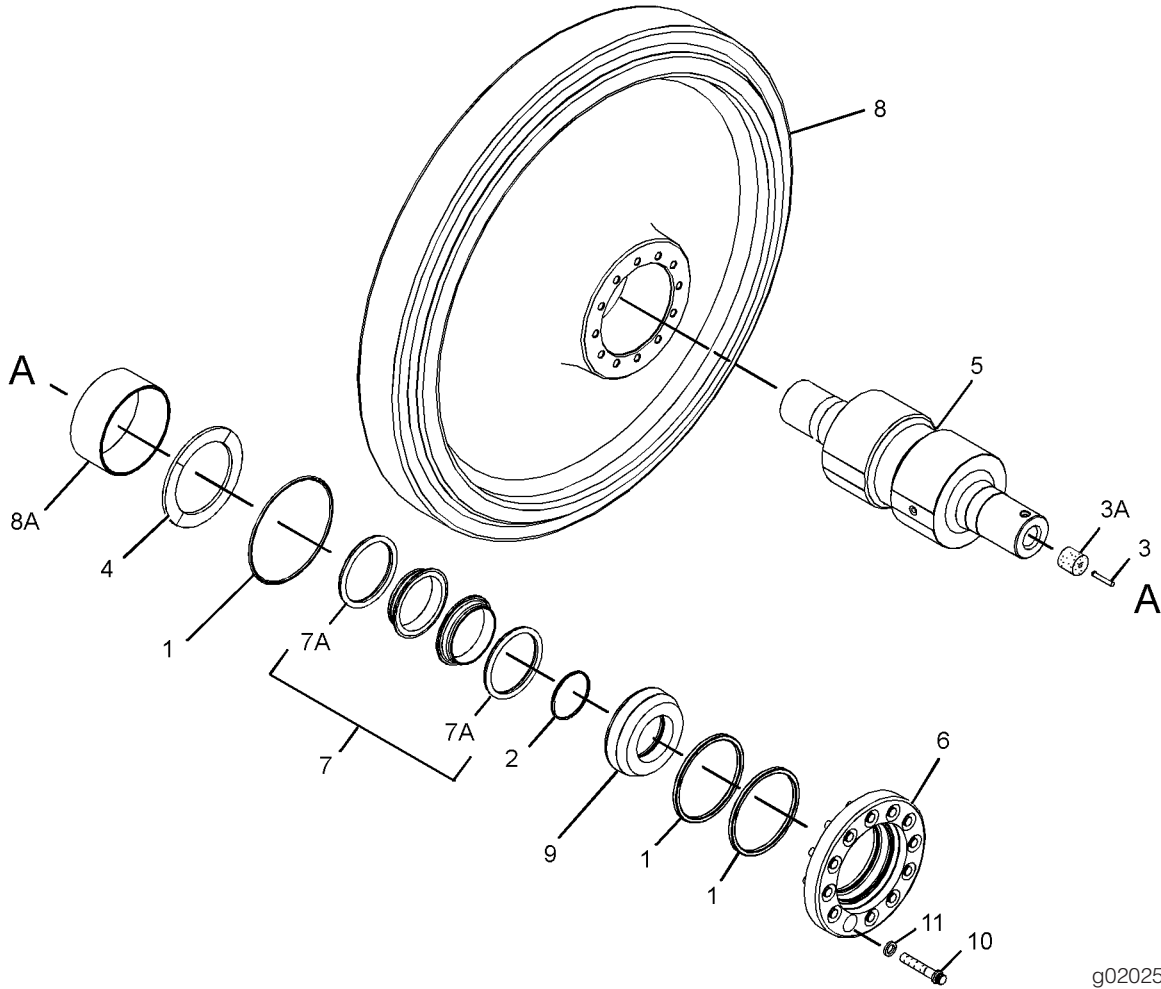
NOTE	REF NO	GRAPHIC REF	PART NUMBER	QTY	PART NAME						SEE PAGE
					1	2	3	4	5	6 (PRODUCT LEVEL)	
	1	1	<b>2H-3928</b>	2	SEAL-O-RING						
	2	1	<b>7J-2036</b>	2	SEAL-O-RING						
			<i>8E-2139</i>	1	STOP AS						
	3	1	<b>6Y-0473</b>	1	PLUG-CLEAR						
	3A	1	<b>9G-5664</b>	1	STOPPER-RUBBER						
	4	1	<b>106-7691</b>	2	WASHER-THRUST (86X113.93X4.52-MM THK)						
	5	1	<b>149-2494</b>	1	SHAFT-TRACK IDLER						
	6	1	<b>149-2495</b>	2	RETAINER						
	7	1	<b>162-7862</b>	2	SEAL GP-DUO-CONE (EACH INCLUDES)						
	7A	1	<b>162-2166</b>	2	RING-TORIC						
	8	1	<b>323-1171</b>	1	IDLER & BEARING AS						
	8A	1	<b>9P-2245</b>	2	BEARING-SLEEVE						
	9	1	<b>107-3945</b>	2	COLLAR-SEAL						
	10	1	<b>1T-0765</b>	24	BOLT (3/8-16X1-IN)						
	11	1	<b>5M-2894</b>	24	WASHER-HARD (10.2X18.5X2.5-MM THK)						

PARTS SHOWN IN GRAPHIC(S) WITHOUT A REFERENCE NUMBER ARE NOT SERVICED SEPARATELY

# UNDERCARRIAGE

323-1170 IDLER GP-TRACK (contd.)

i03720547



GRAPHIC #1

<END>

g02025149

# UNDERCARRIAGE

## 8E-9037 LINK AS-TRACK

S/N: PLR1-UP

PART OF 263-8155 TRACK GP

AN ATTACHMENT

SMCS - 4169

SMCS - 4171

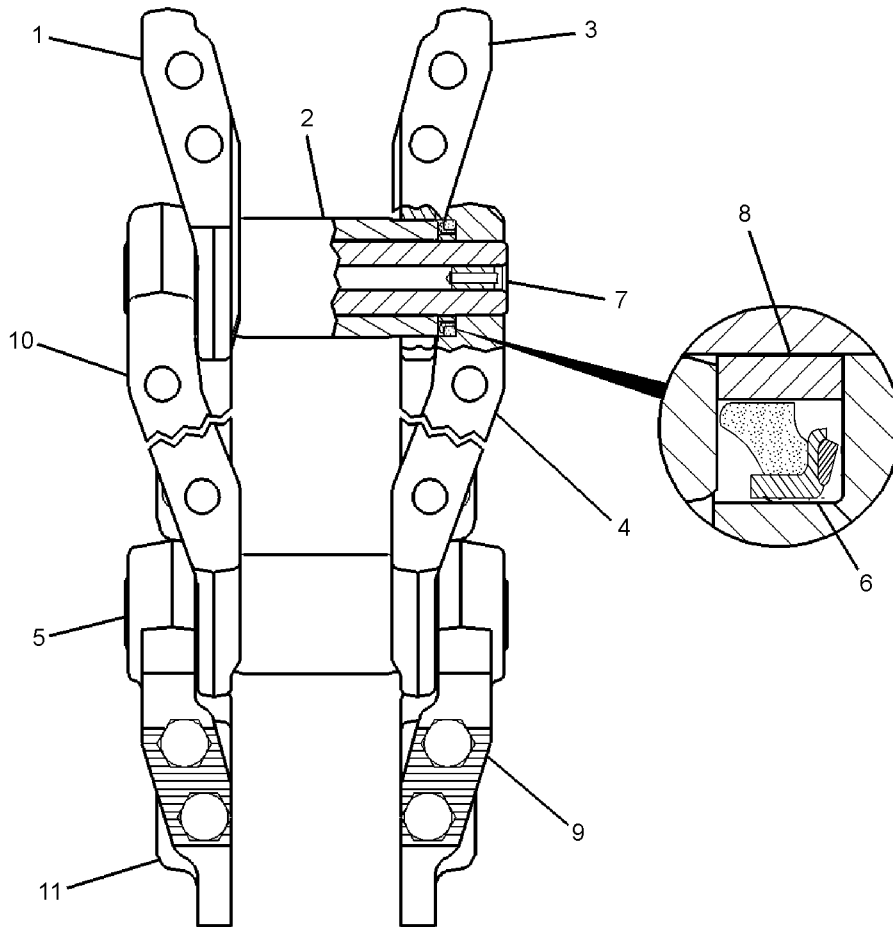
102332737

NOTE	REF NO	GRAPHIC REF	PART NUMBER	QTY	PART NAME						SEE PAGE
					1	2	3	4	5	6 (PRODUCT LEVEL)	
	1	1	8E-7410	1	LINK-TRACK MASTER (BUSHING END, LH)						
	2	1	8E-7222	45	BUSHING-TRACK						
	3	1	8E-7409	1	LINK-TRACK MASTER (BUSHING END, RH)						
	4	1	8E-7405	44	LINK-TRACK (RH)						
	5	1	160-7820	45	PIN-TRACK						
	6	1	207-0544	90	SEAL AS						
			6Y-1198	45	STOP AS						
	7	1	6Y-0473	45	PLUG-CLEAR						
			5G-2247	45	STOPPER-RUBBER						
	8	1	152-8071	90	RING-THRUST						
	9	1	8E-7407	1	LINK-TRACK MASTER (PIN END, RH)						
	10	1	8E-7406	44	LINK-TRACK (LH)						
	11	1	8E-7408	1	LINK-TRACK MASTER (PIN END, LH)						

# UNDERCARRIAGE

8E-9037 LINK AS-TRACK (contd.)

i02332737



GRAPHIC #1

<END>

g01184551



# UNDERCARRIAGE

## 351-0957 LINK AS-TRACK

S/N: PLR1-UP

PART OF 234-9667 TRACK GP

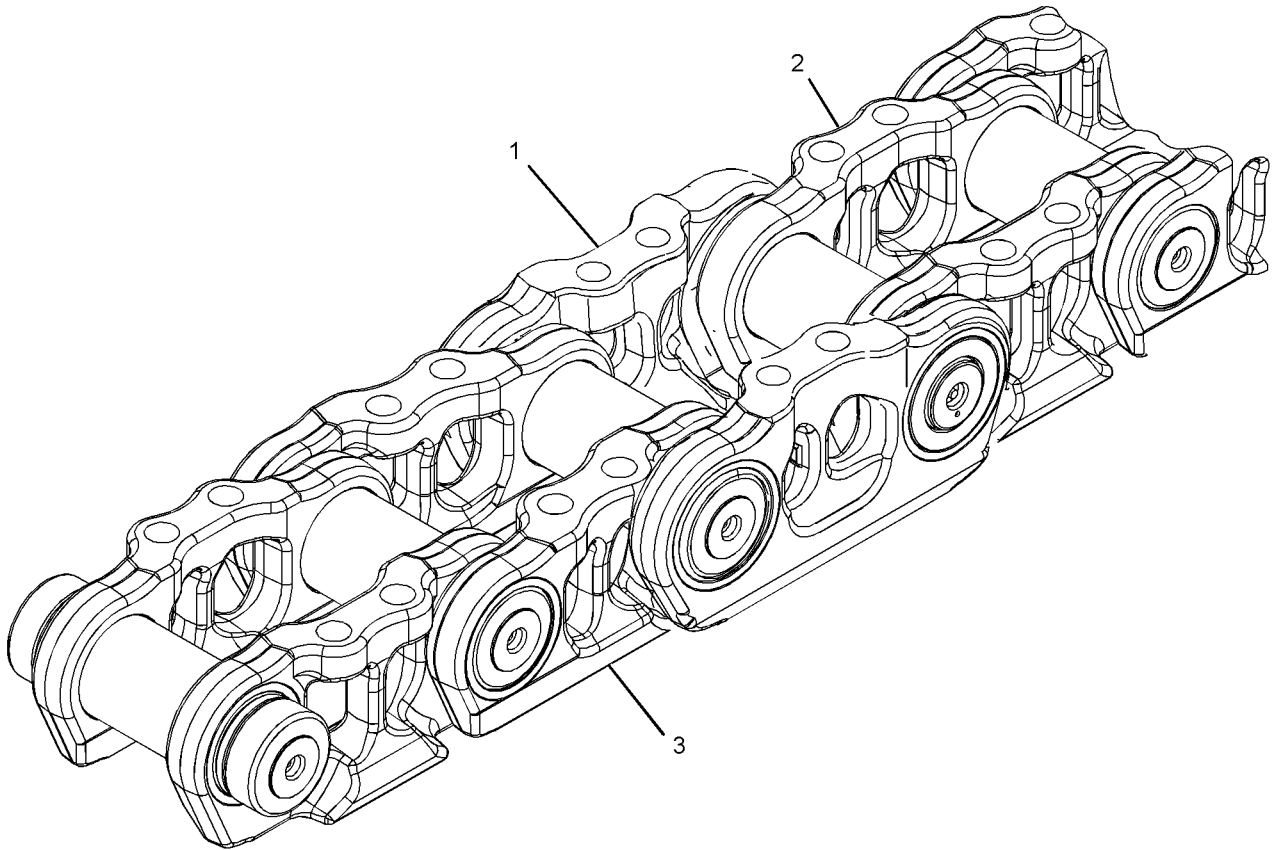
SMCS - 4169

SMCS - 4171

104022353

NOTE	REF NO	GRAPHIC REF	PART NUMBER	QTY	PART NAME						SEE PAGE
					1	2	3	4	5	6 (PRODUCT LEVEL)	
	1	1	234-9699	42	LINK-TRACK						
Y	2	1	351-0955	21	LINK AS-TRACK BOX (LINK BOX)						406
Y	3	1	351-0956	1	LINK AS-TRACK BOX (LINK BOX, OFFSET)						407

Y-SEPARATE ILLUSTRATION



GRAPHIC #1

g01793333

<END>

# UNDERCARRIAGE

## 351-0955 LINK AS-TRACK BOX

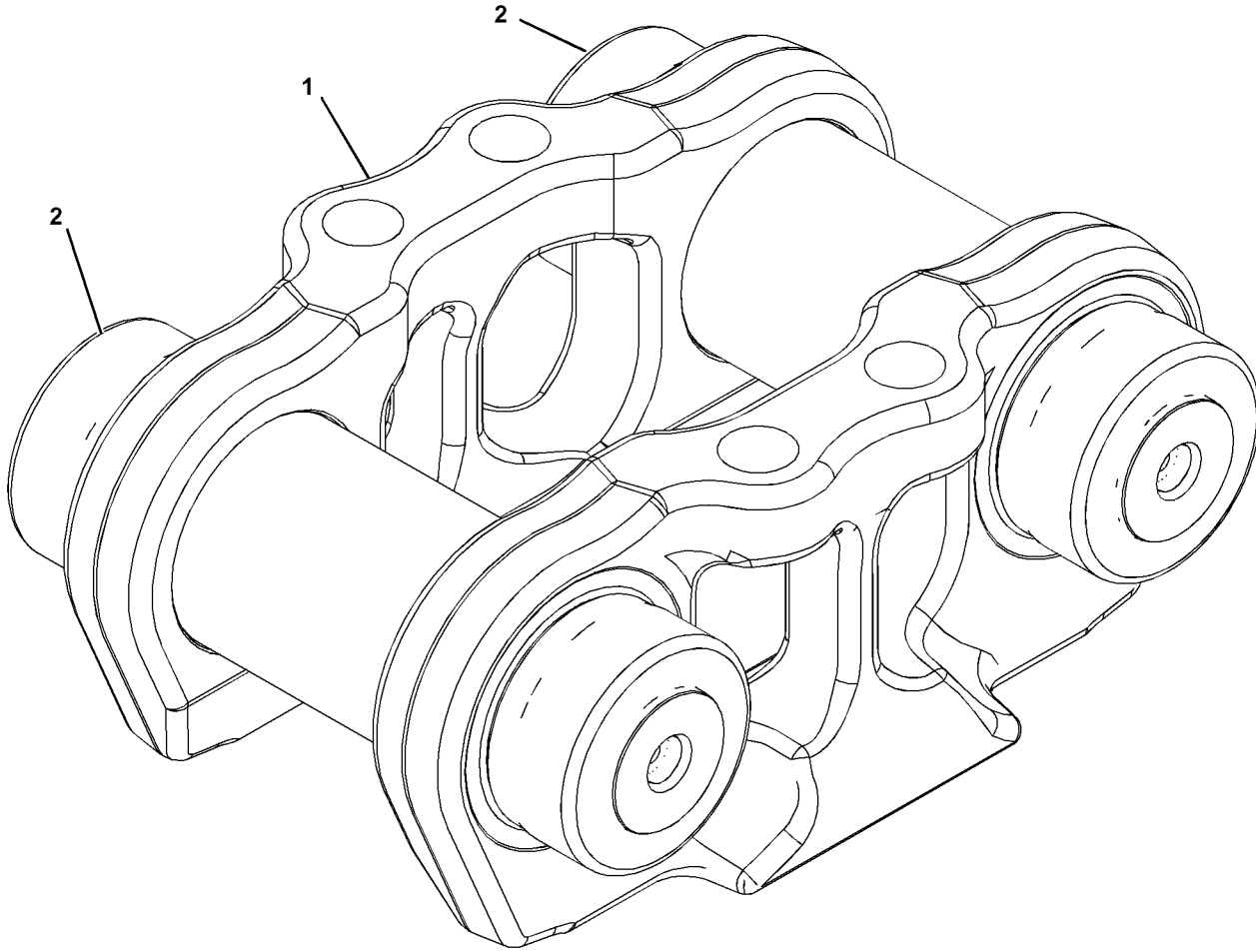
S/N: PLR1-UP

PART OF 351-0957 LINK AS-TRACK, 351-0956 LINK AS-TRACK BOX

SMCS - 4169

103949313

NOTE	REF NO	GRAPHIC REF	PART NUMBER	QTY	PART NAME						SEE PAGE
					1	2	3	4	5	6 (PRODUCT LEVEL)	
	1	1	234-9699	2	LINK-TRACK						
	2	1	331-8464	2	CARTRIDGE AS-TRACK LINK (EACH INCLUDES)						
		1	6Y-0473	2	PLUG-CLEAR						
		1	9G-1642	2	STOPPER-RUBBER						



GRAPHIC #1

g01378067

<END>

# UNDERCARRIAGE

## 351-0956 LINK AS-TRACK BOX

S/N: PLR1-UP

PART OF 351-0957 LINK AS-TRACK

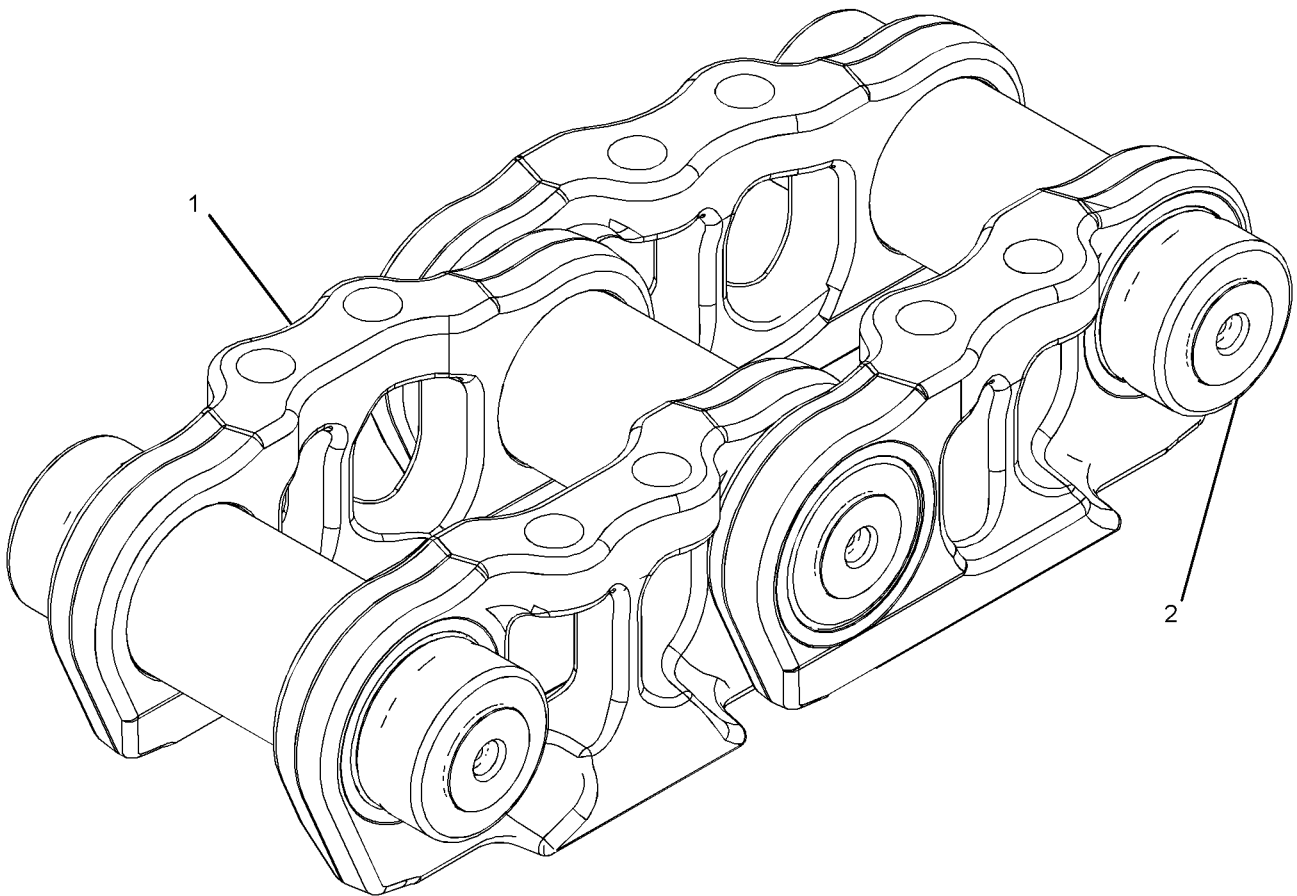
SMCS - 4169

103951449

NOTE	REF NO	GRAPHIC REF	PART NUMBER	QTY	PART NAME						SEE PAGE
					1	2	3	4	5	6 (PRODUCT LEVEL)	
Y	1	1	351-0955	1	LINK AS-TRACK BOX (LINK BOX)						406
	2	1	331-8464	1	CARTRIDGE AS-TRACK LINK						
		1	9G-1642	2	STOPPER-RUBBER						
		1	6Y-0473	2	PLUG-CLEAR						

PARTS SHOWN IN GRAPHIC(S) WITHOUT A REFERENCE NUMBER ARE NOT SERVICED SEPARATELY

Y-SEPARATE ILLUSTRATION



g02020975

GRAPHIC #1

<END>

# UNDERCARRIAGE

## 351-0963 LINK AS-TRACK BOX

S/N: PLR1-UP

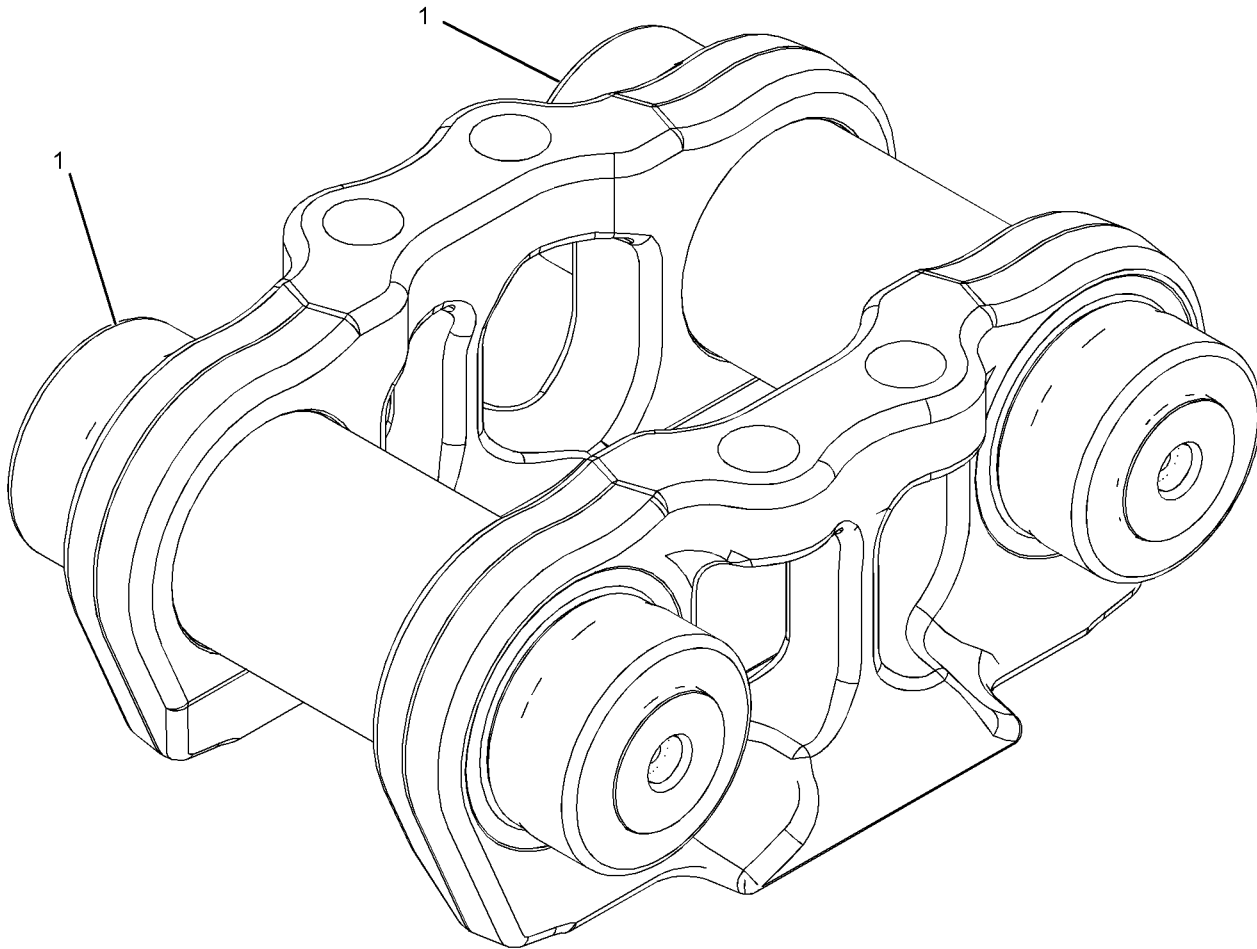
PART OF 351-0964 LINK AS-TRACK BOX

SMCS - 4169

103906327

NOTE	REF NO	GRAPHIC REF	PART NUMBER	QTY	PART NAME						SEE PAGE
					1	2	3	4	5	6 (PRODUCT LEVEL)	
	1	1	331-8464	2	CARTRIDGE AS-TRACK LINK (EACH INCLUDES)						
		1	6Y-0473	2	PLUG-CLEAR						
		1	9G-1642	2	STOPPER-RUBBER						

PARTS SHOWN IN GRAPHIC(S) WITHOUT A REFERENCE NUMBER ARE NOT SERVICED SEPARATELY



g01416784

GRAPHIC #1

<END>

# UNDERCARRIAGE

## 351-0964 LINK AS-TRACK BOX

S/N: PLR1-UP

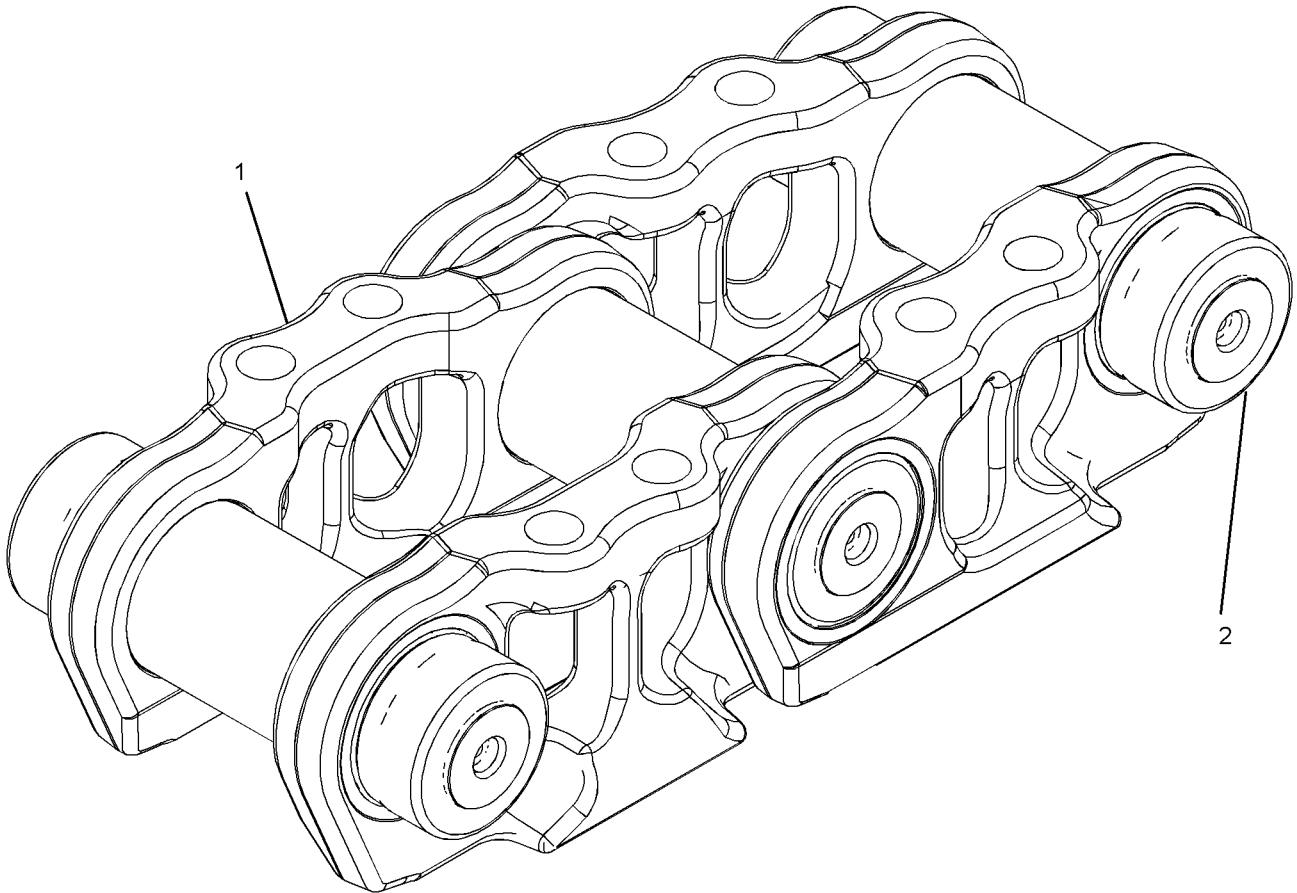
SMCS - 4169

103985565

NOTE	REF NO	GRAPHIC REF	PART NUMBER	QTY	PART NAME						SEE PAGE
					1	2	3	4	5	6 (PRODUCT LEVEL)	
Y	1	1	351-0963	1	LINK AS-TRACK BOX (LINK BOX)						408
	2	1	331-8464	1	CARTRIDGE AS-TRACK LINK						
		1	6Y-0473	2	PLUG-CLEAR						
		1	9G-1642	2	STOPPER-RUBBER						

PARTS SHOWN IN GRAPHIC(S) WITHOUT A REFERENCE NUMBER ARE NOT SERVICED SEPARATELY

Y-SEPARATE ILLUSTRATION



g02031533

GRAPHIC #1

<END>

# UNDERCARRIAGE

## 169-4368 MOUNTING GP-CARRIER ROLLER

S/N: PLR1-UP

PART OF 324-3102, 366-4752 UNDERCARRIAGE AR

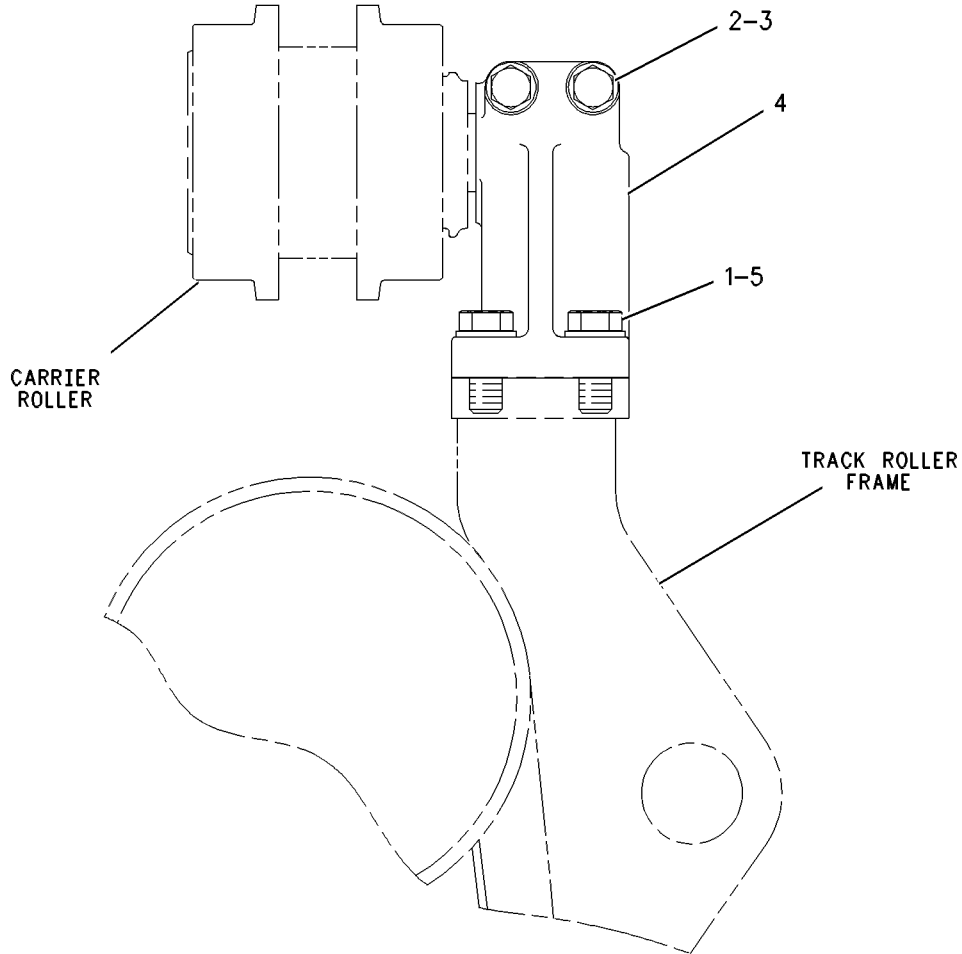
ALSO AN ATTACHMENT

SMCS - 4154

I01584279

NOTE	REF NO	GRAPHIC REF	PART NUMBER	QTY	PART NAME						SEE PAGE
					1	2	3	4	5	6 (PRODUCT LEVEL)	
	1	1	7X-2575	4	BOLT (M24X3X60-MM)						
	2	1	8T-4187	2	BOLT (M20X2.5X80-MM)						
	3	1	8T-4123	2	WASHER (22X35X3.5-MM THK)						
	4	1	171-0808	1	BRACKET						
	5	1	8T-4167	4	WASHER-HARD (26X44X4-MM THK)						

M-METRIC PART



GRAPHIC #1

g00607917

<END>

# UNDERCARRIAGE

## 332-4798 PIVOT BAR GP

S/N: PLR1-UP

PART OF 324-3102, 366-4752 UNDERCARRIAGE AR

ALSO AN ATTACHMENT

SMCS - 4153

104155955

NOTE	REF NO	GRAPHIC REF	PART NUMBER	QTY	PART NAME						SEE PAGE
					1	2	3	4	5	6 (PRODUCT LEVEL)	
	1	1	3T-2051	2	COVER						
	2	1	5G-8993	2	RETAINER						
	3	1	5G-9842	2	SEAL						
	4	1	5G-9843	2	PLATE						
	5	1	332-4797	2	SHAFT AS (EACH INCLUDES)						
		1	5G-9841	1	RING						
	6	1	7X-2582	16	BOLT (M30X3.5X110-MM)						
	7	1	8E-1900	2	WASHER-THRUST (112X150X6.35-MM THK)						
	8	1	8T-0375	12	BOLT (M16X2X45-MM)						
	9	1	8T-4123	10	WASHER (22X35X3.5-MM THK)						
	10	1	8T-6430	10	BOLT (M20X2.5X50-MM)						
	11	1	9M-3786	2	SEAL-O-RING						

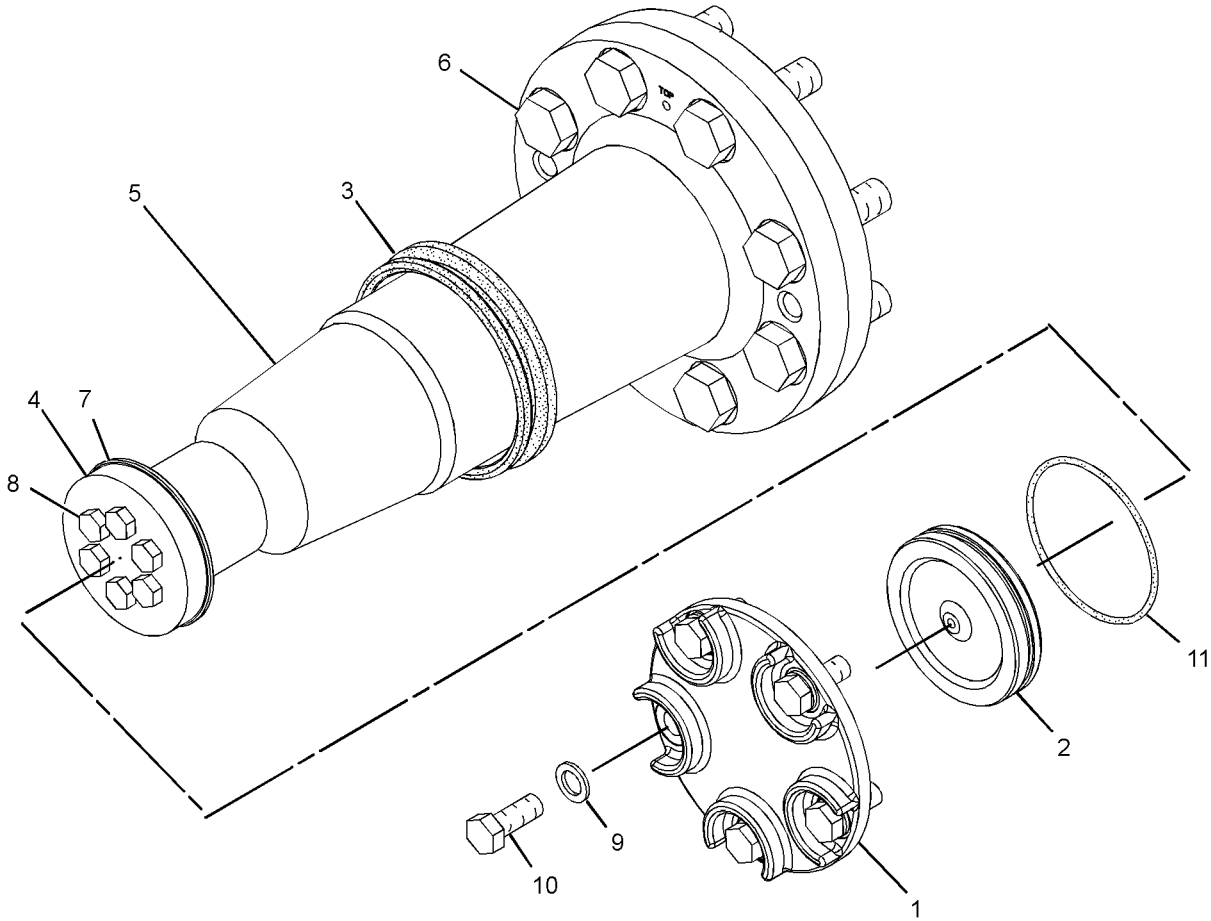
QUANTITIES SHOWN ARE THOSE REQUIRED FOR BOTH LH AND RH SIDES

M-METRIC PART

# UNDERCARRIAGE

332-4798 PIVOT BAR GP (contd.)

i04155955



GRAPHIC #1

<END>

g02264653



# UNDERCARRIAGE

## 235-5974 ROLLER GP-TRACK CARRIER

S/N: PLR1-UP

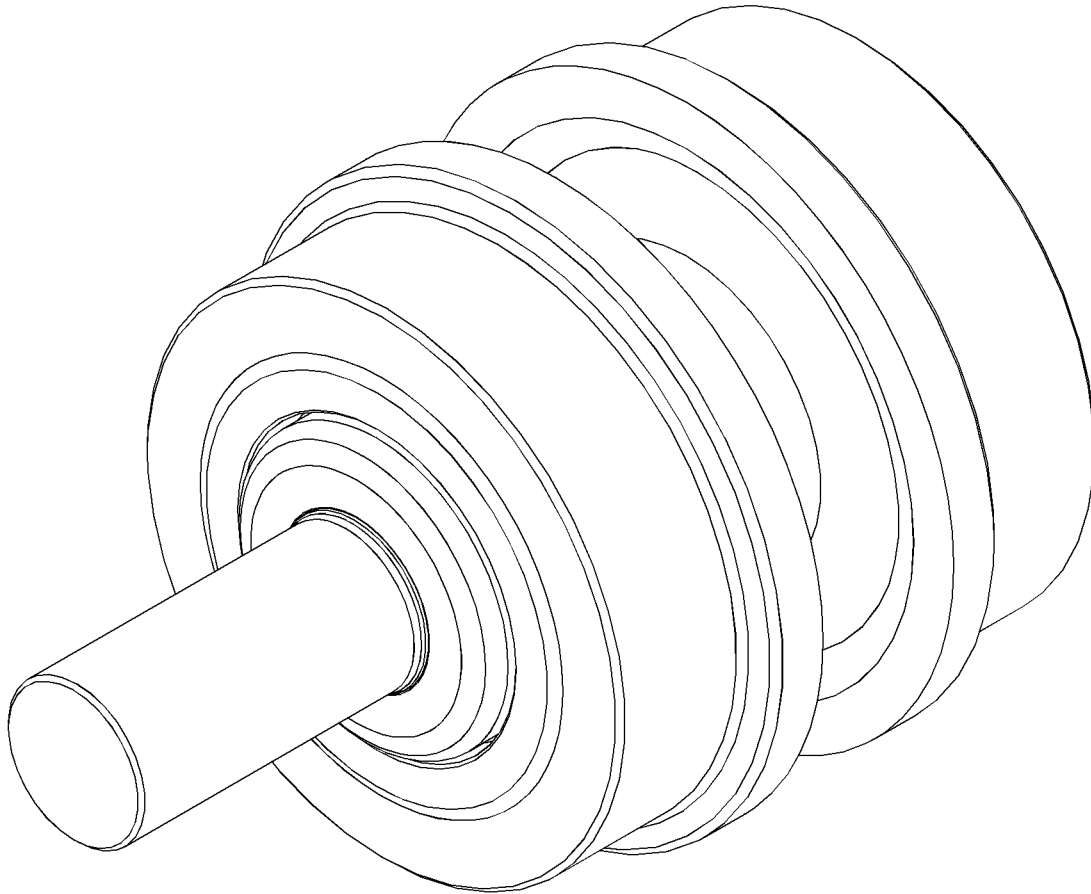
PART OF 324-3102, 366-4752 UNDERCARRIAGE AR

ALSO AN ATTACHMENT

SMCS - 4154

103908805

NOTE	REF NO	GRAPHIC REF	PART NUMBER	QTY	PART NAME						SEE PAGE
					1	2	3	4	5	6 (PRODUCT LEVEL)	
(INDIVIDUAL PARTS ARE NOT SERVICED SEPARATELY)											



g01395978

GRAPHIC #1

<END>

# UNDERCARRIAGE

## 125-4176 ROLLER GP-TRACK-DOUBLE FLANGE

S/N: PLR1-UP

PART OF 366-4752 UNDERCARRIAGE AR

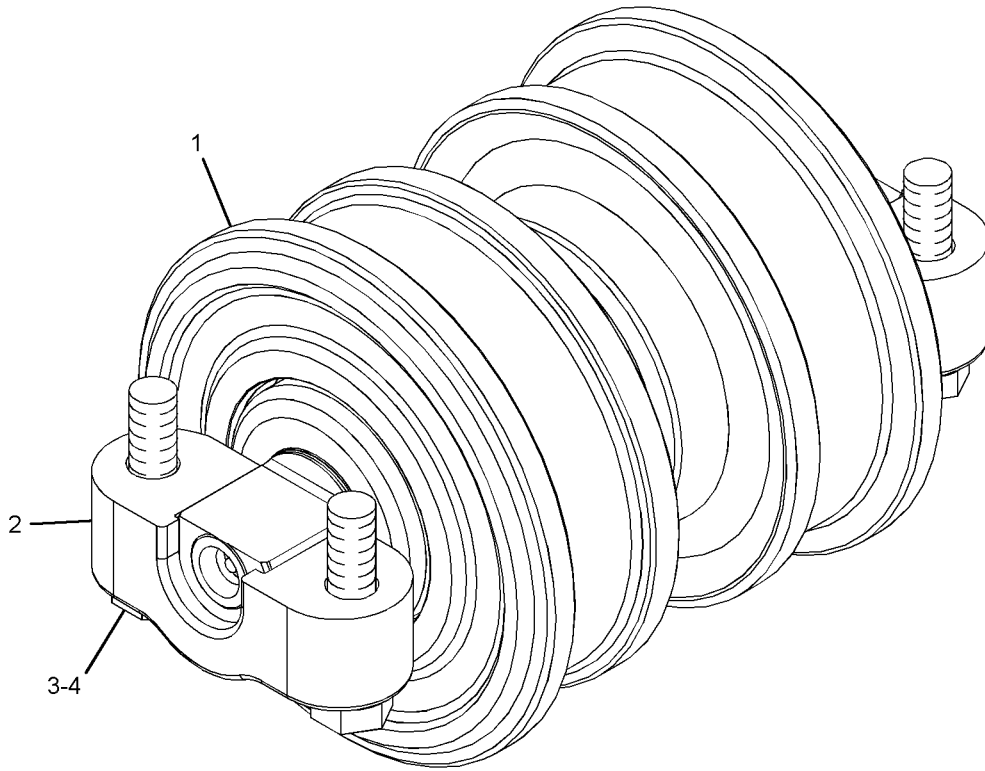
AN ATTACHMENT

SMCS - 4180

I02906454

NOTE	REF NO	GRAPHIC REF	PART NUMBER	QTY	PART NAME						SEE PAGE
					1	2	3	4	5	6 (PRODUCT LEVEL)	
CY	1	1	288-0935	1	ROLLER GP-TRACK-DOUBLE FLANGE						415
C	2	1	317-9080	2	CAP-TRACK ROLLER						
C	3	1	8T-0360	4	BOLT (M20X2.5X90-MM)						
	4	1	8T-3282	4	WASHER-HARD (22X35X3.5-MM THK)						

C-CHANGE FROM PREVIOUS TYPE  
M-METRIC PART  
Y-SEPARATE ILLUSTRATION



GRAPHIC #1

g01425518

<END>

# UNDERCARRIAGE

## 288-0935 ROLLER GP-TRACK-DOUBLE FLANGE

S/N: PLR1-UP

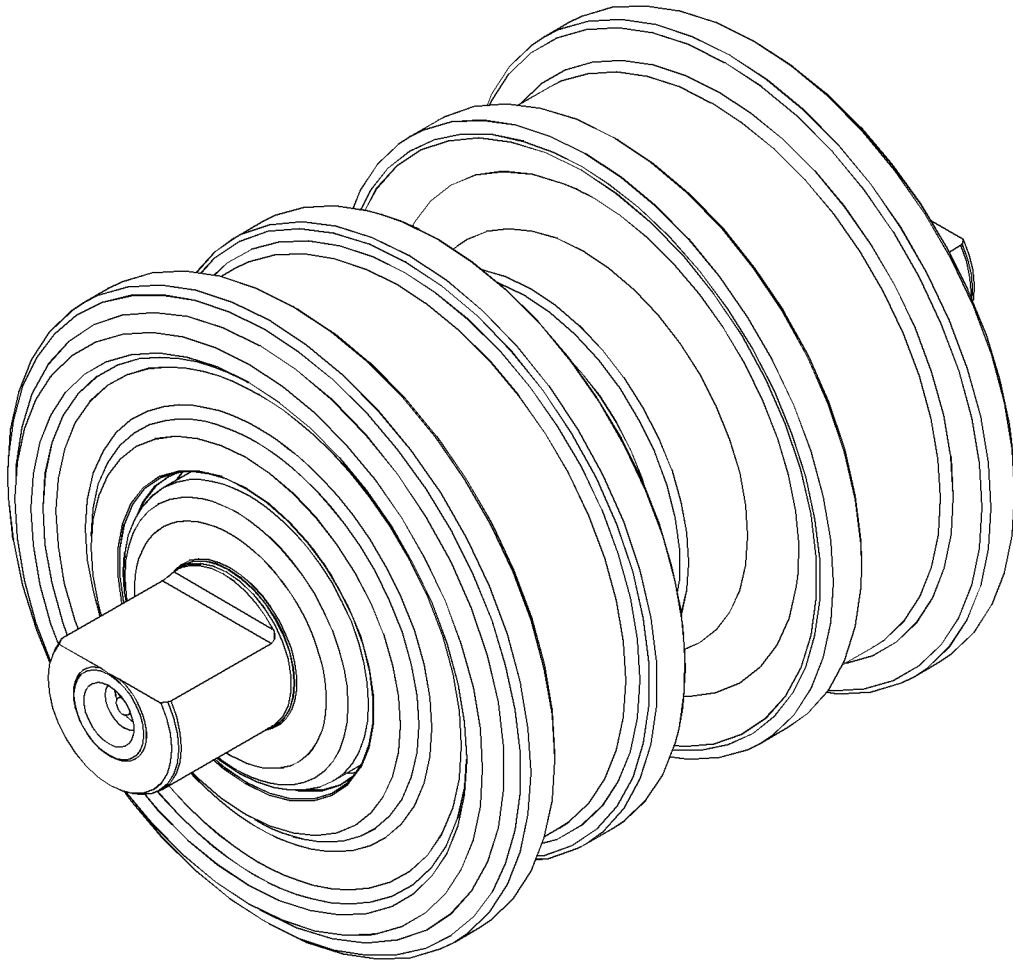
PART OF 125-4176 ROLLER GP-TRACK-DOUBLE FLANGE

AN ATTACHMENT

SMCS - 4180

102794581

NOTE	REF NO	GRAPHIC REF	PART NUMBER	QTY	PART NAME						SEE PAGE
					1	2	3	4	5	6 (PRODUCT LEVEL)	
(INDIVIDUAL PARTS ARE NOT SERVICED SEPARATELY)											



g01395970

GRAPHIC #1

<END>

# UNDERCARRIAGE

## 125-4175 ROLLER GP-TRACK-SINGLE FLANGE

S/N: PLR1-UP

PART OF 366-4752 UNDERCARRIAGE AR

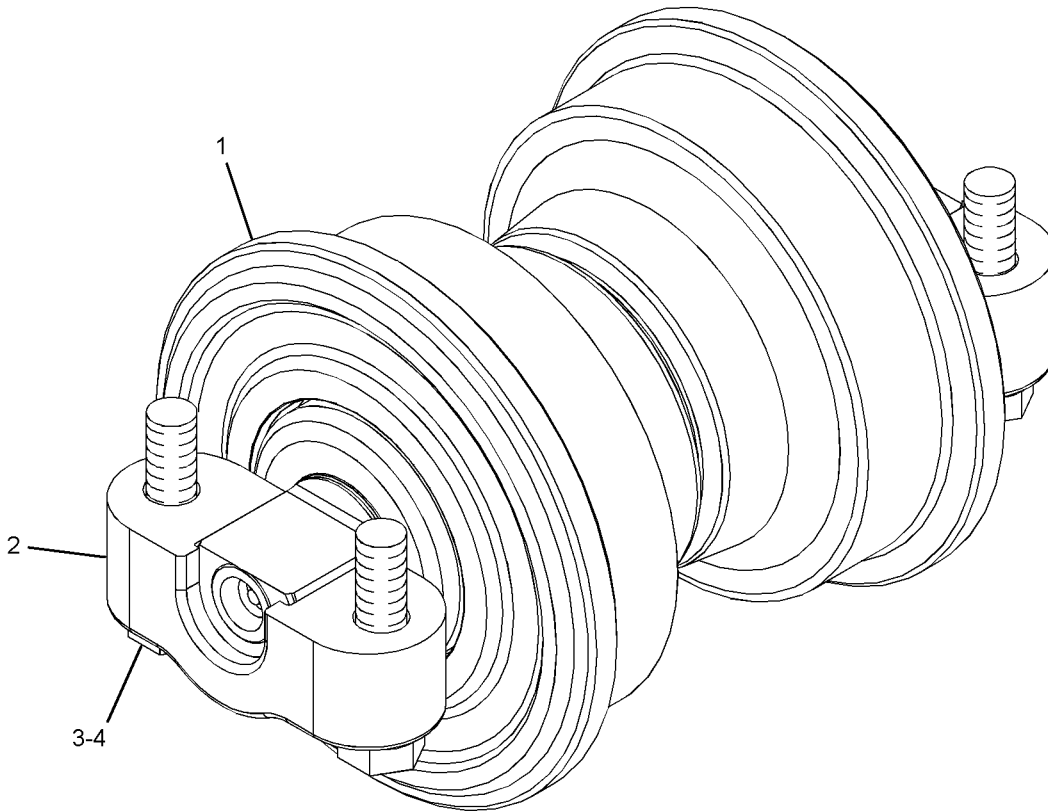
AN ATTACHMENT

SMCS - 4180

102906453

NOTE	REF NO	GRAPHIC REF	PART NUMBER	QTY	PART NAME						SEE PAGE
					1	2	3	4	5	6 (PRODUCT LEVEL)	
CY	1	1	288-0934	1	ROLLER GP-TRACK-SINGLE FLANGE						418
C	2	1	317-9080	2	CAP-TRACK ROLLER						
C	3	1	8T-0360	4	BOLT (M20X2.5X90-MM)						
	4	1	8T-3282	4	WASHER-HARD (22X35X3.5-MM THK)						

C-CHANGE FROM PREVIOUS TYPE  
M-METRIC PART  
Y-SEPARATE ILLUSTRATION



GRAPHIC #1

g01425446

<END>

# UNDERCARRIAGE

## 235-4157 ROLLER GP-TRACK-SINGLE FLANGE

S/N: PLR1-UP


PART OF 292-2175 ROLLER GP-TRACK-SINGLE FLANGE

SMCS - 4180

102794798

NOTE	REF NO	GRAPHIC REF	PART NUMBER	QTY	PART NAME						SEE PAGE
					1	2	3	4	5	6 (PRODUCT LEVEL)	

(INDIVIDUAL PARTS ARE NOT SERVICED SEPARATELY)



g01395989

GRAPHIC #1

<END>

# UNDERCARRIAGE

## 288-0934 ROLLER GP-TRACK-SINGLE FLANGE

S/N: PLR1-UP


PART OF 125-4175 ROLLER GP-TRACK-SINGLE FLANGE

AN ATTACHMENT

SMCS - 4180

102794455

NOTE	REF NO	GRAPHIC REF	PART NUMBER	QTY	PART NAME	SEE PAGE
					1 2 3 4 5 6 (PRODUCT LEVEL)	
(INDIVIDUAL PARTS ARE NOT SERVICED SEPARATELY)						



GRAPHIC #1

g01395989

<END>

# UNDERCARRIAGE

## 292-2175 ROLLER GP-TRACK-SINGLE FLANGE

S/N: PLR1-UP

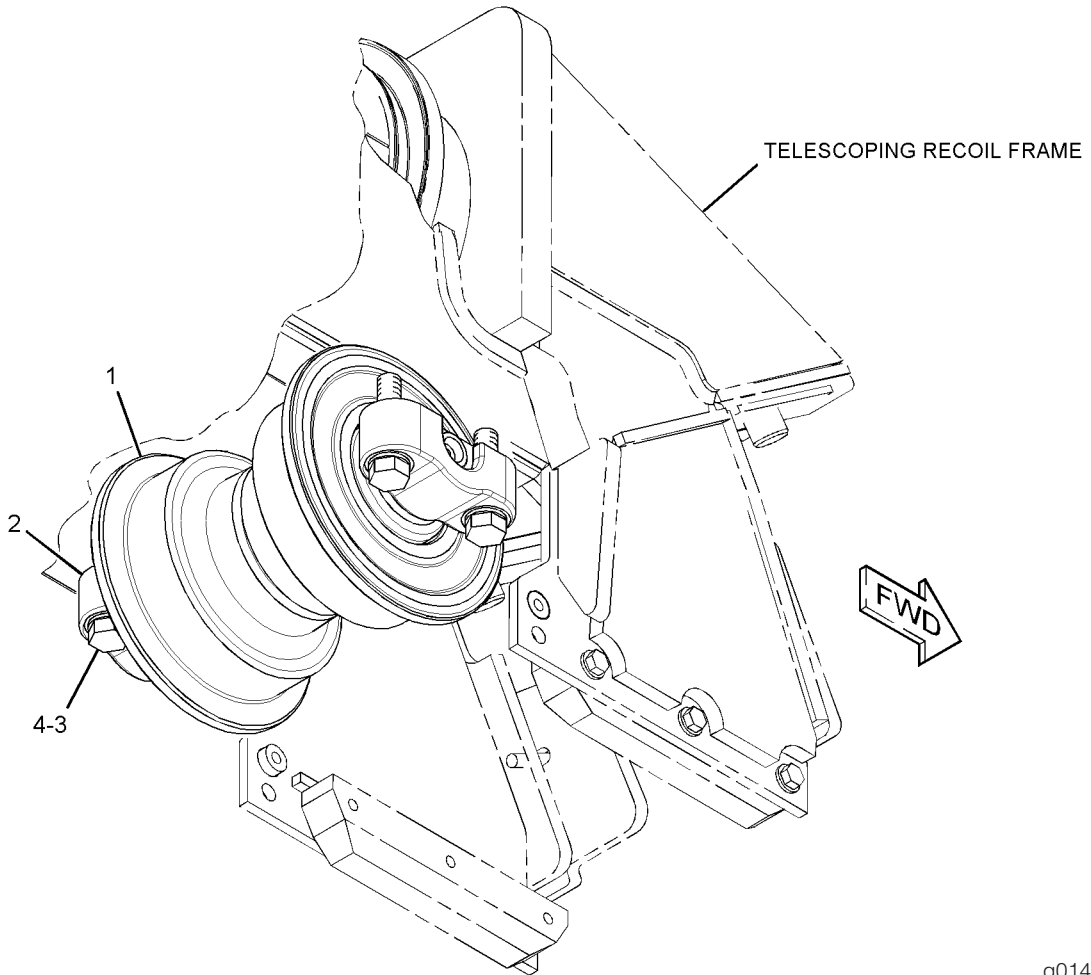
PART OF 324-3102 UNDERCARRIAGE AR

SMCS - 4180

102862748

NOTE	REF NO	GRAPHIC REF	PART NUMBER	QTY	PART NAME						SEE PAGE
					1	2	3	4	5	6 (PRODUCT LEVEL)	
Y	1	1	235-4157	1	ROLLER GP-TRACK-SINGLE FLANGE (SYSTEMONE)						417
	2	1	317-9080	2	CAP-TRACK ROLLER						
	3	1	8T-0360	4	BOLT (M20X2.5X90-MM)						
	4	1	8T-3282	4	WASHER-HARD (22X35X3.5-MM THK)						

M-METRIC PART  
Y-SEPARATE ILLUSTRATION



GRAPHIC #1

g01432955

<END>

# UNDERCARRIAGE

## 238-0451 SCRAPER GP-IDLER

S/N: PLR1-UP

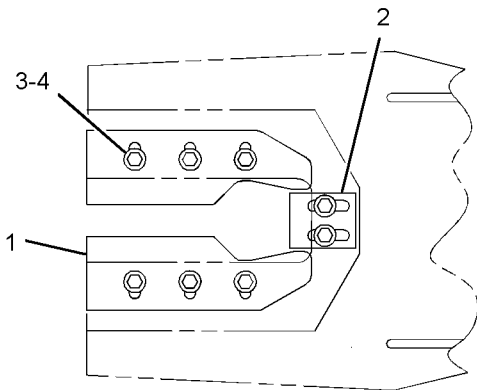
PART OF 324-3102 UNDERCARRIAGE AR

SMCS - 4152

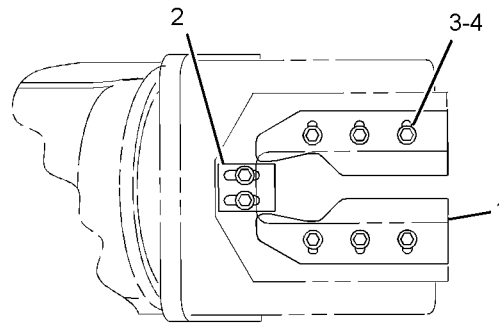
103922529

NOTE	REF NO	GRAPHIC REF	PART NUMBER	QTY	PART NAME						SEE PAGE
					1	2	3	4	5	6 (PRODUCT LEVEL)	
	1	1	355-6555	4	SCRAPER						
	2	1	238-0453	2	SCRAPER						
	3	1	5P-1076	16	WASHER-HARD (13.5X30X4-MM THK)						
	4	1	8T-4139	16	BOLT (M12X1.75X30-MM)						

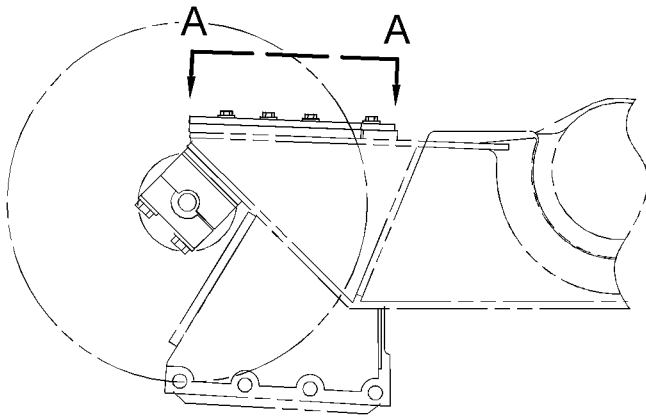
M-METRIC PART



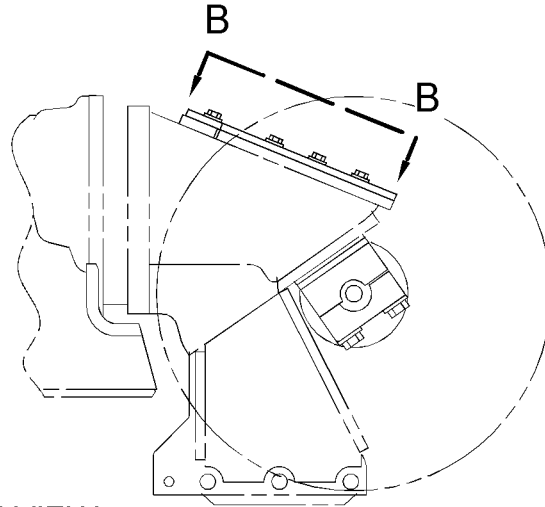
VIEW A-A



VIEW B-B



RIGHT SIDE VIEW



GRAPHIC #1

g02153671

<END>



# UNDERCARRIAGE

## 223-0659 TRACK ADJUSTER & RECOIL GP

S/N: PLR1-UP

PART OF 357-3540, 357-3541, 357-3556, 357-3557 FRAME GP-TELESCOPING RECOIL

ALSO AN ATTACHMENT

SMCS - 4157

SMCS - 4158

102895765

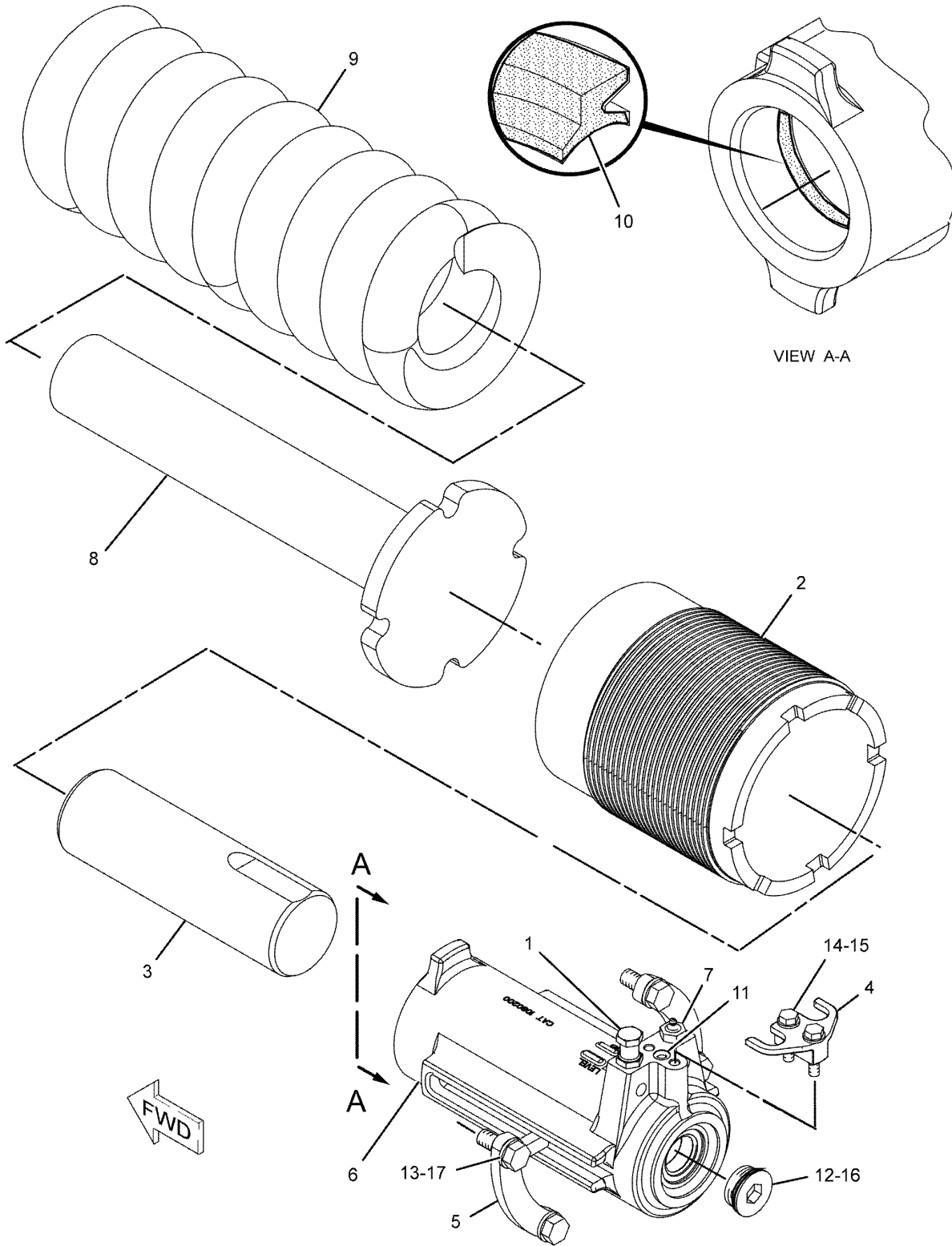
NOTE	REF NO	GRAPHIC REF	PART NUMBER	QTY	PART NAME						SEE PAGE
					1	2	3	4	5	6 (PRODUCT LEVEL)	
	1	1	2S-5926	1	VALVE-RELIEF						
	2	1	3T-0598	1	TUBE						
	3	1	3W-0640	1	PISTON						
	4	1	3W-2369	1	PLATE AS						
	5	1	6Y-5799	2	LOCK						
	6	1	314-7923	1	CYLINDER						
	7	1	190-8609	1	VALVE-FILL						
	8	1	214-9080	1	PLATE AS						
		1	3W-0329	1	PLATE						
	9	1	226-1340	1	SPRING-RECOIL						
	10	1	167-2323	1	SEAL-U-CUP						
	11	1	2J-6274	1	SEAL-O-RING						
	12	1	2S-4078	1	SEAL-O-RING						
	13	1	7X-2553	4	BOLT (M16X2X40-MM)						
	14	1	8T-4121	2	WASHER-HARD (11X21X2.5-MM THK)						
	15	1	8T-4182	2	BOLT (M10X1.5X45-MM)						
	16	1	9S-8010	1	PLUG						
	17	1	9X-8257	4	WASHER (17.5X30X3.5-MM THK)						

M-METRIC PART

# UNDERCARRIAGE

223-0659 TRACK ADJUSTER & RECOIL GP (contd.)

i02895765



g01145563

GRAPHIC #1

<END>

# UNDERCARRIAGE

## 234-9667 TRACK GP

S/N: PLR1-UP

PART OF 324-3102 UNDERCARRIAGE AR

SMCS - 4170

i04156620

NOTE	PART NUMBER	QTY	PART NAME						SEE PAGE
			1	2	3	4	5	6 (PRODUCT LEVEL)	
Y	351-0957	1	LINK AS-TRACK (SYSTEMONE)						405
	6Y-9024	176	BOLT-TRACK (M22X1.5X67-MM)						
	254-0224	4	BOLT-TRACK MASTER (M22X1.5X108-MM)						
	318-1064	2	LINK-TRACK MASTER (CLAMP)						
	9W-4381	176	NUT-TRACK (M22X1.5-THD)						
	234-9700	44	SHOE-TRACK						
	254-0230	1	SHOE-TRACK MASTER						

M-METRIC PART  
Y-SEPARATE ILLUSTRATION

<END>

# UNDERCARRIAGE

## 263-8155 TRACK GP

S/N: PLR1-UP  
AN ATTACHMENT  
SMCS - 4170

i04001523

NOTE	PART NUMBER	QTY	PART NAME						SEE PAGE
			1	2	3	4	5	6 (PRODUCT LEVEL)	
Y	8E-9037	1	LINK AS-TRACK						403
	6V-1792	176	BOLT-TRACK (3/4-16X2.4-IN)						
	9S-1838	4	BOLT-TRACK MASTER (3/4-16X4.13-IN)						
	1S-1860	176	NUT-TRACK (3/4-16-THD)						
	133-2890	44	SHOE-TRACK						
	6Y-6298	1	SHOE-TRACK MASTER						

Y-SEPARATE ILLUSTRATION

<END>

# UNDERCARRIAGE

## 324-3102 UNDERCARRIAGE AR

S/N: PLR1-UP

PART OF 378-7987 GENERAL AR

SMCS - 4150

i04158358

NOTE	PART NUMBER	QTY	PART NAME						SEE PAGE
			1	2	3	4	5	6 (PRODUCT LEVEL)	
Y	339-6070	1	BAR GP-EQUALIZER						380
Y	<b>233-4847</b>	2	CAP GP-TRACK IDLER (FRONT, RH)						382
Y	233-4849	2	CAP GP-TRACK IDLER (FRONT, LH)						383
Y	236-2591	2	CAP GP-TRACK IDLER (REAR, LH)						384
Y	236-2592	2	CAP GP-TRACK IDLER (REAR, RH)						385
Y	357-3540	1	FRAME GP-TELESCOPING RECOIL (RH)						386
Y	357-3541	1	FRAME GP-TELESCOPING RECOIL (LH)						388
Y	206-8836	1	GUARD GP-TRACK GUIDE (SYSTEMONE)						396
Y	<b>227-8715</b>	4	IDLER GP-FRONT (SYSTEMONE)						397
Y	169-4368	2	MOUNTING GP-CARRIER ROLLER						410
Y	332-4798	1	PIVOT BAR GP						411
Y	<b>235-5974</b>	2	ROLLER GP-TRACK CARRIER (SYSTEMONE)						413
Y	292-2175	16	ROLLER GP-TRACK-SINGLE FLANGE (SYSTEMONE)						419
Y	238-0451	2	SCRAPER GP-IDLER						420
Y	188-0908	1	SEGMENT GP-SPROCKET						335
Y	234-9667	2	TRACK GP						423

Y-SEPARATE ILLUSTRATION

<END>

# UNDERCARRIAGE

## 366-4752 UNDERCARRIAGE AR

S/N: PLR1-UP  
AN ATTACHMENT  
SMCS - 4150

i04398289

NOTE	PART NUMBER	QTY	PART NAME						SEE PAGE
			1	2	3	4	5	6 (PRODUCT LEVEL)	
Y	339-6070	1	BAR GP-EQUALIZER						380
Y	108-1091	8	CAP GP-TRACK IDLER						381
Y	357-3556	1	FRAME GP-TELESCOPING RECOIL (RH, HEAVY DUTY)						390
Y	357-3557	1	FRAME GP-TELESCOPING RECOIL (LH, HEAVY DUTY)						392
Y	164-0406	1	GUARD GP-TRACK GUIDE						395
Y	202-4296	4	IDLER GP-TRACK						398
Y	169-4368	2	MOUNTING GP-CARRIER ROLLER						410
Y	332-4798	1	PIVOT BAR GP						411
Y	235-5974	2	ROLLER GP-TRACK CARRIER (SYSTEMONE)						413
Y	125-4176	8	ROLLER GP-TRACK-DOUBLE FLANGE						414
Y	125-4175	8	ROLLER GP-TRACK-SINGLE FLANGE						416
Y	188-0908	2	SEGMENT GP-SPROCKET						335
B	8G-9530	4	SHIM (8-MM THK) (FRONT)						

B-USE AS REQUIRED  
Y-SEPARATE ILLUSTRATION

<END>

# STEERING AND BRAKING SYSTEM

## 196-4233 ACTUATOR GP-PUMP

S/N: PLR1-UP

PART OF 325-9773 PUMP GP-PISTON

SMCS - 5078

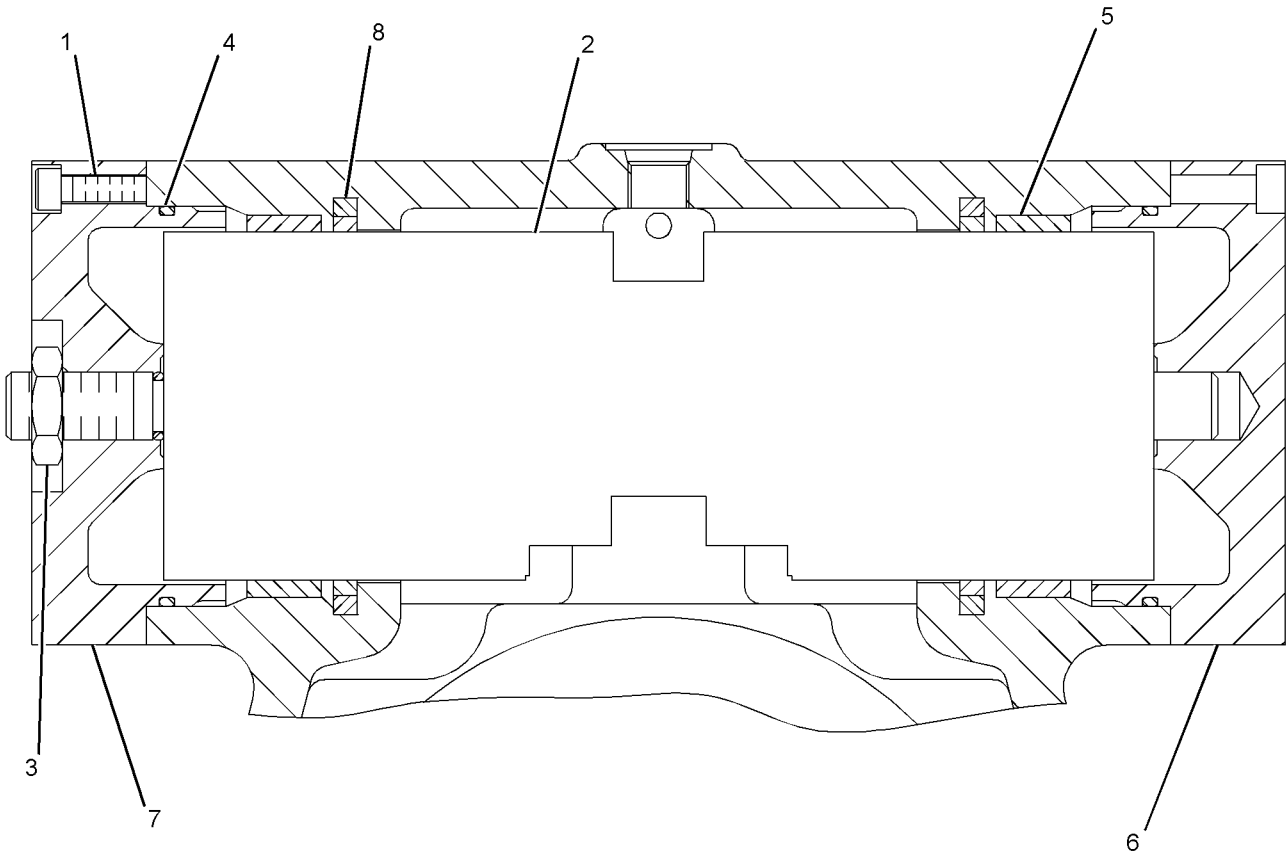
104211752

NOTE	REF NO	GRAPHIC REF	PART NUMBER	QTY	PART NAME						SEE PAGE
					1	2	3	4	5	6 (PRODUCT LEVEL)	
	1	1	8T-0269	8	BOLT-SOCKET HEAD (M6X1X20-MM)						
CY	2	1	287-4563	1	ACTUATOR GP-PUMP						428
C	3	1	160-8499	1	NUT (M12X1.5-THD)						
	4	1	004-1964	2	SEAL-O-RING						
	5	1	188-7790	2	RING-GUIDE						
	6	1	188-7569	1	COVER						
	7	1	188-7568	1	COVER						
	8	1	188-7791	2	RING						

C-CHANGE FROM PREVIOUS TYPE

M-METRIC PART

Y-SEPARATE ILLUSTRATION



GRAPHIC #1

g01353616

<END>

# STEERING AND BRAKING SYSTEM

## 287-4563 ACTUATOR GP-PUMP

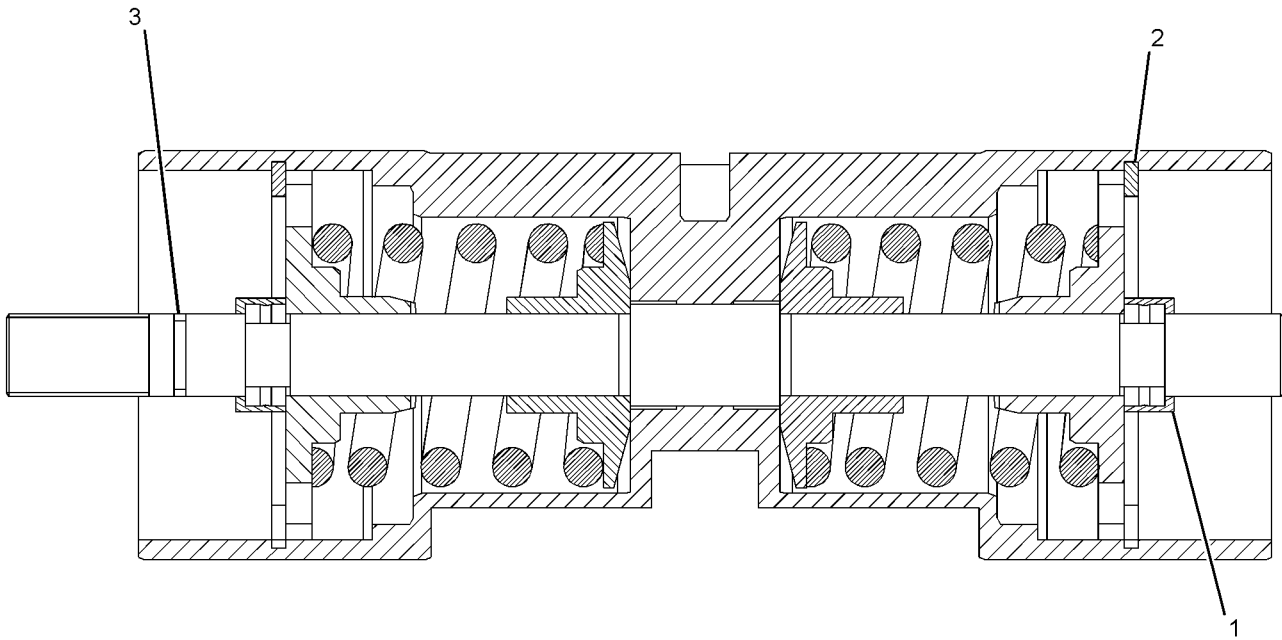
S/N: PLR1-UP

PART OF 196-4233 ACTUATOR GP-PUMP

SMCS - 5078

I04223064

NOTE	REF NO	GRAPHIC REF	PART NUMBER	QTY	PART NAME						SEE PAGE
					1	2	3	4	5	6 (PRODUCT LEVEL)	
	1	1	188-7800	2	RING						
	2	1	095-0939	2	RING-RETAINING						
	3	1	161-6154	1	SEAL-O-RING						



g02402959

GRAPHIC #1

<END>



# STEERING AND BRAKING SYSTEM

## 177-6979 FILTER GP-OIL

S/N: PLR1-UP

PART OF 325-0069 LINES GP-STEERING

SMCS - 5068

104403056

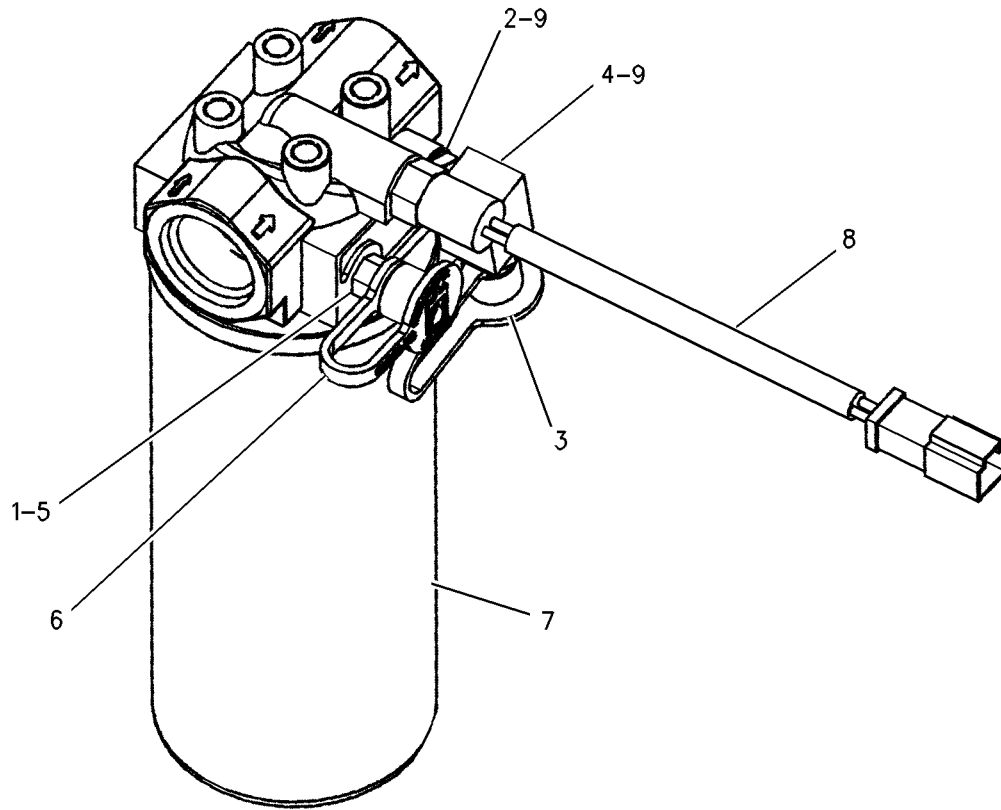
NOTE	REF NO	GRAPHIC REF	PART NUMBER	QTY	PART NAME						SEE PAGE
					1	2	3	4	5	6 (PRODUCT LEVEL)	
	1	1	3J-7354	1	SEAL-O-RING						
	2	1	6V-0484	1	ELBOW						
	3	1	6V-0852	1	CAP-DUST						
	4	1	6V-3965	1	FITTING (QUICK DISCONNECT)						
	5	1	8C-3446	1	VALVE-FLUID SAMPLING						
	6	1	8C-3451	1	CAP-DUST						
	7	1	332-1871	1	FILTER-OIL (ULTRA HIGH EFFICIENCY)						
					- OR -						
A		1	156-0214	1	FILTER-OIL (FIRE RESISTANT FLUID)						
	8	1	253-2673	1	SWITCH GP-PRESSURE (OIL FILTER BYPASS)						
		1	102-8802	3E-3364	1					KIT-RECEPTACLE (2-PIN)	
		1	186-3735	8T-8729	2					PIN-CONNECTOR (16-GA TO 18-GA)	
E		1	9X-1813		SLEEVE (14-CM)						
	9	1	3J-1907	2	SEAL-O-RING						

A-NOT PART OF THIS GROUP  
E-ORDER BY THE CENTIMETER

# STEERING AND BRAKING SYSTEM

177-6979 FILTER GP-OIL (contd.)

i04403056



GRAPHIC #1

<END>

g00798288

# STEERING AND BRAKING SYSTEM

## 287-5855 HEAD GP-PUMP

S/N: PLR1-UP

PART OF 325-9773 PUMP GP-PISTON

SMCS - 5070

102694768

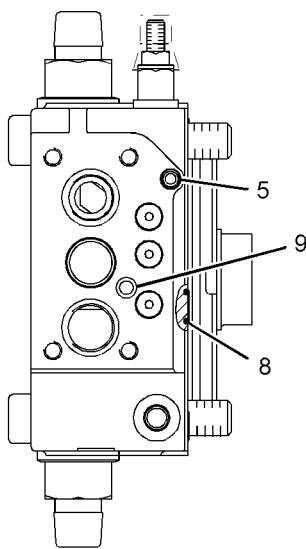
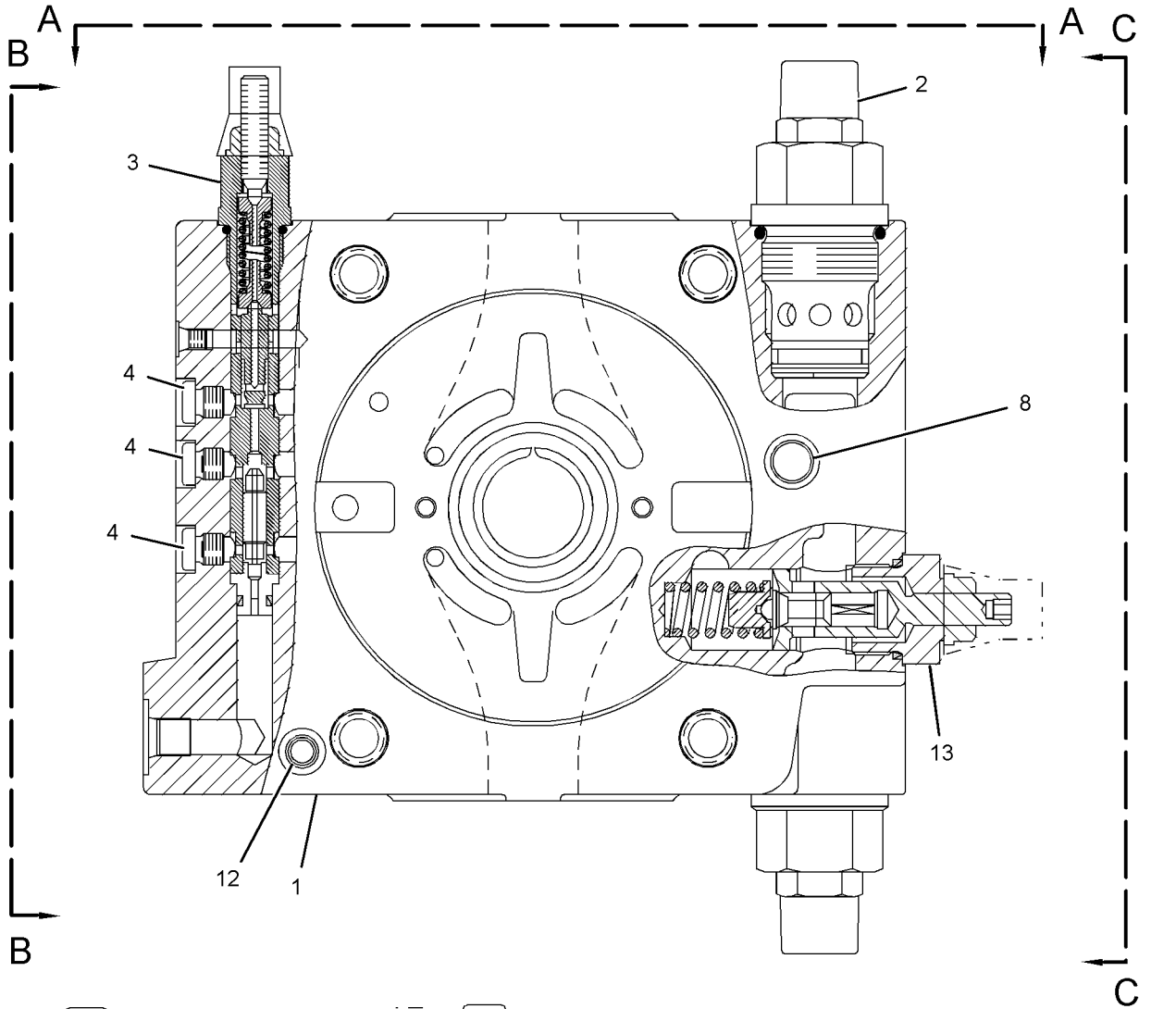
NOTE	REF NO	GRAPHIC REF	PART NUMBER	QTY	PART NAME						SEE PAGE
					1	2	3	4	5	6 (PRODUCT LEVEL)	
	1	1	202-2340	1	HEAD						
	2	1	1G-7407	2	VALVE GP-RELIEF (PUMP HEAD)						
		1	123-7556	1	CAP						
		1	145-0905	1	KIT-SEAL (PUMP HEAD RELIEF VALVE)						
	3	1	287-4596	1	VALVE GP-PUMP CONTROL (PRESSURE COMPENSATOR) (PUMP HEAD)						
		1	6E-4401	1	SETSCREW-ADJUSTMENT						
		1	6V-5586	1	SEAL-O-RING						
		1	7Y-5219	1	SEAL-O-RING						
		1	204-1455	1	NUT-SEALING (M8X1-THD)						
	4	1	087-4772	3	PLUG-O-RING						
	5	1	120-4394	2	PLUG-BREAK OFF						
	6	1	123-7560	1	BEARING-BUSHING						
	7	1	123-7559	1	BUSHING						
	8	1	6V-8398	2	SEAL-O-RING						
	9	1	123-2017	1	PLUG						
	10	1	9S-8002	2	PLUG-O-RING						
	11	1	3J-7354	2	SEAL-O-RING						
	12	1	6V-8397	2	SEAL-O-RING						
Y	13	1	6E-4402	1	VALVE GP-RELIEF (CHARGE PRESSURE)						457
	14	1	126-1477	1	BUSHING-COUPLING						
	15	1	6S-3002	1	SEAL-O-RING						

M-METRIC PART  
Y-SEPARATE ILLUSTRATION

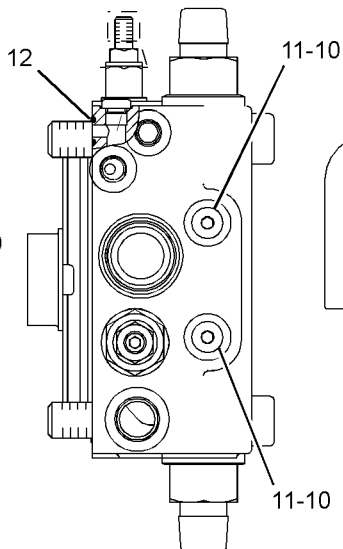
# STEERING AND BRAKING SYSTEM

287-5855 HEAD GP-PUMP (contd.)

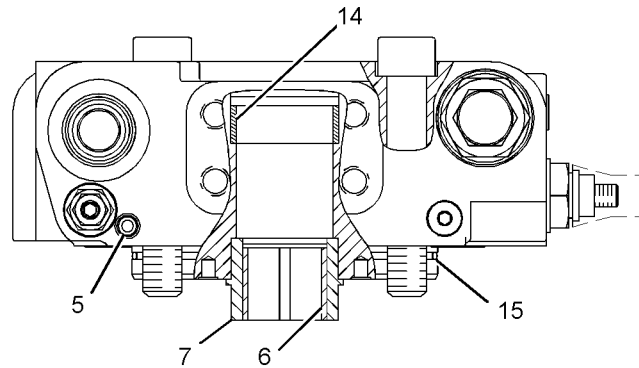
i02694768



VIEW B-B



VIEW C-C



VIEW A-A

GRAPHIC #1

g01355952

<END>

# STEERING AND BRAKING SYSTEM

## 325-0069 LINES GP-STEERING

S/N: PLR1-UP

PART OF 324-3050 HYDRAULIC AR-2 VALVE

SMCS - 4104

SMCS - 4133

SMCS - 4304

I04375295

NOTE	REF NO	GRAPHIC REF	PART NUMBER	QTY	PART NAME						SEE PAGE
					1	2	3	4	5	6 (PRODUCT LEVEL)	
	1	1	6V-0852	2	CAP-DUST						
Y	2	1	177-6979	1	FILTER GP-OIL (STEERING)						429
Y	3	1	198-9219	1	VALVE GP-RELIEF (STEERING LINES)						458
	4	1	205-3096	1	CONNECTOR AS						
		1	3D-2824	1	SEAL-O-RING						
		1	6V-9746	1	SEAL-O-RING						
		1	8C-8498	1	CONNECTOR-HYDRAULIC						
	5	1	270-3462	1	HOSE AS						
	6	1	270-3463	1	HOSE AS						
	7	1	270-3482	1	BRACKET						
	8	1	287-7265	1	TEE AS						
		1	2S-4078	1	SEAL-O-RING						
		1	6V-8400	1	SEAL-O-RING						
		1	6V-9746	1	SEAL-O-RING						
		1	287-7264	1	TEE						
	9	1	325-1716	1	HOSE AS						
	10	1	325-1719	1	HOSE AS						
	11	1	348-0257	1	TUBE AS						
	12	1	348-3539	1	HOSE AS						
		1	124-2132	1	COUPLING-PERMANENT						
		1	124-2147	1	COUPLING						
	13	1	353-5091	1	ADAPTER AS						
		1	3K-0360	1	SEAL-O-RING						
		1	7I-1036	1	COUPLING AS						
	14	1	355-2499	1	HOSE & TUBE AS						
	15	1	355-2501	1	HOSE & TUBE AS						
	16	1	148-8324	1	CONNECTOR AS						
		1	3K-0360	1	SEAL-O-RING						
		1	6V-9746	1	SEAL-O-RING						
		1	6V-9874	1	CONNECTOR						
	17	1	148-8327	2	CONNECTOR AS (EACH INCLUDES)						
		1	3D-2824	1	SEAL-O-RING						
		1	6V-8637	1	CONNECTOR						
		1	6V-9746	1	SEAL-O-RING						
	18	1	148-8328	1	CONNECTOR AS						
		1	3D-2824	1	SEAL-O-RING						
		1	6V-8398	1	SEAL-O-RING						
		1	6V-8633	1	CONNECTOR						
	19	1	148-8333	1	CONNECTOR AS						
		1	6V-8400	1	SEAL-O-RING						
		1	7M-8485	1	SEAL-O-RING						
		1	8T-7927	1	CONNECTOR						
	20	1	148-8345	1	CONNECTOR AS						
		1	2M-9780	1	SEAL-O-RING						
		1	6V-8398	1	SEAL-O-RING						
		1	6V-8638	1	CONNECTOR						
C	21	1	148-8347	1	ELBOW AS						
		1	3D-2824	1	SEAL-O-RING						
		1	6V-9007	1	ELBOW						
		1	6V-9746	1	SEAL-O-RING						

# STEERING AND BRAKING SYSTEM

22	1	148-8414	1	REDUCER AS
	1	<b>6V-8943</b>	1	REDUCER
	1	<b>7J-9108</b>	1	SEAL-O-RING
23	1	150-3035	1	ELBOW AS
	1	<b>6V-9746</b>	1	SEAL-O-RING
	1	<b>8T-1718</b>	1	ELBOW
24	1	153-6260	1	TEE AS
	1	<b>2M-9780</b>	1	SEAL-O-RING
	1	<b>6V-9746</b>	2	SEAL-O-RING
	1	<b>8T-8984</b>	1	TEE-O-RING PORT
25	1	164-5567	2	COUPLER AS-QUICK DISCONNECT (MALE) (EACH INCLUDES)
	1	<b>6V-3965</b>	1	FITTING (QUICK DISCONNECT)
	1	<b>214-7568</b>	1	SEAL-O-RING
26	1	167-1795	1	ELBOW AS
	1	<b>3D-2824</b>	1	SEAL-O-RING
	1	<b>8T-3491</b>	1	ELBOW
27	1	<b>1P-3703</b>	2	SEAL-RECTANGULAR
28	1	<b>1P-3704</b>	2	SEAL-RECTANGULAR
29	1	<b>1P-5767</b>	4	FLANGE-HALF
30	1	341-0104	1	CONNECTOR AS
	1	<b>3D-2824</b>	1	SEAL-O-RING
	1	<b>341-0103</b>	1	CONNECTOR
31	1	<b>3G-8054</b>	1	CLIP (TAB)
32	1	<b>3G-8057</b>	1	CLIP (SLOT)
33	1	<b>6V-0400</b>	4	FLANGE-HALF
34	1	<b>6V-0974</b>	1	GROMMET
35	1	<b>8T-1895</b>	1	CLIP (SLOT)
36	1	<b>8T-1896</b>	1	CLIP (TAB)
37	1	<b>8T-4121</b>	11	WASHER-HARD (11X21X2.5-MM THK)
38	1	<b>8T-4136</b>	2	BOLT (M10X1.5X25-MM)
39	1	<b>8T-4184</b>	8	BOLT (M12X1.75X45-MM)
40	1	<b>8T-4194</b>	8	BOLT (M12X1.75X50-MM)
41	1	<b>8T-4195</b>	9	BOLT (M10X1.5X30-MM)
42	1	<b>8T-4223</b>	16	WASHER-HARD (13.5X25.5X3-MM THK)
C	43	241-6150	1	ELBOW AS
	1	<b>235-3611</b>	1	ELBOW
	1	<b>3D-2824</b>	1	SEAL-O-RING
	1	<b>6V-9746</b>	1	SEAL-O-RING

C-CHANGE FROM PREVIOUS TYPE

I-REFER TO HYDRAULIC INFORMATION SYSTEM

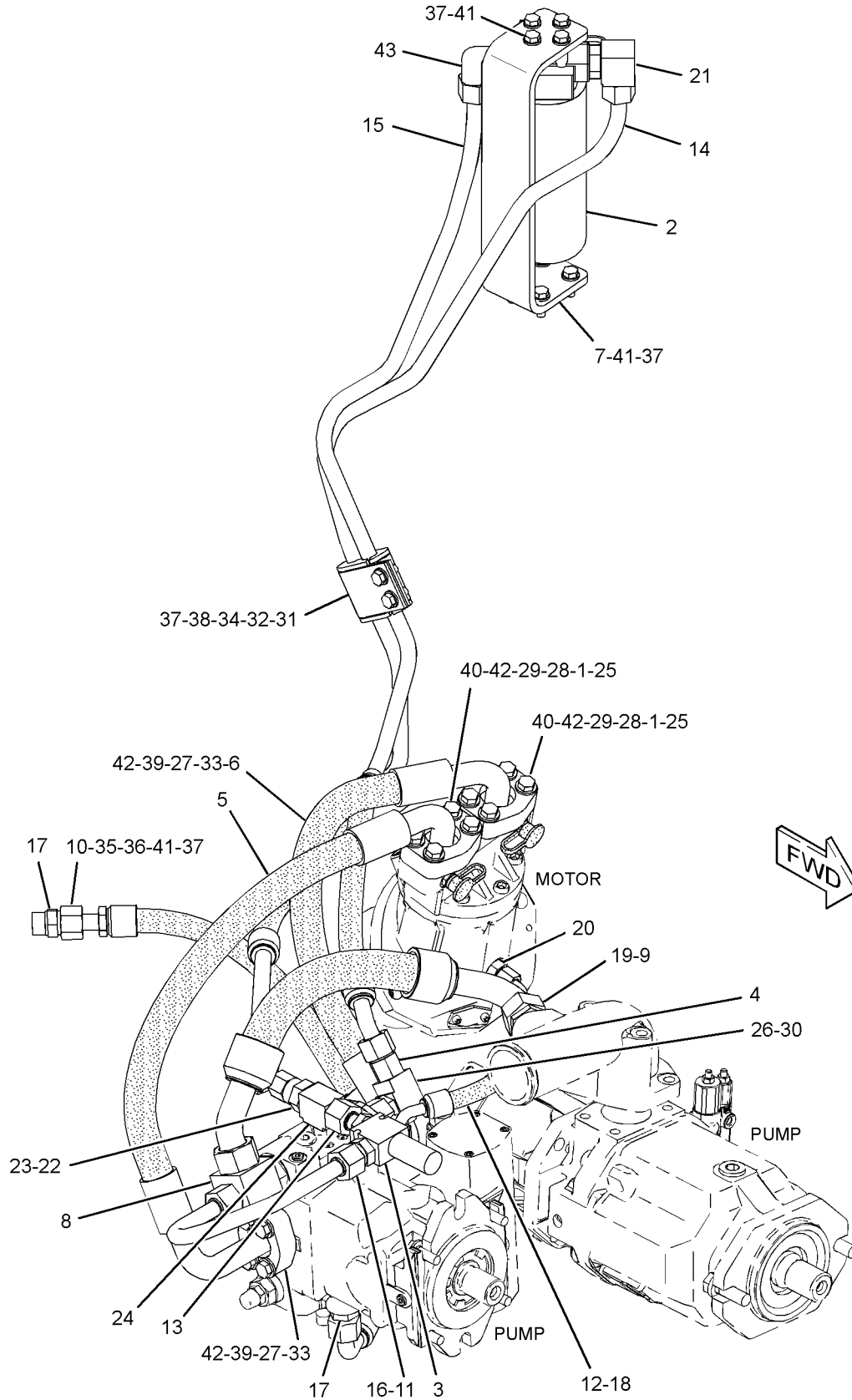
M-METRIC PART

Y-SEPARATE ILLUSTRATION

# STEERING AND BRAKING SYSTEM

325-0069 LINES GP-STEERING (contd.)

i04375295



GRAPHIC #1

g02546269

<END>

# STEERING AND BRAKING SYSTEM

## 162-5357 MANIFOLD & VALVE GP

S/N: PLR1-UP

PART OF 201-7274 VALVE GP-BRAKE CONTROL

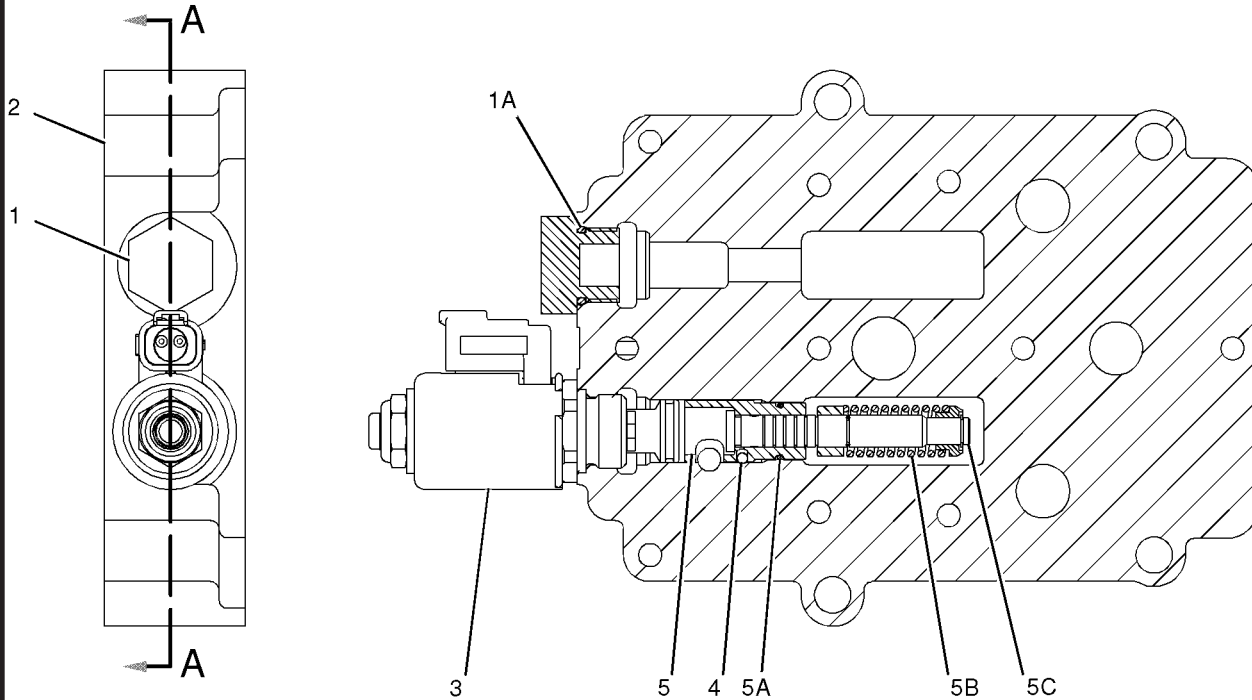
SMCS - 3206

SMCS - 5479

I03642397

NOTE	REF NO	GRAPHIC REF	PART NUMBER	QTY	PART NAME						SEE PAGE
					1	2	3	4	5	6 (PRODUCT LEVEL)	
	1	1	148-8410	1	PLUG AS						
	1A	1	2M-9780	1	SEAL-O-RING						
	2	1	162-5358	1	MANIFOLD						
Y	3	1	174-4909	1	VALVE GP-SOLENOID (BRAKE)						460
	4	1	1P-1744	1	DOWEL						
	5	1	137-8794	1	SPOOL AS						
	5A	1	5L-4758	1	SEAL-O-RING						
	5B	1	137-8793	1	SPRING						
	5C	1	3D-7943	1	RING-RETAINING						

Y-SEPARATE ILLUSTRATION



SECTION A-A

g01019286

GRAPHIC #1

<END>



# STEERING AND BRAKING SYSTEM

## 175-4972 MANIFOLD & VALVE GP

S/N: PLR1-UP

PART OF 201-7274 VALVE GP-BRAKE CONTROL

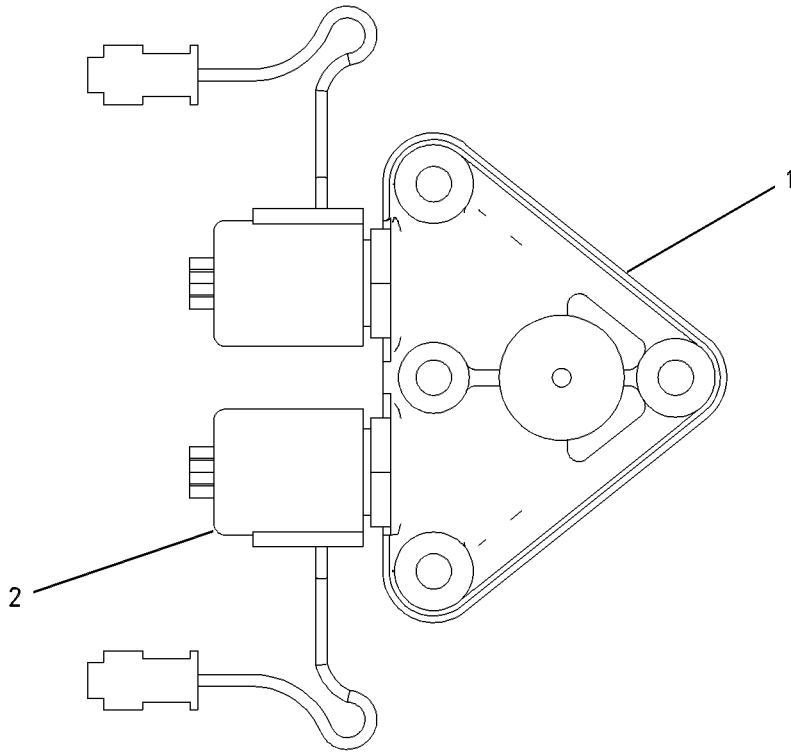
SMCS - 3206

SMCS - 5479

103985650

NOTE	REF NO	GRAPHIC REF	PART NUMBER	QTY	PART NAME						SEE PAGE
					1	2	3	4	5	6 (PRODUCT LEVEL)	
	1	1	132-9455	1	MANIFOLD						
Y	2	1	172-2392	2	VALVE GP-SOLENOID (PARKING, SECONDARY BRAKE)						349

Y-SEPARATE ILLUSTRATION



GRAPHIC #1

g00653425

<END>

# STEERING AND BRAKING SYSTEM

## 325-9776 MOTOR GP-PISTON

S/N: PLR1-UP

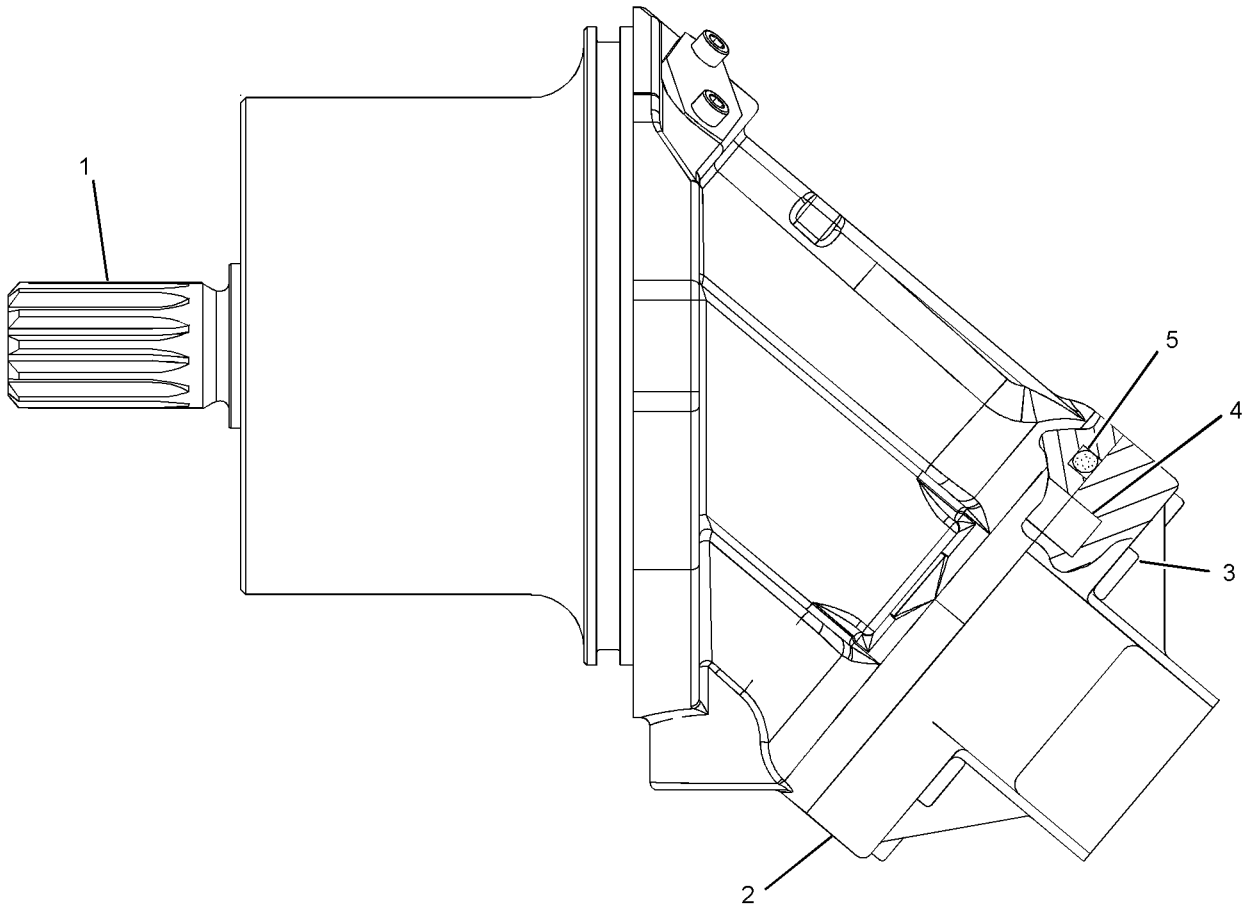
PART OF 324-3050 HYDRAULIC AR-2 VALVE

SMCS - 5058

I04538758

NOTE	REF NO	GRAPHIC REF	PART NUMBER	QTY	PART NAME						SEE PAGE
					1	2	3	4	5	6 (PRODUCT LEVEL)	
Y	1	1	355-2410	1	ROTATING GP-MOTOR (STEERING)						447
	2	1	252-9203	1	HEAD						
	3	1	8T-3957	6	BOLT-SOCKET HEAD (M12X1.75X30-MM)						
	4	1	8T-4231	1	DOWEL						
	5	1	2H-3934	1	SEAL-O-RING						

M-METRIC PART  
Y-SEPARATE ILLUSTRATION



g02275819

GRAPHIC #1

<END>

# STEERING AND BRAKING SYSTEM

## 325-0072 PUMP & MTG GP-STEERING

S/N: PLR1-UP

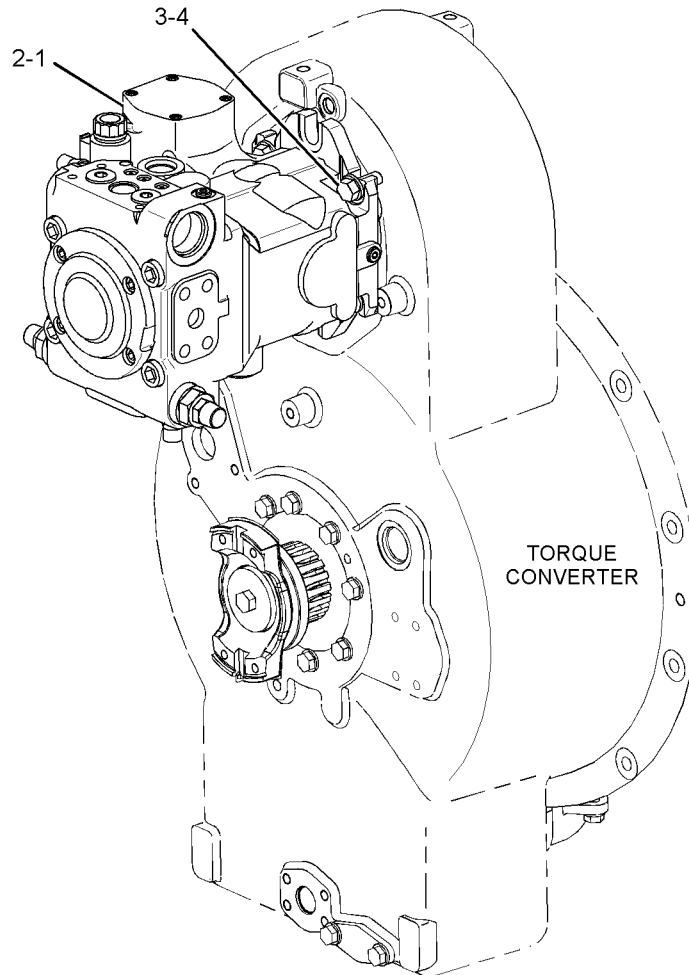
PART OF 324-3050 HYDRAULIC AR-2 VALVE

SMCS - 4306

104156129

NOTE	REF NO	GRAPHIC REF	PART NUMBER	QTY	PART NAME						SEE PAGE
					1	2	3	4	5	6 (PRODUCT LEVEL)	
Y	1	1	325-9773	1	PUMP GP-PISTON (STEERING)						441
	2	1	4S-5898	1	SEAL-O-RING						
	3	1	8T-4223	4	WASHER-HARD (13.5X25.5X3-MM THK)						
	4	1	8T-4956	4	BOLT (M12X1.75X35-MM)						

M-METRIC PART  
Y-SEPARATE ILLUSTRATION



g02274134

GRAPHIC #1

<END>

# STEERING AND BRAKING SYSTEM

## 145-1077 PUMP GP-CHARGE

S/N: PLR1-UP

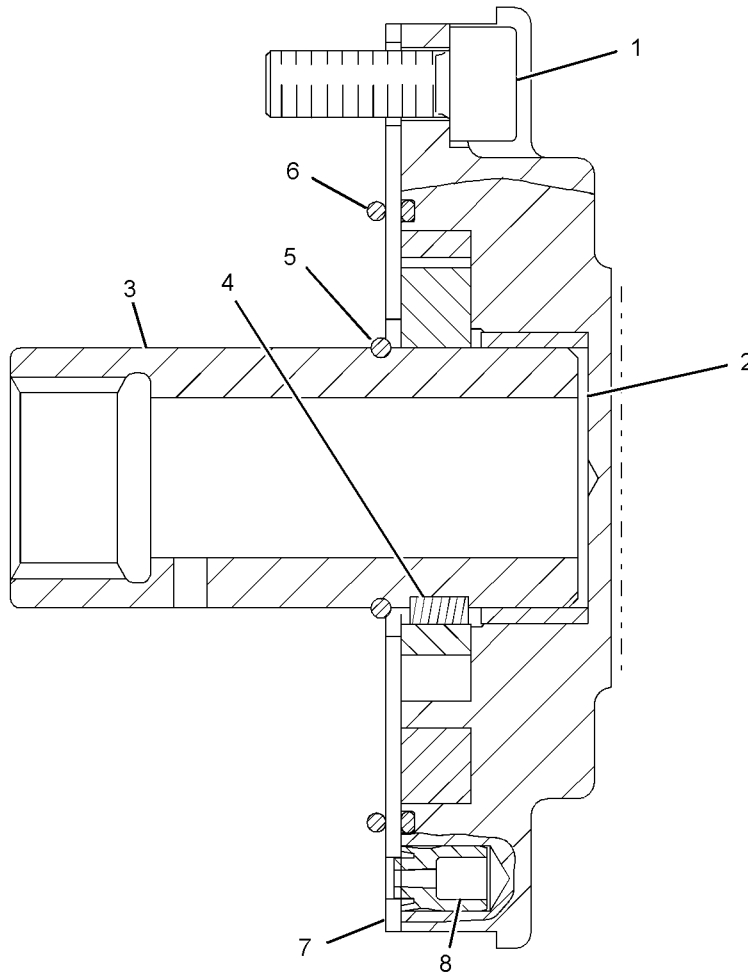
PART OF 325-9773 PUMP GP-PISTON

SMCS - 3204

102694694

NOTE	REF NO	GRAPHIC REF	PART NUMBER	QTY	PART NAME						SEE PAGE
					1	2	3	4	5	6 (PRODUCT LEVEL)	
	1	1	8T-1159	4	BOLT-SOCKET HEAD (M10X1.5X25-MM)						
	2	1	126-1477	1	BUSHING-COUPLING						
	3	1	145-1833	1	SHAFT						
	4	1	117-7296	1	KEY-SHAFT						
	5	1	145-0909	1	RING						
	6	1	6V-2483	2	SEAL-O-RING						
	7	1	235-0588	1	PLATE-WEAR						
	8	1	246-5804	2	PLUG						

M-METRIC PART



g01355241

GRAPHIC #1

<END>

# STEERING AND BRAKING SYSTEM

## 325-9773 PUMP GP-PISTON

S/N: PLR1-UP

PART OF 325-0072 PUMP & MTG GP-STEERING

SMCS - 5070

104357809

NOTE	REF NO	GRAPHIC REF	PART NUMBER	QTY	PART NAME						SEE PAGE
					1	2	3	4	5	6 (PRODUCT LEVEL)	
Y	1	1	287-3751	1	ROTATING GP-PUMP						449
	2	3	6V-5201	1	RING-RETAINING						
	3	3	142-9437	2	WASHER (30.7X44X3-MM THK)						
	4	3	9X-2857	1	RING-RETAINING						
	5	3	142-9429	1	SHAFT						
	6	3	159-9854	1	RING-RETAINING						
	7	3	142-9435	1	BALL						
	8	3	142-9427	1	SWASHPLATE						
	9	3	142-9434	1	PLATE-RETAINER						
	10	3	142-9425	9	PISTON AS						
	11	3	287-3789	1	BARREL AS						
B	12	3	142-9430	1	SHIM (1.2-MM THK)						
B	13	3	142-9431	1	SHIM (1-MM THK)						
B	14	3	142-9432	1	SHIM (0.8-MM THK)						
B	15	3	142-9433	1	SHIM (0.6-MM THK)						
	16	3	142-9438	1	SPRING-COIL						
	17	3	142-9426	1	SPRING AS						
	18	3	130-7806	2	ROD						
	19	3	142-9436	1	BEARING AS						
	20	3	201-5382	1	SEAL-SHAFT						
	21	3	126-1403	1	PLATE-ADJUSTMENT						
	22	3	142-9440	1	BEARING AS (SWASHPLATE)						
	23	3	142-9439	1	BEARING AS						
	24	3	287-3791	1	PLATE-PORT						
Y	25	1	196-4233	1	ACTUATOR GP-PUMP						427
	26	3	8T-0269	8	BOLT-SOCKET HEAD (M6X1X20-MM)						
	28	3	160-8499	1	NUT (M12X1.5-THD)						
	29	3	004-1964	2	SEAL-O-RING						
	30	3	188-7790	2	RING-GUIDE						
	31	3	188-7569	1	COVER						
	32	3	188-7568	1	COVER						
	33	3	188-7791	2	RING						
Y	34	1	287-5855	1	HEAD GP-PUMP						431
	35	2	202-2340	1	HEAD						
	36	2	1G-7407	2	VALVE GP-RELIEF (STEERING PUMP) (EACH INCLUDES)						
		2	123-7556	1	CAP						
		2	145-0905	1	KIT-SEAL (PUMP HEAD RELIEF VALVE)						
	37	2	287-4596	1	VALVE GP-PUMP CONTROL (PRESSURE COMPENSATOR)						
		2	6E-4401	1	SETSCREW-ADJUSTMENT						
		2	6V-5586	1	SEAL-O-RING						
		2	7Y-5219	1	SEAL-O-RING						
		2	204-1455	1	NUT-SEALING (M8X1-THD)						
	38	2	087-4772	3	PLUG-O-RING						
	40	2	123-7560	1	BEARING-BUSHING						
	41	2	123-7559	1	BUSHING						
	42	2	6V-8398	2	SEAL-O-RING						
	43	2	123-2017	1	PLUG						
	44	2	9S-8002	7	PLUG-O-RING						
	46	2	6V-8397	2	SEAL-O-RING						
Y	47	2	6E-4402	1	VALVE GP-RELIEF (CHARGE PRESSURE)						457
	48	2	126-1477	2	BUSHING-COUPLING						
	49	2	6S-3002	1	SEAL-O-RING						

# STEERING AND BRAKING SYSTEM

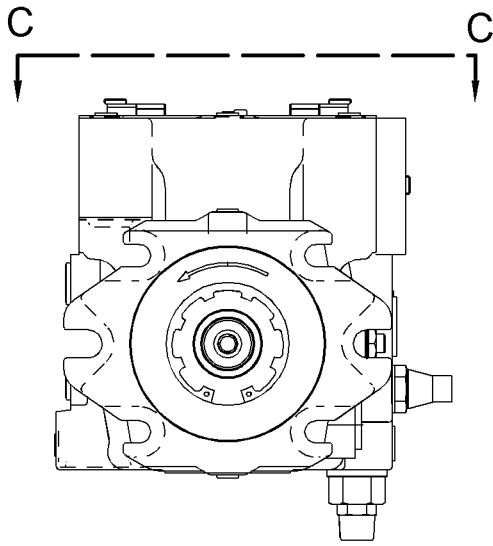
Y	50	1	145-1077	1	PUMP GP-CHARGE	440
	59	1	333-8591	1	VALVE GP-PUMP CONTROL	
	60	4	202-6535	2	PIN	
	61	4	209-3565	1	SEAL	
	62	4	333-8404	1	VALVE GP-PUMP CONTROL	
	63	4	316-5999	2	SOLENOID AS	
	64	4	8T-2922	4	BOLT-SOCKET HEAD (M6X1X65-MM)	
	65	1	126-1638	2	PIN-JOINT	
	66	2	333-8554	1	PIN	
	67	1	9S-8008	1	PLUG-O-RING	
	68	1	3D-2824	1	SEAL-O-RING	
	69	1	9S-8004	1	PLUG-O-RING	
	70	1	3J-1907	1	SEAL-O-RING	
	72	1, 2	3J-7354	7	SEAL-O-RING	
	73	2	120-4394	3	PLUG-BREAK OFF	
	74	1	167-6805	2	PIN	
	75	1, 2	9T-3928	3	PLUG AS (EACH INCLUDES)	
		1, 2	187-8001	1	SEAL	
	76	2	081-3801	2	PLUG AS (EACH INCLUDES)	
		2	126-9092	1	SEAL	
	77	2	126-1661	1	PLUG	
	78	2	9S-8005	1	PLUG-O-RING	
	79	2	3K-0360	1	SEAL-O-RING	
	80	2	123-7583	1	ORIFICE	
	81	2	3E-8008	4	BOLT-SOCKET HEAD (M16X2X90-MM)	
	82	1	123-7575	1	SCREW-LOCK	
	83	1	6V-8978	1	SEAL-O-RING	
	84	2	1G-3176	1	SCREW-LOCK	

B-USE AS REQUIRED  
M-METRIC PART  
Y-SEPARATE ILLUSTRATION

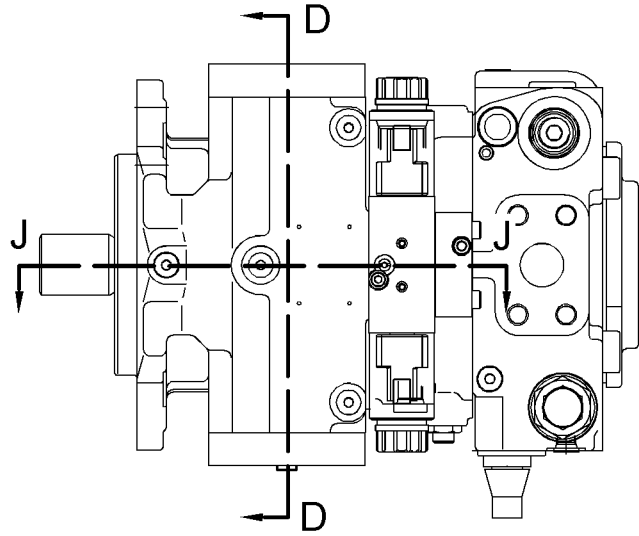
# STEERING AND BRAKING SYSTEM

325-9773 PUMP GP-PISTON (contd.)

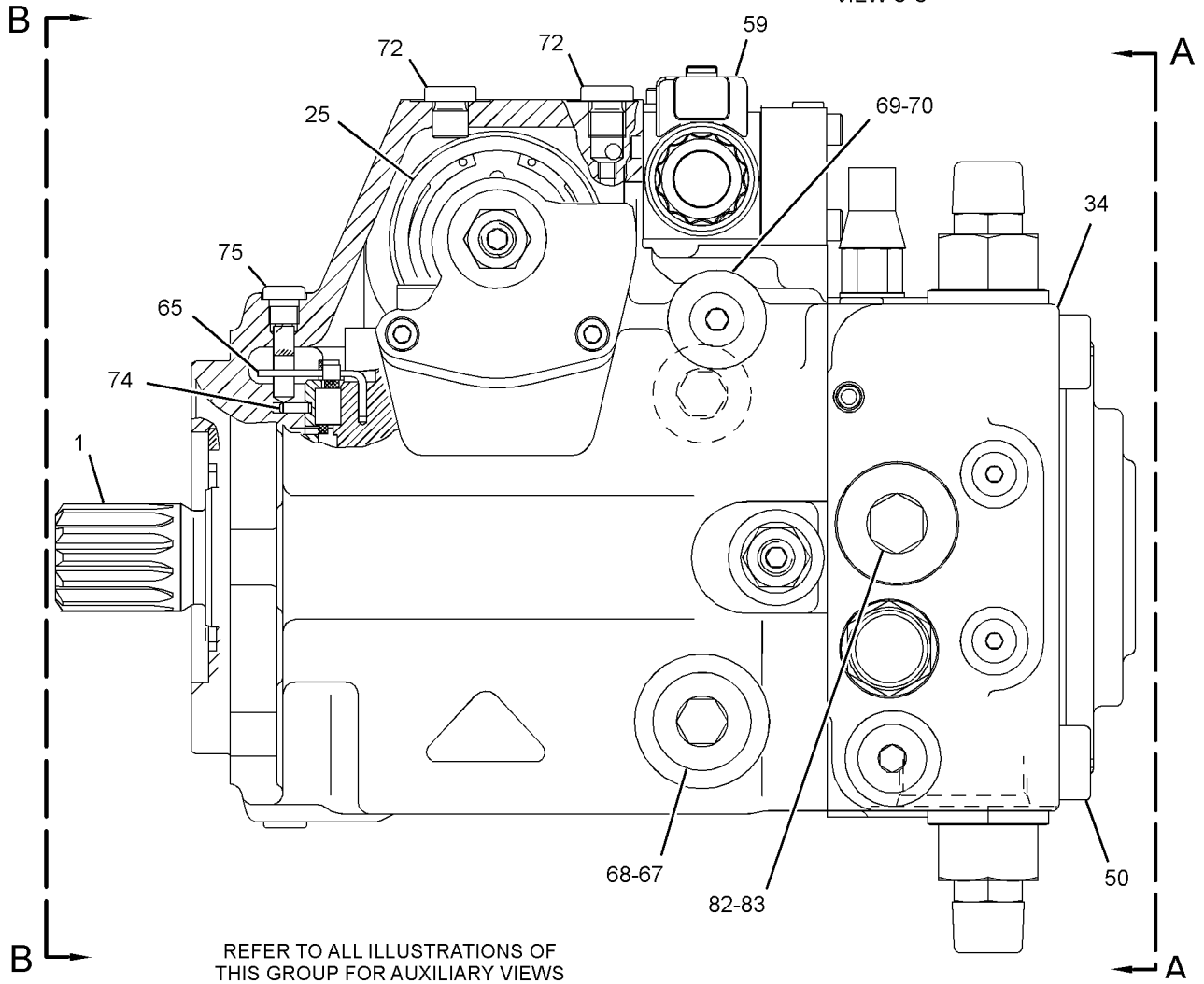
i04357809



VIEW B-B



VIEW C-C

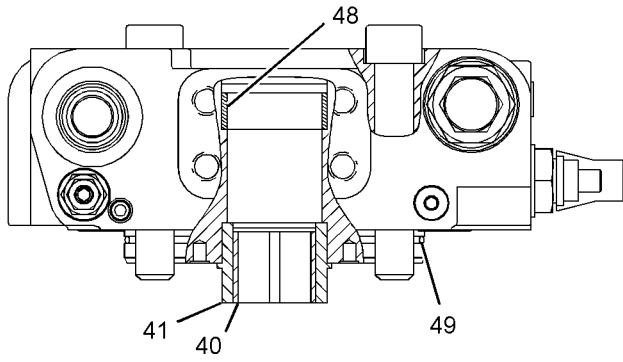


REFER TO ALL ILLUSTRATIONS OF THIS GROUP FOR AUXILIARY VIEWS

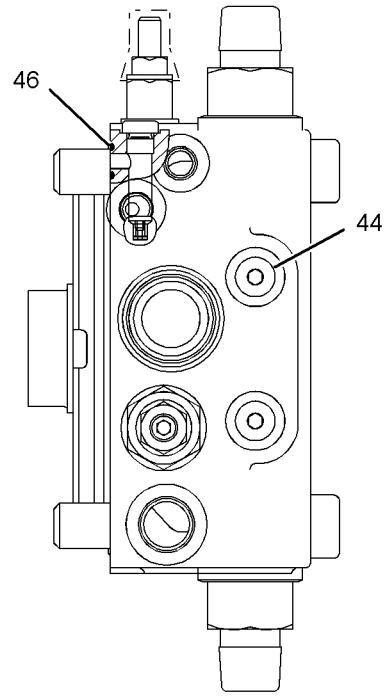
g02310593

GRAPHIC #1

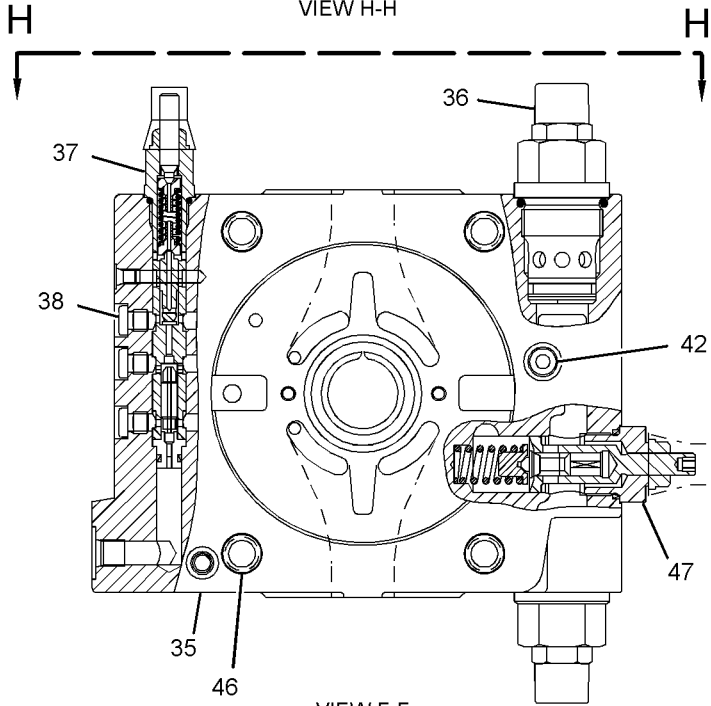
# STEERING AND BRAKING SYSTEM



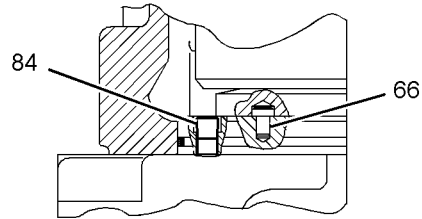
VIEW H-H



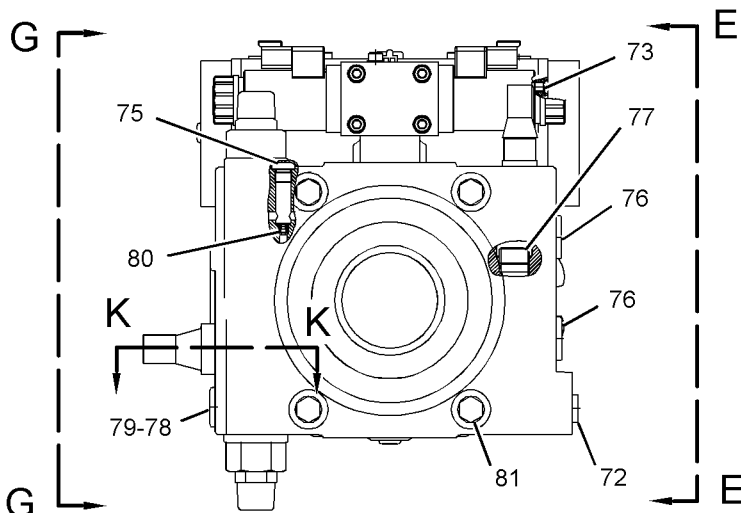
VIEW G-G



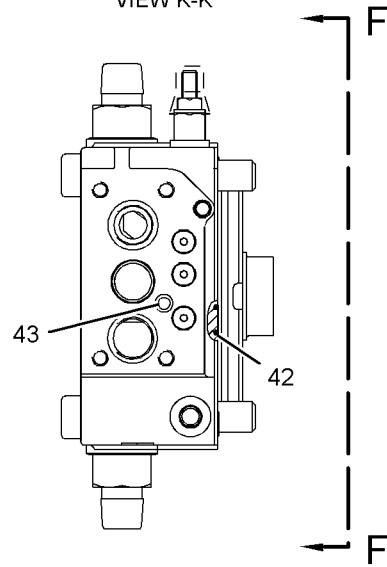
VIEW F-F



VIEW K-K



VIEW A-A



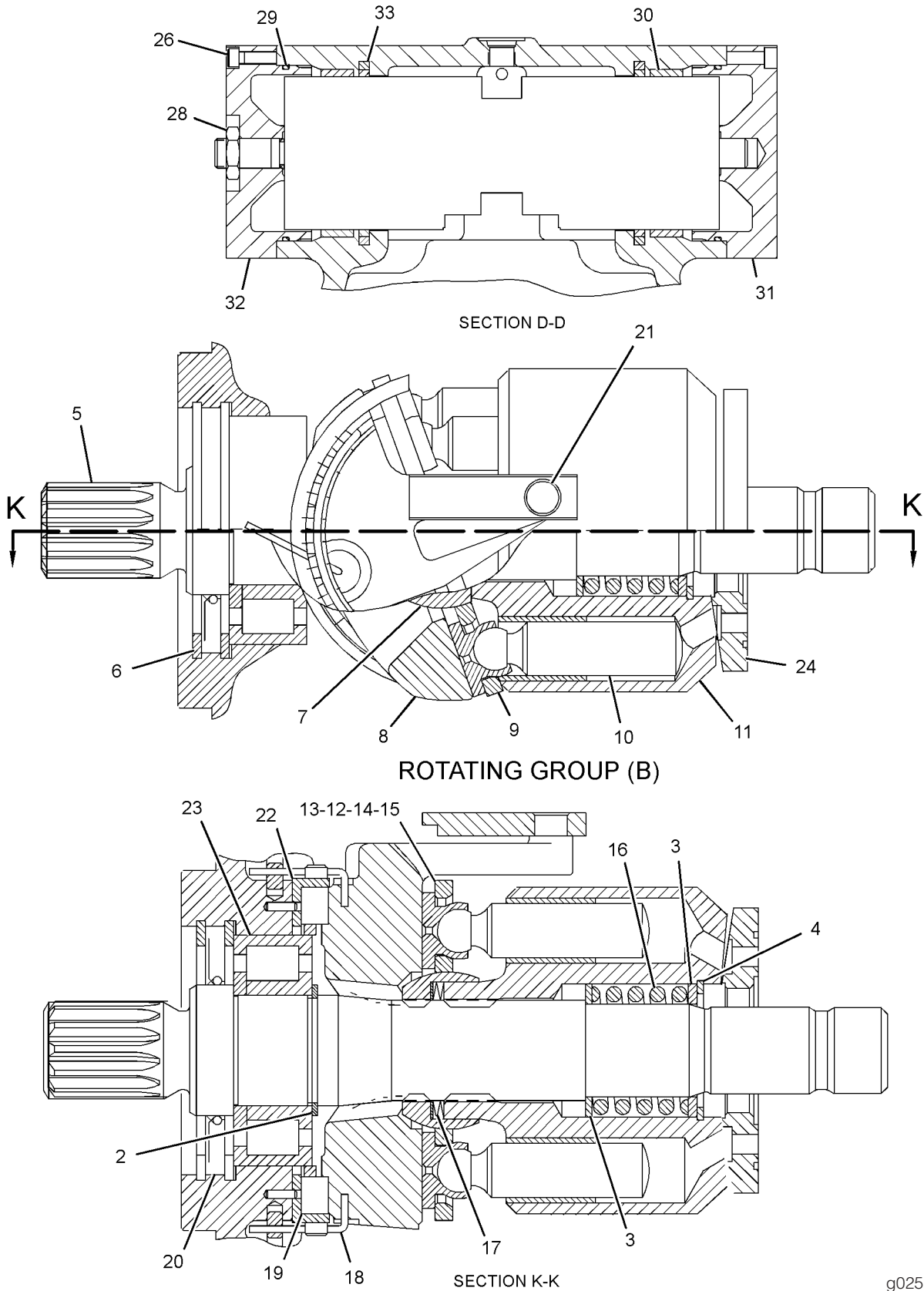
VIEW E-E

g02310594

GRAPHIC #1



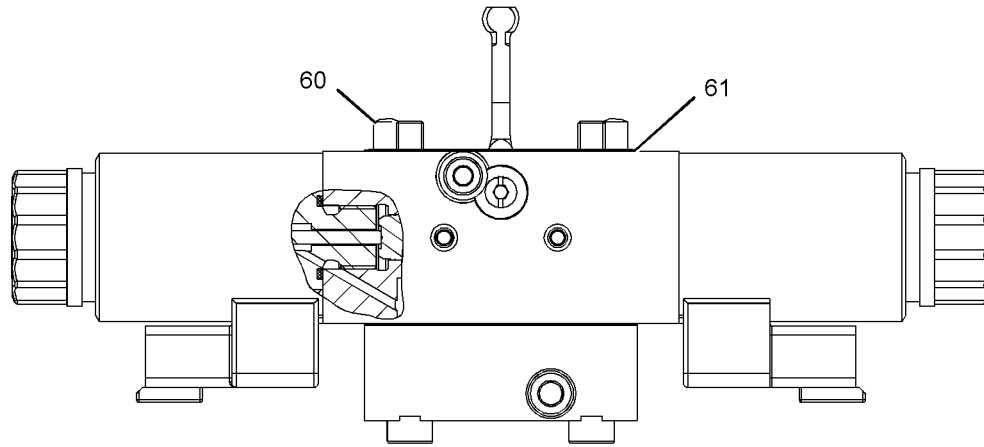
# STEERING AND BRAKING SYSTEM



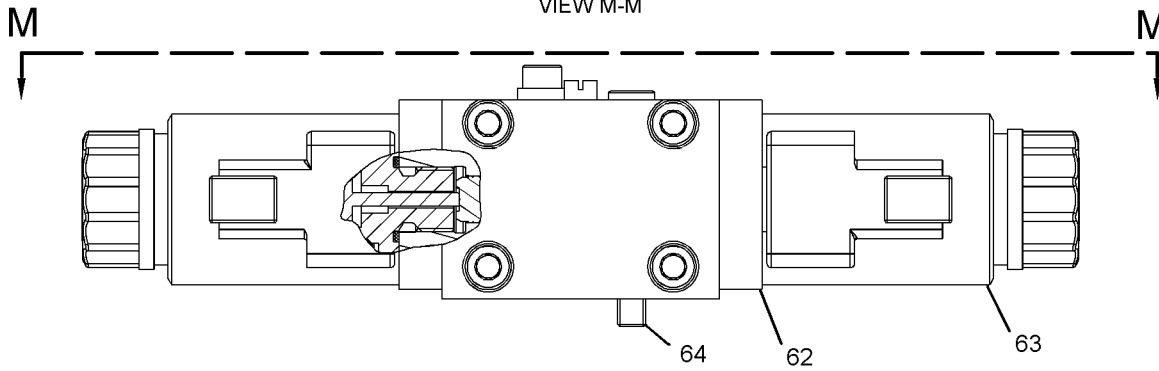
GRAPHIC #1

g02514977

# STEERING AND BRAKING SYSTEM



VIEW M-M



SERVO VALVE

GRAPHIC #1

g02514996

<END>

# STEERING AND BRAKING SYSTEM

## 355-2410 ROTATING GP-MOTOR

S/N: PLR1-UP

PART OF 325-9776 MOTOR GP-PISTON

SMCS - 5058

104039963

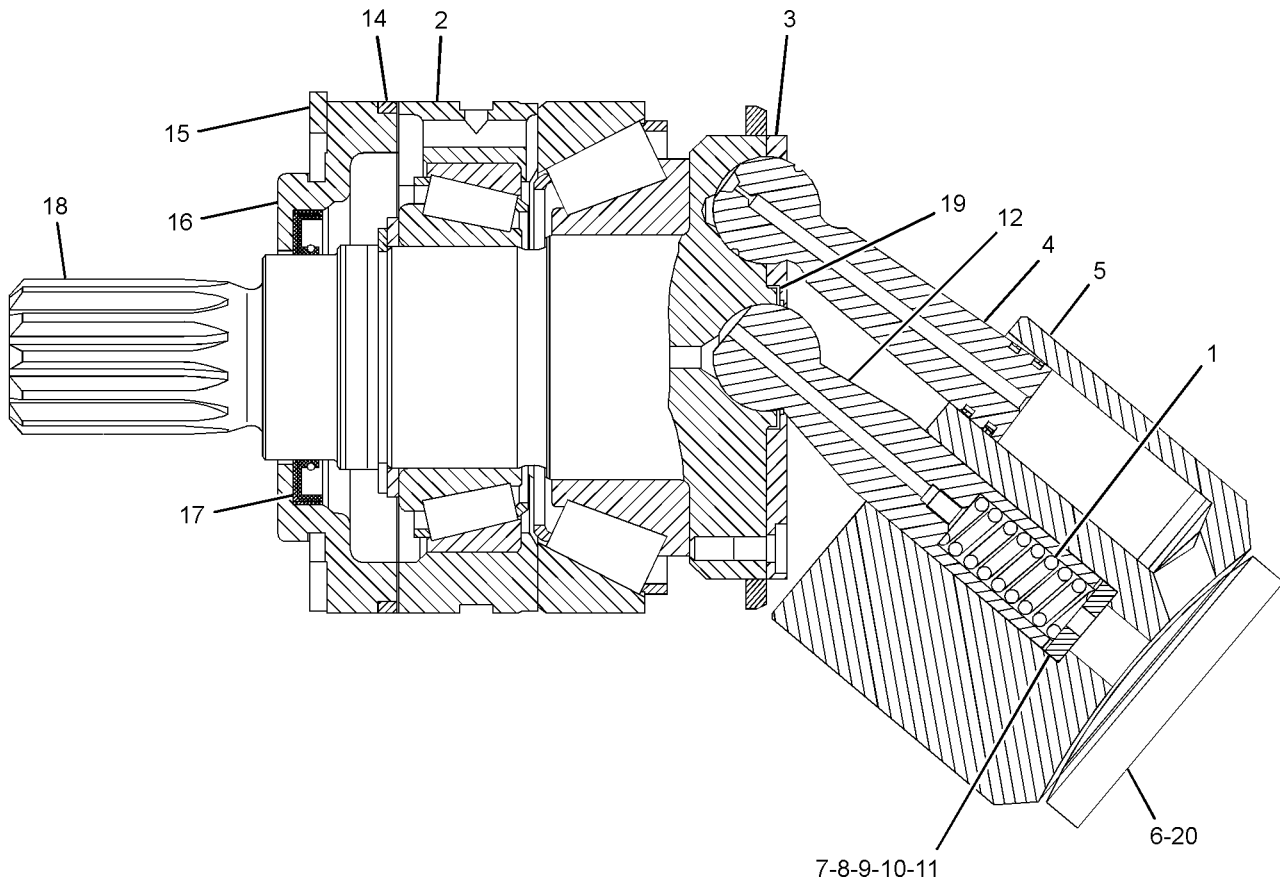
NOTE	REF NO	GRAPHIC REF	PART NUMBER	QTY	PART NAME						SEE PAGE
					1	2	3	4	5	6 (PRODUCT LEVEL)	
	1	1	171-3061	1	SPRING						
	2	1	171-5989	1	KIT-BEARING						
	3	1	9T-1642	1	PLATE-RETAINING						
	4	1	165-6969	7	PISTON AS						
	5	1	9T-1687	1	BARREL-CYLINDER						
	6	1	284-9697	1	VALVE GP-FLUSHING						
B	7	1	171-3060	1	SHIM (3.6-MM THK)						
B	8	1	171-3059	1	SHIM (3.7-MM THK)						
B	9	1	171-3058	1	SHIM (3.8-MM THK)						
B	10	1	171-3057	1	SHIM (3.9-MM THK)						
B	11	1	171-3055	1	SHIM (4-MM THK)						
	12	1	171-3054	1	PIN-CENTER						
	14	1	5D-5958	1	SEAL-O-RING						
	15	1	3E-4334	1	RING-RETAINING						
	16	1	9T-1637	1	COVER-FRONT						
	17	1	123-5748	1	SEAL-SHAFT						
	18	1	355-2411	1	SHAFT AS						
	19	1	9T-1643	1	DISC-RETAINING						
	20	1	284-9698	1	WASHER (1-MM THK)						

B-USE AS REQUIRED

# STEERING AND BRAKING SYSTEM

355-2410 ROTATING GP-MOTOR (contd.)

i04039963



g02281500

GRAPHIC #1

<END>

# STEERING AND BRAKING SYSTEM

## 287-3751 ROTATING GP-PUMP

S/N: PLR1-UP

PART OF 325-9773 PUMP GP-PISTON

SMCS - 5070

102694754

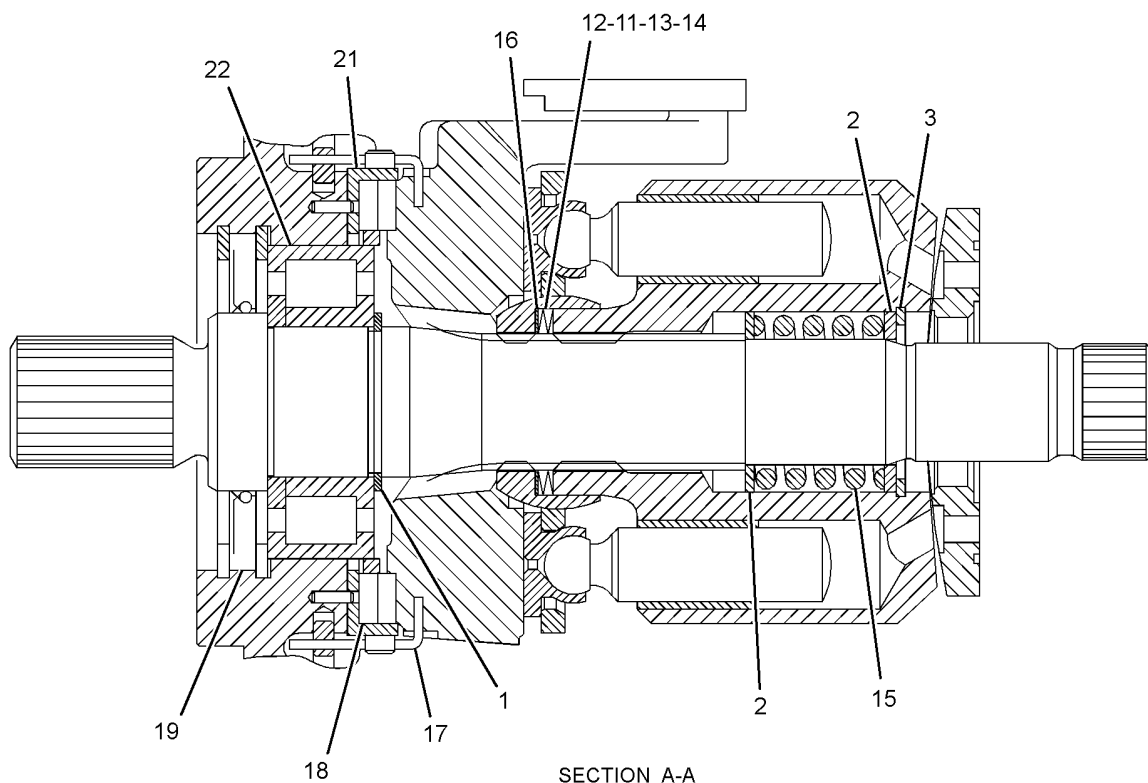
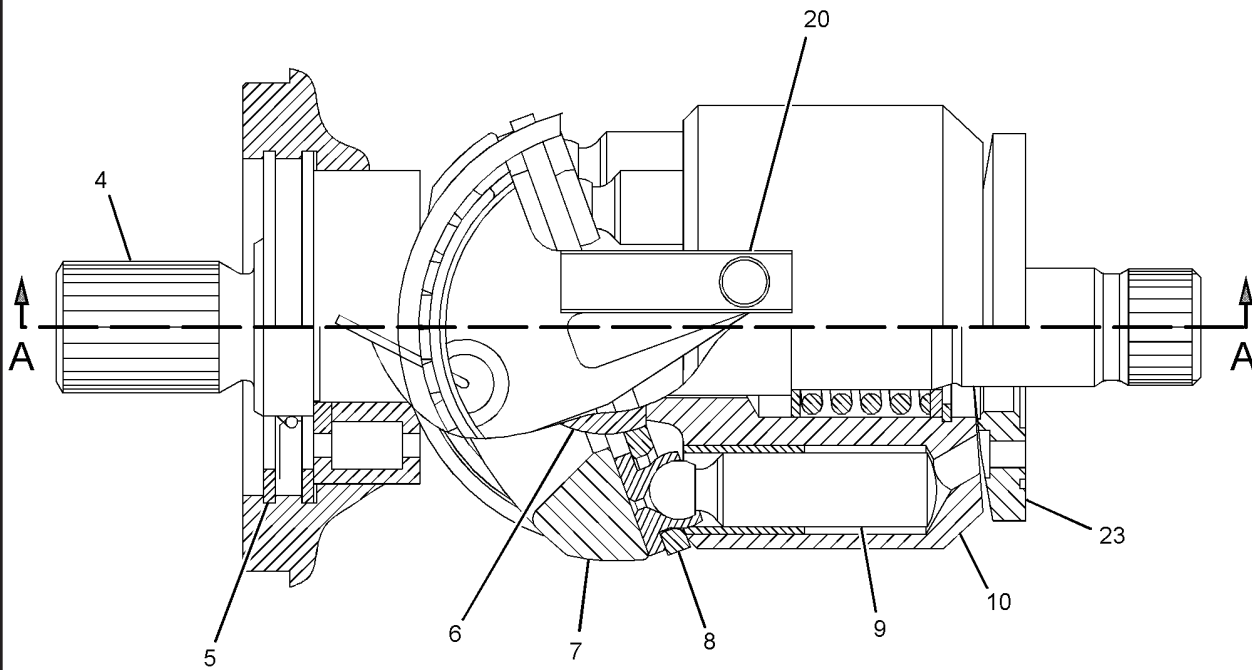
NOTE	REF NO	GRAPHIC REF	PART NUMBER	QTY	PART NAME						SEE PAGE
					1	2	3	4	5	6 (PRODUCT LEVEL)	
	1	1	6V-5201	1	RING-RETAINING						
	2	1	142-9437	2	WASHER (30.7X44X3-MM THK)						
	3	1	9X-2857	1	RING-RETAINING						
	4	1	142-9429	1	SHAFT						
	5	1	159-9854	2	RING-RETAINING						
	6	1	142-9435	1	BALL						
	7	1	142-9427	1	SWASHPLATE						
	8	1	142-9434	1	PLATE-RETAINER						
	9	1	142-9425	9	PISTON AS						
	10	1	287-3789	1	BARREL AS						
B	11	1	142-9430	1	SHIM (1.2-MM THK)						
B	12	1	142-9431	1	SHIM (1-MM THK)						
B	13	1	142-9432	1	SHIM (0.8-MM THK)						
B	14	1	142-9433	1	SHIM (0.6-MM THK)						
	15	1	142-9438	1	SPRING-COIL						
	16	1	142-9426	1	SPRING AS						
	17	1	130-7806	2	ROD						
	18	1	142-9436	1	BEARING AS						
	19	1	201-5382	1	SEAL-SHAFT						
	20	1	126-1403	1	PLATE-ADJUSTMENT						
	21	1	142-9440	1	BEARING AS (SWASHPLATE)						
	22	1	142-9439	1	BEARING AS						
	23	1	287-3791	1	PLATE-PORT						

B-USE AS REQUIRED  
M-METRIC PART

# STEERING AND BRAKING SYSTEM

287-3751 ROTATING GP-PUMP (contd.)

i02694754



GRAPHIC #1

SECTION A-A

g01356177

<END>

# STEERING AND BRAKING SYSTEM

## 348-4041 VALVE & MTG GP-CONTROL

S/N: PLR1-UP

PART OF 324-3083 POWER TRAIN AR

SMCS - 5051

104013449

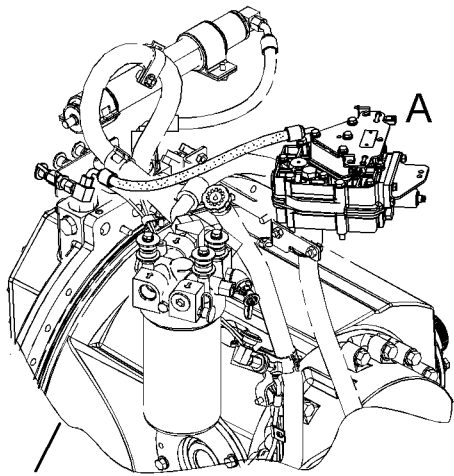
NOTE	REF NO	GRAPHIC REF	PART NUMBER	QTY	PART NAME						SEE PAGE
					1	2	3	4	5	6 (PRODUCT LEVEL)	
	1	1	3S-0004	4	WASHER (0.406X0.728X0.09-IN THK)						
	2	1	6V-0852	1	CAP-DUST						
Y	3	1	201-7274	1	VALVE GP-BRAKE CONTROL						455
	4	1	228-1850	1	PLATE						
	5	1	349-7608	1	HOSE AS						
	6	1	148-8319	1	CONNECTOR AS						
		1	2M-9780	1	SEAL-O-RING						
		1	6V-8397	1	SEAL-O-RING						
		1	6V-8715	1	CONNECTOR						
	7	1	148-8367	1	ELBOW AS						
		1	6V-8397	1	SEAL-O-RING						
		1	6V-9850	1	ELBOW						
	8	1	164-5567	1	COUPLER AS-QUICK DISCONNECT (MALE)						
		1	6V-3965	1	FITTING (QUICK DISCONNECT)						
		1	214-7568	1	SEAL-O-RING						
	9	1	260-9187	1	CONNECTOR AS						
		1	6V-8397	1	SEAL-O-RING						
		1	8T-9358	1	CONNECTOR						
	10	1	6V-9168	1	NUT (11/16-16-THD)						
	11	1	8M-5254	4	SEAL-O-RING						
	12	1	8T-5030	4	BOLT (M10X1.5X120-MM)						

I-REFER TO HYDRAULIC INFORMATION SYSTEM  
M-METRIC PART  
Y-SEPARATE ILLUSTRATION

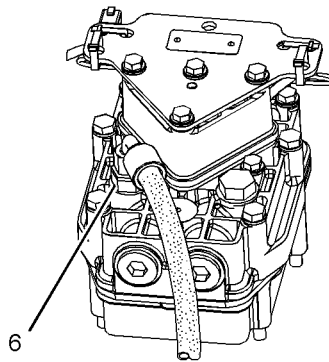
# STEERING AND BRAKING SYSTEM

348-4041 VALVE & MTG GP-CONTROL (contd.)

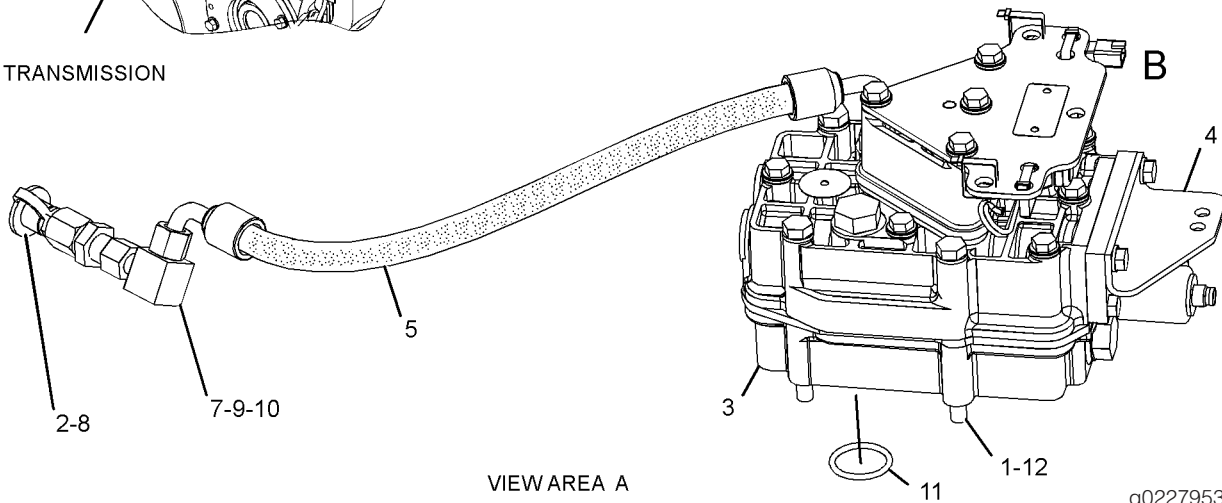
i04013449



TRANSMISSION



VIEW AREA B 90°



VIEW AREA A

g02279536

GRAPHIC #1

<END>



# STEERING AND BRAKING SYSTEM

## 201-7269 VALVE GP-BRAKE CONTROL

S/N: PLR1-UP

PART OF 201-7274 VALVE GP-BRAKE CONTROL

SMCS - 4265

SMCS - 4282

103127178

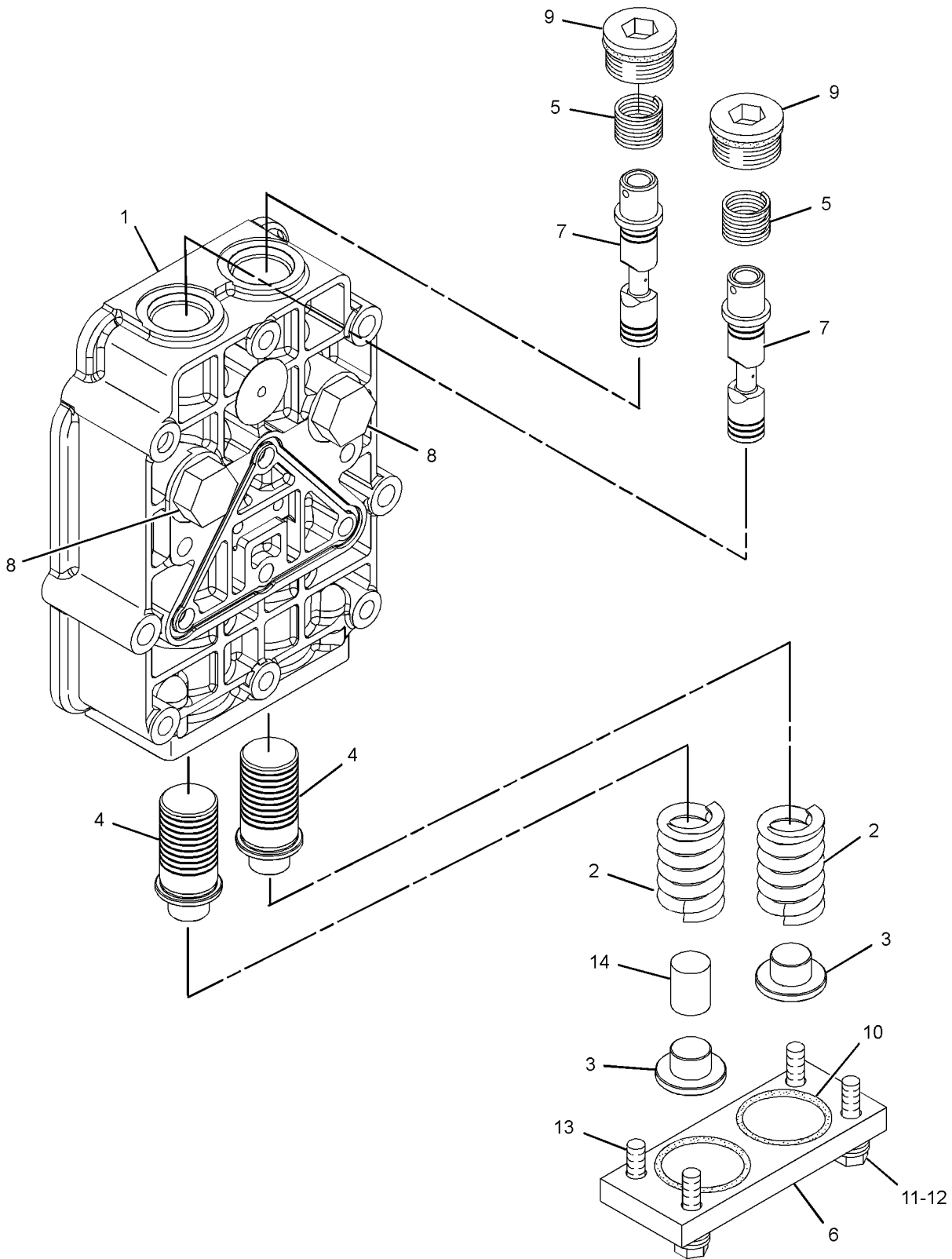
NOTE	REF NO	GRAPHIC REF	PART NUMBER	QTY	PART NAME						SEE PAGE
					1	2	3	4	5	6 (PRODUCT LEVEL)	
Z	1	1	162-5359	1	BODY-VALVE						
	2	1	<b>188-7067</b>	2	SPRING						
	3	1	<b>188-7068</b>	2	RETAINER						
	4	1	<b>188-7069</b>	2	PISTON-LOAD						
	5	1	<b>108-4430</b>	2	SPRING						
	6	1	<b>110-2842</b>	1	PLATE-END						
	7	1	<b>137-6603</b>	2	SPOOL						
	8	1	<i>148-8410</i>	2	PLUG AS (EACH INCLUDES)						
		1	<b>2M-9780</b>	1	SEAL-O-RING						
		1	<b>9S-4190</b>	1	PLUG-O-RING						
	9	1	<i>148-8409</i>	2	PLUG AS (EACH INCLUDES)						
		1	<b>3D-2824</b>	1	SEAL-O-RING						
		1	<b>9S-8008</b>	1	PLUG-O-RING						
	10	1	<b>6J-2419</b>	2	SEAL-O-RING						
	11	1	<b>7X-2537</b>	2	BOLT (M8X1.25X35-MM)						
	12	1	<b>8T-4224</b>	2	WASHER-HARD (8.8X16X2-MM THK)						
	13	1	<b>8T-7547</b>	2	BOLT (M8X1.25X30-MM)						
	14	1	<b>293-2851</b>	1	STOP						

M-METRIC PART  
Z-NOT SERVICED SEPARATELY

# STEERING AND BRAKING SYSTEM

201-7269 VALVE GP-BRAKE CONTROL (contd.)

i03127178



GRAPHIC #1

<END>

g01291777

# STEERING AND BRAKING SYSTEM

## 201-7274 VALVE GP-BRAKE CONTROL

S/N: PLR1-UP

PART OF 348-4041 VALVE & MTG GP-CONTROL

SMCS - 4265

SMCS - 4282

103642467

NOTE	REF NO	GRAPHIC REF	PART NUMBER	QTY	PART NAME						SEE PAGE
					1	2	3	4	5	6 (PRODUCT LEVEL)	
	1	1	9L-9068	4	DOWEL						
Y	2	1	162-5357	1	MANIFOLD & VALVE GP (BRAKE)						436
Y	3	1	175-4972	1	MANIFOLD & VALVE GP (PARKING, SECONDARY BRAKE)						437
	5	1	8T-4177	2	BOLT (M8X1.25X90-MM)						
Y	6	1	201-7269	1	VALVE GP-BRAKE CONTROL						453
	7	1	122-3771	2	SEAL-O-RING						
	8	1	132-9899	1	PLATE						
	9	1	132-9900	1	PLATE						
	10	1	134-1251	1	PLATE-SEPARATOR						
	11	1	185-3503	2	SEAL-O-RING						
	12	1	1T-0738	10	WASHER (8.4X19X1.83-MM THK)						
	13	1	3S-2093	4	STRAP-CABLE						
	14	1	325-1385	1	PLUG AS-ORIFICE (WITH SCREEN)						
		1	4J-7533	1	SEAL-O-RING						
	15	1	7X-2541	4	BOLT (M8X1.25X140-MM)						
	16	1	8T-3647	4	BOLT (M8X1.25X80-MM)						
	17	1	9P-9150	24	WASHER (8.25X18X0.84-MM THK)						

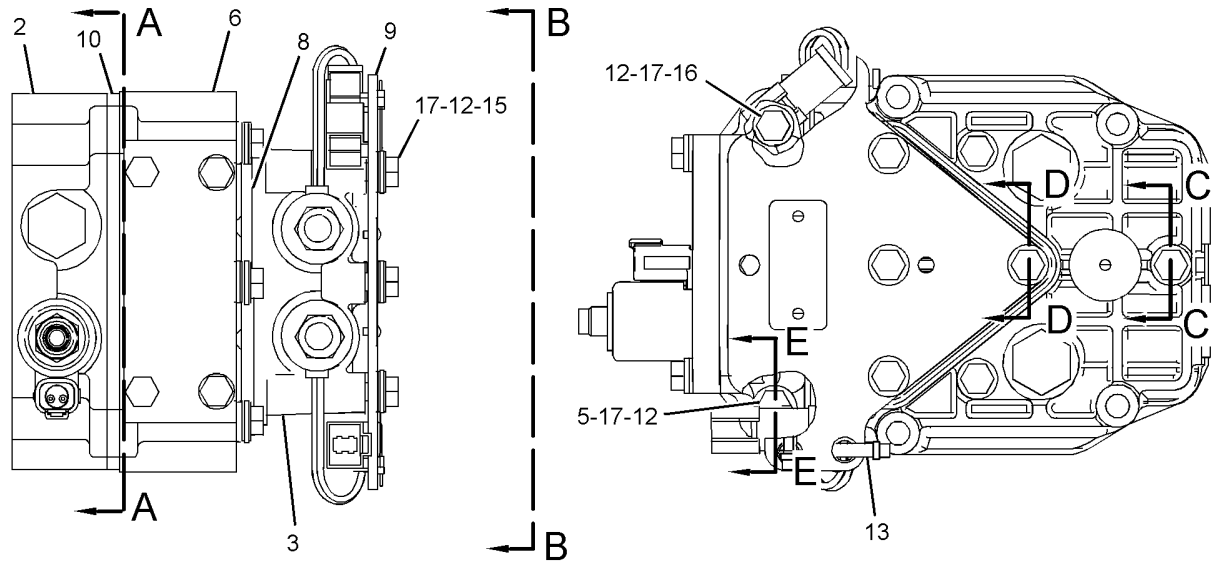
M-METRIC PART

Y-SEPARATE ILLUSTRATION

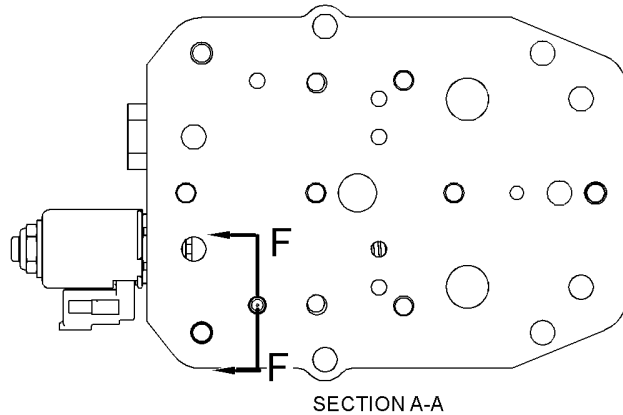
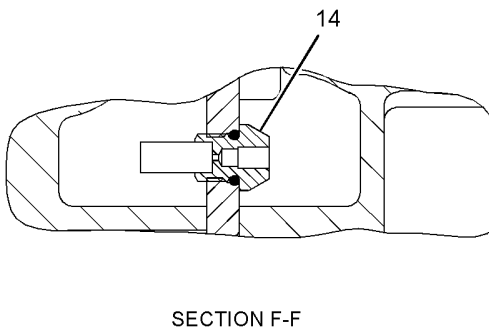
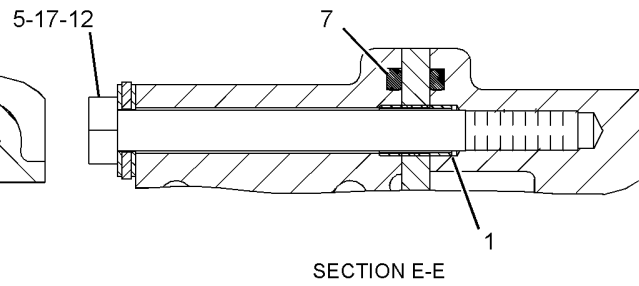
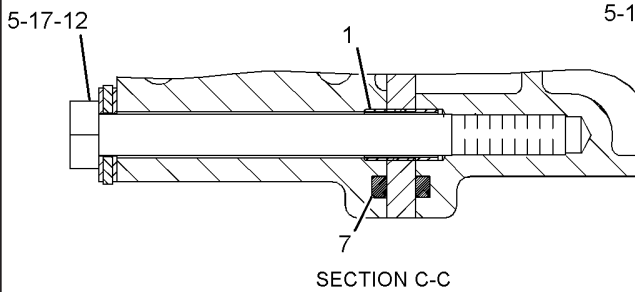
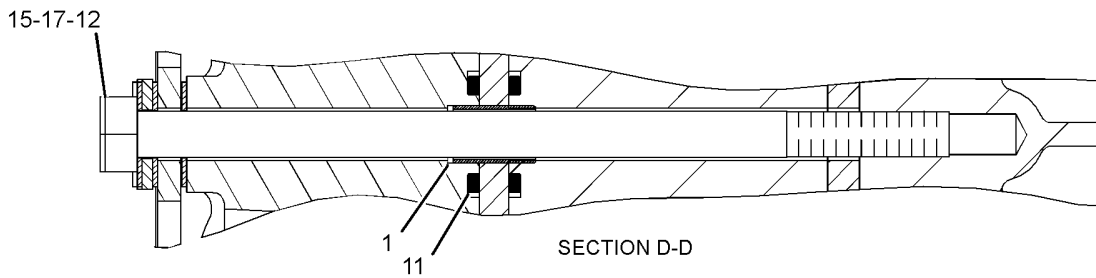
# STEERING AND BRAKING SYSTEM

201-7274 VALVE GP-BRAKE CONTROL (contd.)

i03642467



VIEW B-B



GRAPHIC #1

<END>

g01949508

# STEERING AND BRAKING SYSTEM

## 6E-4402 VALVE GP-RELIEF

S/N: PLR1-UP

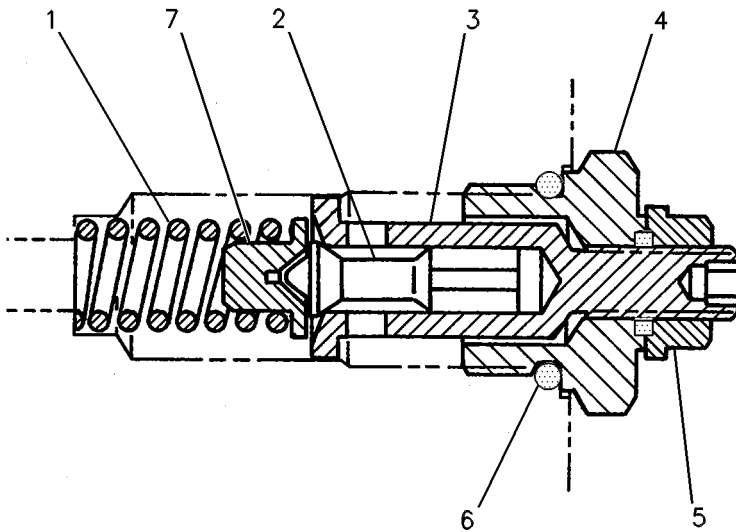
PART OF 287-5855 HEAD GP-PUMP, 325-9773 PUMP GP-PISTON

SMCS - 4307

I02591010

NOTE	REF NO	GRAPHIC REF	PART NUMBER	QTY	PART NAME						SEE PAGE
					1	2	3	4	5	6 (PRODUCT LEVEL)	
	1	1	202-2342	1	SPRING						
	2	1	6E-4404	1	VALVE-POPPET						
	3	1	183-8410	1	SCREW						
	4	1	6E-4403	1	PLUG						
	5	1	6E-4240	1	NUT-SEALING (M10X1-THD)						
	6	1	6V-8352	1	SEAL-O-RING						
	7	1	167-7715	1	RETAINER-SPRING						

M-METRIC PART



g00252131

GRAPHIC #1

<END>

# STEERING AND BRAKING SYSTEM

## 198-9219 VALVE GP-RELIEF

S/N: PLR1-UP

PART OF 325-0069 LINES GP-STEERING

SMCS - 4307

i04156144

NOTE	PART NUMBER	QTY	PART NAME						SEE PAGE
			1	2	3	4	5	6 (PRODUCT LEVEL)	
Y	198-9220	1	VALVE GP-RELIEF (STEERING LINES)						459
Y-SEPARATE ILLUSTRATION									

<END>

# STEERING AND BRAKING SYSTEM

## 198-9220 VALVE GP-RELIEF

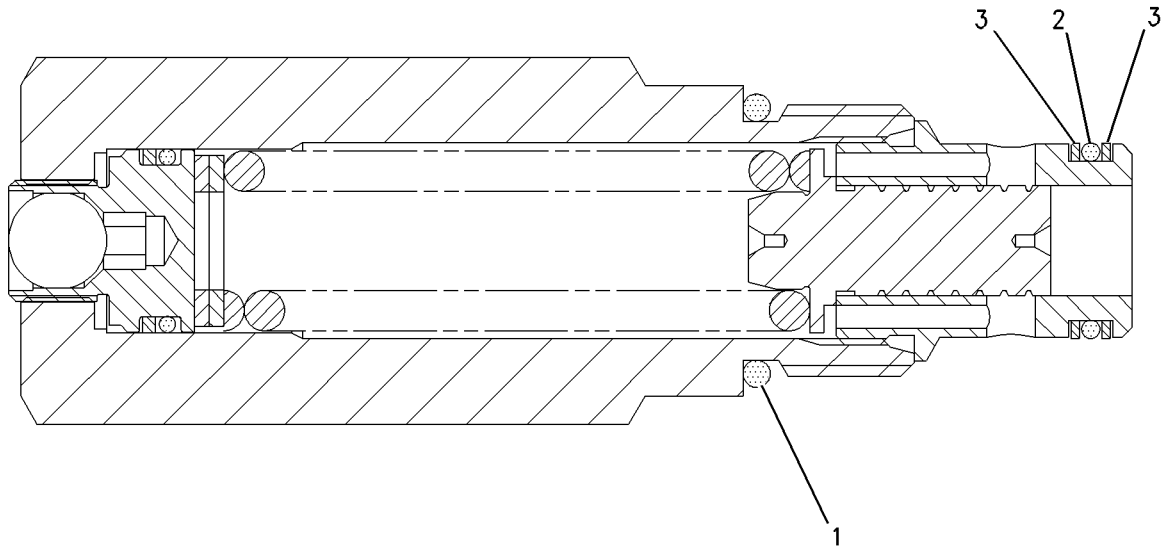
S/N: PLR1-UP

PART OF 198-9219 VALVE GP-RELIEF

SMCS - 4307

102183584

NOTE	REF NO	GRAPHIC REF	PART NUMBER	QTY	PART NAME						SEE PAGE
					1	2	3	4	5	6 (PRODUCT LEVEL)	
J	1	1	2M-9780	1	SEAL-O-RING						
J	2	1	161-6149	1	SEAL-O-RING						
J	3	1	161-6161	2	RING-BACKUP						
AVAILABLE REPAIR KIT(S):											
J			133-5545	1	KIT-SEAL (RELIEF VALVE)						
J-KIT MARKED J INCLUDE PARTS MARKED J											



GRAPHIC #1

<END>

g00938075

# STEERING AND BRAKING SYSTEM

## 174-4909 VALVE GP-SOLENOID

S/N: PLR1-UP

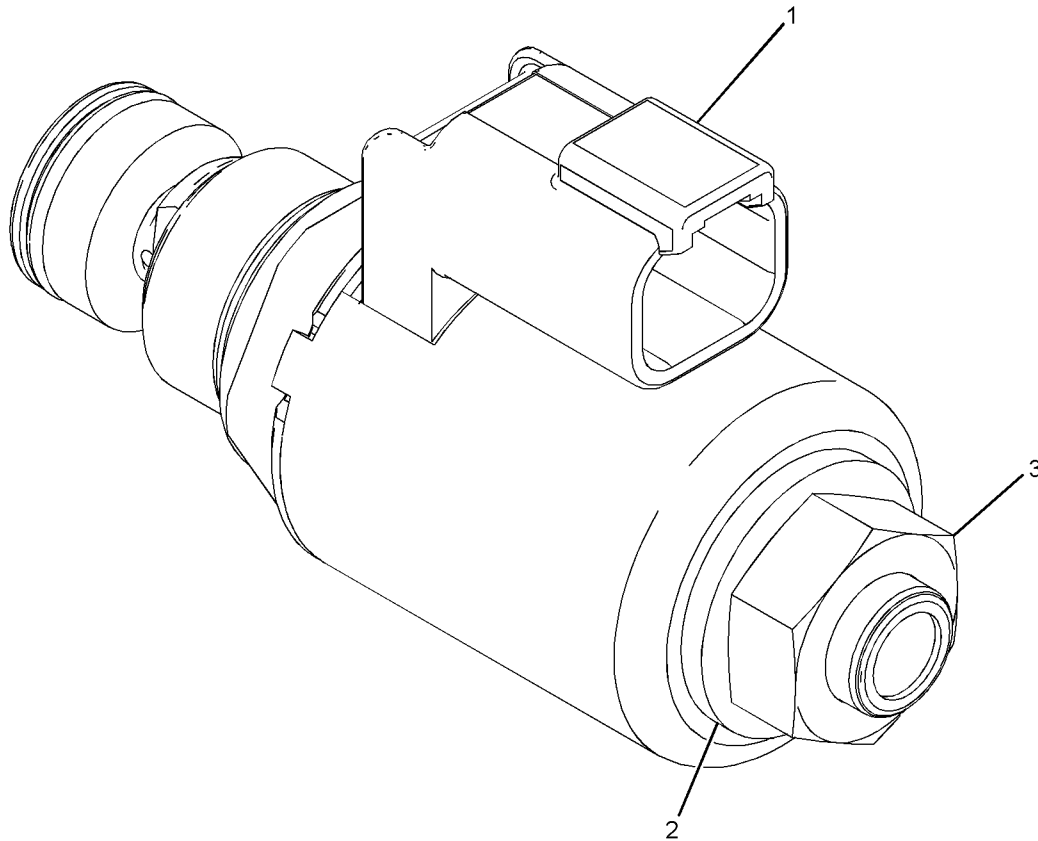
PART OF 162-5357 MANIFOLD & VALVE GP

SMCS - 4804

103506723

NOTE	REF NO	GRAPHIC REF	PART NUMBER	QTY	PART NAME						SEE PAGE
					1	2	3	4	5	6 (PRODUCT LEVEL)	
	1	1	226-9622	1	COIL AS-SOLENOID (24-VOLT)						
	2	1	164-2108	1	WASHER (13.03X25.4X2.38-MM THK)						
	3	1	218-2373	1	NUT (1/2-28-THD)						
	F		6V-4589	1	SEAL-O-RING						
	F		8L-2746	1	SEAL-O-RING						

F-NOT SHOWN



GRAPHIC #1

<END>

g01139934



# STEERING AND BRAKING SYSTEM

## 313-7668 VALVE GP-SOLENOID

S/N: PLR1-UP

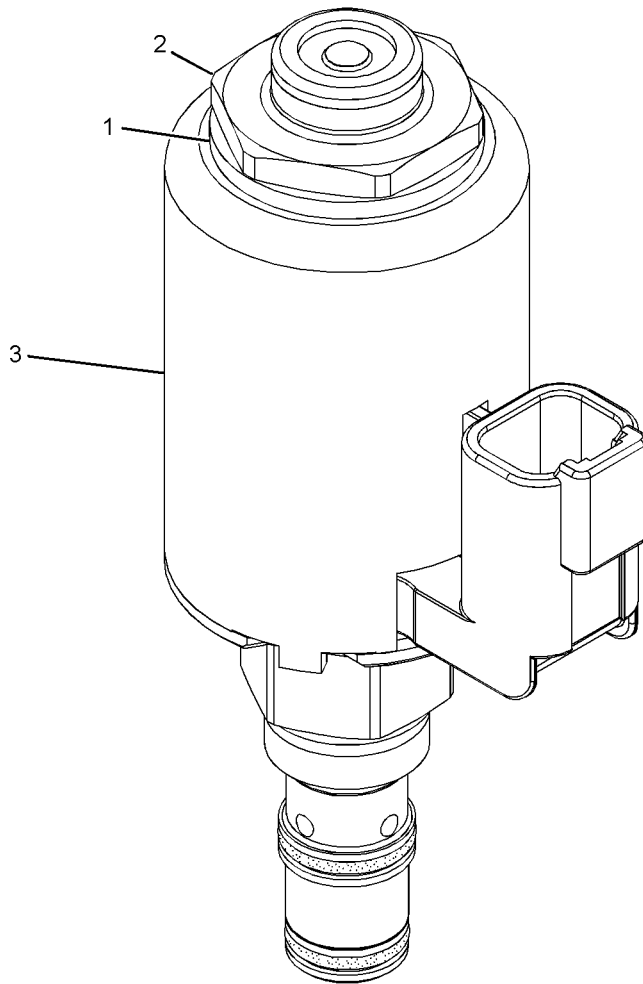
PART OF 325-0383, 327-5267 VALVE GP-CONTROL

SMCS - 4804

103302456

NOTE	REF NO	GRAPHIC REF	PART NUMBER	QTY	PART NAME						SEE PAGE
					1	2	3	4	5	6 (PRODUCT LEVEL)	
	1	1	191-9247	1	WASHER (19.15X31.65X2.36-MM THK)						
	2	1	198-2914	1	NUT (3/4-32-THD)						
	3	1	312-8629	1	COIL AS						
	F		3K-0360	1	SEAL-O-RING						
	F		4K-2039	1	SEAL-O-RING						
	F		6M-5062	1	SEAL-O-RING						

F-NOT SHOWN



GRAPHIC #1

g01637233

# HYDRAULIC SYSTEM

## 200-0750 ACCUMULATOR GP-PILOT OIL-CHARGED

S/N: PLR1-UP

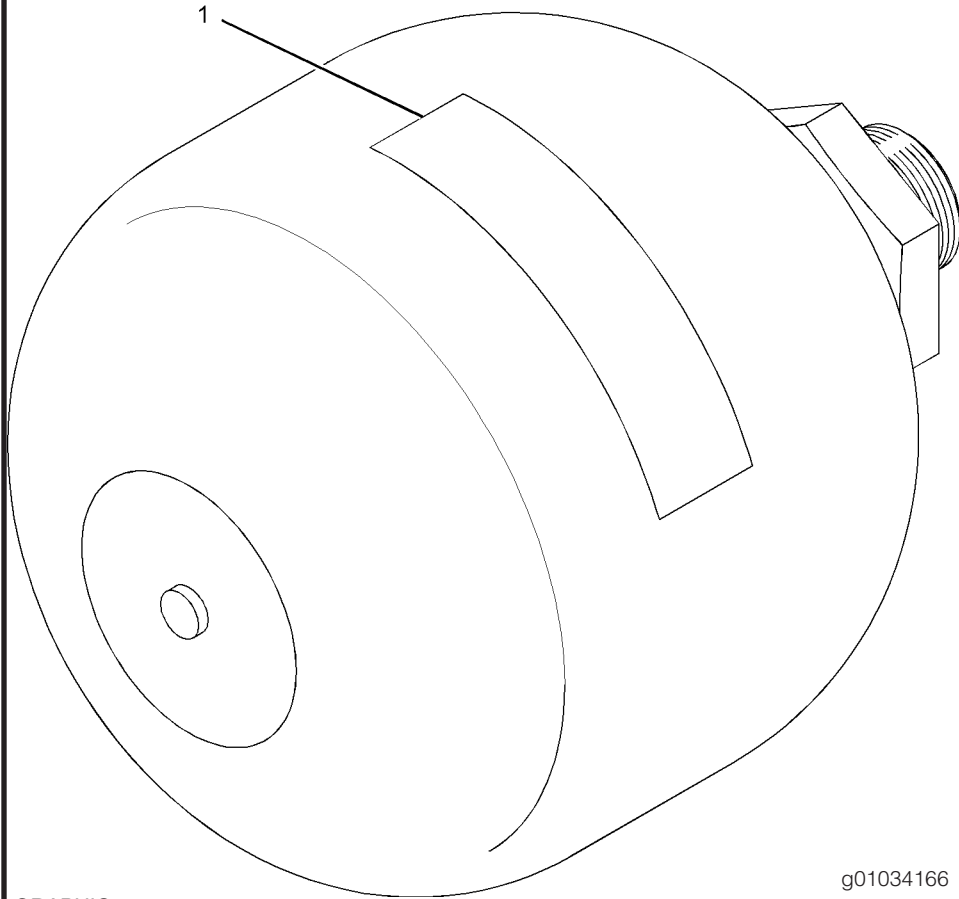
FOR USE WITH , 463

PART OF 325-0067 LINES GP-PILOT

SMCS - 5077

I02210642

NOTE	REF NO	GRAPHIC REF	PART NUMBER	QTY	PART NAME						SEE PAGE
					1	2	3	4	5	6 (PRODUCT LEVEL)	
	1	1	204-8758	2	FILM-WARNING (HIGH PRESSURE CYLINDER)						



GRAPHIC #1

<END>

# HYDRAULIC SYSTEM

## 351-0320 ACCUMULATOR GP-PILOT OIL-UNCHARGED

S/N: PLR1-UP

SMCS - 5077

FIELD REPLACEMENT FOR 462

I03801354

NOTE	REF NO	GRAPHIC REF	PART NUMBER	QTY	PART NAME						SEE PAGE
					1	2	3	4	5	6 (PRODUCT LEVEL)	
	1	1	312-1139	1	CAP						
	2	1	222-3785	1	SCREW-VENT (M8X1.5-THD)						
	3	1	222-5765	1	SEAL-RING						
	4	1	204-8758	2	FILM-WARNING (HIGH PRESSURE CYLINDER)						



g02078353

GRAPHIC #1

<END>

# HYDRAULIC SYSTEM

## 229-5421 ADAPTER GP-MOTOR

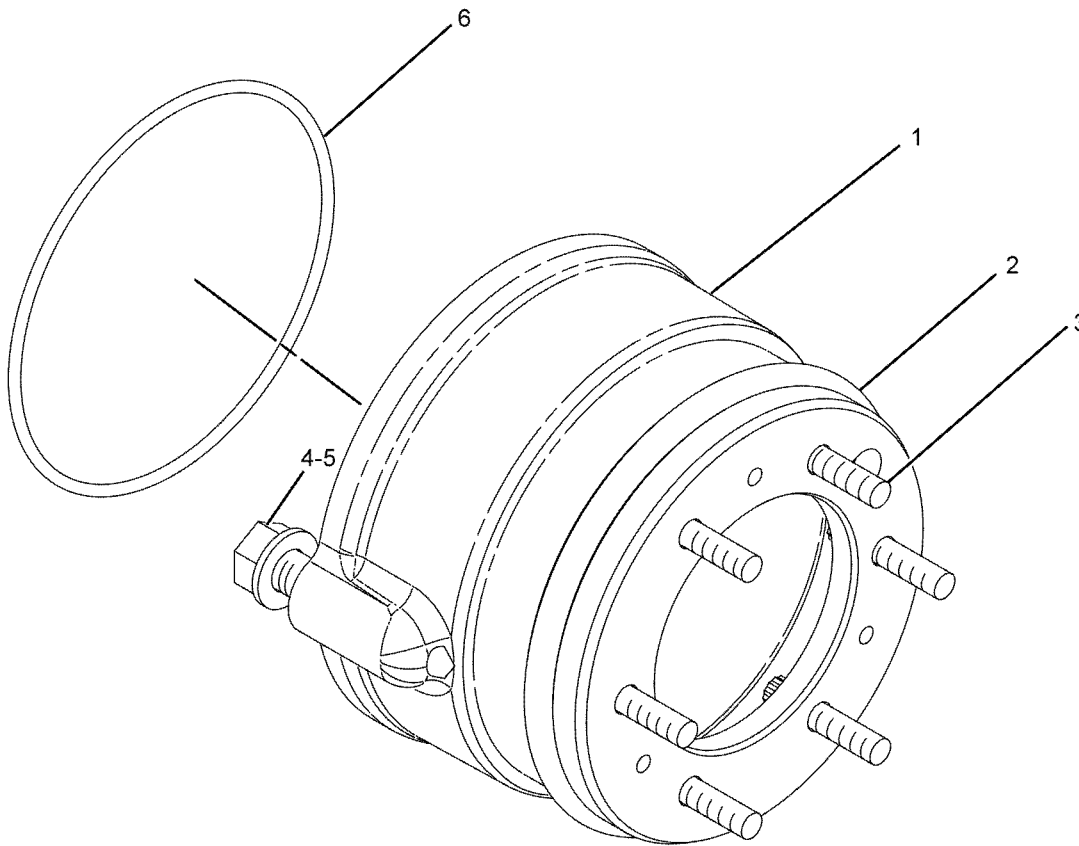
S/N: PLR1-UP

PART OF 324-3050 HYDRAULIC AR-2 VALVE

SMCS - 5058

I02281665

NOTE	REF NO	GRAPHIC REF	PART NUMBER	QTY	PART NAME						SEE PAGE	
					1	2	3	4	5	6 (PRODUCT LEVEL)		
	1	1	216-8585	1							ADAPTER (MOTOR)	
	2	1	3N-0759	1							RING-SEALING	
	3	1	7K-6058	6							BOLT-12 POINT HEAD (1/2-13X2.5-IN)	
	4	1	8C-6857	2							BOLT (3/4-10X2.75-IN)	
	5	1	8T-4994	2							WASHER-HARD (20X36.5X3.5-MM THK)	
	6	1	8T-7568	1							SEAL-O-RING	



GRAPHIC #1

g01126503

<END>

# HYDRAULIC SYSTEM

## 321-7940 COOLER GP-HYDRAULIC OIL

S/N: PLR1-UP

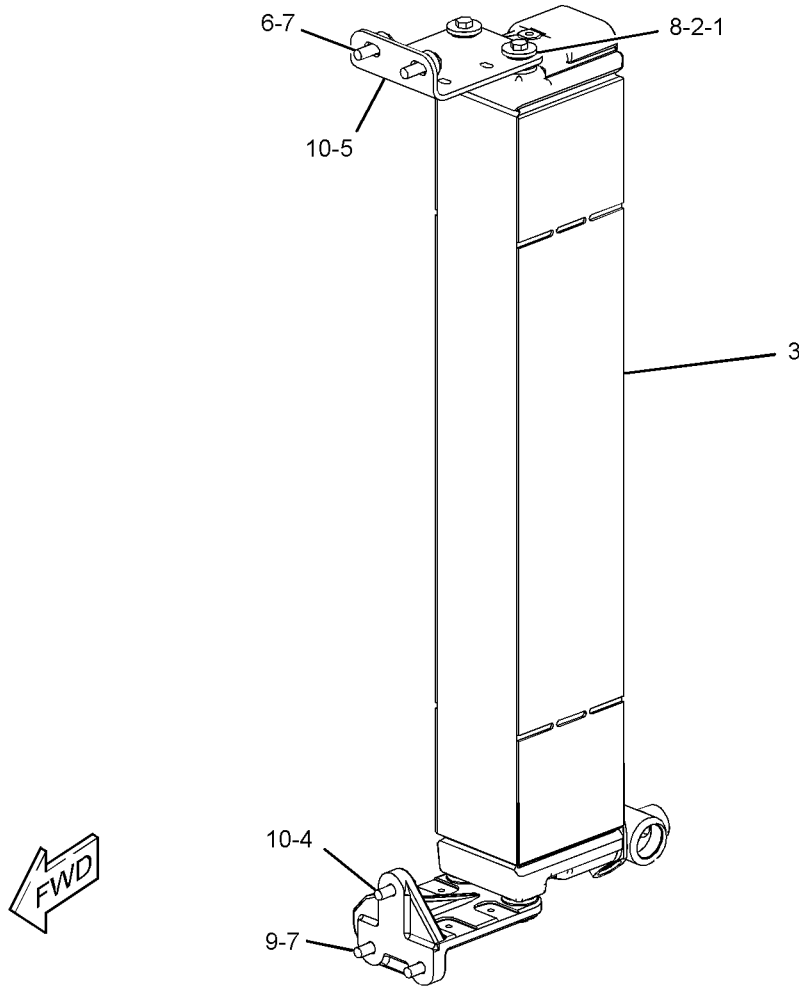
PART OF 324-3060 INSTALLATION AR

SMCS - 1374

104367035

NOTE	REF NO	GRAPHIC REF	PART NUMBER	QTY	PART NAME						SEE PAGE
					1	2	3	4	5	6 (PRODUCT LEVEL)	
	1	1	6N-6984	4	MOUNT-RUBBER						
	2	1	183-6121	8	WASHER (10.31X38.1X4.78-MM THK)						
	3	1	321-7949	1	CORE AS-OIL COOLER (HYDRAULIC)						
		1	360-5604	1	VALVE AS-CONTROL						
		1	250-0466	1	SEAL-O-RING						
	4	1	321-8021	1	SUPPORT						
	5	1	321-8022	1	BRACKET						
	6	1	198-4778	2	WASHER-HARD (13.5X30X12-MM THK)						
	7	1	8T-4183	5	BOLT (M12X1.75X40-MM)						
	8	1	8T-4186	4	BOLT (M10X1.5X40-MM)						
	9	1	8T-4223	3	WASHER-HARD (13.5X25.5X3-MM THK)						
E	10	1	3E-6602		SEAL (5-CM EACH)						

E-ORDER BY THE CENTIMETER  
M-METRIC PART



g02522949

GRAPHIC #1

<END>

# HYDRAULIC SYSTEM

## 324-3050 HYDRAULIC AR-2 VALVE

S/N: PLR1-UP

PART OF 378-7987 GENERAL AR

SMCS - 5051

i04398309

NOTE	PART NUMBER	QTY	PART NAME						SEE PAGE
			1	2	3	4	5	6 (PRODUCT LEVEL)	
Y	229-5421	1	ADAPTER GP-MOTOR						464
Y	<b>351-7690</b>	1	CONTROL GP-JOYSTICK (BULLDOZER)						544
Y	325-0065	1	LINES GP-HYDRAULIC FAN						467
Y	325-0066	1	LINES GP-LIFT CYLINDER						470
Y	325-0067	1	LINES GP-PILOT						472
Y	325-0068	1	LINES GP-PUMP						476
Y	325-0069	1	LINES GP-STEERING						433
Y	325-0070	1	LINES GP-TILT CYLINDER						480
Y	325-0078	1	MOTOR & MOUNTING GP (HYDRAULIC FAN)						485
Y	<b>325-9776</b>	1	MOTOR GP-PISTON (STEERING)						438
Y	325-0079	1	PUMP & MOUNTING GP (IMPLEMENT, HYDRAULIC FAN)						490
Y	325-0072	1	PUMP & MTG GP-STEERING						439
Y	325-0073	1	TANK & MTG GP-HYDRAULIC						503
Y	325-0074	1	VALVE & MTG GP-IMPLEMENT CONT						504
Y	325-0076	1	VALVE GP-QUICK-DROP						515
	<b>112-6646</b>	4	LOCKNUT (M6X1-THD)						

M-METRIC PART  
Y-SEPARATE ILLUSTRATION

<END>

# HYDRAULIC SYSTEM

## 325-0065 LINES GP-HYDRAULIC FAN

S/N: PLR1-UP

PART OF 324-3050 HYDRAULIC AR-2 VALVE

SMCS - 1386

SMCS - 1387

SMCS - 5057

I04350669

NOTE	REF NO	GRAPHIC REF	PART NUMBER	QTY	PART NAME						SEE PAGE
					1	2	3	4	5	6 (PRODUCT LEVEL)	
	1	1	4E-1437	1	VALVE AS-COOLER BYPASS						
	2	1	6V-0852	2	CAP-DUST						
	3	1	203-2789	1	BRACKET AS						
	4	1	325-1584	1	HOSE AS						
	5	1	325-1591	1	TUBE AS						
	6	1	325-1592	1	HOSE AS						
	7	1	325-1593	1	HOSE AS						
	8	1	325-1594	1	HOSE AS						
	9	1	325-1595	1	HOSE AS						
	10	1	325-1598	1	HOSE AS						
	11	1	325-1643	1	BRACKET AS						
	12	1	325-1653	1	SPACER						
	13	1	325-1661	1	PLATE						
	14	1	325-1669	1	HOSE AS						
	15	1	325-1670	1	HOSE AS						
	16	1	325-1673	1	BRACKET						
	17	1	325-1680	1	BRACKET AS						
	18	1	355-2497	1	LINES AS-HYDRAULIC FAN						
	19	1	116-3715	2	STUD-TAPERLOCK (M10X1.5X85-MM)						
	20	1	148-8327	1	CONNECTOR AS						
		1	6V-8637	1	CONNECTOR						
		1	3D-2824	1	SEAL-O-RING						
		1	6V-9746	1	SEAL-O-RING						
	21	1	148-8347	1	ELBOW AS						
		1	6V-9007	1	ELBOW						
		1	3D-2824	1	SEAL-O-RING						
		1	6V-9746	1	SEAL-O-RING						
	22	1	148-8420	1	TEE AS						
		1	8T-6338	1	TEE-O-RING PORT						
		1	3K-0360	1	SEAL-O-RING						
		1	6V-8398	1	SEAL-O-RING						
	23	1	148-8455	2	UNION AS (EACH INCLUDES)						
		1	6V-8997	1	UNION						
		1	6V-9746	2	SEAL-O-RING						
	24	1	149-7738	1	CLIP						
	25	1	153-6237	2	ELBOW AS (EACH INCLUDES)						
		1	6V-9004	1	ELBOW						
		1	3D-2824	1	SEAL-O-RING						
		1	6V-9746	1	SEAL-O-RING						
	26	1	155-6345	1	UNION AS						
		1	6V-8740	1	UNION						
		1	5K-9090	1	SEAL-O-RING						
		1	6V-9746	1	SEAL-O-RING						
	27	1	164-5567	2	COUPLER AS-QUICK DISCONNECT (MALE) (EACH INCLUDES)						
		1	6V-3965	1	FITTING (QUICK DISCONNECT)						
		1	214-7568	1	SEAL-O-RING						
	28	1	165-4931	1	ELBOW AS						
		1	6V-8077	1	ELBOW						

# HYDRAULIC SYSTEM

	1	<b>3J-1907</b>	1	SEAL-O-RING
29	1	<b>1S-0996</b>	1	CLIP
30	1	<b>206-6413</b>	2	CLAMP-HALF
31	1	<b>207-4499</b>	1	PLATE-COVER
32	1	<b>2P-1293</b>	3	LOCKNUT (1-3/16-12-THD)
33	1	<b>336-6482</b>	2	CLIP
34	1	<b>336-6483</b>	3	CLIP
35	1	<b>4J-5267</b>	5	SEAL-O-RING
36	1	<b>5K-9090</b>	1	SEAL-O-RING
37	1	<b>5P-7462</b>	1	CLIP (SLOT)
38	1	<b>5P-7463</b>	1	CLIP (TAB)
39	1	<b>6V-0683</b>	1	GROMMET
40	1	<b>6V-8398</b>	1	SEAL-O-RING
41	1	<b>6V-9746</b>	1	SEAL-O-RING
42	1	<b>7X-0531</b>	3	WASHER-HARD (31X52.5X6-MM THK)
43	1	<b>7X-7729</b>	6	WASHER (11X25X3-MM THK)
44	1	<b>8C-3205</b>	8	FLANGE-HALF
45	1	<b>8T-1887</b>	2	CLIP (SLOT)
46	1	<b>8T-1888</b>	2	CLIP (TAB)
47	1	<b>8T-1897</b>	3	CLIP (SLOT)
48	1	<b>8T-1898</b>	3	CLIP (TAB)
49	1	<b>8T-4121</b>	28	WASHER-HARD (11X21X2.5-MM THK)
50	1	<b>8T-4133</b>	5	NUT (M10X1.5-THD)
51	1	<b>8T-4136</b>	10	BOLT (M10X1.5X25-MM)
52	1	<b>8T-4139</b>	1	BOLT (M12X1.75X30-MM)
53	1	<b>8T-4196</b>	11	BOLT (M10X1.5X35-MM)
54	1	<b>8T-4223</b>	1	WASHER-HARD (13.5X25.5X3-MM THK)
55	1	<b>8T-5005</b>	4	BOLT (M10X1.5X70-MM)
56	1	<b>8T-6869</b>	1	BOLT (M8X1.25X60-MM)
57	1	<b>8T-4186</b>	4	BOLT (M10X1.5X40-MM)

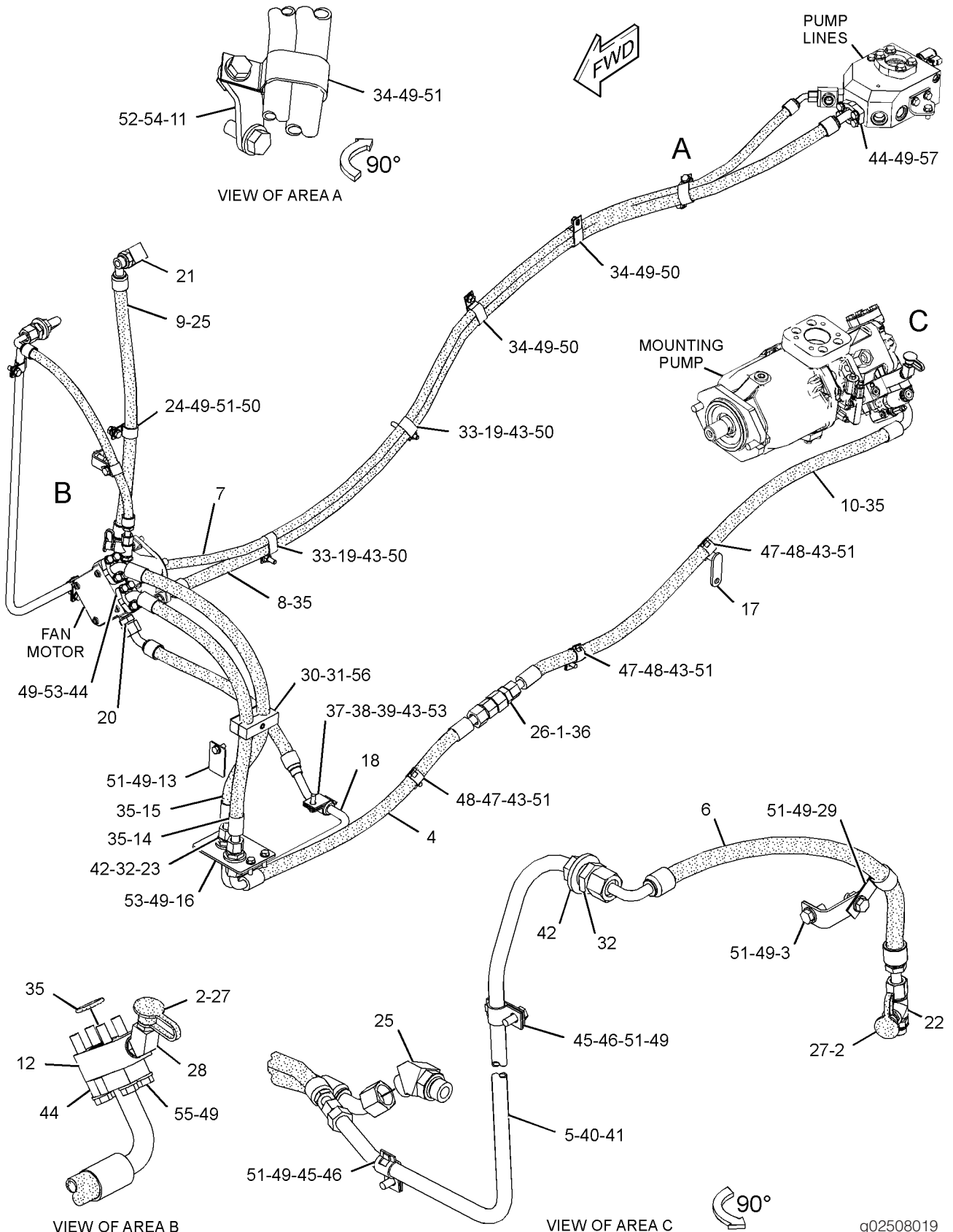
I-REFER TO HYDRAULIC INFORMATION SYSTEM  
M-METRIC PART



# HYDRAULIC SYSTEM

325-0065 LINES GP-HYDRAULIC FAN (contd.)

i04350669



g02508019

<END>

# HYDRAULIC SYSTEM

## 325-0066 LINES GP-LIFT CYLINDER

S/N: PLR1-UP

PART OF 324-3050 HYDRAULIC AR-2 VALVE

SMCS - 5057

SMCS - 5102

I04350733

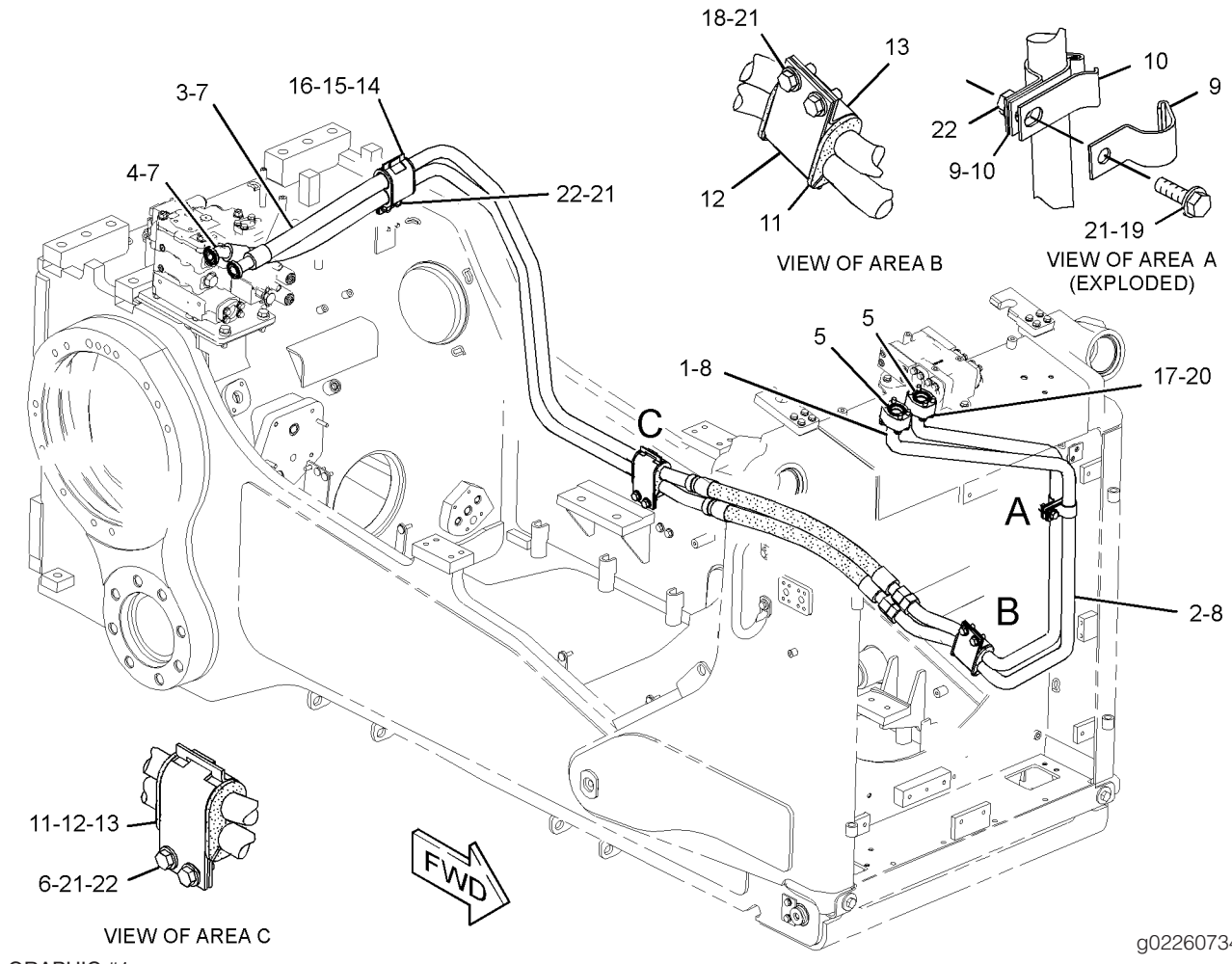
NOTE	REF NO	GRAPHIC REF	PART NUMBER	QTY	PART NAME						SEE PAGE	
					1	2	3	4	5	6 (PRODUCT LEVEL)		
	1	1	325-1605	1	TUBE AS							
	2	1	325-1606	1	TUBE AS							
	3	1	325-1703	1	HOSE AS							
	4	1	325-1704	1	HOSE AS							
	5	1	1P-3704	2	SEAL-RECTANGULAR							
	6	1	310-1945	2	STUD-TAPERLOCK							
	7	1	4J-0520	2	SEAL-O-RING							
	8	1	5K-9090	2	SEAL-O-RING							
	9	1	6K-4934	2	CLIP (SLOT)							
	10	1	6K-4935	2	CLIP (TAB)							
	11	1	7G-3832	2	GROMMET							
	12	1	7G-3833	2	CLIP (TAB)							
	13	1	7G-3834	2	CLIP (SLOT)							
	14	1	7G-5984	1	CLIP (TAB)							
	15	1	7G-5985	1	CLIP (SLOT)							
	16	1	278-6469	8T-3440	1	GROMMET						
	17	1	8T-4121	8	WASHER-HARD (11X21X2.5-MM THK)							
	18	1	8T-4139	2	BOLT (M12X1.75X30-MM)							
	19	1	8T-4183	1	BOLT (M12X1.75X40-MM)							
	20	1	8T-4185	8	BOLT (M10X1.5X50-MM)							
	21	1	8T-4223	8	WASHER-HARD (13.5X25.5X3-MM THK)							
	22	1	8T-4244	5	NUT (M12X1.75-THD)							

I-REFER TO HYDRAULIC INFORMATION SYSTEM  
M-METRIC PART

# HYDRAULIC SYSTEM

325-0066 LINES GP-LIFT CYLINDER (contd.)

i04350733



VIEW OF AREA C  
GRAPHIC #1

g02260734

<END>

# HYDRAULIC SYSTEM

## 325-0067 LINES GP-PILOT

S/N: PLR1-UP

PART OF 324-3050 HYDRAULIC AR-2 VALVE

SMCS - 5057

I04156032

NOTE	REF NO	GRAPHIC REF	PART NUMBER	QTY	PART NAME						SEE PAGE
					1	2	3	4	5	6 (PRODUCT LEVEL)	
	1	1, 2	5I-4376	2	FITTING						
	2	1, 2	6V-0852	2	CAP-DUST						
	3	2	8C-3451	1	CAP-DUST						
	4	1	126-0814	1	FITTING AS (SWIVEL)						
		1	6V-0852	1	CAP-DUST						
	5	1	150-4027	1	TEE AS						
		1	3E-2310	1	TEE						
		1	3J-1907	1	SEAL-O-RING						
		1	6V-8397	1	SEAL-O-RING						
Y	6	1	200-0750	1	ACCUMULATOR GP-PILOT OIL (CHARGED)						462
	7	1	226-3492	1	BRACKET AS						
		1	8T-3490	1	NUT-WELD (M10X1.5-THD)						
Y	8	1	226-4751	1	MANIFOLD GP-CONTROL (IMPLEMENT PILOT PRESSURE)						482
	9	2	325-1573	1	TUBE AS						
	10	2	325-1574	1	TUBE AS						
	11	1	325-1579	1	PLATE						
	12	1	325-1615	1	HOSE AS						
	13	1	325-1697	1	HOSE AS						
	14	1	334-5261	1	FILTER GP-OIL (IMPLEMENT PILOT)						
		1	2M-9780	1	SEAL-O-RING						
		1	9S-8006	1	PLUG-O-RING						
		1	103-8236	1	RING						
		1	126-1813	1	FILTER-OIL (ULTRA HIGH EFFICIENCY)						
	15	1	336-0196	1	HOSE AS						
	16	2	346-9571	1	TUBE AS						
	17	1	365-0051	1	BRACKET						
	18	1	148-8309	1	ADAPTER AS						
		1	2P-8421	1	ADAPTER-O-RING						
		1	3D-2824	1	SEAL-O-RING						
	19	1, 2	148-8318	4	CONNECTOR AS (EACH INCLUDES)						
		1, 2	3K-0360	1	SEAL-O-RING						
		1, 2	6V-8397	1	SEAL-O-RING						
		1, 2	6V-8634	1	CONNECTOR						
	20	1	148-8326	2	CONNECTOR AS (EACH INCLUDES)						
		1	3J-7354	1	SEAL-O-RING						
		1	6V-8397	1	SEAL-O-RING						
		1	6V-9872	1	CONNECTOR						
	21	1, 2	148-8336	2	CONNECTOR AS (EACH INCLUDES)						
		1, 2	3J-1907	1	SEAL-O-RING						
		1, 2	6V-8397	1	SEAL-O-RING						
		1, 2	6V-8636	1	CONNECTOR						
	22	2	148-8367	2	ELBOW AS (EACH INCLUDES)						
		2	6V-8397	1	SEAL-O-RING						
		2	6V-9850	1	ELBOW						
	23	2	148-8377	1	ELBOW AS						
		2	6V-8397	1	SEAL-O-RING						
		2	6V-8980	1	ELBOW						
	24	1	148-8378	2	ELBOW AS (EACH INCLUDES)						
		1	3J-1907	1	SEAL-O-RING						

# HYDRAULIC SYSTEM

	1	<b>6V-8397</b>	1	SEAL-O-RING
	1	<b>6V-8724</b>	1	ELBOW
25	1	<i>148-8433</i>	1	TEE AS
	1	<b>6V-8397</b>	2	SEAL-O-RING
	1	<b>6V-9836</b>	1	TEE-SWIVEL
26	1	<i>148-8439</i>	1	TEE AS
	1	<b>3J-1907</b>	1	SEAL-O-RING
	1	<b>6V-8397</b>	2	SEAL-O-RING
	1	<b>6V-8774</b>	1	TEE
27	1	<i>155-7321</i>	1	ADAPTER AS
	1	<b>3D-2824</b>	1	SEAL-O-RING
	1	<b>6V-1722</b>	1	ADAPTER-O-RING
28	1	<b>164-4226</b>	1	CLIP
29	1, 2	<i>164-5567</i>	2	COUPLER AS-QUICK DISCONNECT (MALE) (EACH INCLUDES)
	1, 2	<b>6V-3965</b>	1	FITTING (QUICK DISCONNECT)
	1, 2	<b>214-7568</b>	1	SEAL-O-RING
30	2	<i>164-5590</i>	1	VALVE AS-FLUID SAMPLING
	2	<b>3J-7354</b>	1	SEAL-O-RING
	2	<b>8C-3446</b>	1	VALVE-FLUID SAMPLING
31	2	<i>169-5862</i>	1	ELBOW AS
	2	<b>3J-1907</b>	1	SEAL-O-RING
	2	<b>8C-6712</b>	1	ELBOW
32	2	<b>2H-3922</b>	2	LOCKWASHER
33	1	<b>3D-2824</b>	1	SEAL-O-RING
34	1	<b>4S-1936</b>	2	CLIP
35	1	<b>5G-3676</b>	4	GROMMET
36	1	<b>5P-1076</b>	3	WASHER-HARD (13.5X30X4-MM THK)
37	2	<b>6V-9168</b>	1	NUT (11/16-16-THD)
38	1	<b>7X-2535</b>	2	BOLT (M6X1X60-MM)
39	1	<b>7X-7729</b>	2	WASHER (11X25X3-MM THK)
40	1	<b>8T-1889</b>	4	CLIP (SLOT)
41	1	<b>8T-1890</b>	4	CLIP (TAB)
42	1	<b>8T-4121</b>	3	WASHER-HARD (11X21X2.5-MM THK)
43	1	<b>8T-4136</b>	4	BOLT (M10X1.5X25-MM)
44	1	<b>8T-4139</b>	2	BOLT (M12X1.75X30-MM)
B	45	<b>8T-4179</b>	1	BOLT (M12X1.75X20-MM)
	46	<b>8T-4189</b>	4	BOLT (M8X1.25X20-MM)
	47	<b>8T-4196</b>	1	BOLT (M10X1.5X35-MM)
48	1	<b>8T-4224</b>	5	WASHER-HARD (8.8X16X2-MM THK)
49	1	<b>8T-4908</b>	1	BOLT (M8X1.25X25-MM)
50	1	<b>9X-8256</b>	2	WASHER (6.6X12X2-MM THK)
B	51	<b>217-3021</b>	1	SPACER (14X28.6.61-MM THK)
B	52	<b>8T-6868</b>	1	BOLT (M12X1.75X80-MM)

B-USE AS REQUIRED

I-REFER TO HYDRAULIC INFORMATION SYSTEM

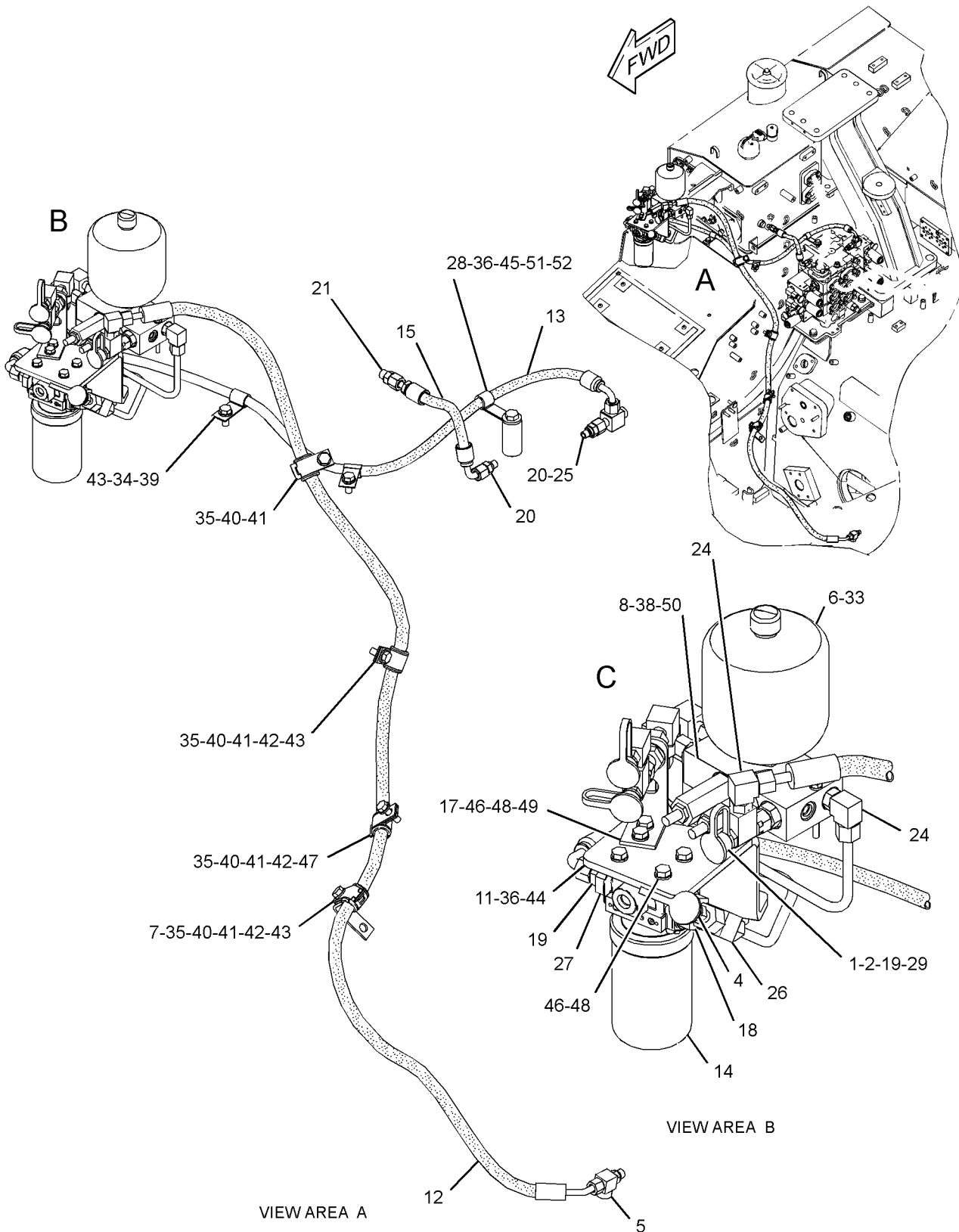
M-METRIC PART

Y-SEPARATE ILLUSTRATION

# HYDRAULIC SYSTEM

325-0067 LINES GP-PILOT (contd.)

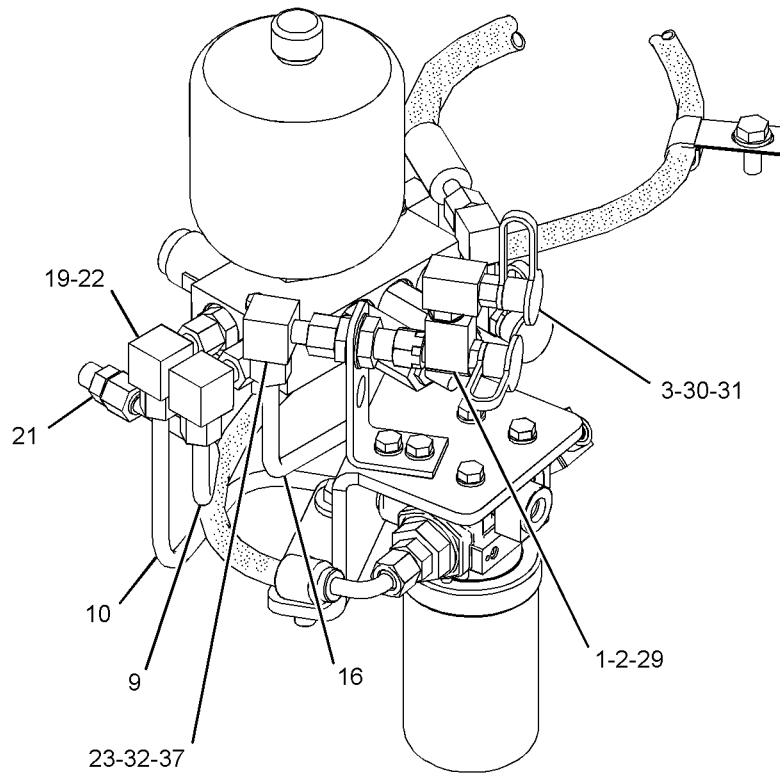
i04156032



GRAPHIC #1

g02279475

# HYDRAULIC SYSTEM



90° VIEW AREA C

g02277100

GRAPHIC #1

<END>

# HYDRAULIC SYSTEM

## 325-0068 LINES GP-PUMP

S/N: PLR1-UP

PART OF 324-3050 HYDRAULIC AR-2 VALVE

SMCS - 5057

I04156148

NOTE	REF NO	GRAPHIC REF	PART NUMBER	QTY	PART NAME						SEE PAGE
					1	2	3	4	5	6 (PRODUCT LEVEL)	
	1	1	6V-0852	1	CAP-DUST						
	2	1	8J-9990	1	PLUG-ORIFICE						
	3	1	8T-4985	4	CLAMP-HOSE						
	4	1	069-0791	2	SPRING						
	5	1	126-0814	1	FITTING AS (SWIVEL)						
		1	6V-0852	1	CAP-DUST						
	6	1	132-2453	1	UNION						
	7	1	245-9702	1	FLANGE-SPACER						
	8	1	297-7913	1	ELBOW AS						
		1	6V-8400	1	SEAL-O-RING						
		1	7M-8485	1	SEAL-O-RING						
		1	152-9840	1	ELBOW						
	9	1	325-1618	1	PLATE AS						
	10	1	325-1619	1	HOSE AS						
	11	1	325-1622	1	HOSE AS						
	12	1	325-1624	1	TUBE AS						
	13	1	325-1645	1	HOSE AS						
	14	1	325-1646	1	HOSE AS						
	15	1	325-1648	1	HOSE AS						
	16	1	325-1649	1	HOSE AS						
	17	1	325-1650	1	HOSE AS						
Y	18	1	325-1699	1	MANIFOLD GP-CONTROL (IMPLEMENT, STEERING)						483
	19	1	325-1709	1	ELBOW						
	20	1	325-1710	1	ADAPTER						
	21	1	325-1712	1	PLATE						
	22	1	325-1713	1	CLAMP						
	23	1	325-1715	1	HOSE AS						
	24	1	343-8843	1	BRACKET AS						
		1	136-1122	1	BUSHING						
	25	1	348-3693	1	HOSE AS						
	26	1	348-8930	1	HOSE						
	27	1	349-0565	1	TUBE AS						
	28	1	353-5091	1	ADAPTER AS						
		1	3K-0360	1	SEAL-O-RING						
		1	7I-1036	1	COUPLING AS						
	29	1	362-6436	1	SPACER						
	30	1	362-8124	1	BRACKET						
	31	1	109-3001	1	STUD-TAPERLOCK (M10X1.5X65-MM)						
	32	1	148-8313	1	ADAPTER AS						
		1	3K-0360	1	SEAL-O-RING						
		1	5P-6944	1	ADAPTER						
	33	1	148-8326	2	CONNECTOR AS (EACH INCLUDES)						
		1	3J-7354	1	SEAL-O-RING						
		1	6V-8397	1	SEAL-O-RING						
		1	6V-9872	1	CONNECTOR						
	34	1	148-8327	1	CONNECTOR AS						
		1	3D-2824	1	SEAL-O-RING						
		1	6V-8637	1	CONNECTOR						
		1	6V-9746	1	SEAL-O-RING						
	35	1	148-8336	1	CONNECTOR AS						
		1	3J-1907	1	SEAL-O-RING						
		1	6V-8397	11	SEAL-O-RING						



# HYDRAULIC SYSTEM

	1	<b>6V-8636</b>	1	CONNECTOR
36	1	<i>148-8353</i>	1	ELBOW AS
	1	<b>3J-1907</b>	1	SEAL-O-RING
	1	<b>6V-8397</b>	1	SEAL-O-RING
	1	<b>6V-9001</b>	1	ELBOW
37	1	<i>148-8371</i>	1	ELBOW AS
	1	<b>6V-8397</b>	1	SEAL-O-RING
	1	<b>8C-8988</b>	1	ELBOW
38	1	<i>148-8378</i>	1	ELBOW AS
	1	<b>3J-1907</b>	1	SEAL-O-RING
	1	<b>6V-8397</b>	1	SEAL-O-RING
	1	<b>6V-8724</b>	1	ELBOW
39	1	<i>148-8388</i>	1	ELBOW AS
	1	<b>2M-9780</b>	1	SEAL-O-RING
	1	<b>6V-8629</b>	1	ELBOW
	1	<b>6V-9746</b>	1	SEAL-O-RING
40	1	<i>148-8407</i>	1	PLUG AS
	1	<b>3J-1907</b>	1	SEAL-O-RING
	1	<b>9S-4191</b>	1	PLUG-O-RING
41	1	<i>148-8451</i>	1	TEE AS
	1	<b>6V-8791</b>	1	TEE-FACE SEAL
	1	<b>6V-9746</b>	3	SEAL-O-RING
42	1	<i>153-6246</i>	1	TEE AS
	1	<b>6V-8397</b>	3	SEAL-O-RING
	1	<b>7X-0820</b>	1	TEE
43	1	<i>164-5567</i>	1	COUPLER AS-QUICK DISCONNECT (MALE)
	1	<b>6V-3965</b>	1	FITTING (QUICK DISCONNECT)
	1	<b>214-7568</b>	1	SEAL-O-RING
44	1	<i>164-9869</i>	1	CONNECTOR AS
	1	<b>3J-1907</b>	1	SEAL-O-RING
	1	<b>6V-8397</b>	1	SEAL-O-RING
	1	<b>9X-2297</b>	1	CONNECTOR
45	1	<i>171-6723</i>	1	ELBOW AS
	1	<b>6V-9746</b>	1	SEAL-O-RING
	1	<b>8T-8899</b>	1	ELBOW
46	1	<b>1P-4578</b>	4	FLANGE-HALF
47	1	<b>1P-4579</b>	2	FLANGE-HALF
48	1	<i>241-6215</i>	2	ELBOW AS (EACH INCLUDES)
	1	<b>3J-1907</b>	1	SEAL-O-RING
	1	<b>6V-8076</b>	1	ELBOW
49	1	<i>268-1621</i>	1	FITTING AS
	1	<b>3D-2824</b>	1	SEAL-O-RING
	1	<b>6V-9746</b>	1	SEAL-O-RING
	1	<b>124-1212</b>	1	FITTING
50	1	<i>297-7937</i>	1	TEE AS
	1	<b>3D-2824</b>	1	SEAL-O-RING
	1	<b>6V-8398</b>	1	SEAL-O-RING
	1	<b>6V-9746</b>	1	SEAL-O-RING
	1	<b>297-7936</b>	1	TEE
51	1	<b>3J-1907</b>	1	SEAL-O-RING
52	1	<b>4J-0520</b>	1	SEAL-O-RING
53	1	<b>4J-0522</b>	2	SEAL-O-RING
54	1	<b>4J-0524</b>	2	SEAL-O-RING
55	1	<b>4J-5573</b>	1	SEAL-O-RING
56	1	<b>5G-3676</b>	1	GROMMET
57	1	<b>5P-1075</b>	3	WASHER-HARD (10.2X22.5X3-MM THK)
58	1	<b>5P-1076</b>	1	WASHER-HARD (13.5X30X4-MM THK)
59	1	<b>5P-7462</b>	3	CLIP (SLOT)
60	1	<b>5P-7463</b>	3	CLIP (TAB)
61	1	<b>5P-7468</b>	3	CLIP (SLOT)

# HYDRAULIC SYSTEM

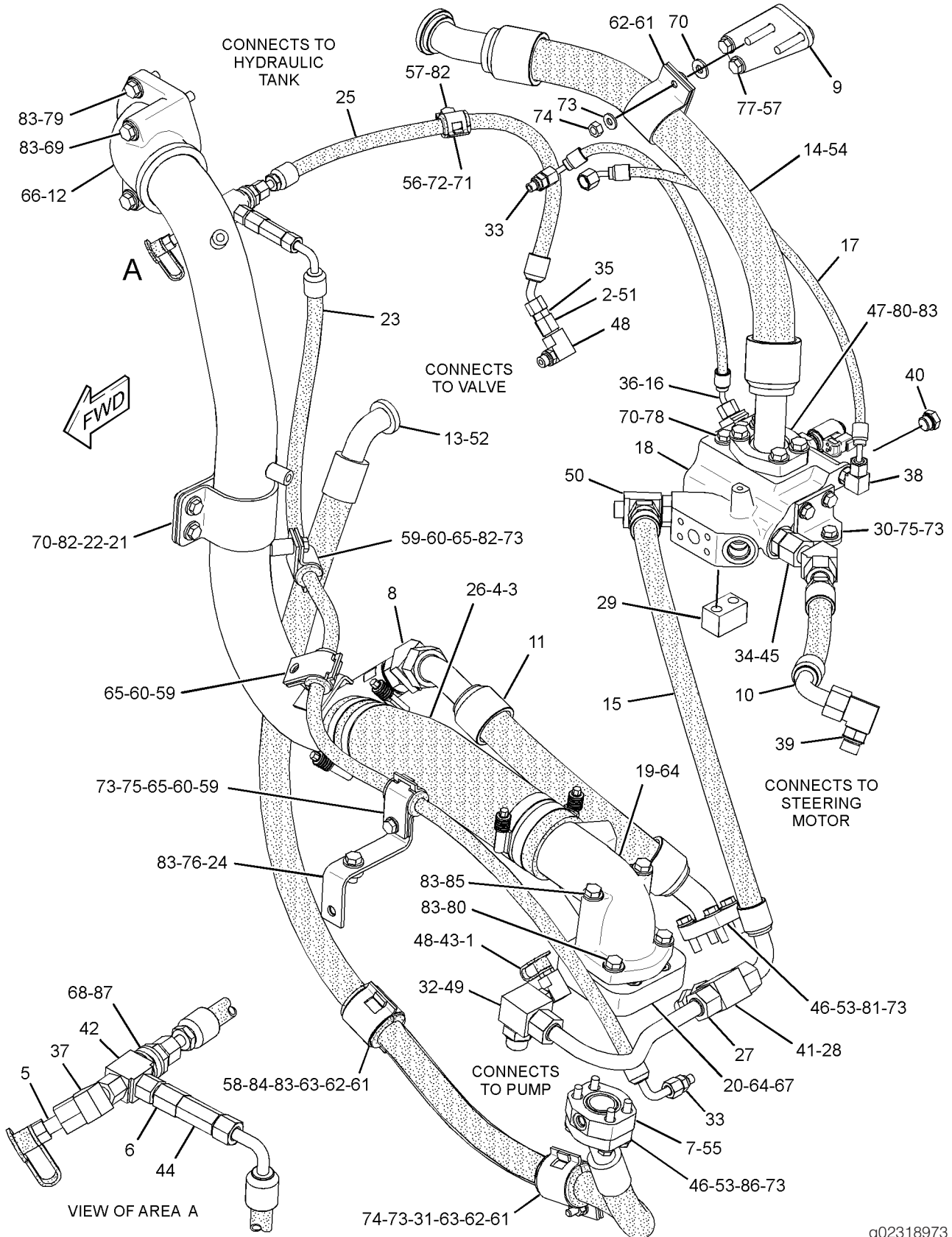
62	1	5P-7469	3	CLIP (TAB)
63	1	5P-8444	2	GROMMET
64	1	6J-2680	2	SEAL-O-RING
65	1	6V-0683	3	GROMMET
66	1	6V-6707	1	SEAL-O-RING
67	1	6V-8200	4	BOLT-SOCKET HEAD (M12X1.75X35-MM)
68	1	6V-9168	1	NUT (11/16-16-THD)
69	1	7X-2550	2	BOLT (M12X1.75X110-MM)
70	1	7X-7729	7	WASHER (11X25X3-MM THK)
71	1	8T-1889	1	CLIP (SLOT)
72	1	8T-1890	1	CLIP (TAB)
73	1	8T-4121	15	WASHER-HARD (11X21X2.5-MM THK)
74	1	8T-4133	2	NUT (M10X1.5-THD)
75	1	8T-4136	4	BOLT (M10X1.5X25-MM)
76	1	8T-4139	1	BOLT (M12X1.75X30-MM)
77	1	8T-4172	2	BOLT (M10X1.5X80-MM)
78	1	8T-4178	2	BOLT (M10X1.5X90-MM)
79	1	8T-4183	2	BOLT (M12X1.75X40-MM)
80	1	8T-4184	6	BOLT (M12X1.75X45-MM)
81	1	8T-4186	4	BOLT (M10X1.5X40-MM)
82	1	8T-4195	6	BOLT (M10X1.5X30-MM)
83	1	8T-4223	14	WASHER-HARD (13.5X25.5X3-MM THK)
84	1	8T-4244	1	NUT (M12X1.75-THD)
85	1	8T-5041	2	BOLT (M12X1.75X120-MM)
86	1	8T-6466	4	BOLT (M10X1.5X60-MM)
87	1	9X-8268	2	WASHER (17.5X30X3.5-MM THK)

I-REFER TO HYDRAULIC INFORMATION SYSTEM  
M-METRIC PART  
Y-SEPARATE ILLUSTRATION

# HYDRAULIC SYSTEM

325-0068 LINES GP-PUMP (contd.)

i04156148



g02318973

GRAPHIC #1

<END>

# HYDRAULIC SYSTEM

## 325-0070 LINES GP-TILT CYLINDER

S/N: PLR1-UP

PART OF 324-3050 HYDRAULIC AR-2 VALVE

SMCS - 5057

SMCS - 5104

I04408970

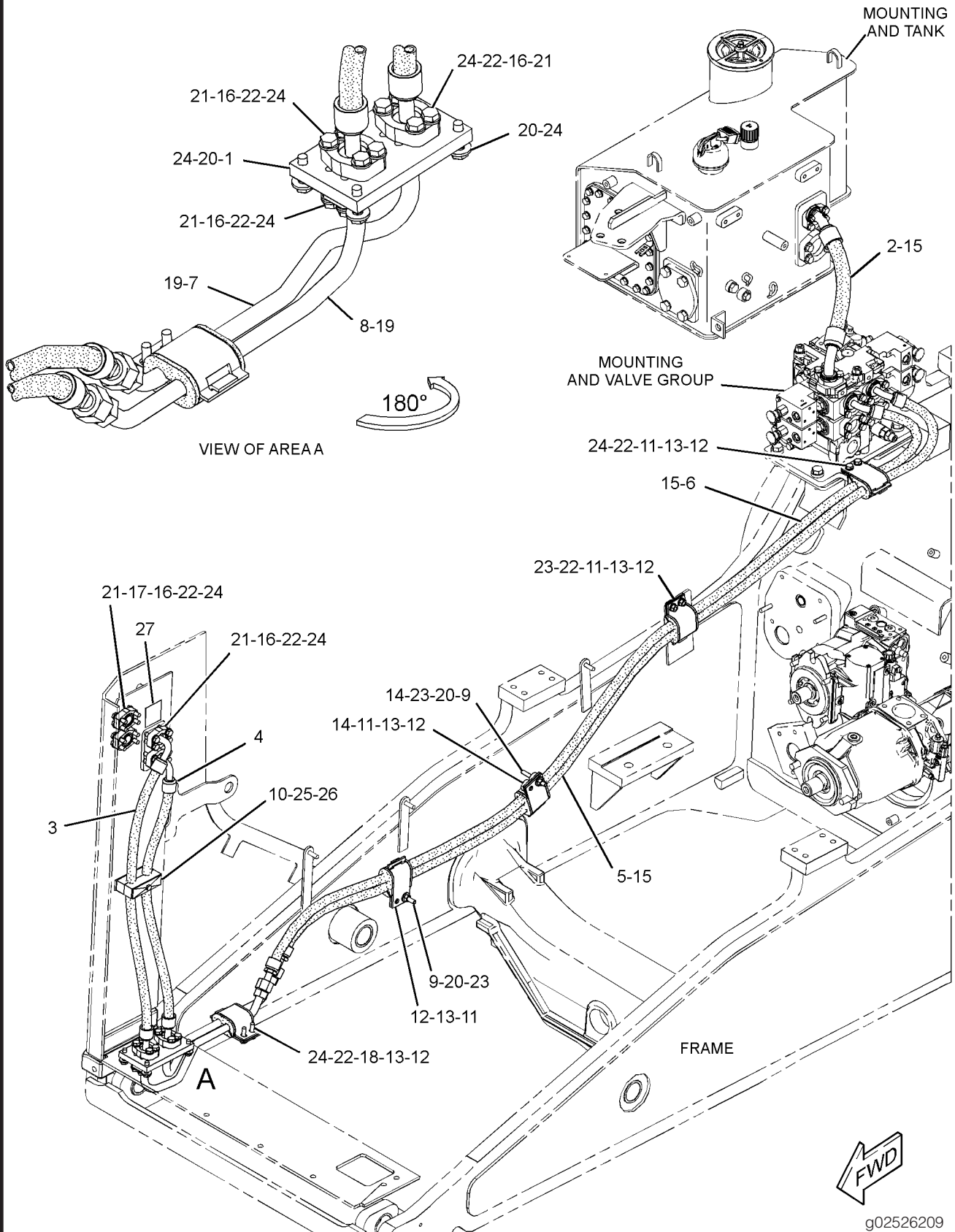
NOTE	REF NO	GRAPHIC REF	PART NUMBER	QTY	PART NAME						SEE PAGE
					1	2	3	4	5	6 (PRODUCT LEVEL)	
	1	1	217-6887	1	MANIFOLD						
	2	1	325-1614	1	HOSE AS						
	3	1	325-1626	1	HOSE AS						
	4	1	325-1627	1	HOSE AS						
	5	1	325-1628	1	HOSE AS						
	6	1	325-1629	1	HOSE AS						
	7	1	325-1630	1	TUBE AS						
	8	1	325-1631	1	TUBE AS						
	9	1	116-3715	2	STUD-TAPERLOCK (M10X1.5X85-MM)						
	10	1	207-4499	1	PLATE-COVER						
	11	1	3G-8047	4	GROMMET						
	12	1	3G-8054	5	CLIP (TAB)						
	13	1	3G-8057	5	CLIP (SLOT)						
	14	1	3W-2647	2	SPACER (13.5X30X10-MM THK)						
	15	1	4J-0520	4	SEAL-O-RING						
	16	1	4J-5267	8	SEAL-O-RING						
	17	1	5H-4018	2	COVER						
	18	1	6V-0974	1	GROMMET						
	19	1	6V-9746	2	SEAL-O-RING						
	20	1	7X-7729	6	WASHER (11X25X3-MM THK)						
	21	1	8C-3205	16	FLANGE-HALF						
	22	1	8T-4121	46	WASHER-HARD (11X21X2.5-MM THK)						
	23	1	8T-4133	4	NUT (M10X1.5-THD)						
	24	1	8T-4196	40	BOLT (M10X1.5X35-MM)						
	25	1	8T-6870	1	BOLT (M8X1.25X70-MM)						
	26	1	9C-0995	2	CLAMP						
	27	1	332-6002	1	FILM-INSTRUCTION (TILT LINES)						

I-REFER TO HYDRAULIC INFORMATION SYSTEM  
M-METRIC PART

# HYDRAULIC SYSTEM

325-0070 LINES GP-TILT CYLINDER (contd.)

i04408970



GRAPHIC #1

g02526209

<END>

# HYDRAULIC SYSTEM

## 226-4751 MANIFOLD GP-CONTROL

S/N: PLR1-UP

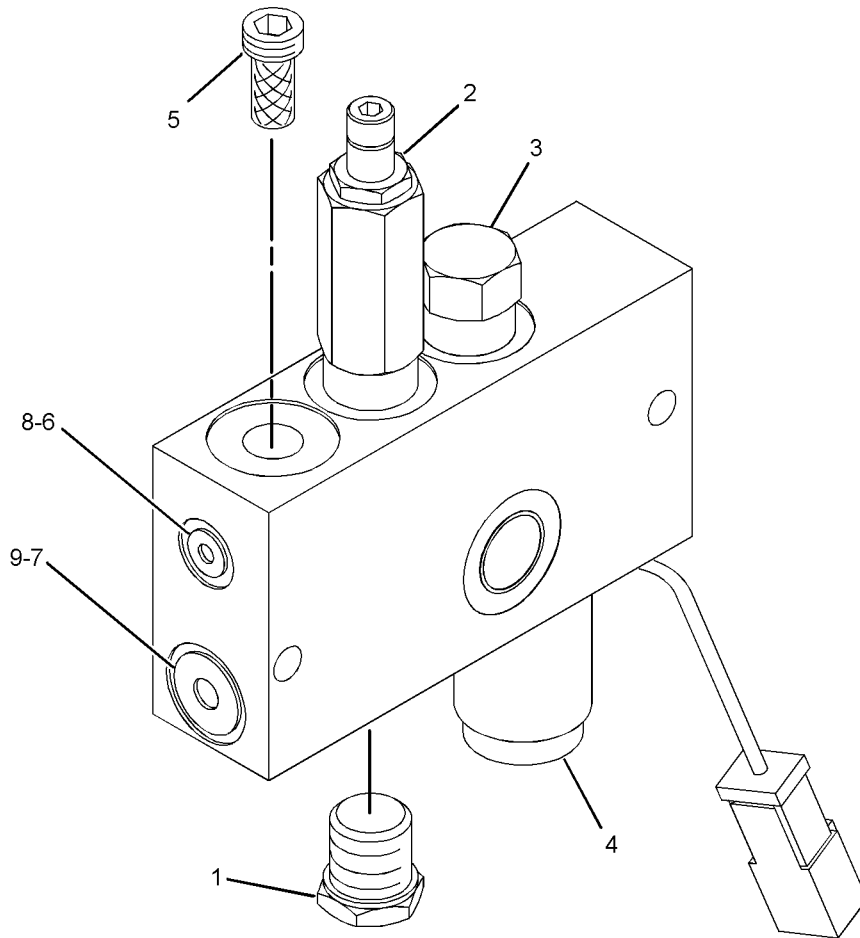
PART OF 325-0067 LINES GP-PILOT

SMCS - 5264

I03862521

NOTE	REF NO	GRAPHIC REF	PART NUMBER	QTY	PART NAME						SEE PAGE
					1	2	3	4	5	6 (PRODUCT LEVEL)	
Y	1	1	158-9956	1	VALVE GP-CHECK (PILOT PRESSURE SUPPLY)						507
Y	2	1	170-3357	1	VALVE GP-PRESSURE REDUCING (IMPLEMENT PILOT OIL)						512
Y	3	1	225-8026	1	VALVE GP-RELIEF (IMPLEMENT PILOT OIL)						519
Y	4	1	201-0950	1	VALVE GP-SOLENOID (HYDRAULIC LOCKOUT)						521
	5	1	6E-5066	1	SCREEN (IMPLEMENT PILOT OIL)						
	6	1	9S-8002	1	PLUG-O-RING						
	7	1	9S-8004	1	PLUG-O-RING						
	8	1	3J-7354	1	SEAL-O-RING						
	9	1	3J-1907	1	SEAL-O-RING						

Y-SEPARATE ILLUSTRATION



g01205803

GRAPHIC #1

<END>

# HYDRAULIC SYSTEM

## 325-1699 MANIFOLD GP-CONTROL

S/N: PLR1-UP

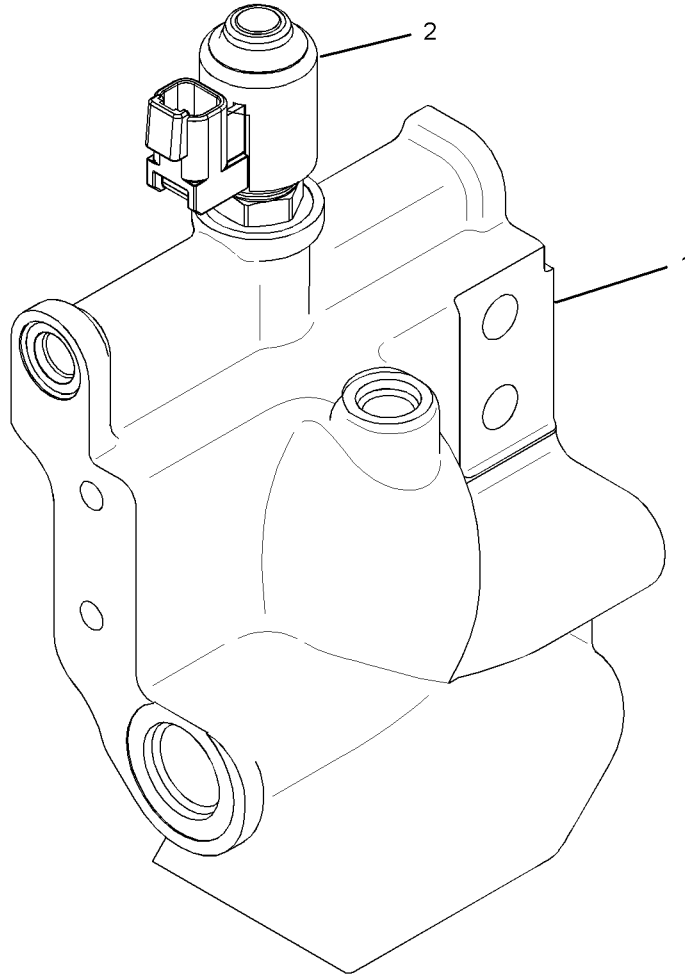
PART OF 325-0068 LINES GP-PUMP

SMCS - 5264

I04156153

NOTE	REF NO	GRAPHIC REF	PART NUMBER	QTY	PART NAME						SEE PAGE
					1	2	3	4	5	6 (PRODUCT LEVEL)	
	1	1	360-9702	1	MANIFOLD						
Y 522	2	1	329-5064	1	VALVE GP-SOLENOID (24-VOLT) (STEERING LOAD SENSE PRESSURE)						
F			362-6436	1	SPACER						
F			362-8124	1	BRACKET						
F			3J-1907	1	SEAL-O-RING						
F			7X-7729	2	WASHER (11X25X3-MM THK)						
F			8T-4178	2	BOLT (M10X1.5X90-MM)						
F			9S-4191	1	PLUG-O-RING						

F-NOT SHOWN  
M-METRIC PART  
Y-SEPARATE ILLUSTRATION



GRAPHIC #1

g02280936

<END>

# HYDRAULIC SYSTEM

## 327-5389 MANIFOLD GP-VALVE

S/N: PLR1-UP

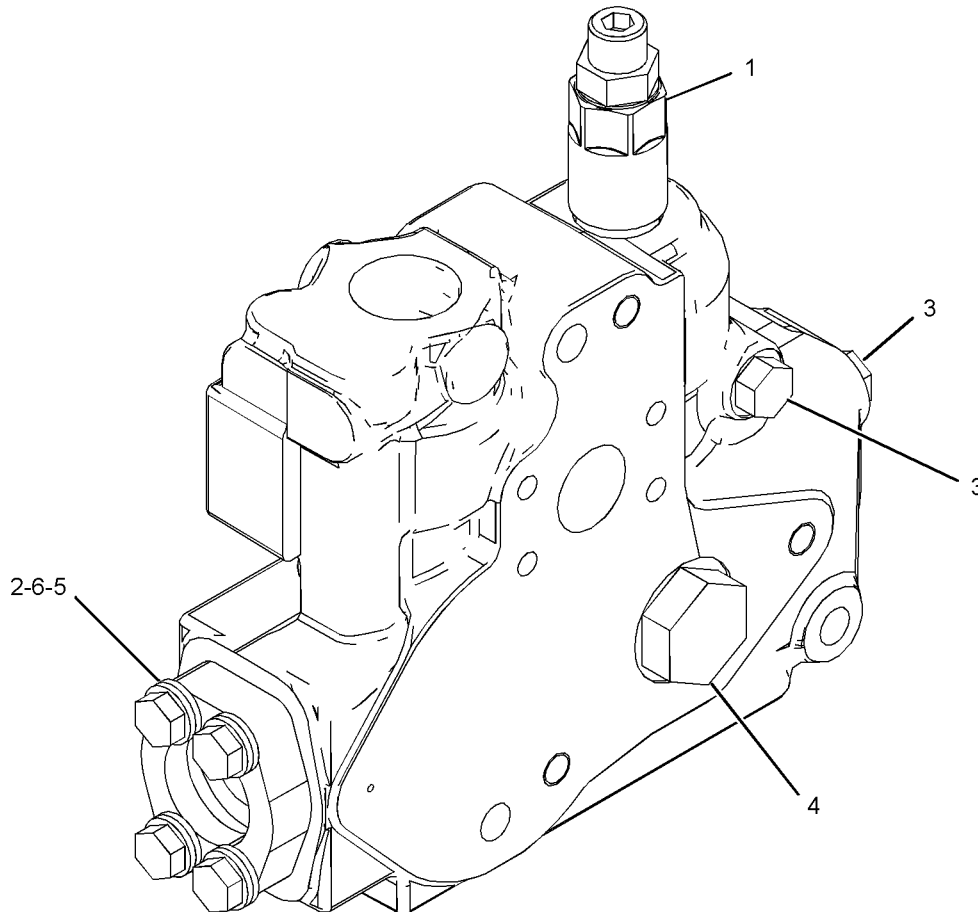
PART OF 327-0858 VALVE GP-BANK 2

SMCS - 5264

I04154429

NOTE	REF NO	GRAPHIC REF	PART NUMBER	QTY	PART NAME						SEE PAGE
					1	2	3	4	5	6 (PRODUCT LEVEL)	
Y	1	1	4T-4932	1	VALVE GP-RELIEF (MAIN)						518
	2	1	8T-4196	4	BOLT (M10X1.5X35-MM)						
	3	1	148-8407	2	PLUG AS (EACH INCLUDES)						
		1	9S-4191	1	PLUG-O-RING						
		1	3J-1907	1	SEAL-O-RING						
	4	1	207-7899	1	PLUG AS						
		1	9S-4188	1	PLUG						
		1	4K-1388	1	SEAL-O-RING						
	5	1	8C-3206	2	FLANGE-HALF						
6	1	8T-4121	8	WASHER-HARD (11X21X2.5-MM THK)							

M-METRIC PART  
Y-SEPARATE ILLUSTRATION



g02285214

GRAPHIC #1

<END>



# HYDRAULIC SYSTEM

## 325-0078 MOTOR & MOUNTING GP-HYDRAULIC FAN

S/N: PLR1-UP

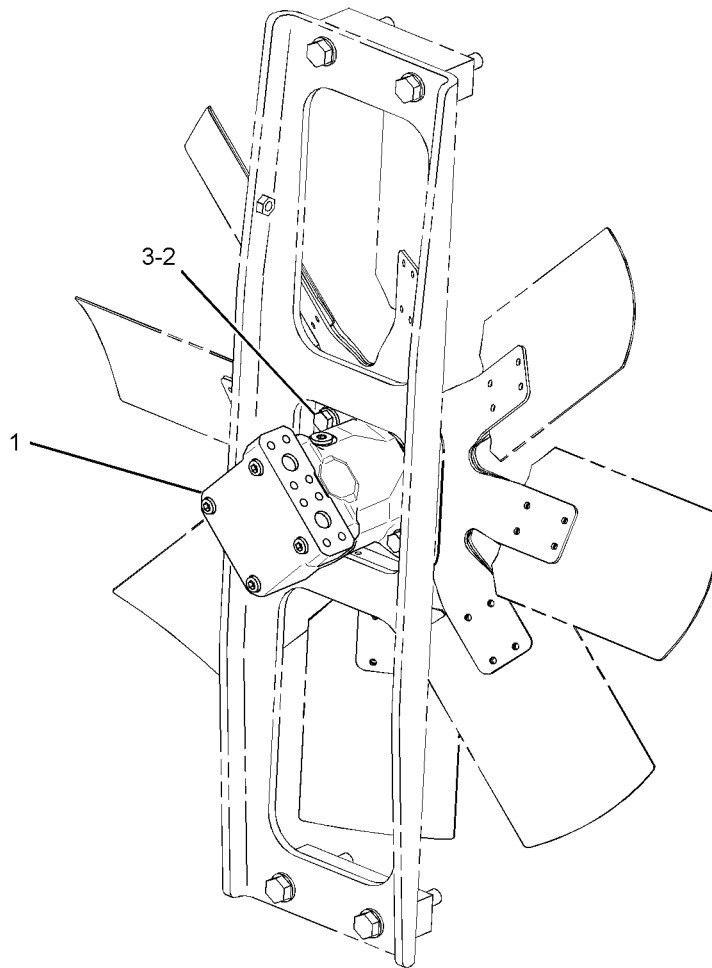
PART OF 324-3050 HYDRAULIC AR-2 VALVE

SMCS - 5082

104156064

NOTE	REF NO	GRAPHIC REF	PART NUMBER	QTY	PART NAME						SEE PAGE
					1	2	3	4	5	6 (PRODUCT LEVEL)	
Y	1	1	340-2123	1	MOTOR GP-PISTON (HYDRAULIC FAN)						486
	2	1	8T-4183	2	BOLT (M12X1.75X40-MM)						
	3	1	8T-4223	2	WASHER-HARD (13.5X25.5X3-MM THK)						

M-METRIC PART  
Y-SEPARATE ILLUSTRATION



g02280694

GRAPHIC #1

<END>

# HYDRAULIC SYSTEM

## 340-2123 MOTOR GP-PISTON-HYDRAULIC FAN

S/N: PLR1-UP

PART OF 325-0078 MOTOR & MOUNTING GP

SMCS - 5058

I04009133

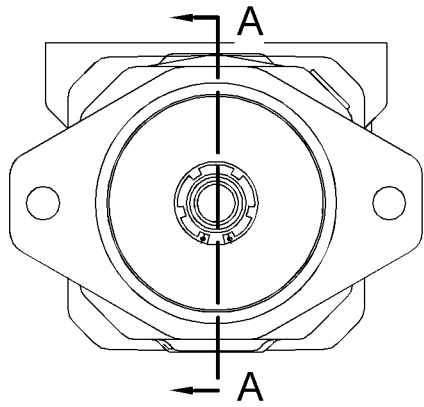
NOTE	REF NO	GRAPHIC REF	PART NUMBER	QTY	PART NAME						SEE PAGE
					1	2	3	4	5	6 (PRODUCT LEVEL)	
	1	1	8T-9597	1	RING-RETAINING						
	2	1	185-0303	1	SEAL-OIL						
	3	1	155-9122	1	SWASHPLATE						
Y	4	1	233-2530	1	ROTATING GP-MOTOR (HYDRAULIC FAN)						496
	5	1	231-4707	1	SEAL-O-RING						
	6	1	8T-0341	4	BOLT-SOCKET HEAD (M10X1.5X60-MM)						
	7	1	9X-8979	1	DOWEL						
	8	1	191-7583	1	BEARING AS-ROLLER						
	9	1	191-7582	1	SHIM (2.5-MM THK)						
	10	1	101-2862	2	DOWEL						
	11	1	9S-8005	1	PLUG-O-RING						
	12	1	155-9125	1	BEARING AS-ROLLER						
	13	1	340-2126	1	SHAFT-DRIVE						
	14	1	194-9473	1	RING						
	15	1	3K-0360	1	SEAL-O-RING						
	16	1	197-2471	1	PLUG AS						
	16A	1	197-2472	1	SEAL						
	17	1	295-9555	1	SLEEVE						
	18	1	197-2474	1	VALVE AS						

M-METRIC PART  
Y-SEPARATE ILLUSTRATION

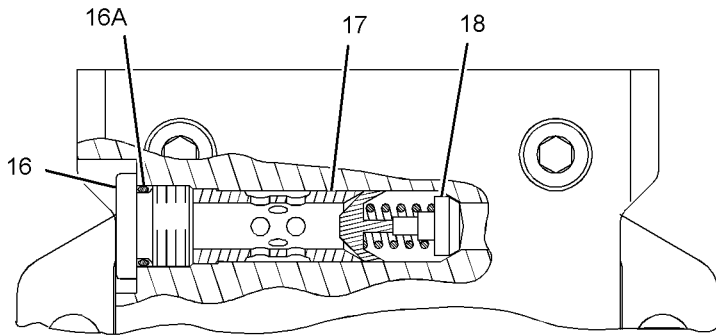
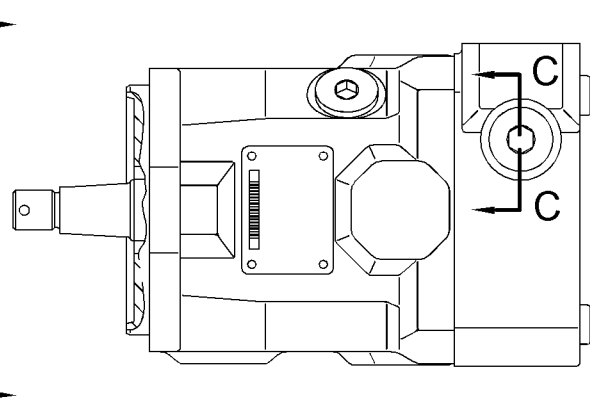
# HYDRAULIC SYSTEM

340-2123 MOTOR GP-PISTON-HYDRAULIC FAN (contd.)

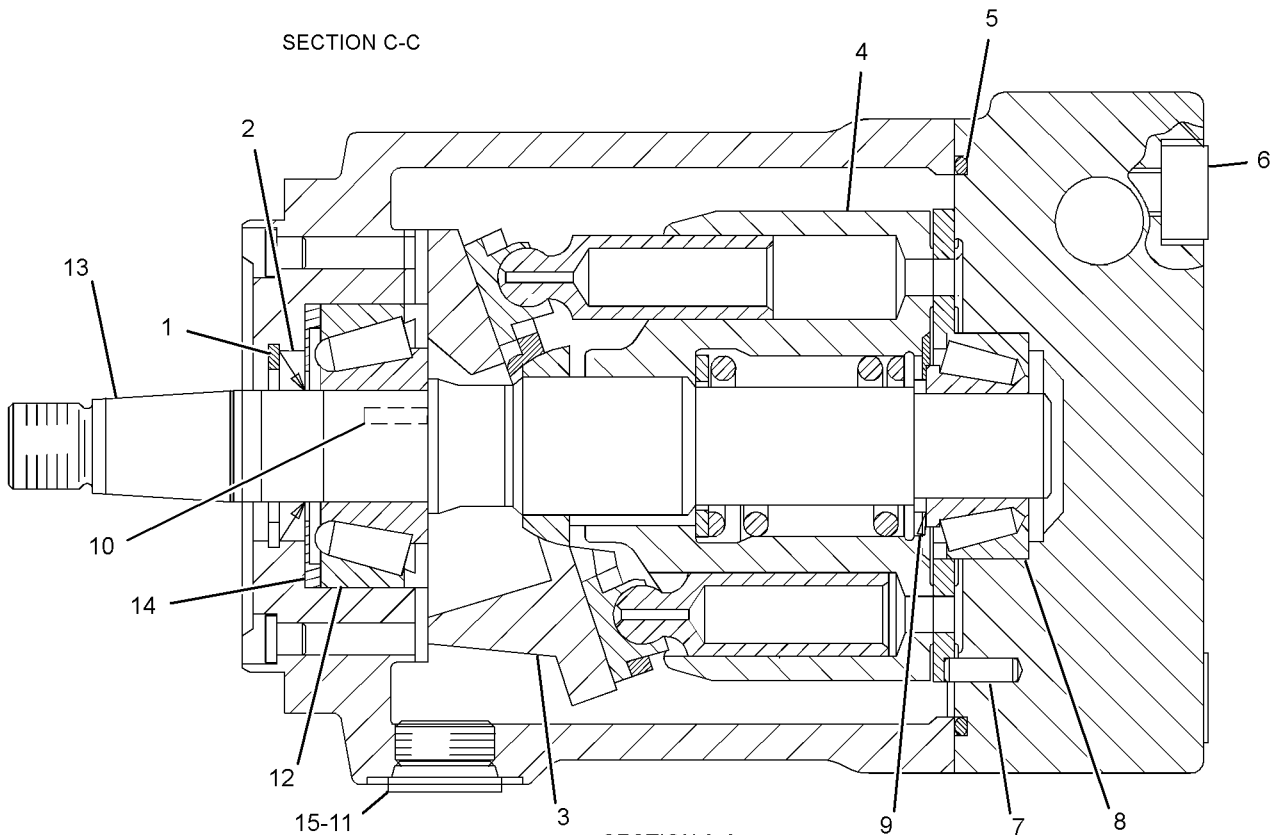
i04009133



VIEW B-B



SECTION C-C



SECTION A-A

g02271860

GRAPHIC #1

<END>

# HYDRAULIC SYSTEM

## 343-1383 MOUNTING GP-CYLINDER

S/N: PLR1-UP

PART OF 324-3020 CHASSIS AR

SMCS - 7562

I04020780

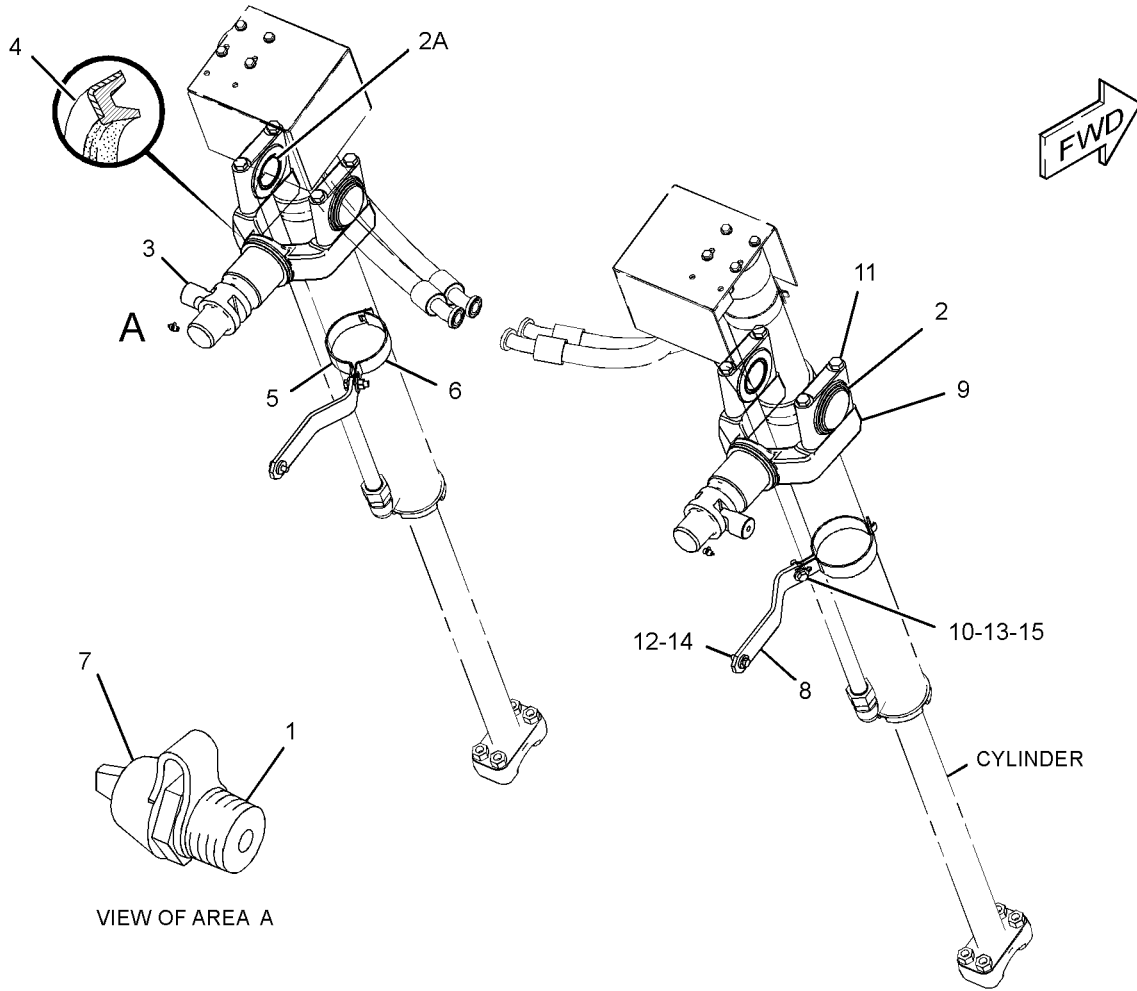
NOTE	REF NO	GRAPHIC REF	PART NUMBER	QTY	PART NAME						SEE PAGE
					1	2	3	4	5	6 (PRODUCT LEVEL)	
	1	1	3B-8489	2	FITTING-GREASE						
	2	1	3G-9405	4	CAP AS (EACH INCLUDES)						
	2A	1	3G-9402	1	BUSHING						
	3	1	4T-4875	2	PIN						
	4	1	5P-2671	2	SEAL-LIP TYPE						
	5	1	6Y-9280	2	CLAMP (TAB)						
	6	1	6Y-9281	2	CLAMP (SLOT)						
	7	1	9J-4782	2	PROTECTOR						
	8	1	9N-4233	2	STRAP						
	9	1	299-5344	2	YOKE						
	10	1	5P-1076	4	WASHER-HARD (13.5X30X4-MM THK)						
	11	1	7X-2557	8	BOLT (M16X2X140-MM)						
	12	1	8T-2561	4	WASHER-HARD (10.5X28.5X5-MM THK)						
	13	1	8T-4183	2	BOLT (M12X1.75X40-MM)						
	14	1	8T-4195	2	BOLT (M10X1.5X30-MM)						
	15	1	8T-4244	2	NUT (M12X1.75-THD)						
					QUANTITIES SHOWN ARE THOSE REQUIRED FOR BOTH LH AND RH SIDES						

M-METRIC PART

# HYDRAULIC SYSTEM

343-1383 MOUNTING GP-CYLINDER (contd.)

i04020780



VIEW OF AREA A

GRAPHIC #1

<END>

g01692638

# HYDRAULIC SYSTEM

## 325-0079 PUMP & MOUNTING GP-IMPLEMENT, HYDRAULIC FAN

S/N: PLR1-UP

PART OF 324-3050 HYDRAULIC AR-2 VALVE

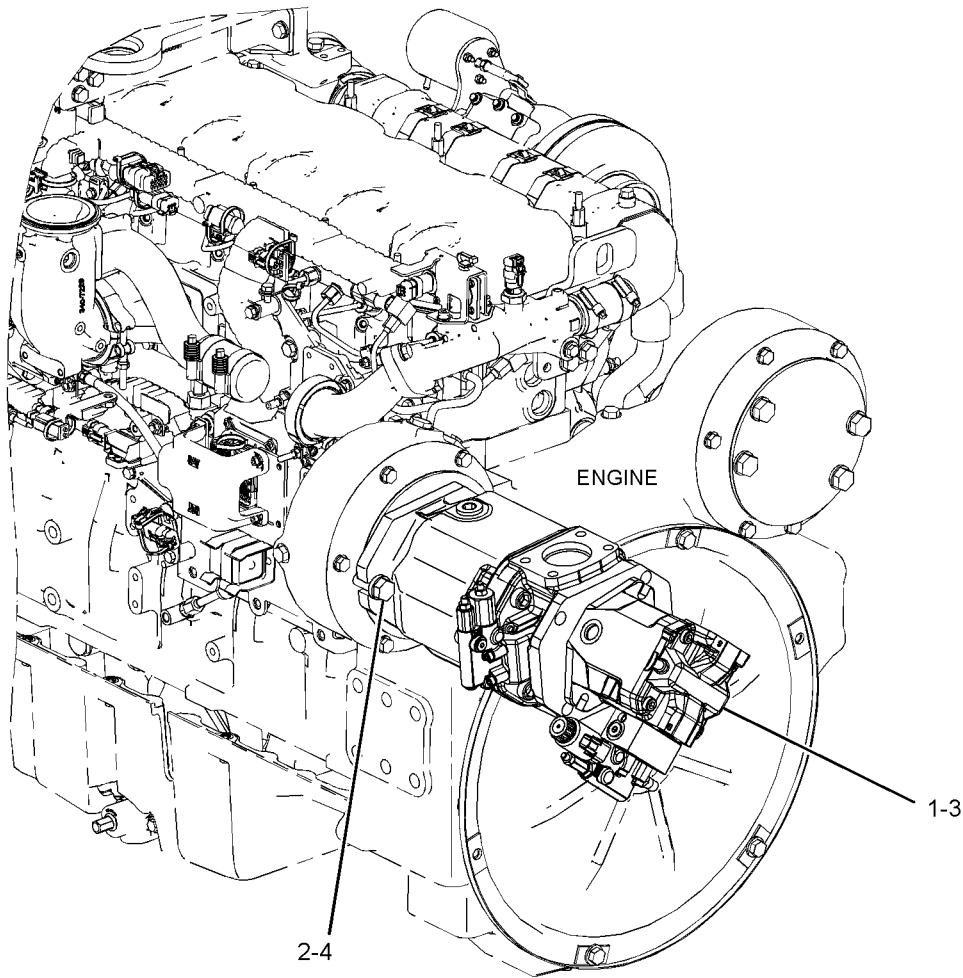
SMCS - 5084

I04156093

NOTE	REF NO	GRAPHIC REF	PART NUMBER	QTY	PART NAME						SEE PAGE
					1	2	3	4	5	6 (PRODUCT LEVEL)	
Y	1	1	325-9783	1	PUMP GP-PISTON (IMPLEMENT, HYDRAULIC FAN)						493
	2	1	3E-4356	2	WASHER-HARD (17.5X30X6-MM THK)						
	3	1	4S-5898	1	SEAL-O-RING						
	4	1	8T-4193	2	BOLT (M16X2X50-MM)						

M-METRIC PART

Y-SEPARATE ILLUSTRATION



g02271653

GRAPHIC #1

<END>

# HYDRAULIC SYSTEM

## 325-9774 PUMP GP-PISTON

S/N: PLR1-UP

PART OF 325-9783 PUMP GP-PISTON

SMCS - 5070

104158924

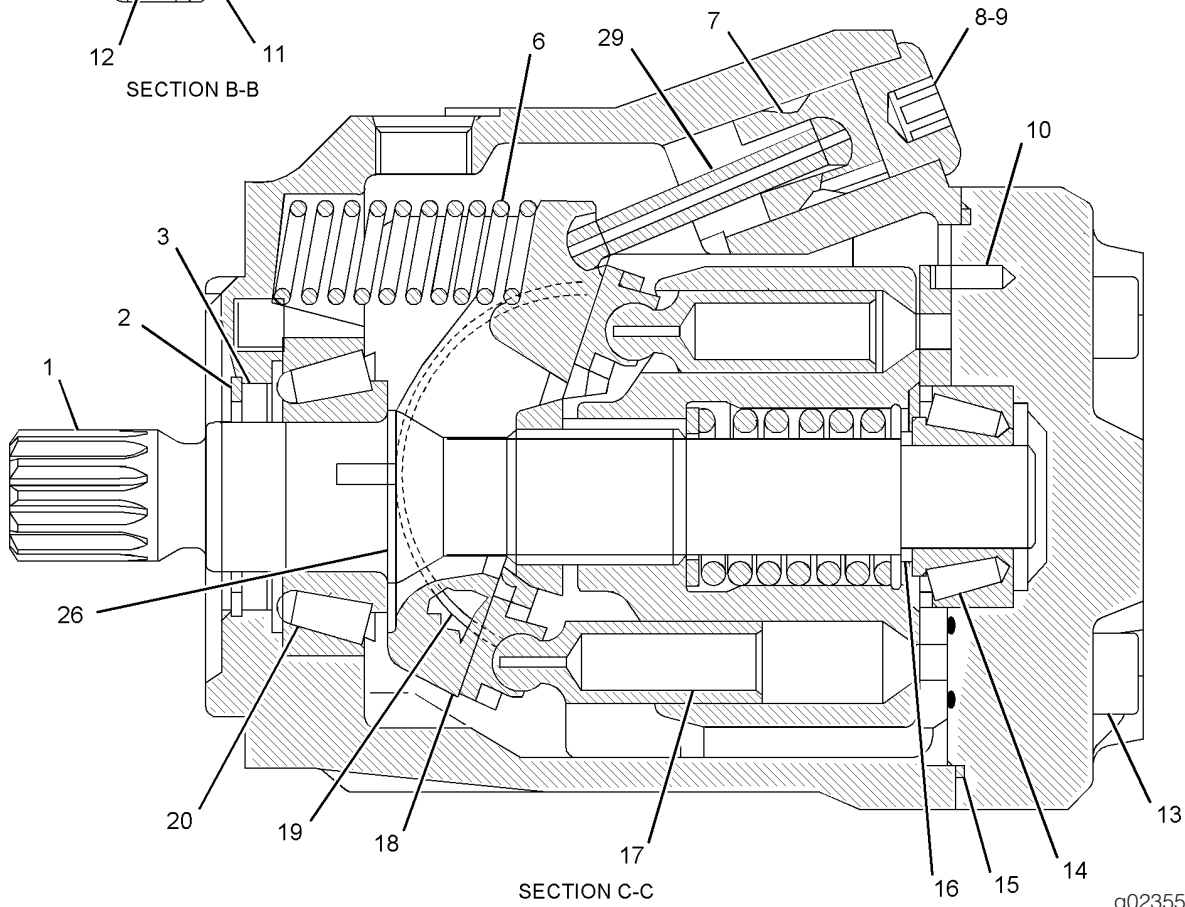
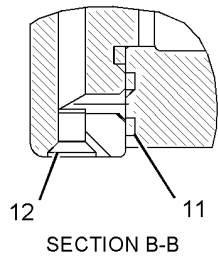
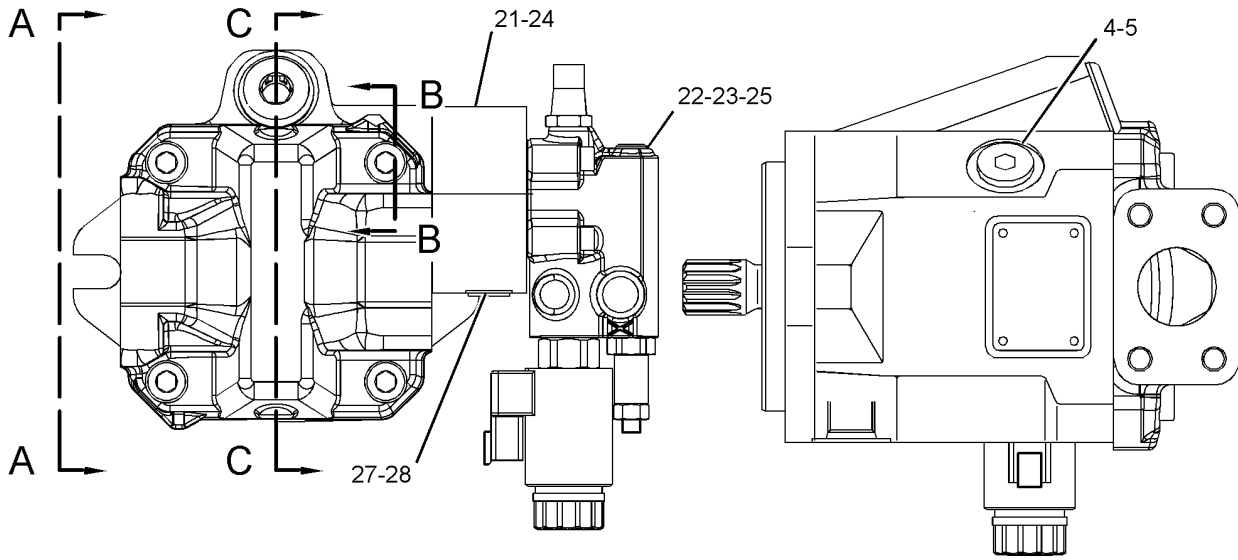
NOTE	REF NO	GRAPHIC REF	PART NUMBER	QTY	PART NAME						SEE PAGE
					1	2	3	4	5	6 (PRODUCT LEVEL)	
	1	1	355-2419	1	SHAFT-PUMP						
	2	1	8T-9597	1	RING-RETAINING						
	3	1	185-0303	1	SEAL-OIL						
	4	1	9S-8005	1	PLUG-O-RING						
	5	1	3K-0360	1	SEAL-O-RING						
	6	1	194-9472	1	SPRING						
	7	1	174-9994	1	PISTON-CONTROL						
	8	1	355-2417	1	PLUG-CONTROL						
	9	1	216-8578	1	SEAL-O-RING						
	10	1	9X-8979	1	DOWEL						
	11	1	168-3504	1	SEAL						
	12	1	120-4394	1	PLUG-BREAK OFF						
	13	1	9X-6032	4	BOLT-SOCKET HEAD (M10X1.5X30-MM)						
	14	1	355-2418	1	BEARING						
	15	1	231-4707	1	SEAL-O-RING						
	16	1	191-7582	1	SHIM (2.5-MM THK)						
Y	17	1	355-2420	1	ROTATING GP-PUMP						498
	18	1	351-6662	1	SWASHPLATE						
	19	1	351-6663	2	BEARING-CRADLE						
	20	1	155-9125	1	BEARING AS-ROLLER						
	21	1	325-1478	1	MANIFOLD-VALVE						
Y	22	1	340-2110	1	VALVE GP-PUMP CONTROL						513
	23	1	280-7870	2	GASKET						
	24	1	6V-8653	4	BOLT-SOCKET HEAD (M6X1X40-MM)						
	25	1	8T-8442	4	BOLT-SOCKET HEAD (M6X1X30-MM)						
	26	1	6R-7943	2	SCREW (M5X0.8X15-MM)						
	27	1	9S-8004	1	PLUG-O-RING						
	28	1	3J-1907	1	SEAL-O-RING						
	29	1	259-5507	1	ROD-PISTON						
					AVAILABLE REPAIR KIT(S):						
			359-3755	1	KIT-SEAL						

M-METRIC PART  
Y-SEPARATE ILLUSTRATION

# HYDRAULIC SYSTEM

325-9774 PUMP GP-PISTON (contd.)

i04158924



GRAPHIC #1

<END>

g02355002



# HYDRAULIC SYSTEM

## 325-9783 PUMP GP-PISTON-IMPLEMENT, HYDRAULIC FAN

S/N: PLR1-UP

PART OF 325-0079 PUMP & MOUNTING GP

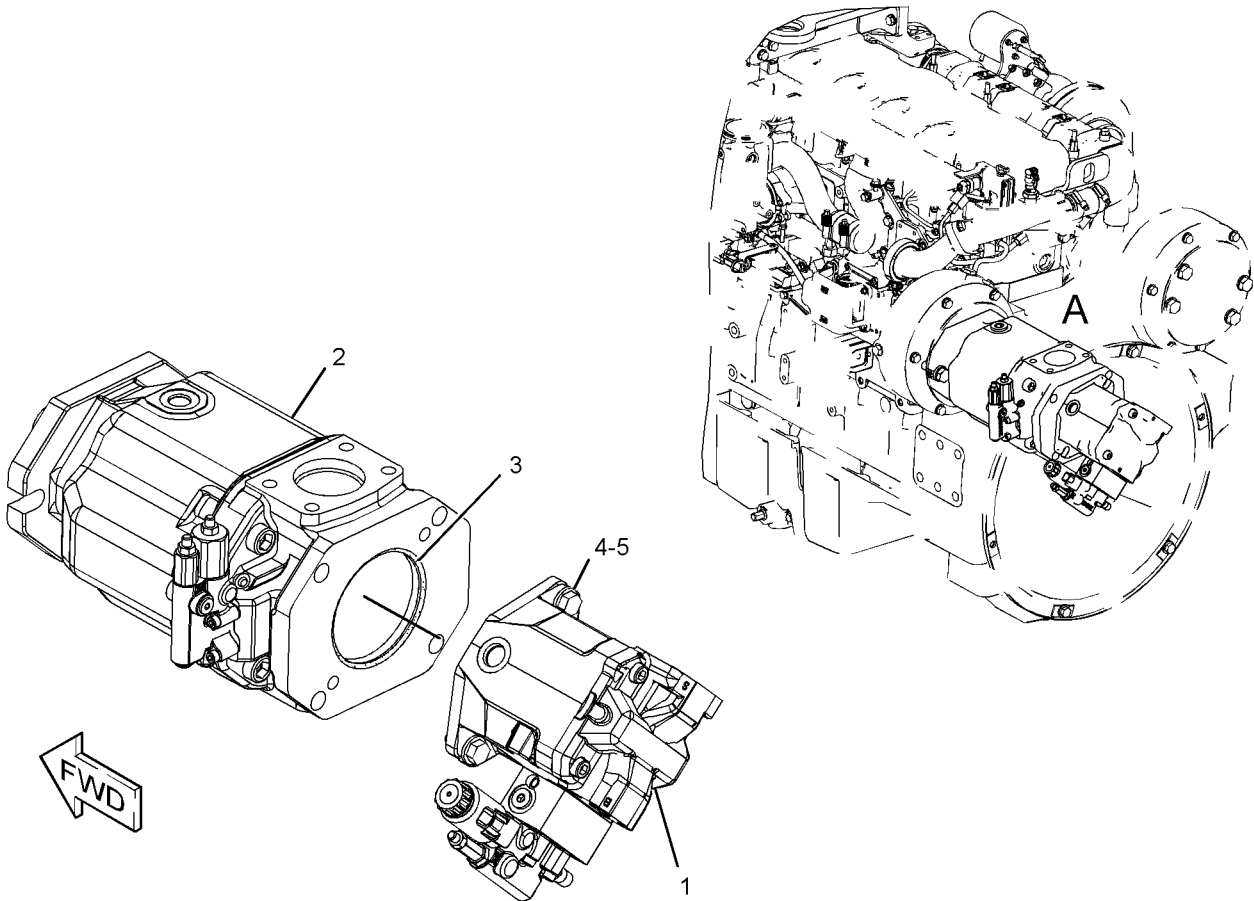
SMCS - 5070

104156562

NOTE	REF NO	GRAPHIC REF	PART NUMBER	QTY	PART NAME						SEE PAGE
					1	2	3	4	5	6 (PRODUCT LEVEL)	
Y	1	1	325-9774	1	PUMP GP-PISTON (HYDRAULIC FAN)						491
Y	2	1	325-9786	1	PUMP GP-PISTON (IMPLEMENT)						494
	3	1	3K-0715	1	SEAL-O-RING						
	4	1	5P-8245	2	WASHER-HARD (13.5X25.5X3-MM THK)						
	5	1	6V-3668	2	BOLT (M12X1.75X30-MM)						

M-METRIC PART

Y-SEPARATE ILLUSTRATION



VIEW OF AREA A  
(EXPLODED)

g02320457

GRAPHIC #1

<END>

# HYDRAULIC SYSTEM

## 325-9786 PUMP GP-PISTON-IMPLEMENT

S/N: PLR1-UP

PART OF 325-9783 PUMP GP-PISTON

SMCS - 5070

I04357570

NOTE	REF NO	GRAPHIC REF	PART NUMBER	QTY	PART NAME						SEE PAGE
					1	2	3	4	5	6 (PRODUCT LEVEL)	
	1	1	8T-9598	1	RING-RETAINING						
	2	1	105-1642	2	BEARING						
	3	1	9S-8002	1	PLUG-O-RING						
Y	4	1	226-1224	1	ROTATING GP-PUMP						497
	5	1	8U-5951	1	SEAL-O-RING						
	6	1	6V-8201	4	BOLT-SOCKET HEAD (M16X2X45-MM)						
	7	1	105-3033	1	CUP-BEARING						
	8	1	105-3032	1	CONE-BEARING						
	9	1	194-6848	1	COUPLER						
	10	1	105-1638	1	SPACER						
	11	1	162-9997	1	SEAL-O-RING						
	12	1	105-1636	1	CYLINDER-CONTROL						
	13	1	105-1635	1	SPRING						
	14	1	105-1634	1	PLUNGER						
	15	1	9S-4183	1	PLUG						
	16	1	3D-2824	1	SEAL-O-RING						
	17	1	196-6847	1	BODY AS						
	18	1	3B-2263	1	CUP-BEARING						
	19	1	105-3031	1	CONE-BEARING						
	20	1	7X-1553	105-1632	1	SEAL-LIP TYPE					
	21	1	301-9279	1	SWASHPLATE AS						
	22	1	105-1640	1	PISTON-CONTROL						
	23	1	105-1639	1	GUIDE-CONTROL						
	24	1	3J-7354	1	SEAL-O-RING						
	25	1	120-4394	1	PLUG-BREAK OFF						
	26	1	9X-8979	1	DOWEL						
	27	1	143-7052	1	SLEEVE-STOP						
	28	1	118-3122	1	SEAL-O-RING						
	29	1	8T-3957	2	BOLT-SOCKET HEAD (M12X1.75X30-MM)						
	30	1	8T-4223	2	WASHER-HARD (13.5X25.5X3-MM THK)						
Y	31	1	347-0612	1	VALVE GP-PUMP CONTROL (IMPLEMENT)						514
	32	1	9X-7680	3	SEAL-O-RING						
	33	1	8T-8442	4	BOLT-SOCKET HEAD (M6X1X30-MM)						

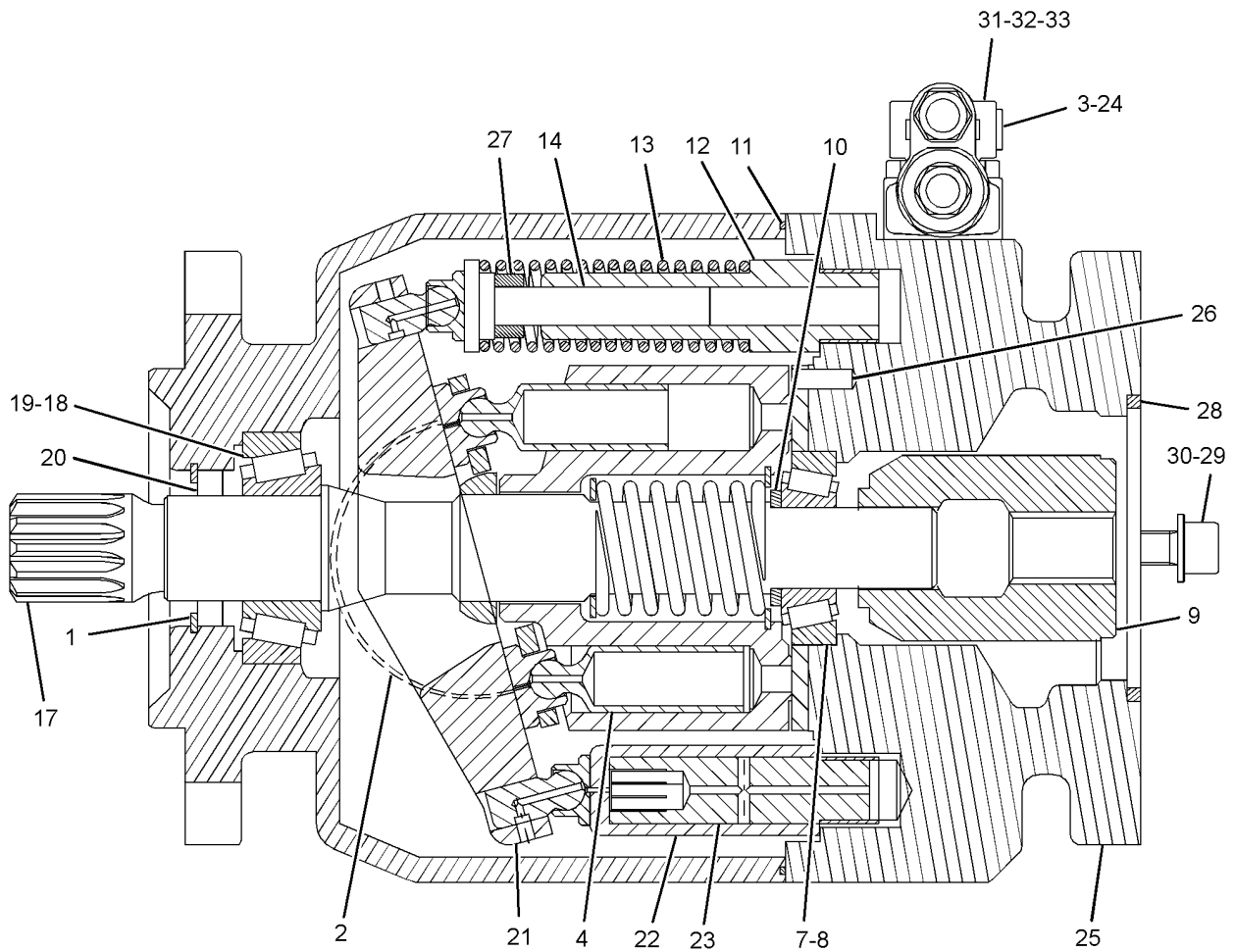
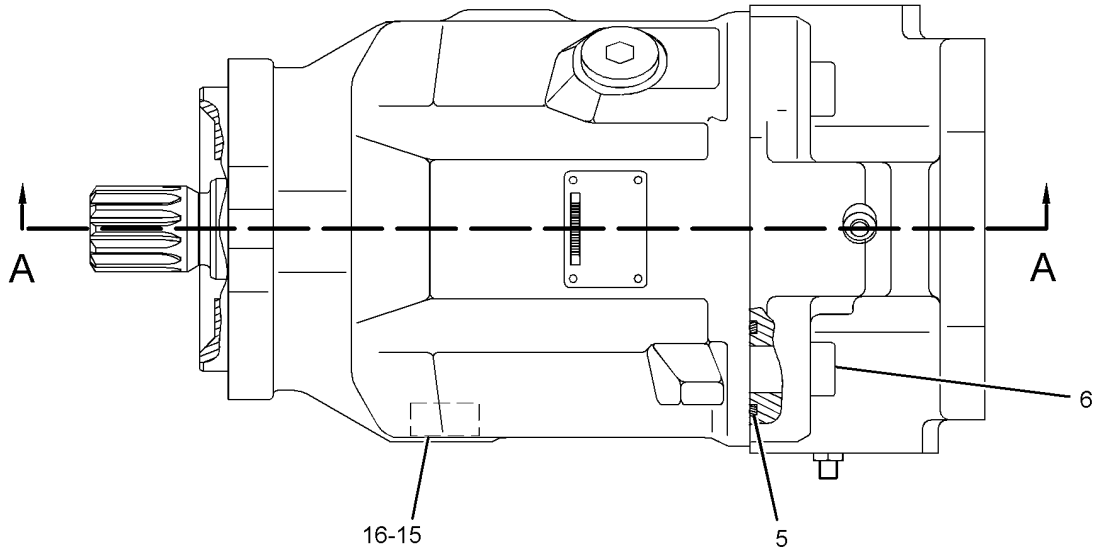
M-METRIC PART

Y-SEPARATE ILLUSTRATION

# HYDRAULIC SYSTEM

325-9786 PUMP GP-PISTON-IMPLEMENT (contd.)

i04357570



SECTION A-A

g02521736

GRAPHIC #1

<END>

# HYDRAULIC SYSTEM

## 233-2530 ROTATING GP-MOTOR-HYDRAULIC FAN

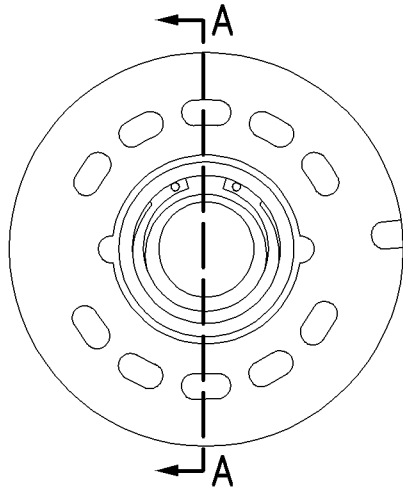
S/N: PLR1-UP

PART OF 340-2123 MOTOR GP-PISTON

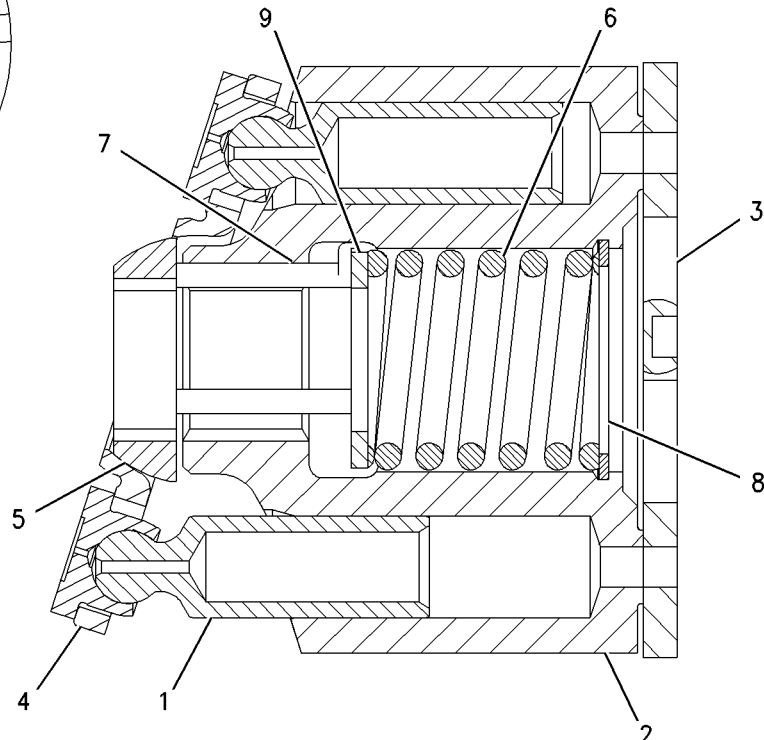
SMCS - 5058

I02987502

NOTE	REF NO	GRAPHIC REF	PART NUMBER	QTY	PART NAME						SEE PAGE
					1	2	3	4	5	6 (PRODUCT LEVEL)	
	1	1	259-5501	9	PISTON AS (ROTATING)						
	2	1	233-4885	1	BARREL						
	3	1	233-2535	1	PLATE (VALVE)						
	4	1	259-5503	1	PLATE						
	5	1	295-9540	1	RETAINER-BALL						
	6	1	233-5125	1	SPRING						
	7	1	194-9479	3	PIN						
	8	1	194-9480	1	RING-RETAINING						
	9	1	194-9481	1	DISC-THRUST						



LEFT SIDE VIEW



SECTION A-A

g01001863

GRAPHIC #1

<END>

# HYDRAULIC SYSTEM

## 226-1224 ROTATING GP-PUMP-IMPLEMENT, STEERING

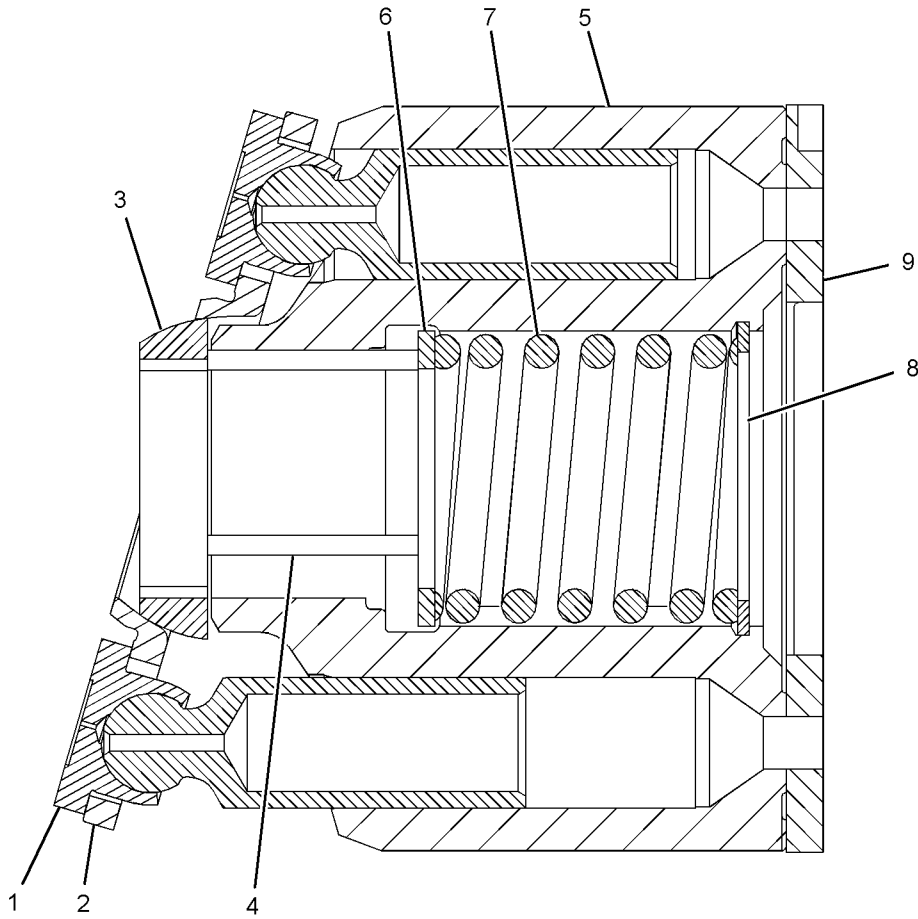
S/N: PLR1-UP

PART OF 325-9786 PUMP GP-PISTON

SMCS - 5070

102069110

NOTE	REF NO	GRAPHIC REF	PART NUMBER	QTY	PART NAME						SEE PAGE
					1	2	3	4	5	6 (PRODUCT LEVEL)	
	1	1	105-1646	9	PISTON AS-PUMP						
	2	1	188-9637	1	PLATE-RETRACTION						
	3	1	105-1648	1	BEARING						
	4	1	105-1653	3	PIN-RETRACTION						
	5	1	226-1227	1	BARREL						
	6	1	105-1650	1	SPACER						
	7	1	105-1651	1	SPRING						
	8	1	180-6213	1	RING-RETAINING						
	9	1	245-7350	1	PLATE						



GRAPHIC #1

g01136182

<END>

# HYDRAULIC SYSTEM

## 355-2420 ROTATING GP-PUMP-HYDRAULIC FAN

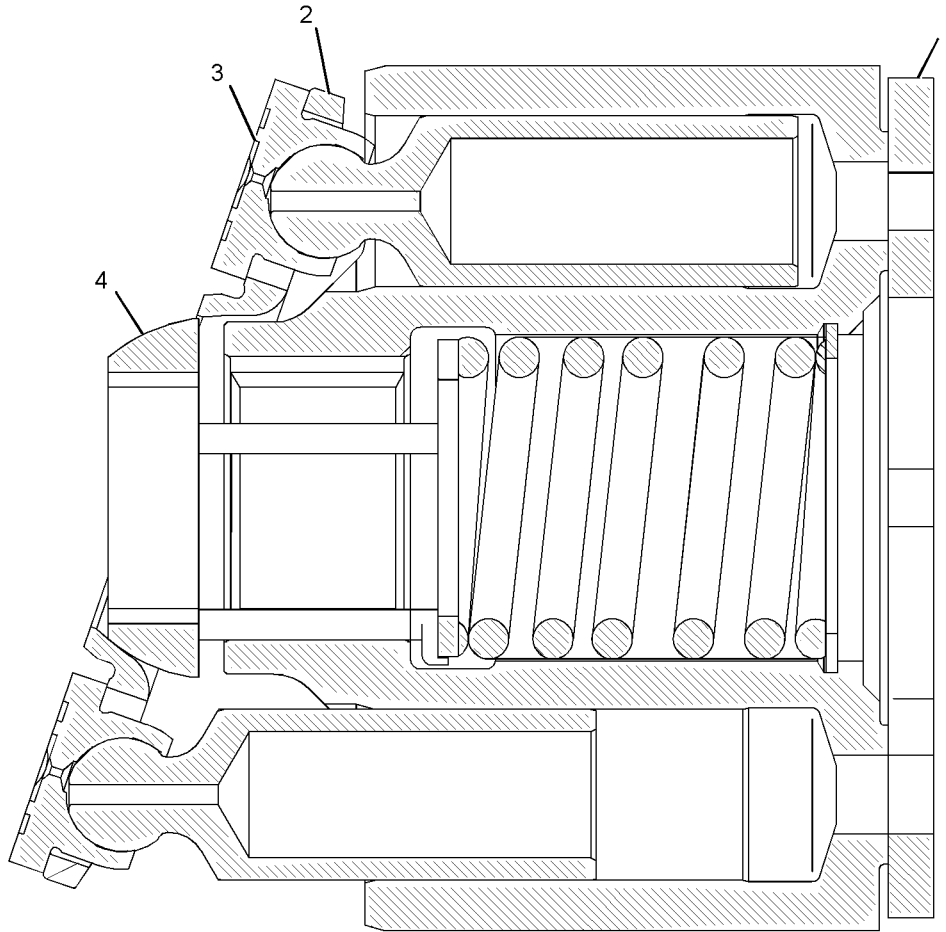
S/N: PLR1-UP

PART OF 325-9774 PUMP GP-PISTON

SMCS - 5070

I04158986

NOTE	REF NO	GRAPHIC REF	PART NUMBER	QTY	PART NAME						SEE PAGE
					1	2	3	4	5	6 (PRODUCT LEVEL)	
	1	1	355-2422	1	PLATE-VALVE						
	2	1	295-9539	1	RETAINER						
	3	1	355-2421	9	PISTON AS						
	4	1	295-9540	1	RETAINER-BALL						



GRAPHIC #1

<END>

g02357100

# HYDRAULIC SYSTEM

## 330-6806 TANK & FILTER GP-HYDRAULIC

S/N: PLR1-UP

PART OF 325-0073 TANK & MTG GP-HYDRAULIC

SMCS - 5056

SMCS - 5068

104008041

NOTE	REF NO	GRAPHIC REF	PART NUMBER	QTY	PART NAME						SEE PAGE
					1	2	3	4	5	6 (PRODUCT LEVEL)	
	1	2	1R-0777	1	FILTER ELEMENT AS-OIL (ADVANCED EFFICIENCY)						
					- OR -						
A			139-1537	1	FILTER ELEMENT AS-OIL (ULTRA HIGH EFFICIENCY)						
					- OR -						
A			104-6931	1	FILTER ELEMENT AS-OIL (FIRE RESISTANT FLUID)						
	2	2	1U-2827	1	GUIDE-VALVE						
	3	2	2D-4202	1	PLATE						
	4	2	3G-3267	1	SCREEN AS (HYDRAULIC TANK)						
	5	2	4J-8251	1	GROMMET						
	6	2	4J-8252	1	GAUGE-SIGHT (HYDRAULIC TANK)						
	7	2	4T-0521	1	BOLT (5/8-11X17.1-IN)						
	8	2	5D-1911	1	COVER-HYDRAULIC CAP						
	9	2	5J-7438	1	STRAINER AS (HYDRAULIC TANK)						
	10	2	6E-1752	1	SCREEN (HYDRAULIC TANK)						
	11	2	6E-3635	1	RETAINER						
	12	2	7B-3039	1	SPRING						
	13	2	7H-1447	1	CAP-FILLER (HYDRAULIC TANK)						
	14	2	8J-6913	1	RETAINER-SIGHT GLASS						
	15	2	8J-8436	1	TUBE AS						
	16	2	8J-8468	1	VALVE						
	17	2	8J-8782	1	BODY-DRAIN VALVE						
	18	2	8J-8783	1	VALVE						
	19	2	8T-3298	1	SEAL-RECTANGULAR						
	20	2	9J-2914	1	SPACER						
	21	2	9J-7031	1	PLUG-DRAIN (HYDRAULIC TANK)						
	22	2	9M-7394	1	LEVER						
	23	2	9T-3264	1	COVER						
	24	2	187-9194	1	PLATE (SIGHT GLASS)						
	25	2	235-0907	1	BASE-FILTER						
	26	1	257-9788	1	GASKET						
	27	2	285-8076	1	SPRING						
	28	1	330-6807	1	TANK AS-HYDRAULIC						
	29	2	332-4286	1	BLOCK						
	30	2	332-4287	1	TUBE AS						
	31	2	332-4288	1	TUBE AS						
	32	1	332-4293	1	COVER AS						
	33	2	1L-5072	1	DOWEL						
	34	1	1P-4579	2	FLANGE-HALF						
	35	2	2H-3932	2	SEAL-O-RING						
	36	2	2J-7761	1	RING-RETAINING						
	37	2	4F-7389	1	SEAL-O-RING						
	38	2	4K-0367	1	NUT-FULL (5/8-11-THD)						
	39	1	4P-8134	2	CLIP						
	40	2	5F-1678	2	SEAL-O-RING						
	41	1, 2	5H-6005	3	SEAL-O-RING						
	42	2	5M-2057	1	SEAL-O-RING						
	43	2	6H-9361	1	RING-RETAINING						
	44	2	6V-5839	4	WASHER (11X21X2.5-MM THK)						
	45	2	6V-7732	7	BOLT (M10X1.5X25-MM)						
	46	2	6V-7744	4	LOCKNUT (M10X1.5-THD)						
	47	2	6V-9633	1	GASKET						
	48	2	7F-8267	1	SEAL-O-RING						

# HYDRAULIC SYSTEM

49	2	<b>7X-7729</b>	2	WASHER (11X25X3-MM THK)
50	1	<b>8C-3206</b>	2	FLANGE-HALF
51	2	<b>8F-9206</b>	1	SEAL-O-RING
52	2	<b>8J-8322</b>	1	RING-RETAINING
53	2	<b>8T-2275</b>	1	BALL
54	1, 2	<b>8T-4121</b>	26	WASHER-HARD (11X21X2.5-MM THK)
55	1	<b>8T-4136</b>	20	BOLT (M10X1.5X25-MM)
56	2	<b>8T-4185</b>	2	BOLT (M10X1.5X50-MM)
57	2	<b>8T-4186</b>	2	BOLT (M10X1.5X40-MM)
58	1	<b>8T-4196</b>	4	BOLT (M10X1.5X35-MM)
59	1	<b>8T-4223</b>	4	WASHER-HARD (13.5X25.5X3-MM THK)
60	1	<b>8T-4956</b>	4	BOLT (M12X1.75X35-MM)
61	2	<b>9H-6454</b>	1	GASKET
62	1	<b>9X-2125</b>	1	BOLT-LOCKING (M10X1.5X25-MM)

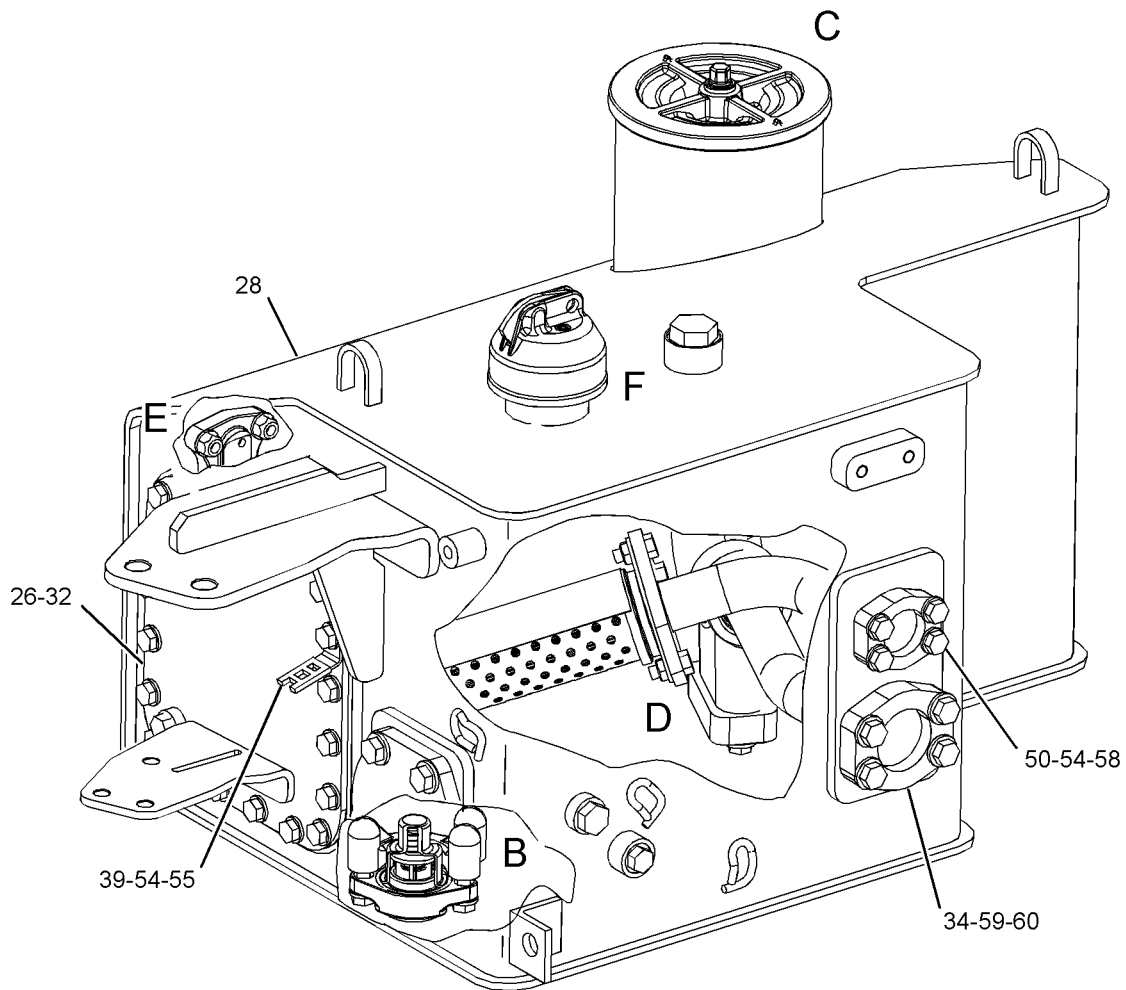
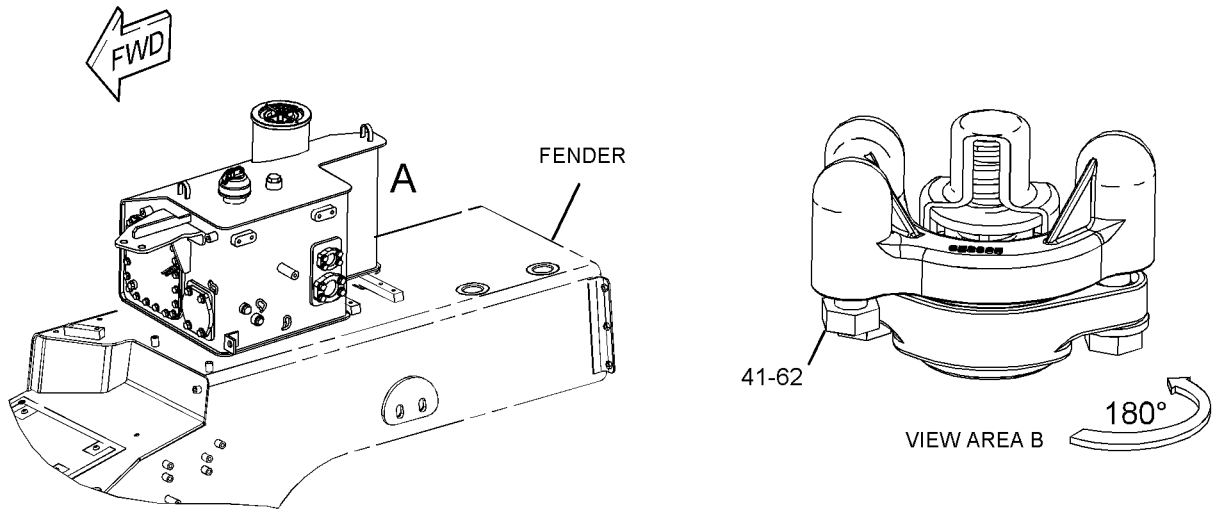
A-NOT PART OF THIS GROUP  
M-METRIC PART



# HYDRAULIC SYSTEM

330-6806 TANK & FILTER GP-HYDRAULIC (contd.)

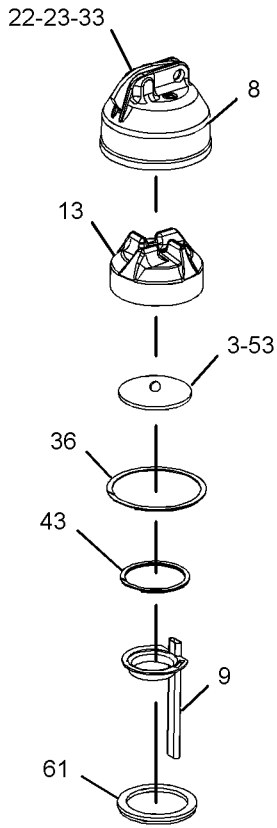
i04008041



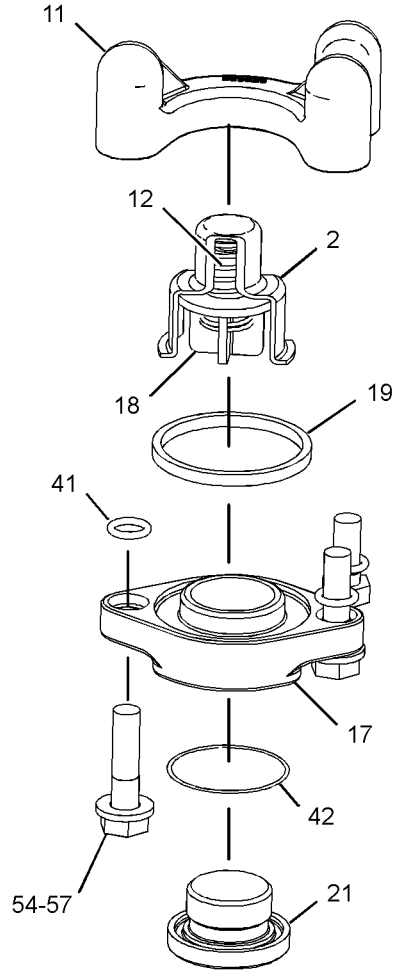
REFER TO ALL ILLUSTRATIONS OF  
THIS GROUP FOR AUXILIAR<sup>y</sup> g02307994

GRAPHIC #1

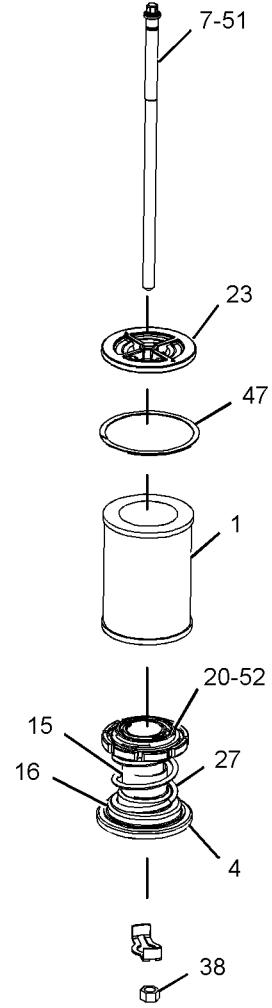
# HYDRAULIC SYSTEM



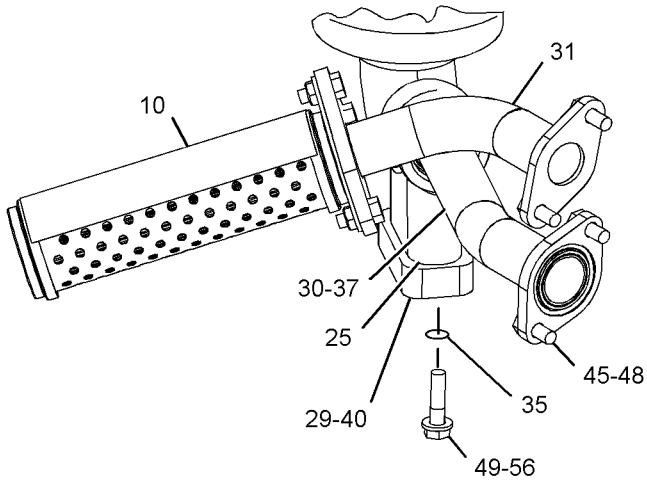
VIEW AREA F



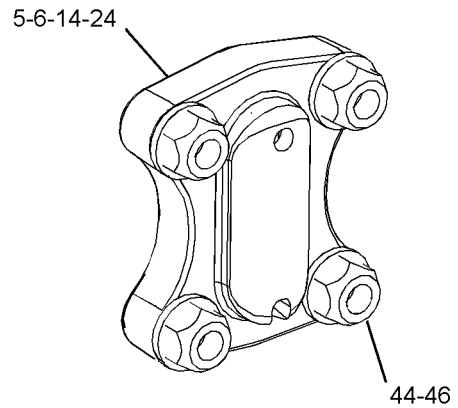
VIEW AREA B



VIEW AREA C



VIEW AREA D



VIEW AREA E

GRAPHIC #1

<END>

g02318199

# HYDRAULIC SYSTEM

## 325-0073 TANK & MTG GP-HYDRAULIC

S/N: PLR1-UP

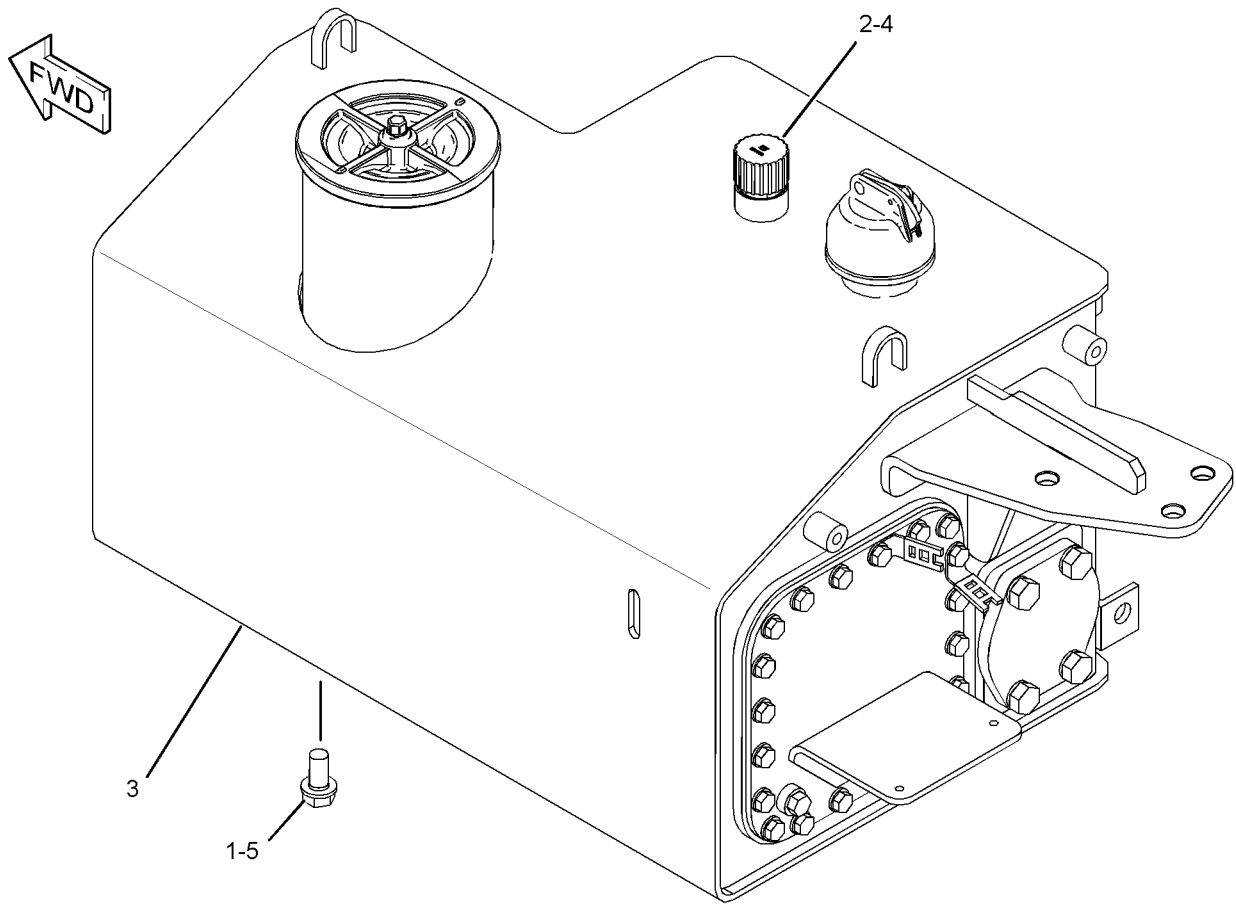
PART OF 324-3050 HYDRAULIC AR-2 VALVE

SMCS - 5056

104066634

NOTE	REF NO	GRAPHIC REF	PART NUMBER	QTY	PART NAME						SEE PAGE
					1	2	3	4	5	6 (PRODUCT LEVEL)	
	1	1	9X-8257	3	WASHER (17.5X30X3.5-MM THK)						
	2	1	191-5439	1	VALVE-BREAKER RELIEF						
Y	3	1	330-6806	1	TANK & FILTER GP-HYDRAULIC						499
	4	1	3D-2824	1	SEAL-O-RING						
	5	1	8T-4779	3	BOLT (M16X2X35-MM)						

M-METRIC PART  
Y-SEPARATE ILLUSTRATION



g02330255

GRAPHIC #1

<END>

# HYDRAULIC SYSTEM

## 325-0074 VALVE & MTG GP-IMPLEMENT CONT

S/N: PLR1-UP

PART OF 324-3050 HYDRAULIC AR-2 VALVE

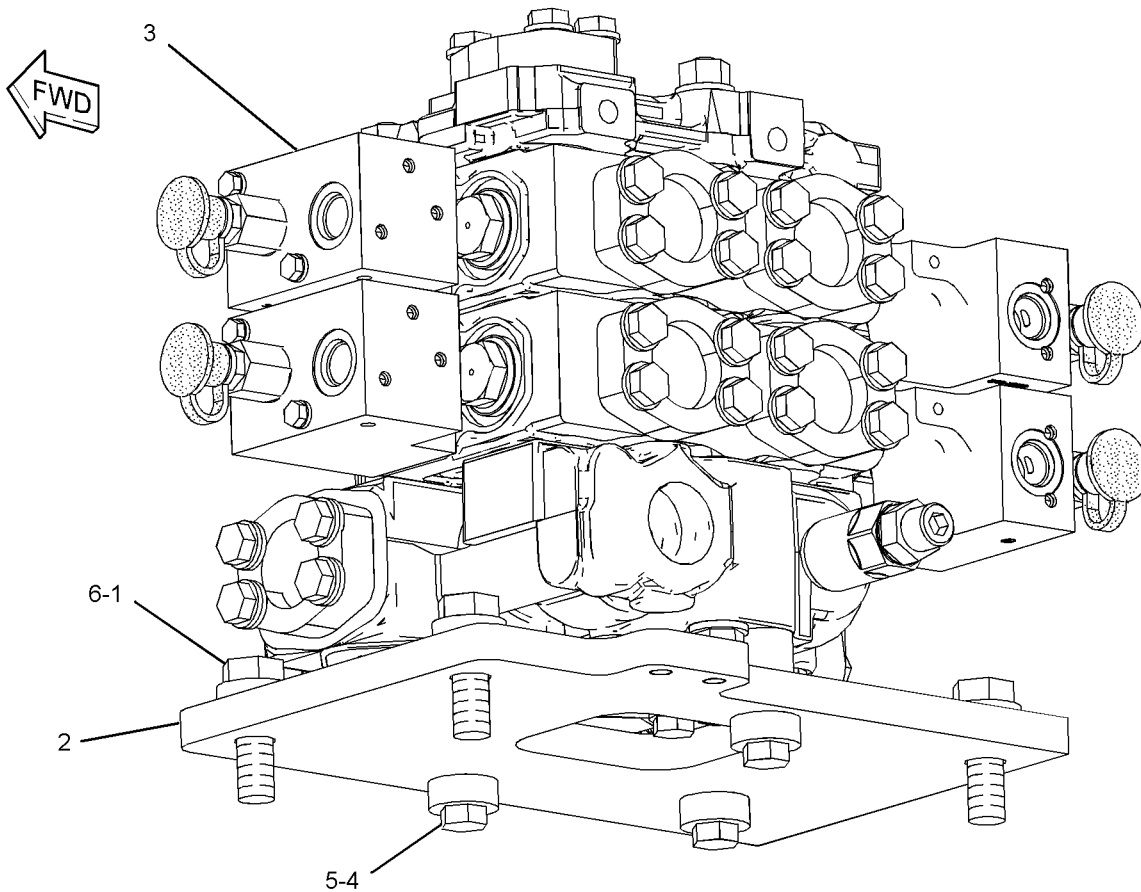
SMCS - 5051

I04156102

NOTE	REF NO	GRAPHIC REF	PART NUMBER	QTY	PART NAME						SEE PAGE
					1	2	3	4	5	6 (PRODUCT LEVEL)	
	1	1	296-7283	3	BOLT (M16X2X50-MM)						
	2	1	325-1644	1	PLATE AS						
Y	3	1	327-0858	1	VALVE GP-BANK 2 (BULLDOZER)						505
	4	1	172-9966	3	BOLT (M12X1.75X65-MM)						
	5	1	198-4778	3	WASHER-HARD (13.5X30X12-MM THK)						
	6	1	198-4780	3	WASHER-HARD (17.5X32X8-MM THK)						

M-METRIC PART

Y-SEPARATE ILLUSTRATION



g02260972

GRAPHIC #1

<END>

# HYDRAULIC SYSTEM

## 327-0858 VALVE GP-BANK 2-BULLDOZER

S/N: PLR1-UP

PART OF 325-0074 VALVE & MTG GP-IMPLEMENT CONT

SMCS - 5051

104008098

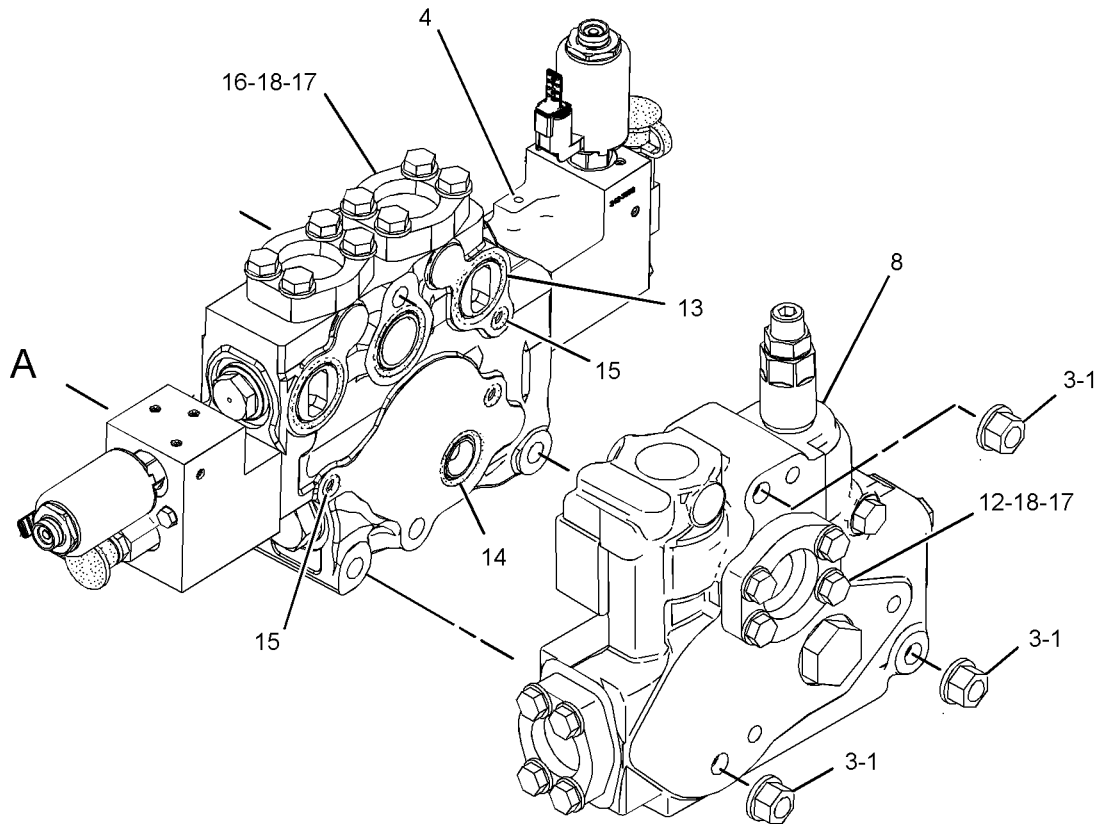
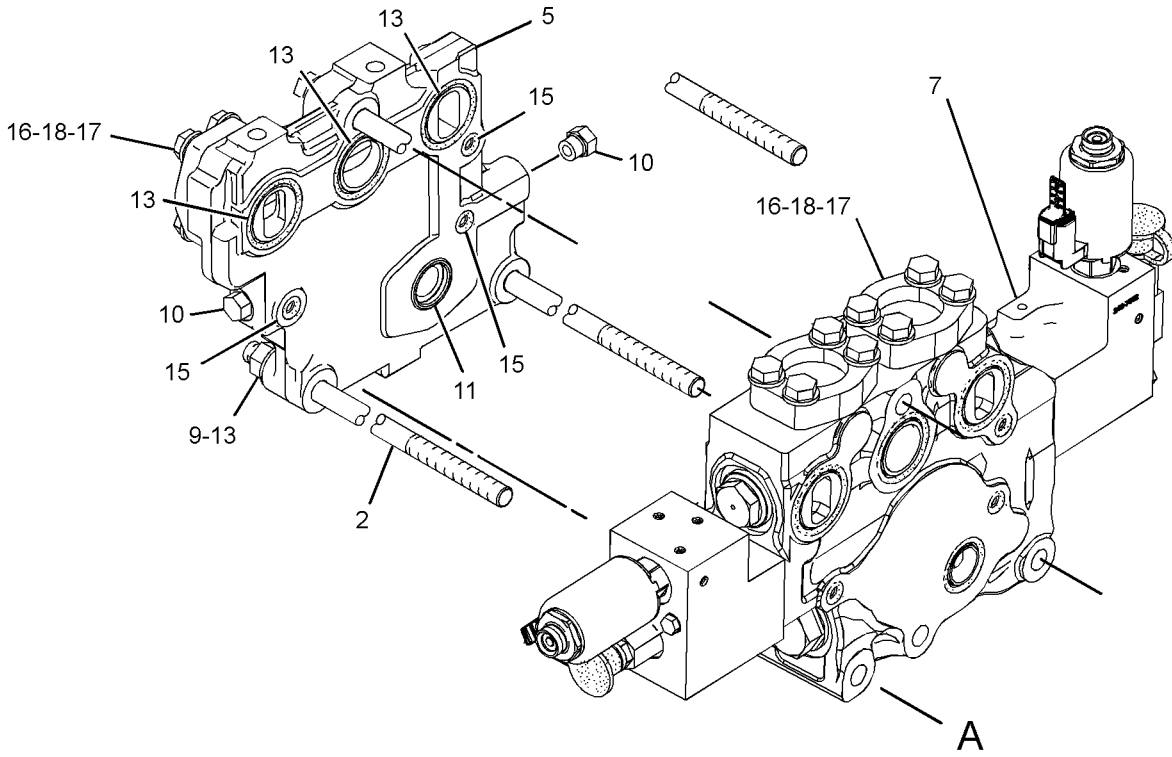
NOTE	REF NO	GRAPHIC REF	PART NUMBER	QTY	PART NAME						SEE PAGE
					1	2	3	4	5	6 (PRODUCT LEVEL)	
	1	1	8T-4223	6	WASHER-HARD (13.5X25.5X3-MM THK)						
	2	1	4T-1859	3	ROD						
	3	1	6V-8188	6	NUT (1/2-13-THD)						
Y	4	1	325-0383	1	VALVE GP-CONTROL (BULLDOZER LIFT)						508
	5	1	325-7082	1	COVER						
Y	7	1	327-5267	1	VALVE GP-CONTROL (BULLDOZER TILT)						510
Y	8	1	327-5389	1	MANIFOLD GP-VALVE (INLET)						484
	9	1	333-9891	1	BRACKET						
	10	1	155-3624	2	PLUG AS (EACH INCLUDES)						
		1	3J-7354	1	SEAL-O-RING						
		1	9S-4182	1	PLUG-O-RING						
	11	1	1P-3702	1	SEAL-RECTANGULAR						
	12	1	1P-4578	2	FLANGE-HALF						
	13	1	4J-0522	9	SEAL-O-RING						
	14	1	4J-8997	2	SEAL-O-RING						
	15	1	6V-5555	9	SEAL-O-RING						
	16	1	8C-3206	10	FLANGE-HALF						
	17	1	8T-4121	24	WASHER-HARD (11X21X2.5-MM THK)						
	18	1	8T-4196	24	BOLT (M10X1.5X35-MM)						

M-METRIC PART  
Y-SEPARATE ILLUSTRATION

# HYDRAULIC SYSTEM

327-0858 VALVE GP-BANK 2-BULLDOZER (contd.)

i04008098



GRAPHIC #1

g02275941

<END>

# HYDRAULIC SYSTEM

## 158-9956 VALVE GP-CHECK

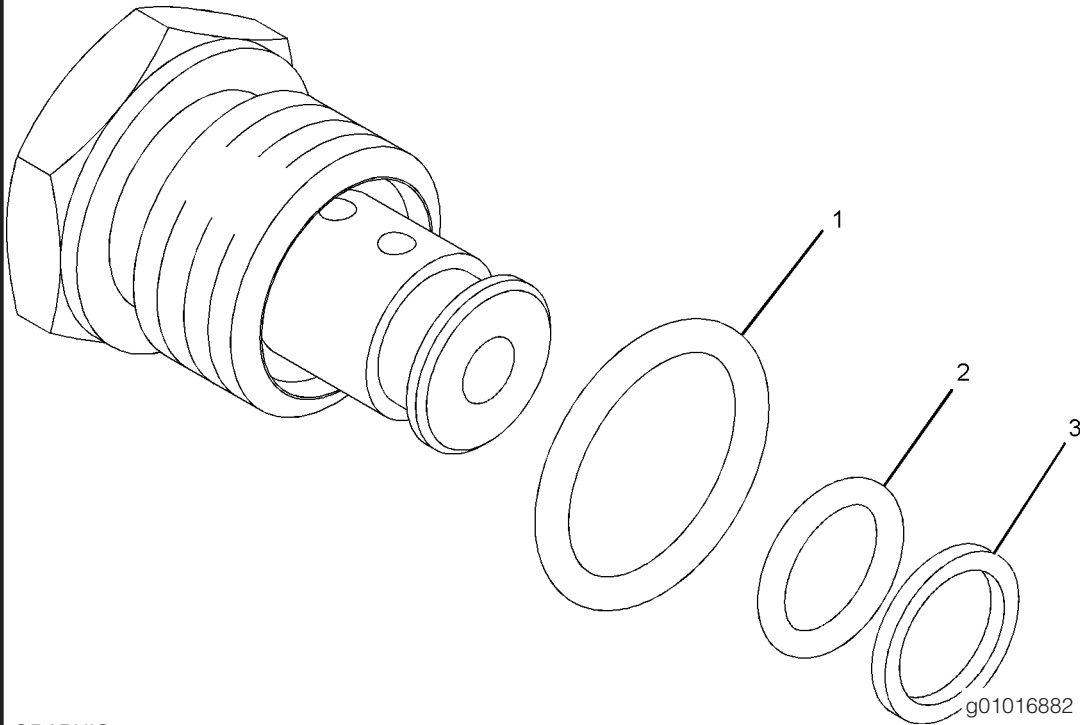
S/N: PLR1-UP

PART OF 226-4751 MANIFOLD GP-CONTROL

SMCS - 5067

101950824

NOTE	REF NO	GRAPHIC REF	PART NUMBER	QTY	PART NAME						SEE PAGE
					1	2	3	4	5	6 (PRODUCT LEVEL)	
	1	1	3K-0360	1	SEAL-O-RING						
	2	1	161-6154	1	SEAL-O-RING						
	3	1	6E-0381	1	RING-BACKUP						



GRAPHIC #1

<END>

# HYDRAULIC SYSTEM

## 325-0383 VALVE GP-CONTROL BULLDOZER LIFT

S/N: PLR1-UP

PART OF 327-0858 VALVE GP-BANK 2

SMCS - 5051

I04156570

NOTE	REF NO	GRAPHIC REF	PART NUMBER	QTY	PART NAME						SEE PAGE
					1	2	3	4	5	6 (PRODUCT LEVEL)	
	1	1	2S-2596	2	SPRING						
	2	1	4T-1108	1	PLUG						
	3	1	6V-0852	2	CAP-DUST						
	4	1	8T-4145	4	BOLT (M6X1X95-MM)						
	5	1	100-8010	1	VALVE-CHECK						
	6	1	100-8011	1	PLUG						
	7	1	100-8012	1	BODY						
	8	1	165-6365	2	FITTING AS (EACH INCLUDES)						
		1	3J-1907	1	SEAL-O-RING						
		1	7W-7381	1	FITTING-OUTLET						
	9	1	175-0453	1	VALVE						
	10	1	207-7434	2	RETAINER						
	11	1	242-7955	1	HOUSING AS						
Y	12	1	260-8590	1	VALVE GP-SHUTTLE						520
Y	14	1	313-7668	2	VALVE GP-SOLENOID (24-VOLT) (BULLDOZER LIFT, LOWER)						461
	17	1	332-8826	1	HOUSING AS						
	18	1	348-7104	1	SPRING						
	19	1	352-9954	1	SPRING						
	20	1	352-9955	1	RETAINER						
	21	1	352-9956	1	RETAINER						
	22	1	150-3065	1	ADAPTER AS						
		1	3J-1907	1	SEAL-O-RING						
		1	6V-0484	1	ELBOW						
	23	1	164-4180	1	PLUG AS						
		1	7M-8485	1	SEAL-O-RING						
		1	9S-4181	1	PLUG-O-RING						
	24	1	164-5567	2	COUPLER AS-QUICK DISCONNECT (MALE) (EACH INCLUDES)						
		1	6V-3965	1	FITTING (QUICK DISCONNECT)						
		1	214-7568	1	SEAL-O-RING						
	25	1	173-3993	2	PLUG AS (EACH INCLUDES)						
		1	4J-7533	1	SEAL-O-RING						
		1	9S-8001	1	PLUG-O-RING						
	26	1	183-7263	1	PLUG AS						
		1	3J-7354	1	SEAL-O-RING						
		1	9S-8002	1	PLUG-O-RING						
	27	1	187-9630	2	SEAL-O-RING						
	28	1	1H-1023	4	SEAL-O-RING						
	29	1	222-4737	1	PLUG AS						
		1	4J-7533	1	SEAL-O-RING						
		1	9S-4180	1	PLUG						
	30	1	4D-0514	1	PLUG-PIPE						
	31	1	4J-5351	1	SEAL-O-RING						
	32	1	4K-1388	2	SEAL-O-RING						
	33	1	4T-5072	1	RING-BACKUP						
	34	1	4T-5073	2	RING-BACKUP						
	35	1	7J-9933	2	SEAL-O-RING						
	36	1	7M-8485	1	SEAL-O-RING						
	37	1	9X-8256	4	WASHER (6.6X12X2-MM THK)						

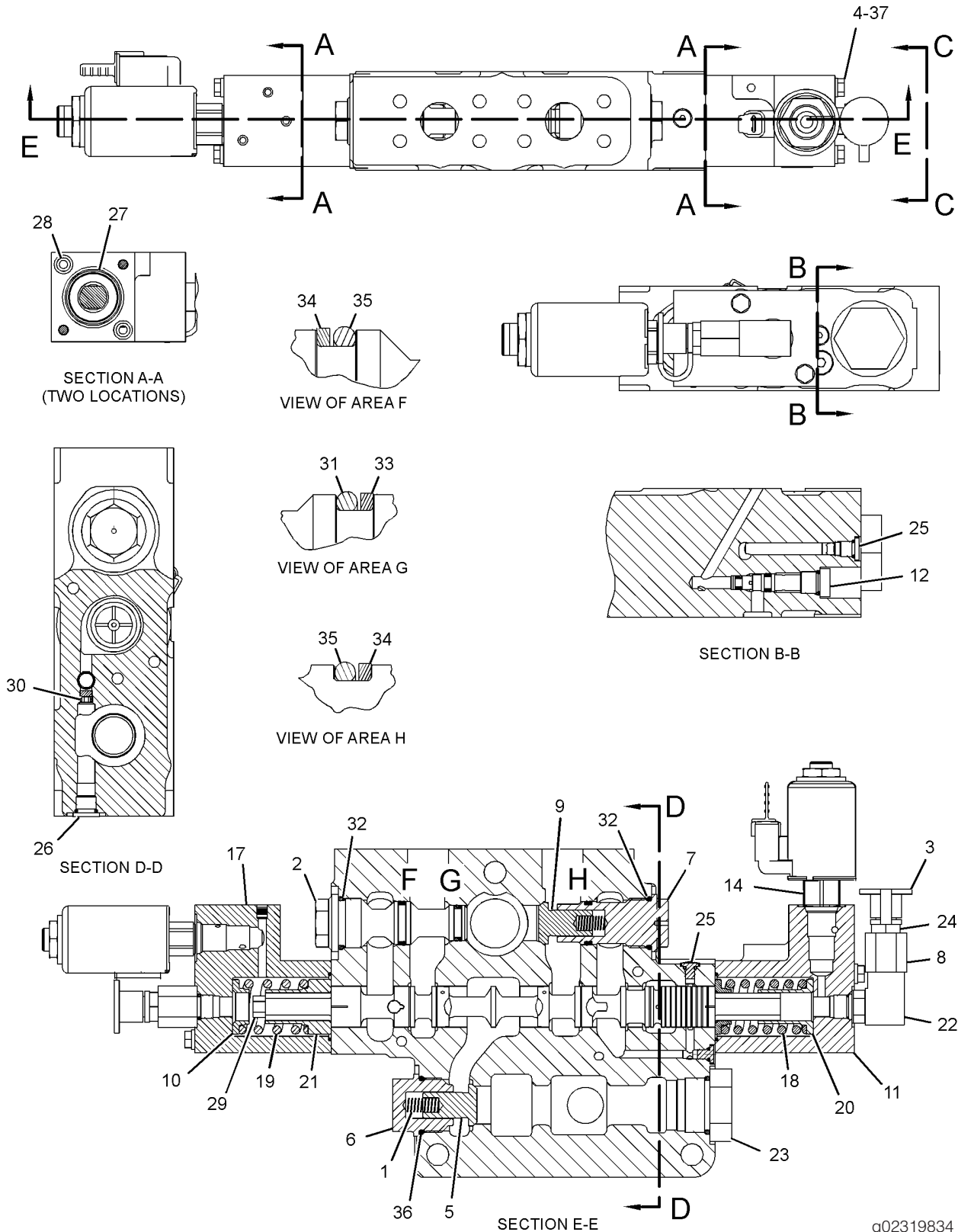
M-METRIC PART  
Y-SEPARATE ILLUSTRATION



# HYDRAULIC SYSTEM

325-0383 VALVE GP-CONTROLBULLDOZER LIFT (contd.)

i04156570



g02319834

GRAPHIC #1

<END>

# HYDRAULIC SYSTEM

## 327-5267 VALVE GP-CONTROL-BULLDOZER TILT

S/N: PLR1-UP

PART OF 327-0858 VALVE GP-BANK 2

SMCS - 5051

I04355412

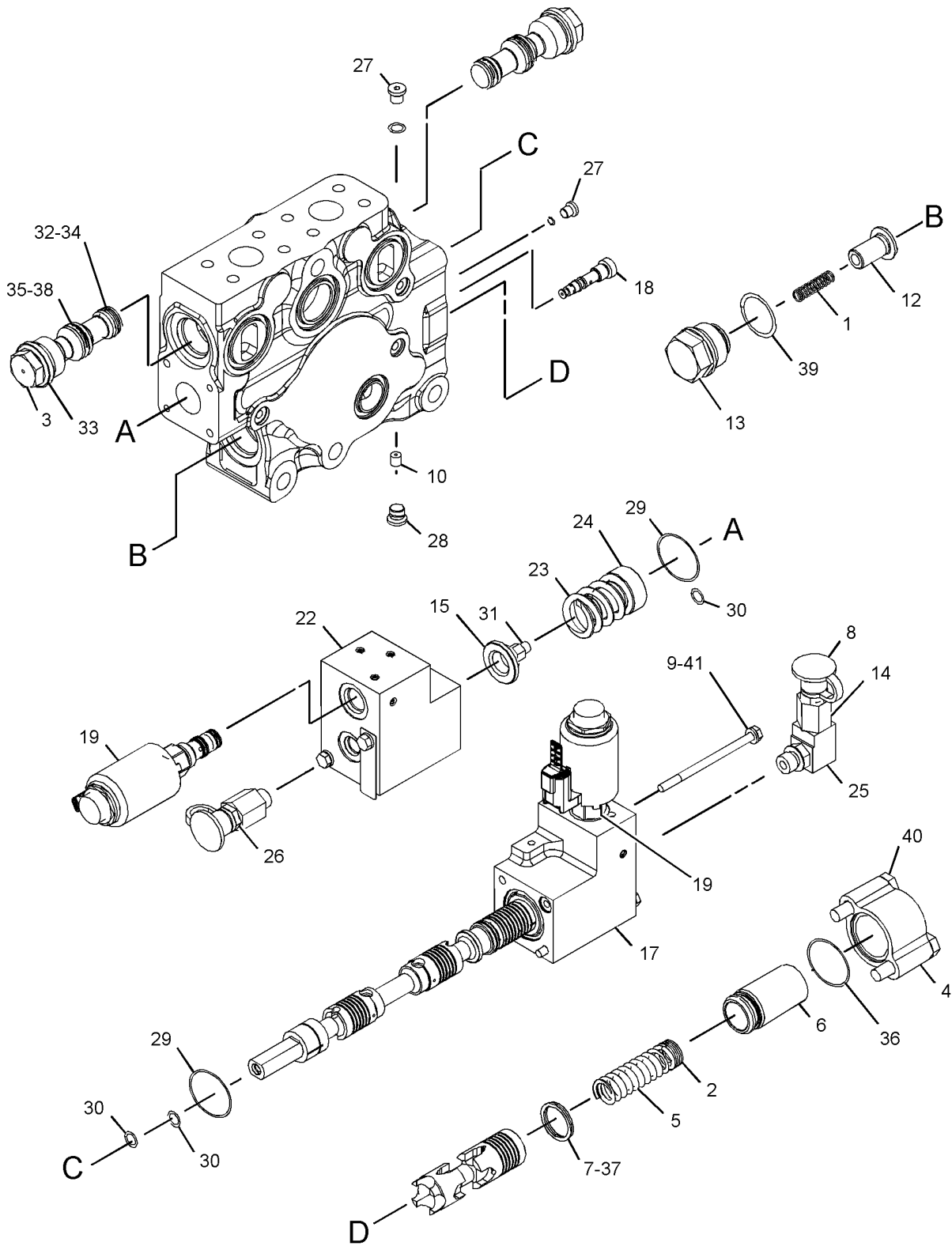
NOTE	REF NO	GRAPHIC REF	PART NUMBER	QTY	PART NAME						SEE PAGE
					1	2	3	4	5	6 (PRODUCT LEVEL)	
	1	1	2S-2596	1	SPRING						
	2	1	4B-4278	5	WASHER (10.2X20.5X1.6-MM THK)						
	3	1	4T-1108	2	PLUG						
	4	1	4T-1649	1	HOUSING						
	5	1	4T-1701	1	SPRING						
	6	1	4T-4511	1	SLEEVE						
	7	1	366-4972	1	RING-BACKUP						
	8	1	6V-0852	2	CAP-DUST						
	9	1	8T-4145	4	BOLT (M6X1X95-MM)						
	10	1	9J-8126	1	PLUG-ORIFICE						
	12	1	100-8010	1	VALVE-CHECK						
	13	1	100-8011	1	PLUG						
	14	1	165-6365	2	FITTING AS (EACH INCLUDES)						
		1	3J-1907	1	SEAL-O-RING						
		1	7W-7381	1	FITTING-OUTLET						
	15	1	207-7434	2	RETAINER						
	17	1	242-7955	1	HOUSING AS						
Y	18	1	260-8590	1	VALVE GP-SHUTTLE						520
Y	19	1	313-7668	2	VALVE GP-SOLENOID (24-VOLT) (BLADE TILT RIGHT, LEFT)						461
	22	1	332-8826	1	HOUSING AS						
	23	1	352-9954	2	SPRING						
	24	1	352-9956	2	RETAINER						
	25	1	150-3065	1	ADAPTER AS						
		1	3J-1907	1	SEAL-O-RING						
		1	6V-0484	1	ELBOW						
	26	1	164-5567	2	COUPLER AS-QUICK DISCONNECT (MALE) (EACH INCLUDES)						
		1	6V-3965	1	FITTING (QUICK DISCONNECT)						
		1	214-7568	1	SEAL-O-RING						
	27	1	173-3993	2	PLUG AS (EACH INCLUDES)						
		1	4J-7533	1	SEAL-O-RING						
		1	9S-8001	1	PLUG-O-RING						
	28	1	183-7263	1	PLUG AS						
		1	3J-7354	1	SEAL-O-RING						
		1	9S-8002	1	PLUG-O-RING						
	29	1	187-9630	2	SEAL-O-RING						
	30	1	1H-1023	4	SEAL-O-RING						
	31	1	222-4737	1	PLUG AS						
		1	4J-7533	1	SEAL-O-RING						
		1	9S-4180	1	PLUG						
	32	1	4J-5351	2	SEAL-O-RING						
	33	1	4K-1388	2	SEAL-O-RING						
	34	1	4T-5072	2	RING-BACKUP						
	35	1	4T-5073	2	RING-BACKUP						
	36	1	5M-2057	1	SEAL-O-RING						
	37	1	6V-5556	1	SEAL-O-RING						
	38	1	7J-9933	2	SEAL-O-RING						
	39	1	7M-8485	1	SEAL-O-RING						
	40	1	8T-4185	2	BOLT (M10X1.5X50-MM)						
	41	1	9X-8256	4	WASHER (6.6X12X2-MM THK)						

M-METRIC PART  
Y-SEPARATE ILLUSTRATION

# HYDRAULIC SYSTEM

327-5267 VALVE GP-CONTROL-BULLDOZER TILT (contd.)

i04355412



GRAPHIC #1

g02260895

<END>

# HYDRAULIC SYSTEM

## 170-3357 VALVE GP-PRESSURE REDUCING-IMPLEMENT PILOT OIL

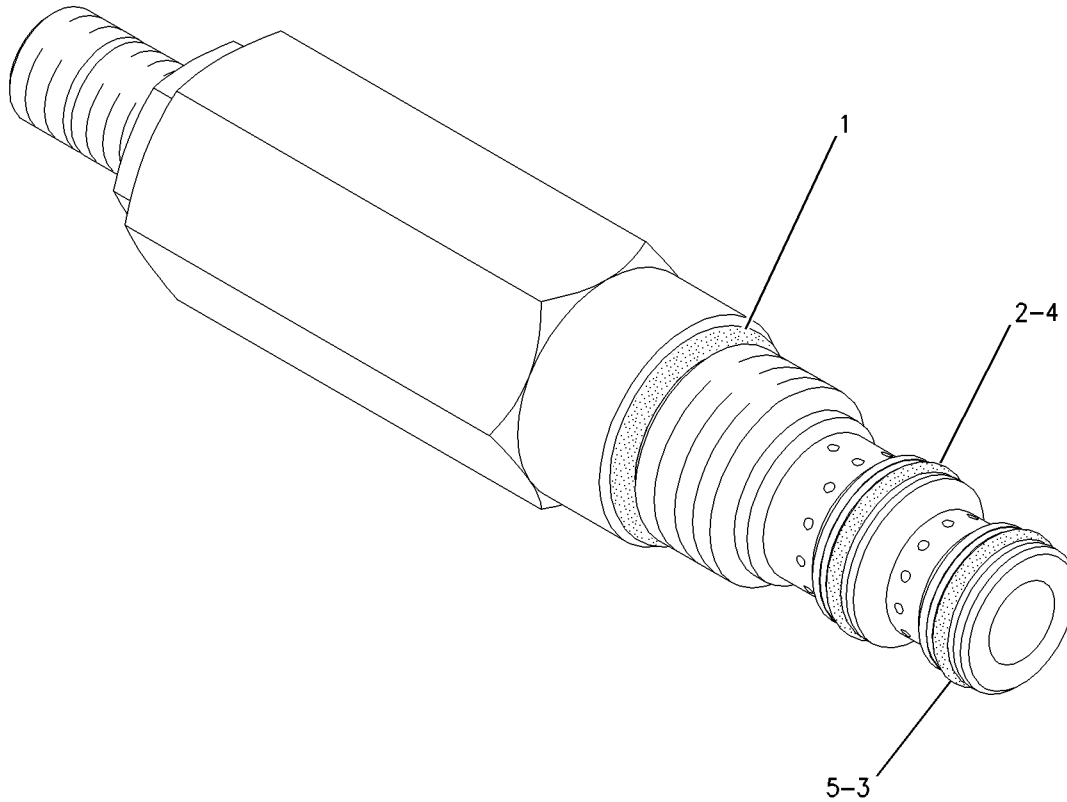
S/N: PLR1-UP

PART OF 226-4751 MANIFOLD GP-CONTROL

SMCS - 5117

I01492708

NOTE	REF NO	GRAPHIC REF	PART NUMBER	QTY	PART NAME						SEE PAGE	
					1	2	3	4	5	6 (PRODUCT LEVEL)		
	1	1	3K-0360	1								
	2	1	161-6149	1								
	3	1	095-1750	1								
	4	1	161-6161	2								
	5	1	187-0541	2								



GRAPHIC #1

g00777733

<END>

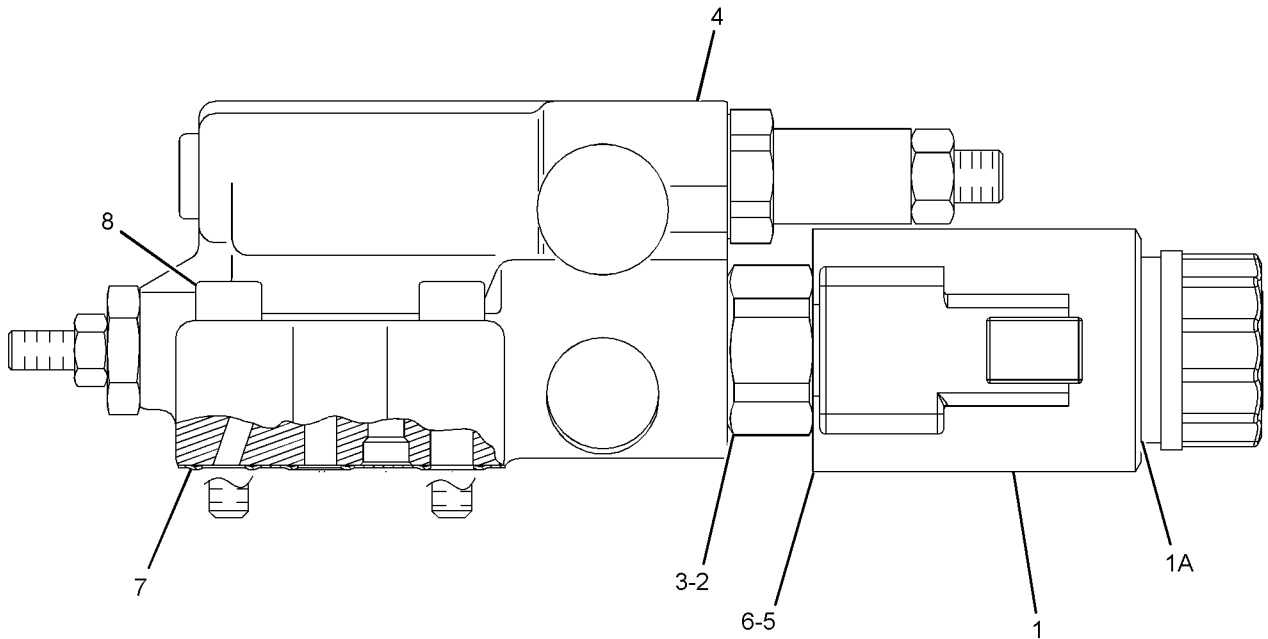
# HYDRAULIC SYSTEM

**340-2110 VALVE GP-PUMP CONTROL**-PRESSURE, FLOW COMPENSATOR-HYDRAULIC FAN  
 S/N: PLR1-UP  
 PART OF 325-9774 PUMP GP-PISTON  
 SMCS - 5455

I04136615

NOTE	REF NO	GRAPHIC REF	PART NUMBER	QTY	PART NAME						SEE PAGE
					1	2	3	4	5	6 (PRODUCT LEVEL)	
	1	1	269-4669	1	SOLENOID AS						
	1A	1	217-3875	1	SEAL-O-RING						
	2	1	213-9242	1	SEAL-O-RING						
	3	1	213-9247	1	SEAL-O-RING						
	4	1	033-6043	1	SEAL-O-RING						
	5	1	214-7568	1	SEAL-O-RING						
	6	1	033-6033	1	SEAL-O-RING						
	7	1	280-7870	1	GASKET						
	8	1	8T-8442	4	BOLT-SOCKET HEAD (M6X1X30-MM)						

M-METRIC PART



g02357058

GRAPHIC #1

<END>

# HYDRAULIC SYSTEM

## 347-0612 VALVE GP-PUMP CONTROL-FLOW COMPENSATOR-IMPLEMENT

S/N: PLR1-UP

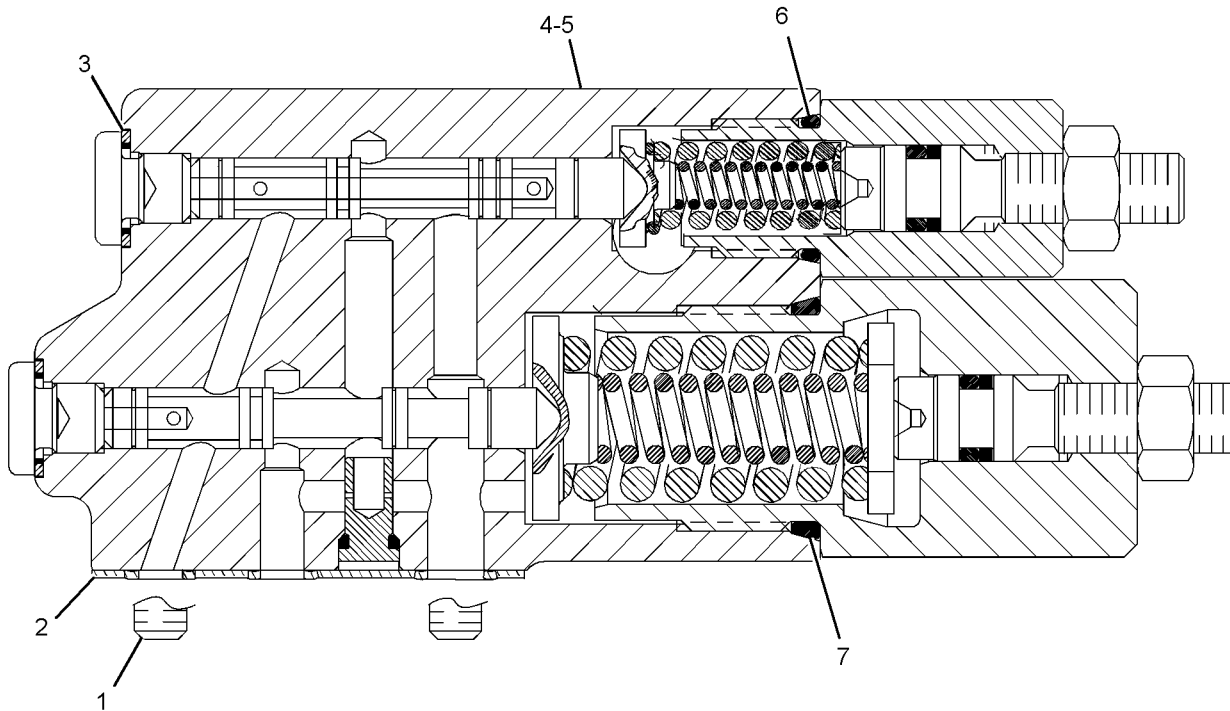
PART OF 325-9786 PUMP GP-PISTON

SMCS - 5455

I03669335

NOTE	REF NO	GRAPHIC REF	PART NUMBER	QTY	PART NAME						SEE PAGE
					1	2	3	4	5	6 (PRODUCT LEVEL)	
	1	1	8T-8442	4	BOLT-SOCKET HEAD (M6X1X30-MM)						
	2	1	280-7870	1	GASKET						
J	3	1	6E-6528	2	SEAL						
	4	1	9S-8002	1	PLUG-O-RING						
	5	1	3J-7354	1	SEAL-O-RING						
J	6	1	033-6043	1	SEAL-O-RING						
J	7	1	6V-6339	1	SEAL-O-RING						
PARTS SHOWN IN GRAPHIC(S) WITHOUT A REFERENCE NUMBER ARE NOT SERVICED SEPARATELY											
AVAILABLE REPAIR KIT(S):											
J			293-8350	1	KIT-SEAL (FLOW COMPENSATOR) (INCLUDES O-RINGS & BACK-UP RINGS)						

J-KIT MARKED J SERVICES PART(S) MARKED J  
M-METRIC PART



GRAPHIC #1

g01341581

<END>

# HYDRAULIC SYSTEM

## 325-0076 VALVE GP-QUICK-DROP

S/N: PLR1-UP

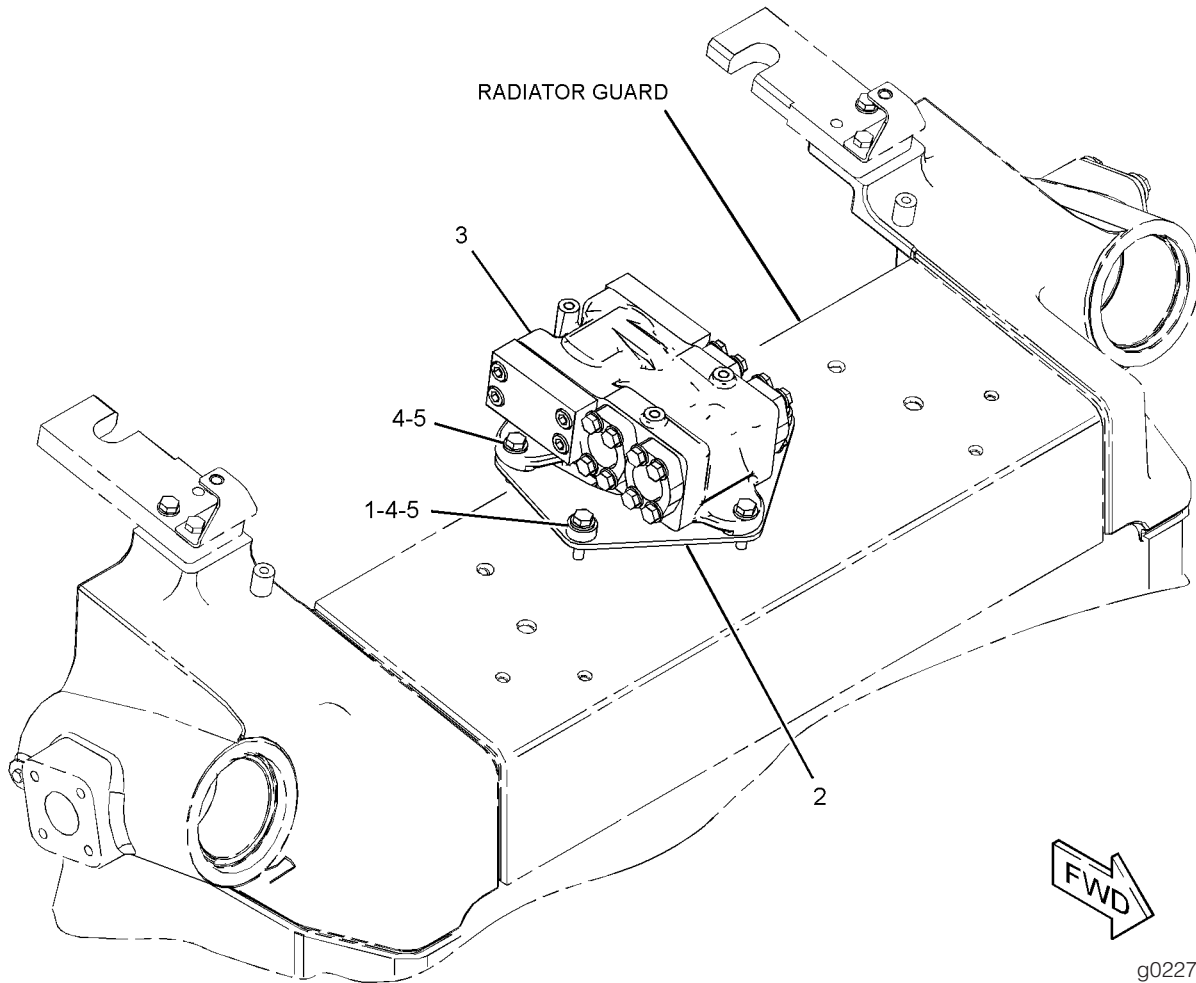
PART OF 324-3050 HYDRAULIC AR-2 VALVE

SMCS - 5110

104009091

NOTE	REF NO	GRAPHIC REF	PART NUMBER	QTY	PART NAME						SEE PAGE
					1	2	3	4	5	6 (PRODUCT LEVEL)	
	1	1	9R-6307	2	SPACER (11X28X12-MM THK)						
	2	1	325-1706	1	PLATE AS						
Y	3	1	336-7287	1	VALVE GP-QUICK-DROP						516
	4	1	5P-1075	5	WASHER-HARD (10.2X22.5X3-MM THK)						
	5	1	8T-4182	5	BOLT (M10X1.5X45-MM)						

M-METRIC PART  
Y-SEPARATE ILLUSTRATION



GRAPHIC #1

<END>

g02270513

# HYDRAULIC SYSTEM

## 336-7287 VALVE GP-QUICK-DROP

S/N: PLR1-UP

PART OF 325-0076 VALVE GP-QUICK-DROP

SMCS - 5110

I04009094

NOTE	REF NO	GRAPHIC REF	PART NUMBER	QTY	PART NAME						SEE PAGE
					1	2	3	4	5	6 (PRODUCT LEVEL)	
	1	1	3J-3679	2	PLUG AS (EACH INCLUDES)						
		1	9S-8003	1	PLUG						
		1	1J-9671	1	SEAL-O-RING						
B	2	1	4T-4659	3	SHIM (0.8-MM THK)						
	3	1	6E-4907	1	STOP						
	4	1	9T-9836	1	SLEEVE-ORIFICE						
B	5	1	083-7784	2	SHIM (2-MM THK)						
	6	1	100-6211	1	PISTON						
	7	1	108-1847	1	SPRING						
	9	1	234-3043	1	COVER						
	10	1	234-3451	1	COVER						
	13	1	164-5619	1	PLUG AS						
		1	9S-8006	1	PLUG-O-RING						
		1	2M-9780	1	SEAL-O-RING						
	14	1	1P-3706	2	SEAL-RECTANGULAR						
	15	1	3L-3813	1	PIN						
B	17	1	4M-6980	3	SHIM (0.25-MM THK)						
	18	1	6K-8162	1	RING-RETAINING						
	19	1	6V-8200	8	BOLT-SOCKET HEAD (M12X1.75X35-MM)						
	20	1	8C-3206	12	FLANGE-HALF						
	21	1	8T-4121	24	WASHER-HARD (11X21X2.5-MM THK)						
	22	1	8T-4196	24	BOLT (M10X1.5X35-MM)						

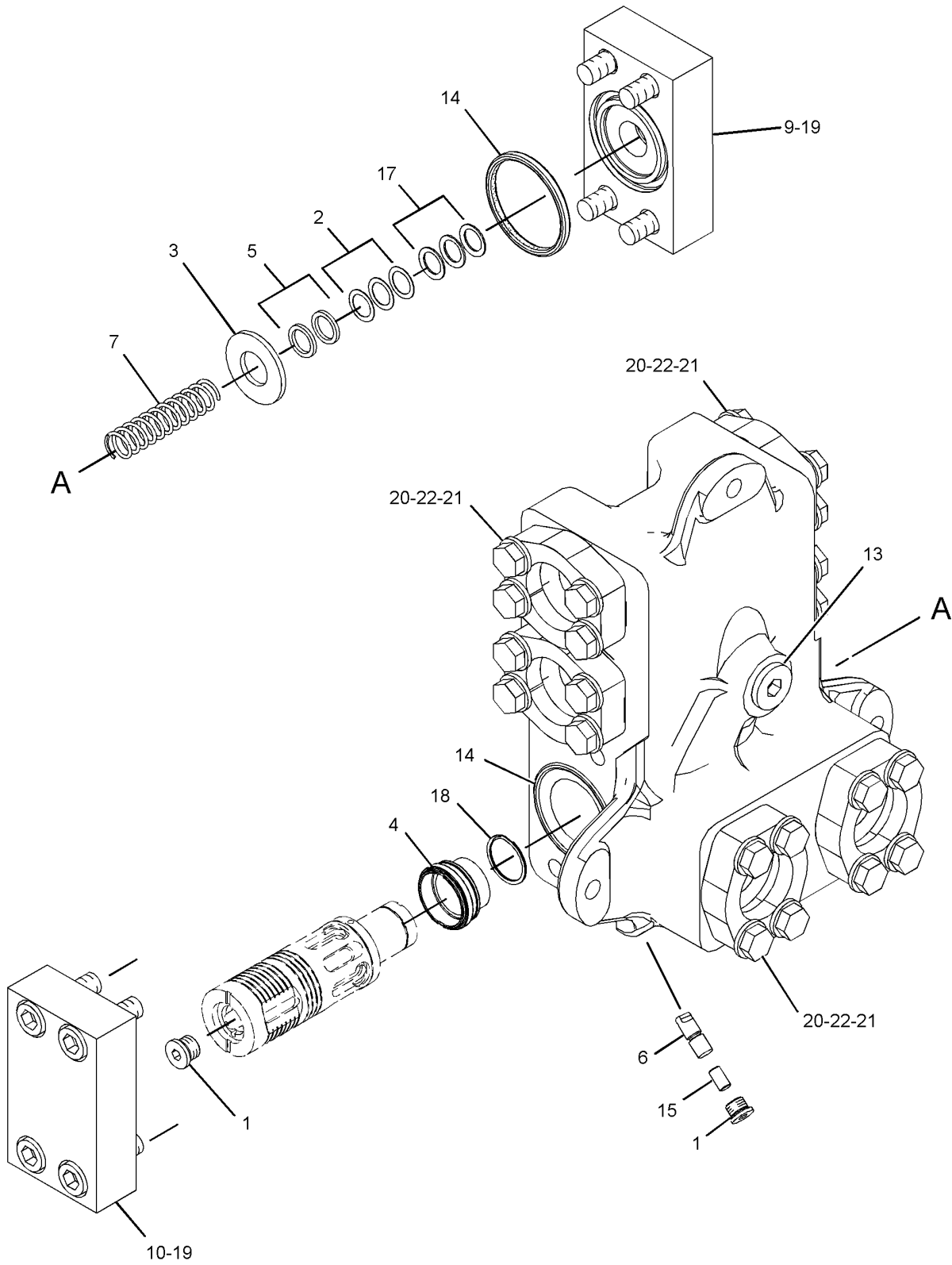
B-USE AS REQUIRED  
M-METRIC PART



# HYDRAULIC SYSTEM

336-7287 VALVE GP-QUICK-DROP (contd.)

i04009094



GRAPHIC #1

g02290715

<END>

# HYDRAULIC SYSTEM

## 4T-4932 VALVE GP-RELIEF-MAIN

S/N: PLR1-UP

DIRECT OPERATED

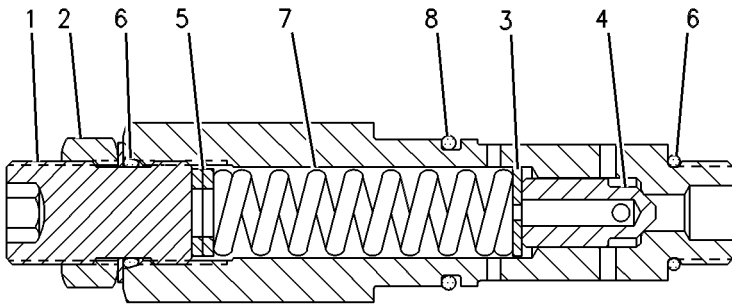
PART OF 327-5389 MANIFOLD GP-VALVE

SMCS - 5069

SMCS - 5117

I00176783

NOTE	REF NO	GRAPHIC REF	PART NUMBER	QTY	PART NAME						SEE PAGE
					1	2	3	4	5	6 (PRODUCT LEVEL)	
	1	1	6E-1835	1	RETAINER AS						
	2	1	9X-6395	1	NUT (3/4-16-THD)						
	3	1	4T-7571	1	PLATE						
	4	1	6J-6439	1	VALVE-POPPET						
	5	1	9M-1974	2	WASHER-HARD (8.8X16X2-MM THK)						
	6	1	3K-0360	2	SEAL-O-RING						
	7	1	4T-2741	1	SPRING						
	8	1	7J-9933	1	SEAL-O-RING						



g00122264

GRAPHIC #1

<END>

# HYDRAULIC SYSTEM

## 225-8026 VALVE GP-RELIEF-IMPLEMENT PILOT OIL

S/N: PLR1-UP

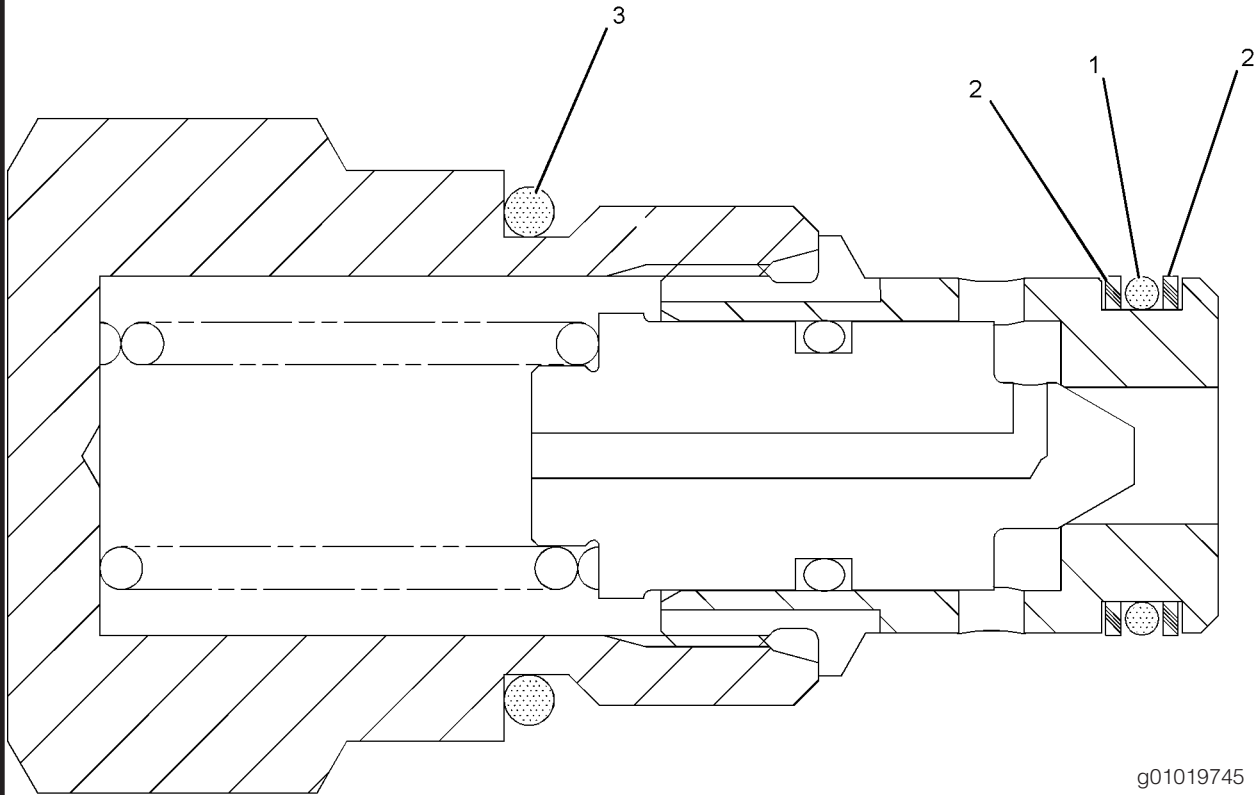
PART OF 226-4751 MANIFOLD GP-CONTROL

SMCS - 5069

SMCS - 5117

102536393

NOTE	REF NO	GRAPHIC REF	PART NUMBER	QTY	PART NAME						SEE PAGE
					1	2	3	4	5	6 (PRODUCT LEVEL)	
J	1	1	161-6149	1	SEAL-O-RING						
J	2	1	161-6161	2	RING-BACKUP						
J	3	1	2M-9780	1	SEAL-O-RING						
AVAILABLE REPAIR KIT(S):											
J			133-5545	1	KIT-SEAL (RELIEF VALVE)						
J-KIT MARKED J SERVICES PART(S) MARKED J											



GRAPHIC #1

g01019745

<END>

# HYDRAULIC SYSTEM

## 260-8590 VALVE GP-SHUTTLE

S/N: PLR1-UP

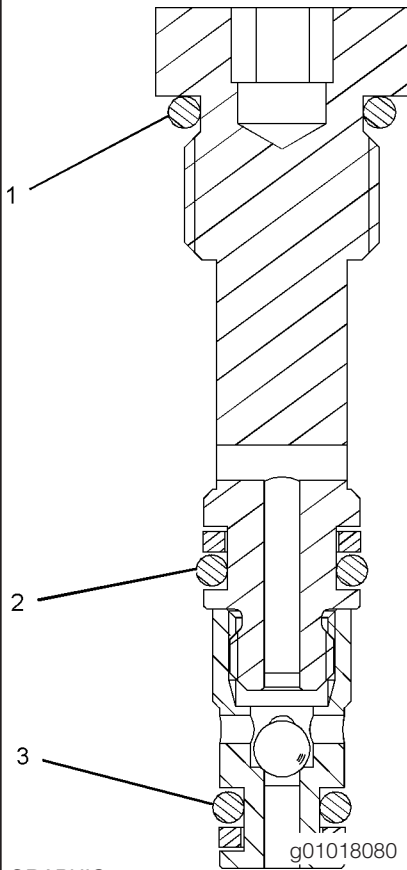
PART OF 325-0383, 327-5267 VALVE GP-CONTROL

SMCS - 5079

102746687

NOTE	REF NO	GRAPHIC REF	PART NUMBER	QTY	PART NAME						SEE PAGE
					1	2	3	4	5	6 (PRODUCT LEVEL)	
J	1	1	3J-7354	1	SEAL-O-RING						
J	2	1	9N-1756	1	SEAL-O-RING						
J	3	1	3H-0442	1	SEAL-O-RING						
AVAILABLE REPAIR KIT(S):											
J			240-7356	1	KIT-SEAL (SHUTTLE VALVE) (INCLUDES BACKUP RINGS & PARTS MARKED J)						

J-KIT MARKED J SERVICES PARTS MARKED J



GRAPHIC #1

<END>

# HYDRAULIC SYSTEM

## 201-0950 VALVE GP-SOLENOID

S/N: PLR1-UP

24-VOLT

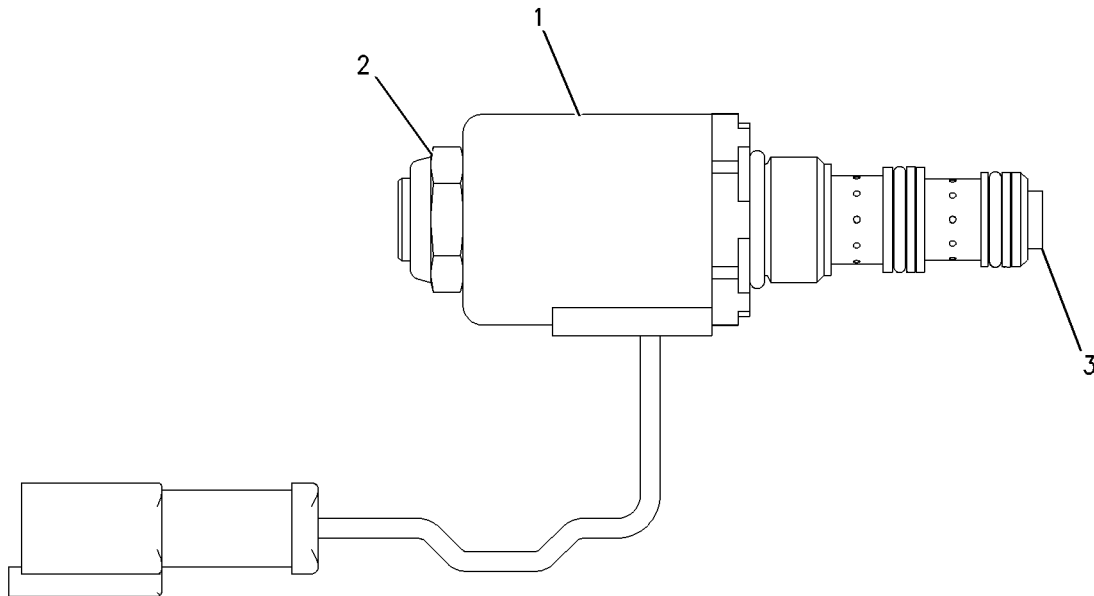
PART OF 226-4751 MANIFOLD GP-CONTROL

SMCS - 5479

104184709

NOTE	REF NO	GRAPHIC REF	PART NUMBER	QTY	PART NAME						SEE PAGE	
					1	2	3	4	5	6 (PRODUCT LEVEL)		
	1	1	122-1133	1	COIL AS (24-VOLT)							
		1	1S-9593	2	STRAP-CABLE							
		1	8T-8729	186-3735	2	PIN-CONNECTOR (16-GA TO 18-GA)						
		1	102-8802	1	KIT-RECEPTACLE (2-PIN) (INCLUDES RECEPTACLE AS & WEDGE)							
	2	1	156-5970	1	NUT (1/2-20-THD)							
J	3	1	171-8772	1	VALVE AS-SOLENOID							
		1	156-5970	1	NUT (1/2-20-THD)							
AVAILABLE REPAIR KIT(S):												
J			195-7430	KIT-SEAL (SOLENOID VALVE) (INCLUDES O-RING SEALS & BACKUP RINGS)								

J-KIT MARKED J SERVICES PART MARKED J



GRAPHIC #1

g00888488

<END>

# HYDRAULIC SYSTEM

## 329-5064 VALVE GP-SOLENOID

S/N: PLR1-UP

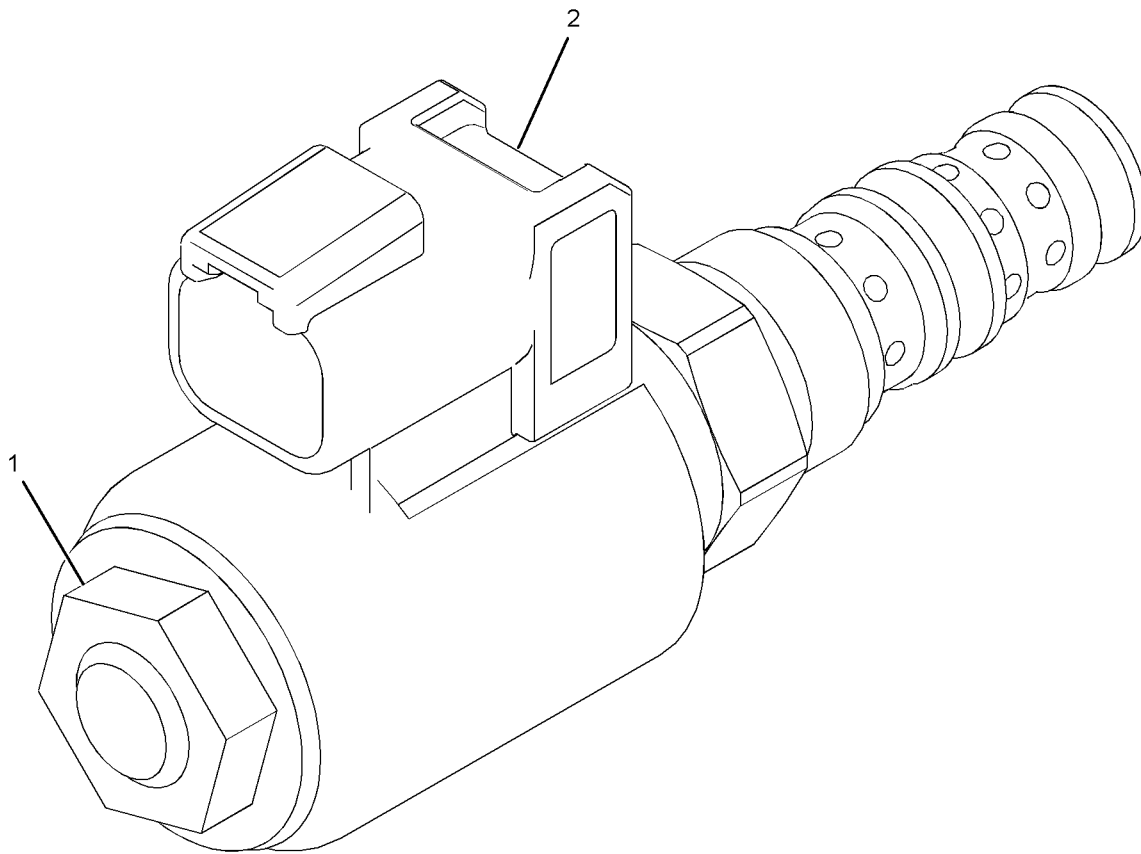
24-VOLT

PART OF 325-1699 MANIFOLD GP-CONTROL

SMCS - 5479

I03386600

NOTE	REF NO	GRAPHIC REF	PART NUMBER	QTY	PART NAME						SEE PAGE
					1	2	3	4	5	6 (PRODUCT LEVEL)	
	1	1	156-5970	1	NUT (1/2-20-THD)						
	2	1	249-0981	1	COIL AS						
					AVAILABLE REPAIR KIT(S):						
			195-7430	1	KIT-SEAL (SOLENOID VALVE) (INCLUDES SEALS & RINGS)						



GRAPHIC #1

g01754293

<END>

# HYDRAULIC SYSTEM

## 348-9743 VALVE GP-SOLENOID

S/N: MME1-UP

24-VOLT

PART OF 364-1558 ENGINE AR-COMPLETE

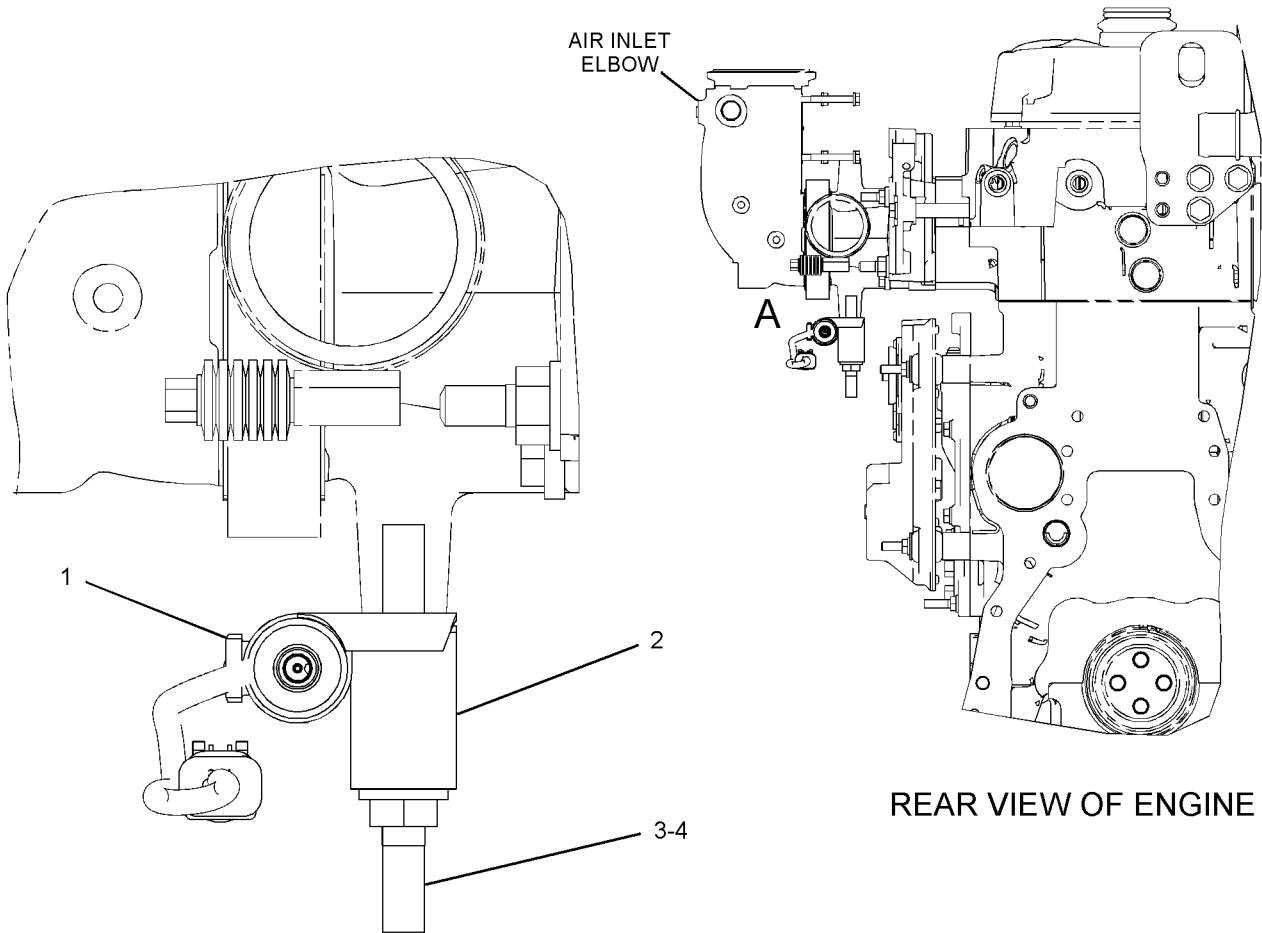
FOR USE WITH MIXER UP APPLICATIONS

SMCS - 5479

103908925

NOTE	REF NO	GRAPHIC REF	PART NUMBER	QTY	PART NAME						SEE PAGE
					1	2	3	4	5	6 (PRODUCT LEVEL)	
	1	1	344-6043	1	VALVE GP-SOLENOID						
E		1	9X-1813		SLEEVE (13-CM)						
		1	144-1636	2	PIN-CONNECTOR (14-GA TO 18-GA)						
		1	238-8248	1	RECEPTACLE AS-CONNECTOR (2-PIN)						
	2	1	350-2246	1	SPACER (11X25X37-MM THK)						
	3	1	234-9525	1	STUD (M10X1.5-THD)						
	4	1	6V-5839	1	WASHER (11X21X2.5-MM THK)						

E-ORDER BY THE CENTIMETER



VIEW OF AREA A

REAR VIEW OF ENGINE

g02186113

GRAPHIC #1

# IMPLEMENTS

## 362-2183 LINES GP-GREASE

S/N: PLR1-UP

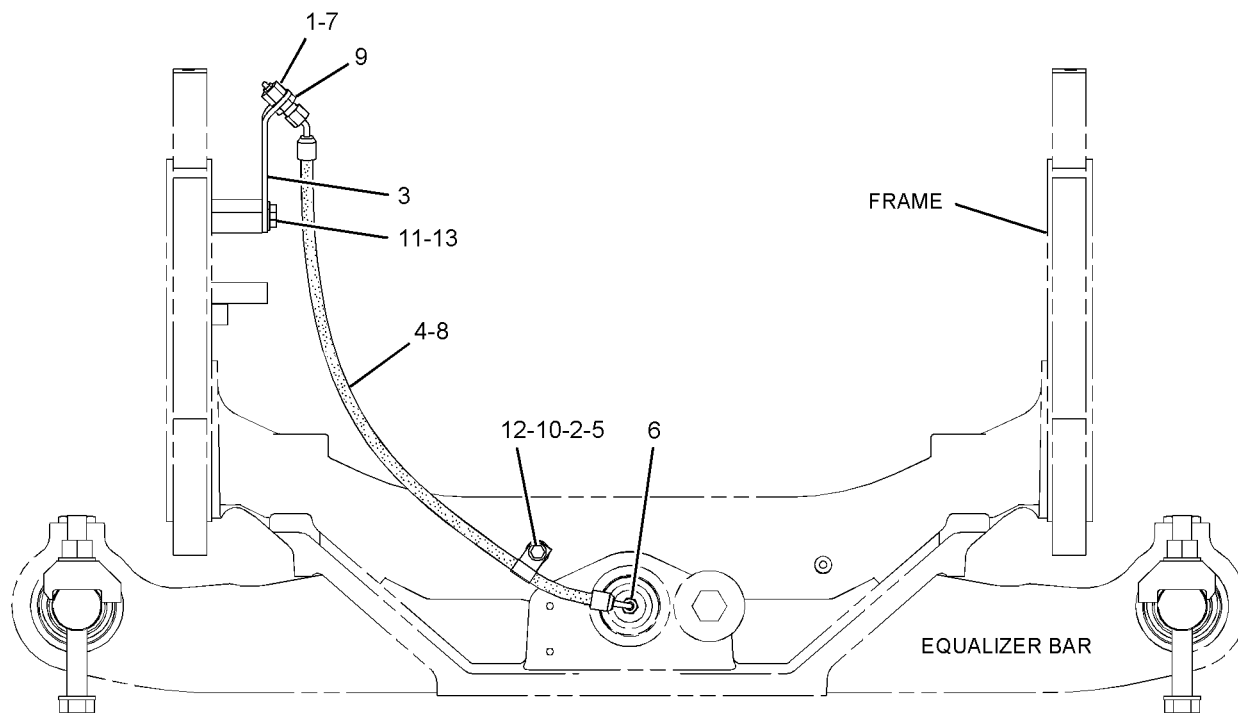
PART OF 324-3020 CHASSIS AR

SMCS - 7510

104020810

NOTE	REF NO	GRAPHIC REF	PART NUMBER	QTY	PART NAME						SEE PAGE
					1	2	3	4	5	6 (PRODUCT LEVEL)	
	1	1	8C-6915	1	ADAPTER-BULKHEAD						
	2	1	9R-6307	1	SPACER (11X28X12-MM THK)						
	3	1	347-0162	1	PLATE						
	4	1	362-2184	1	HOSE AS						
	5	1	124-0174	1	CLIP						
	6	1	148-8316	1	CONNECTOR AS						
		1	6V-8647	1	CONNECTOR						
		1	3J-7354	1	SEAL-O-RING						
		1	4J-5477	1	SEAL-O-RING						
	7	1	3B-8489	1	FITTING-GREASE						
	8	1	6V-8397	1	SEAL-O-RING						
	9	1	6V-9168	1	NUT (11/16-16-THD)						
	10	1	8T-4121	1	WASHER-HARD (11X21X2.5-MM THK)						
	11	1	8T-4139	2	BOLT (M12X1.75X30-MM)						
	12	1	8T-4195	1	BOLT (M10X1.5X30-MM)						
	13	1	8T-4223	2	WASHER-HARD (13.5X25.5X3-MM THK)						

M-METRIC PART



REAR VIEW

GRAPHIC #1



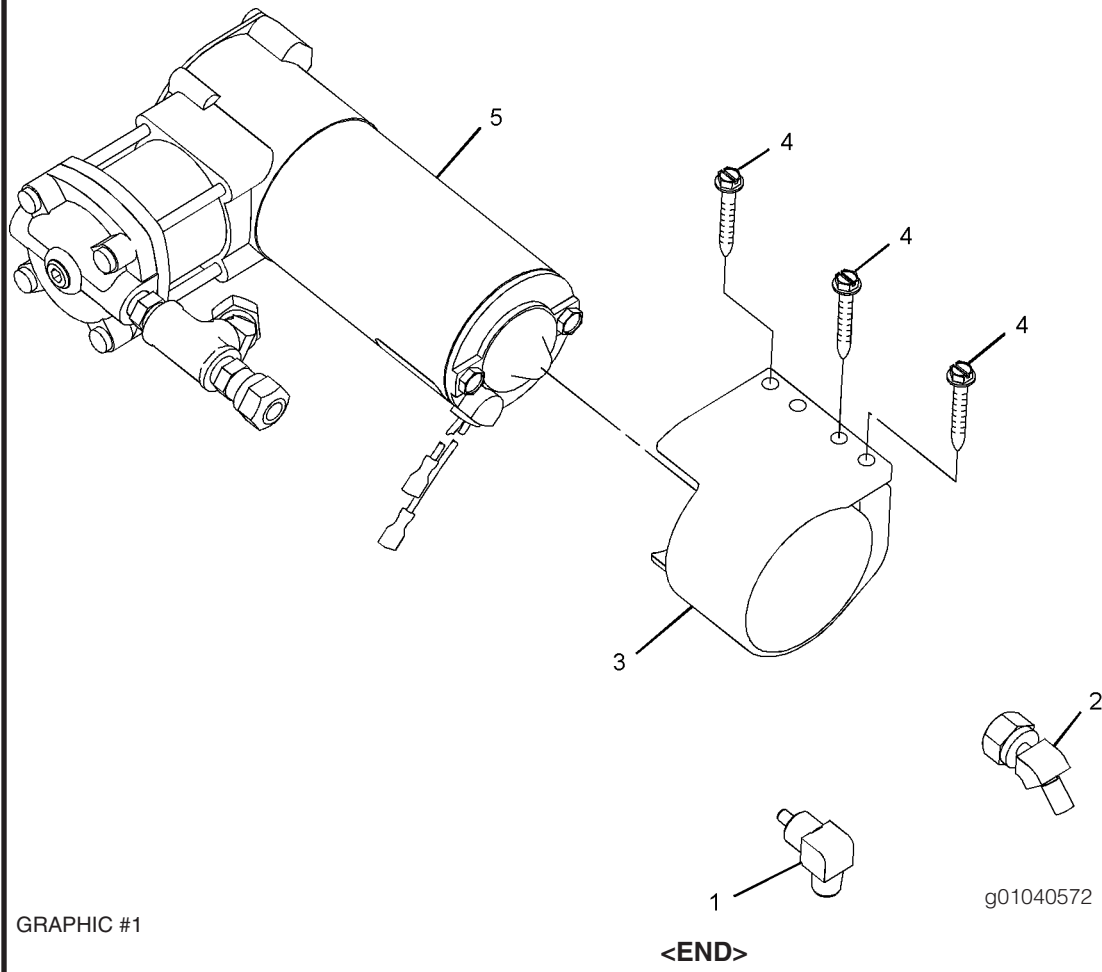
# OPERATOR STATION

## 214-0783 AIR COMPRESSOR GP-SEAT-HEAVY-DUTY

S/N: PLR1-UP  
 FIELD REPLACEMENT FOR 526  
 SMCS - 731S  
 SMCS - 7324

102638502

NOTE	REF NO	GRAPHIC REF	PART NUMBER	QTY	PART NAME						SEE PAGE
					1	2	3	4	5	6 (PRODUCT LEVEL)	
	1	1	5P-4423	1	ELBOW						
	2	1	5P-4432	1	ELBOW-AIR BRAKE						
	3	1	175-5058	1	MOUNT						
	4	1	186-5107	3	SCREW-DRIVE (NO 8-16X1.25-IN)						
	5	1	214-0784	1	COMPRESSOR AS						



# OPERATOR STATION

## 237-3970 AIR COMPRESSOR GP-SEAT

S/N: PLR1-UP

FOR OPTIONAL FIELD REPLACEMENT ORDER 211-5358 CONDUIT (100-CM), 5P-6010 TUBE (1-M)  
525

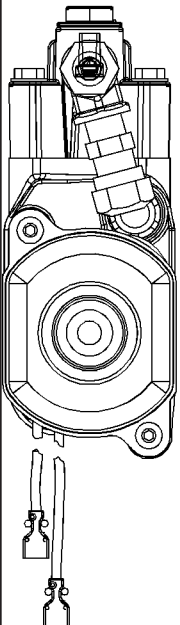
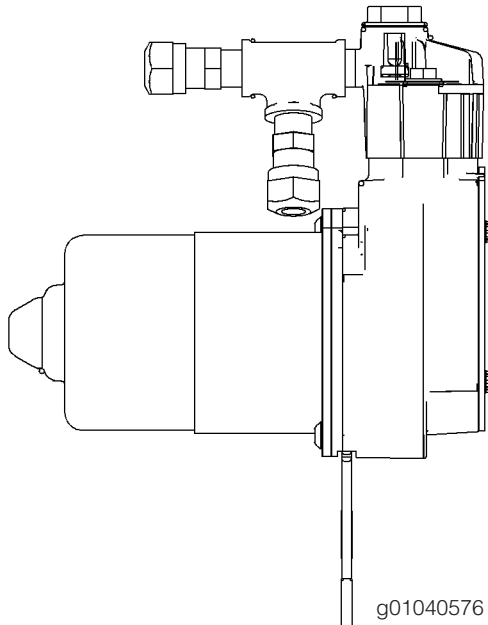
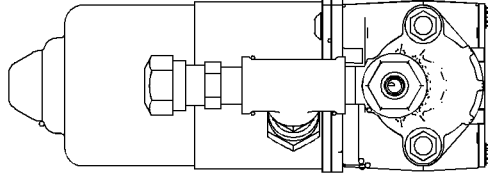
PART OF 191-2933 SUSPENSION GP-SEAT

SMCS - 731S

SMCS - 7324

102012095

NOTE	REF NO	GRAPHIC REF	PART NUMBER	QTY	PART NAME						SEE PAGE
					1	2	3	4	5	6 (PRODUCT LEVEL)	
(NO SERVICED PARTS)											



GRAPHIC #1

<END>

# OPERATOR STATION

## 279-2591 AIR CONDITIONER GP

S/N: PLR1-UP

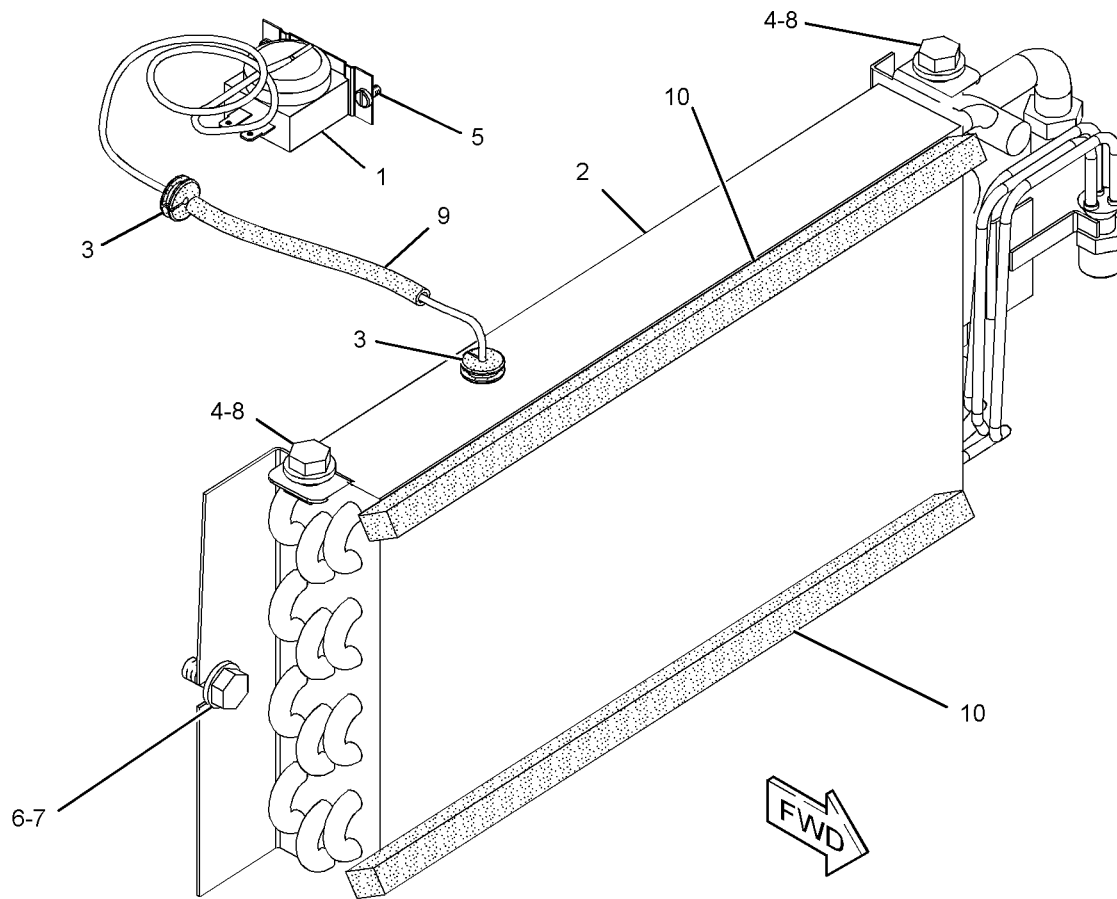
PART OF 325-3724 CAB AR

SMCS - 7320

102470112

NOTE	REF NO	GRAPHIC REF	PART NUMBER	QTY	PART NAME						SEE PAGE
					1	2	3	4	5	6 (PRODUCT LEVEL)	
	1	1	3E-5464	1	THERMOSTAT (HVAC) (REFRIGERANT)						
	2	1	109-6406	1	COIL AS (EVAPORATOR)						
	3	1	2V-1937	2	GROMMET						
	4	1	5P-1075	2	WASHER-HARD (10.2X22.5X3-MM THK)						
	5	1	6L-7159	2	SCREW-MACHINE (8-32X0.313-IN)						
	6	1	8T-4121	2	WASHER-HARD (11X21X2.5-MM THK)						
	7	1	8T-4137	2	BOLT (M10X1.5X20-MM)						
	8	1	8T-4191	2	BOLT (M10X1.5X16-MM)						
E	9	1	144-0195		HOSE (12-CM)						
D	10	1	5P-5643		SEAL (0.40-M EACH)						

D-ORDER BY THE METER  
 E-ORDER BY THE CENTIMETER  
 M-METRIC PART



GRAPHIC #1

g01232330

<END>

# OPERATOR STATION

## 324-3115 AIR CONDITIONER GP

S/N: PLR1-UP

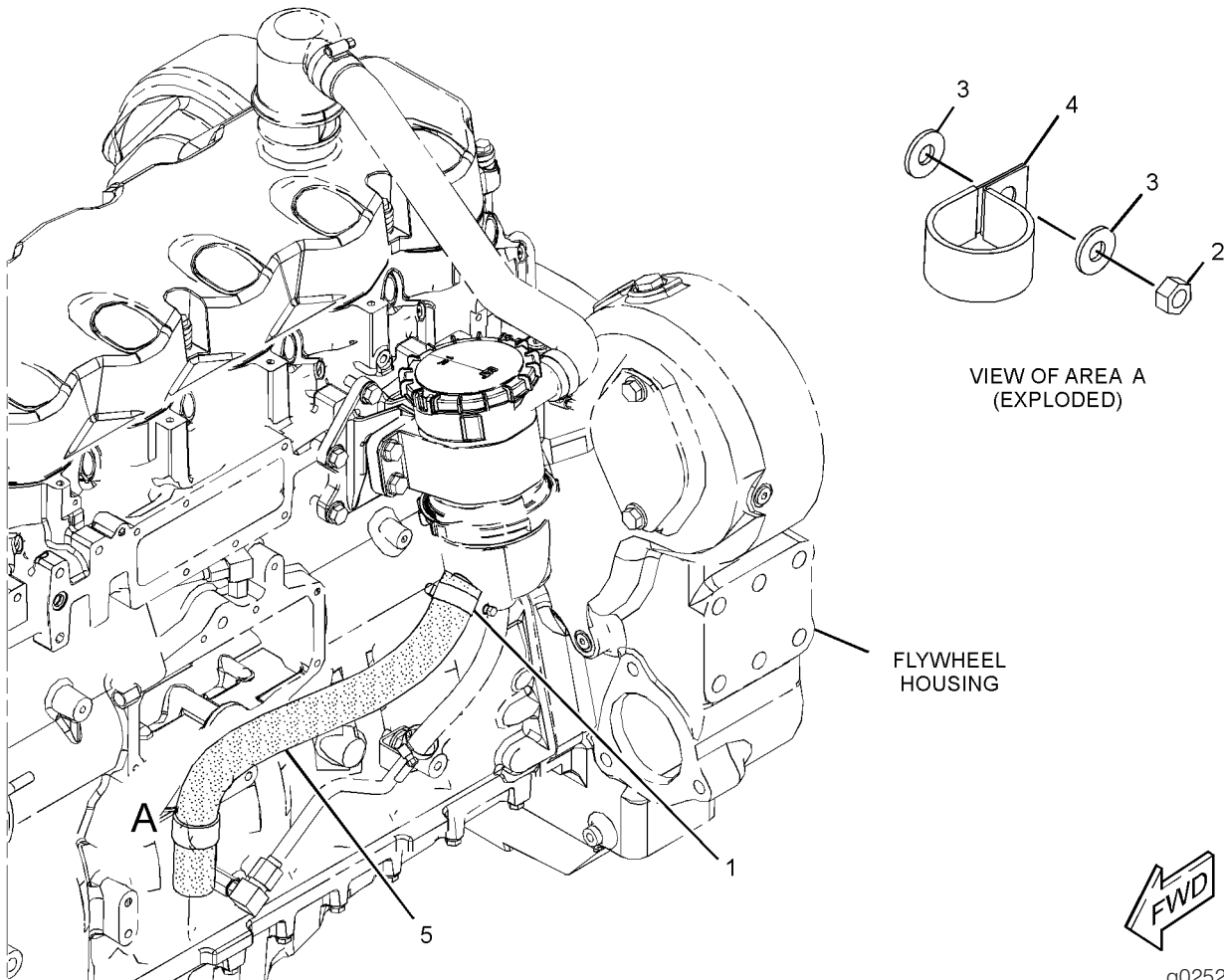
PART OF 324-3060 INSTALLATION AR

SMCS - 7320

104366057

NOTE	REF NO	GRAPHIC REF	PART NUMBER	QTY	PART NAME						SEE PAGE
					1	2	3	4	5	6 (PRODUCT LEVEL)	
	1	1	110-2445	1	CLAMP-HOSE						
C	2	1	5C-7261	1	NUT (M8X1.25-THD)						
C	3	1	5P-4116	2	WASHER-HARD (8.8X20.5X2-MM THK)						
	4	1	7D-7233	1	CLIP						
E	5	1	6V-5632		HOSE (49-CM)						

C-CHANGE FROM PREVIOUS TYPE  
E-ORDER BY THE CENTIMETER  
M-METRIC PART



g02523879

GRAPHIC #1

<END>

# OPERATOR STATION

## 230-5388 BLOWER GP-CAB

S/N: PLR1-UP

PART OF 325-3727 PRESSURIZER GP-CAB

SMCS - 7316

104003116

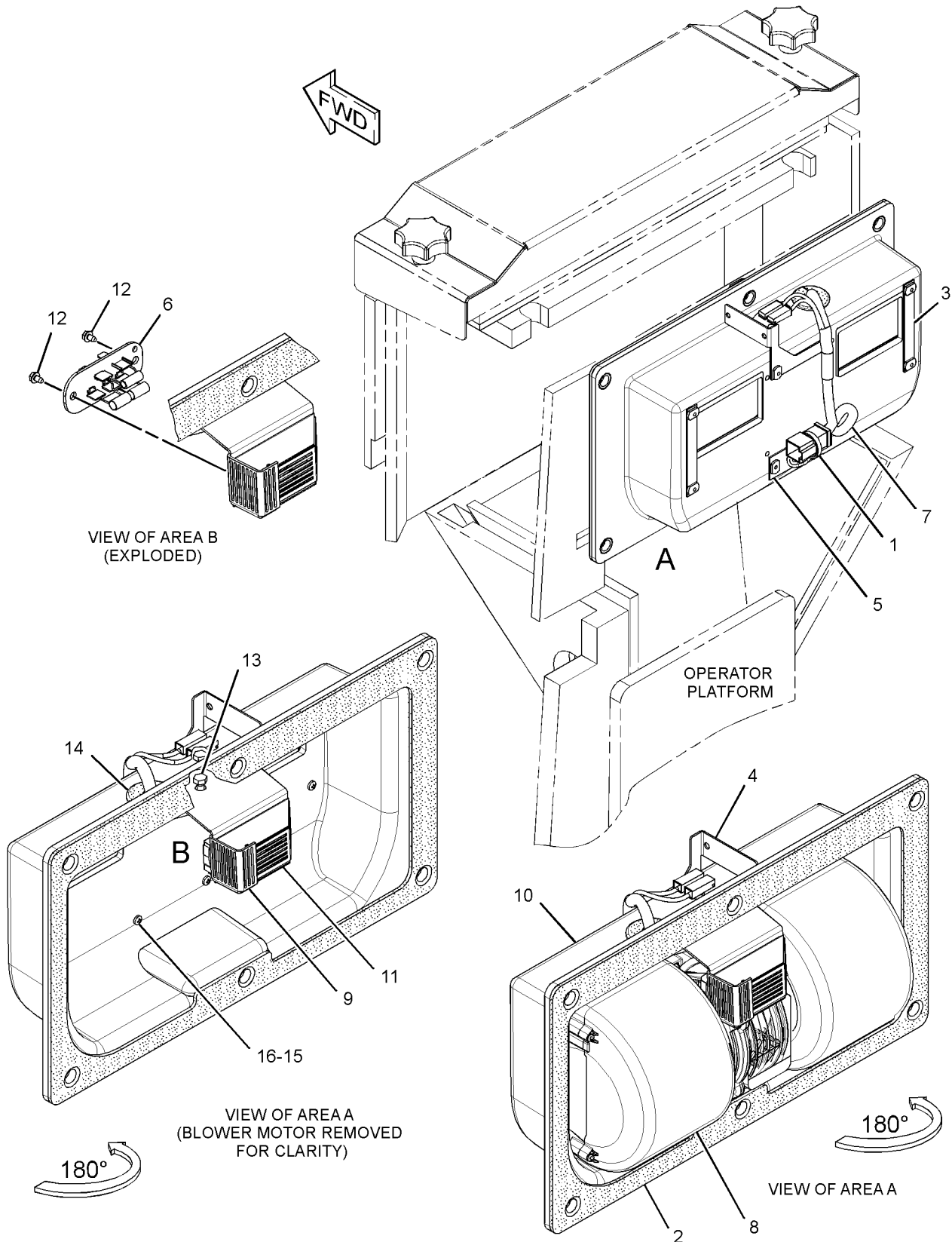
NOTE	REF NO	GRAPHIC REF	PART NUMBER	QTY	PART NAME						SEE PAGE	
					1	2	3	4	5	6 (PRODUCT LEVEL)		
	1	1	3S-2093	1	STRAP-CABLE							
	2	1	229-6635	1	GASKET							
	3	1	230-5385	2	PLATE AS							
	4	1	237-0934	1	PLATE AS							
	5	1	237-0956	1	PLATE AS							
	6	1	257-5029	1	RESISTOR AS							
	7	1	260-1914	1	HARNESS AS-MOTOR							
		1	102-8805	3E-3382	1	KIT-RECEPTACLE (6-PIN) (INCLUDES RECEPTACLE AS & WEDGE)						
		1	6T-6505	2	HOUSING-RECEPTACLE (BLADE, POSITIVE LOCK)							
		1	6T-6506	2	TERMINAL-BLADE (14-GA TO 18-GA)							
		1	9W-0844	2	SOCKET-CONNECTOR (14-GA TO 16-GA)							
		1	9W-0852	6	PIN-CONNECTOR (14-GA TO 16-GA)							
E		1	125-7875		TUBE-HEAT SHRINK (7.44-MM DIA) (10-CM)							
E		1	1P-0810163-4518		TAPE-ELECTRICAL (30-CM)							
		1	155-2270	168-8668	1	KIT-CONNECTING PLUG (2-PIN) (INCLUDES PLUG AS, WEDGE & INTERFACE SEAL)						
		1	192-2112	4	SOCKET-TERMINAL							
8		1	275-6706	1	MOTOR AS-BLOWER (24-VOLT)							
		1	102-8802	3E-3364	1	KIT-RECEPTACLE (2-PIN) (INCLUDES RECEPTACLE AS & WEDGE)						
		1	9W-0852	2	PIN-CONNECTOR (14-GA TO 16-GA)							
9		1	282-1951	1	PLATE AS							
10		1	282-1952	1	COVER AS-ACCESS							
11		1	282-1953	1	GUARD (RESISTOR)							
12		1	2M-1444	2	SCREW-TAPPING (8-18X0.3-IN)							
13		1	5C-9553	2	BOLT (M6X1X16-MM)							
14		1	6H-4005	1	GROMMET							
15		1	8T-0337	8	SCREW-MACHINE (M4X0.7X12-MM)							
16		1	096-6166	8	WASHER-HARD (4.5X9X1-MM THK)							

E-ORDER BY THE CENTIMETER  
M-METRIC PART

# OPERATOR STATION

230-5388 BLOWER GP-CAB (contd.)

i04003116



GRAPHIC #1

<END>

g02143620

# OPERATOR STATION

## 332-3525 BOX GP-STORAGE

S/N: PLR1-UP

PART OF 325-3728 COVER GP-CONSOLE, 325-3730 PLATFORM GP-OPERATOR

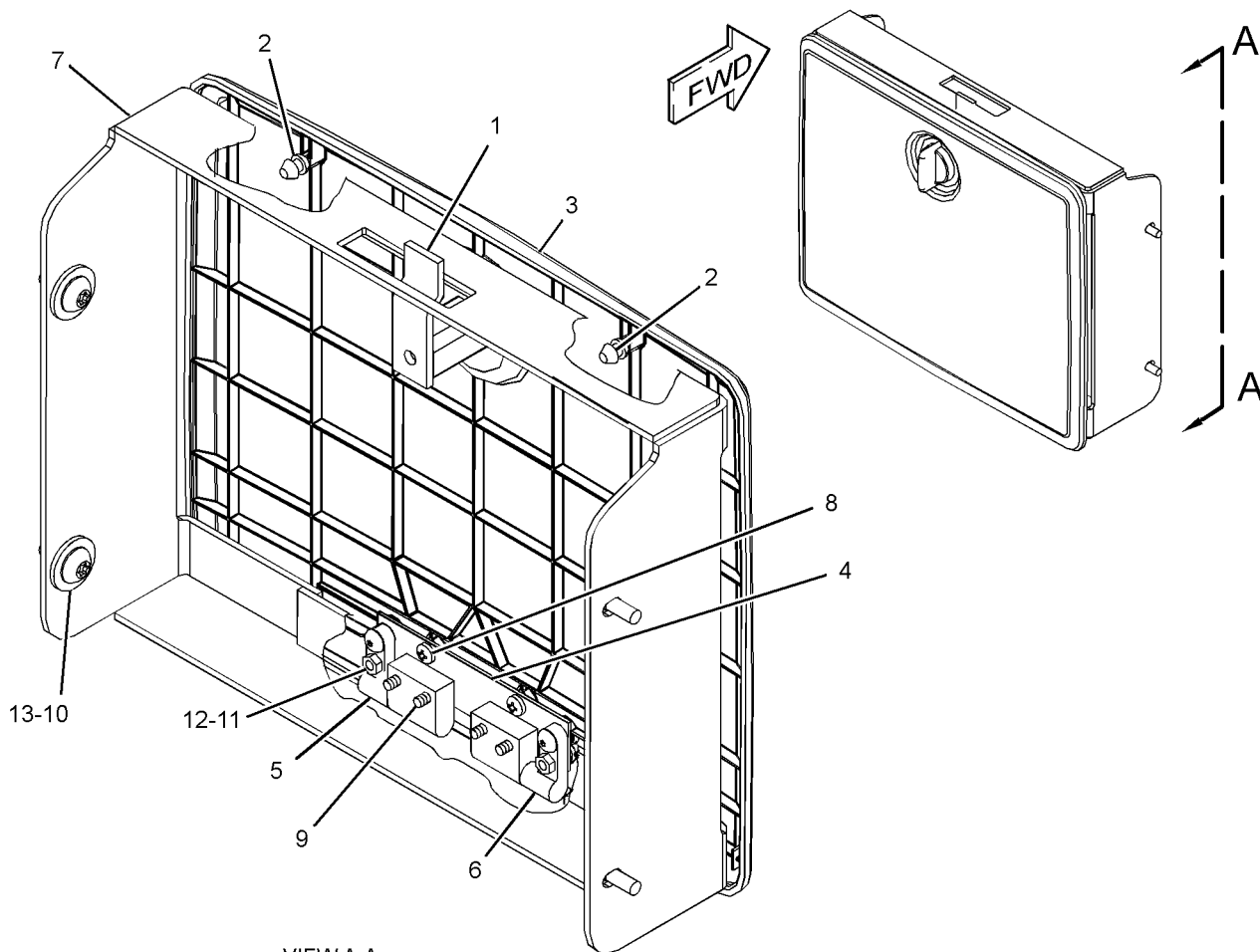
ALSO AN ATTACHMENT

SMCS - 7268

104460984

NOTE	REF NO	GRAPHIC REF	PART NUMBER	QTY	PART NAME						SEE PAGE
					1	2	3	4	5	6	
	1	1	214-2015	1	LATCH						
C	2	1	224-4905	2	BUMPER						
	3	1	332-3527	1	DOOR AS-ACCESS						
C	4	1	372-1637	1	PLATE						
C	5	1	373-2313	1	HINGE AS						
C	6	1	373-2319	1	HINGE AS						
C	7	1	376-1652	1	BRACKET AS						
	8	1	095-7930	2	SCREW-MACHINE (M4X0.7X6-MM)						
C	9	1	107-3786	4	BOLT (M4X0.7X12-MM)						
	10	1	117-8929	4	WASHER (6.6X22X2-MM THK)						
C	11	1	138-8454	4	SCREW-TRUSS HEAD (M4X0.7X10-MM)						
C	12	1	5C-8312	2	NUT (M4X0.7-THD)						
	13	1	9X-2044	4	SCREW-TRUSS HEAD (M6X1X16-MM)						

C-CHANGE FROM PREVIOUS TYPE  
M-METRIC PART



VIEW A-A

g02647536

GRAPHIC #1

<END>

# OPERATOR STATION

**325-3724 CAB AR**  
S/N: PLR1-UP  
PART OF 324-3020 CHASSIS AR  
SMCS - 7301

i04156621

NOTE	PART NUMBER	QTY	PART NAME						SEE PAGE
			1	2	3	4	5	6 (PRODUCT LEVEL)	
Y	279-2591	1	AIR CONDITIONER GP						527
Y	325-3726	1	CAB AR						533
Y	325-3728	1	COVER GP-CONSOLE						547
Y	325-4508	1	HEATER GP-CAB						551
Y	325-0081	1	LINES GP-AIR CONDITIONER						562
Y	325-0062	1	LINES GP-HEATER						564
Y	169-9637	1	MOUNTING GP-CAB						572
Y	325-3727	1	PRESSURIZER GP-CAB						582
Y	272-5171	1	TANK GP-WINDOW WASHER						600

Y-SEPARATE ILLUSTRATION

<END>



# OPERATOR STATION

## 325-3726 CAB AR

S/N: PLR1-UP

PART OF 325-3724 CAB AR

SMCS - 7301

i04019284

NOTE	PART NUMBER	QTY	PART NAME						SEE PAGE
			1	2	3	4	5	6 (PRODUCT LEVEL)	
Y	158-7696	1	CAB GP						534
Y	108-1335	1	HANDHOLD GP						550
Y	332-3496	1	INSTALLATION GP-RADIO						555
Y	332-3498	1	LINER GP-CAB						560
Y	105-9659	1	MIRROR GP-REAR VIEW (INTERIOR)						567
Y	332-3497	1	WASHER GP-WINDOW						602
Y	354-6924	1	WIPER GP-WINDOW						615

Y-SEPARATE ILLUSTRATION

<END>

# OPERATOR STATION

## 158-7696 CAB GP

S/N: PLR1-UP

PART OF 325-3726 CAB AR

SMCS - 7301

I04020212

NOTE	REF NO	GRAPHIC REF	PART NUMBER	QTY	PART NAME						SEE PAGE
					1	2	3	4	5	6 (PRODUCT LEVEL)	
	1	2	5G-8655	2	LEVER						
	2	2	6I-9386	2	BRACKET AS (EACH INCLUDES)						
		2	7P-7610	2	PLATE						
	3	1	5P-1076	5	WASHER-HARD (13.5X30X4-MM THK)						
	4	1	6V-2375	2	HANDLE AS-INSIDE (EACH INCLUDES)						
		1	6V-6887	1	KEEPER						
	5	1	6V-3260	8	BOLT-SOCKET HEAD (1/4-20X0.75-IN)						
	6	1	6V-7190	2	LEVER AS (EACH INCLUDES)						
		1	6V-8129	2	SETSCREW-SOCKET						
	7	1	6V-7636	4	PIN AS-SPRING						
	8	1	6V-8073	2	LINK-CONNECTING						
	9	2	7G-2454	1	GLASS (TINTED) (CAB FRONT)						
	10	2	8C-3442	2	SPRING-COIL						
C	11	1	4Y-9344	1	GLASS (REAR)						
Y	12	1	8E-5113	1	WINDOW GP-SLIDING (RH)						613
Y	13	2	8E-5114	1	WINDOW GP-SLIDING (LH)						614
B	14	1	8T-0318	8	SHIM (0.8-MM THK)						
	15	1	8T-1979	1	LINKAGE AS (LH)						
	16	1	8T-1980	1	LINKAGE AS (RH) (EACH LINKAGE ASSEMBLY INCLUDES)						
J		1	5P-8503	1	LOCK AS-CYLINDER						
		1	8T-8914	1	SEAL-LINKAGE						
	18	1	296-7726	2	STRIKER AS						
	19	1, 2	9G-1127	2	GLASS (CAB REAR SIDE)						
	20	1	109-9828	1	LATCH AS-ROTARY (RH)						
	21	1	109-9829	1	LATCH AS-ROTARY (LH)						
	22	2	118-0693	2	ROD						
	23	1, 2	125-8254	2	GLASS (TINTED) (DOOR, RH, LH)						
	24	2	158-7697	1	CAB AS						
	25	2	170-5854	1	BRACKET (RH)						
	26	2	170-5855	1	BRACKET (LH)						
	27	2	224-4998	1	DOOR AS (RH)						
	28	2	224-5000	1	DOOR AS (LH)						
	29	2	1B-8735	2	KEY-WOODRUFF						
	30	2	4K-3533	2	WASHER (9.7X17.5X1.6-MM THK)						
	31	2	4M-6425	2	BOLT (5/16-18X1-IN)						
	32	2	5M-8500	2	KNOB						
	33	1	6V-2331	2	HANDLE AS-OUTSIDE (EACH INCLUDES)						
		1	6V-6887	1	KEEPER						
	34	2	6V-8189	2	NUT (5/16-18-THD)						
	35	1	7X-0578	12	WASHER-HARD (10.2X32X2.5-MM THK)						
	36	2	7X-7729	12	WASHER (11X25X3-MM THK)						
	37	1, 2	8T-4136	24	BOLT (M10X1.5X25-MM)						
	38	1	8T-4181	8	BOLT (M6X1X20-MM)						
	39	1	8T-4183	5	BOLT (M12X1.75X40-MM)						
	40	2	8T-9043	2	BOLT (5/16-18X0.875-IN)						
	41	2	9D-9736	2	BUMPER						
	43	1	322-0819	5	INSERT-THREADED						
	44	1	8T-4121	5	WASHER-HARD (11X21X2.5-MM THK)						
	45	1	8T-4195	5	BOLT (M10X1.5X30-MM)						

# OPERATOR STATION

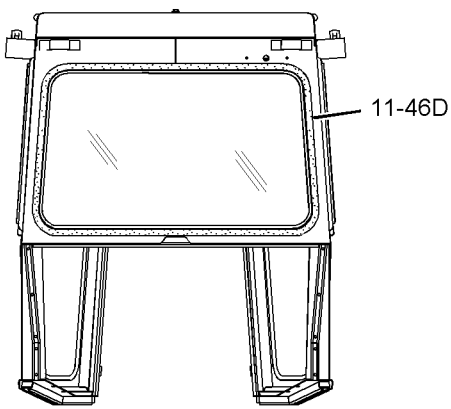
D	46	1, 2	<b>5P-6605</b> 5P-6606 SEAL (3.5-M EACH)	
D	46A	1, 2	<b>5P-6605</b> 5P-6606 SEAL (1.7-M EACH)	
D	46B	1, 2	<b>5P-6605</b> 5P-6606 SEAL (2.6-M EACH)	
D	46C	2	<b>5P-6605</b> 5P-6606 SEAL (2-M)	
D	46D	1	<b>5P-6605</b> 5P-6606 SEAL (3.6-M)	
D	47	2	<b>5P-5930</b> 5P-0809 SEAL (0.2-M EACH)	
D	47A	1	<b>5P-5930</b> 5P-0809 SEAL (0.8-M EACH)	
E	48	1	<b>103-2543</b>	SEAL (335-CM EACH)
D	49	2	<b>5P-5643</b> 5P-0892 SEAL (0.1-M EACH)	
D	50	1	<b>5P-7483</b>	SEAL (1.4-M EACH)
D	51	2	<b>8T-6936</b>	SEAL (0.1-M EACH)
	52	1	<b>3E-4304</b>	12 INSERT-THREADED (M6X1-THD)

B-USE AS REQUIRED  
 C-CHANGE FROM PREVIOUS TYPE  
 D-ORDER BY THE METER  
 E-ORDER BY THE CENTIMETER  
 J-REQUIRES CORPORATE KEY  
 M-METRIC PART  
 Y-SEPARATE ILLUSTRATION

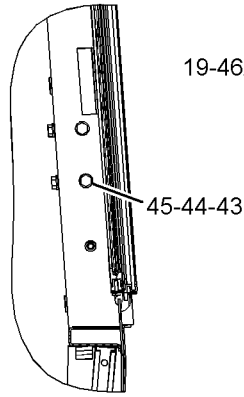
# OPERATOR STATION

158-7696 CAB GP (contd.)

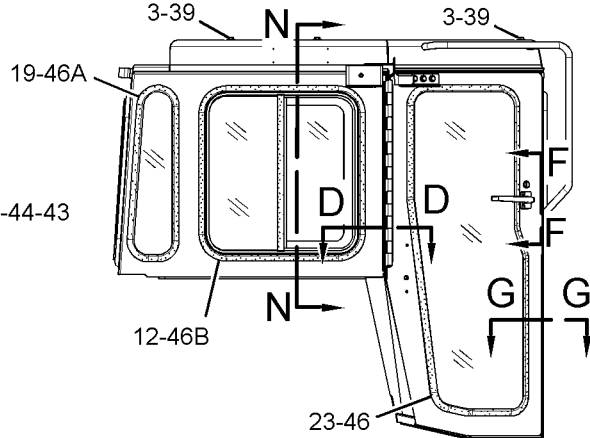
i04020212



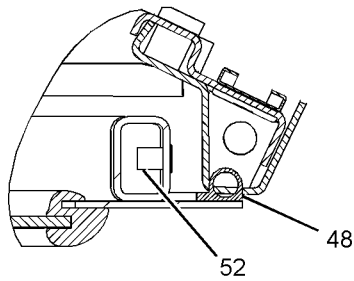
REAR VIEW



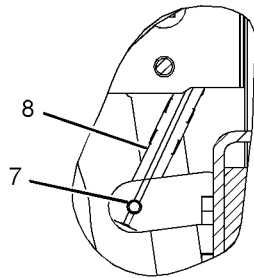
SECTION N-N  
(REAR VIEW OF RIGHT HAND B-POST)



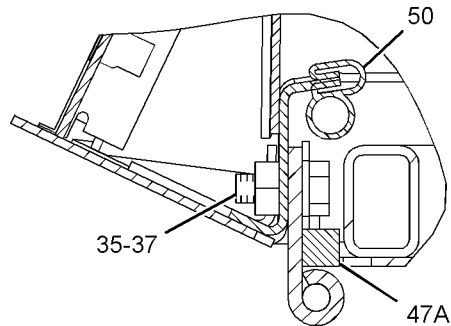
RIGHT SIDE VIEW



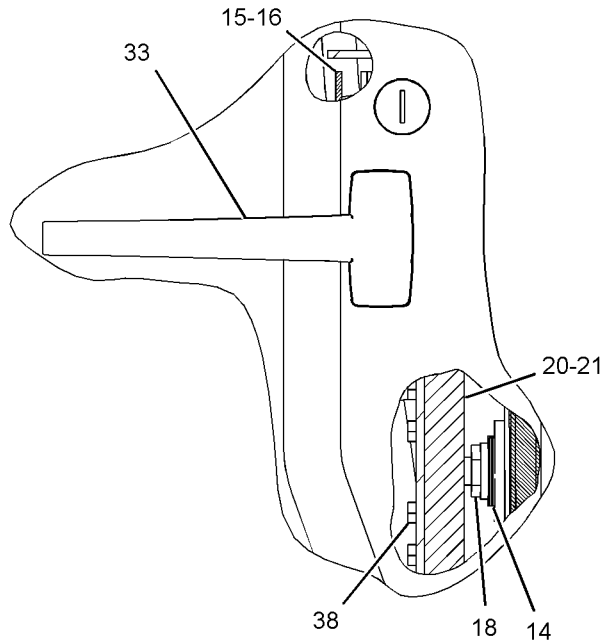
SECTION G-G



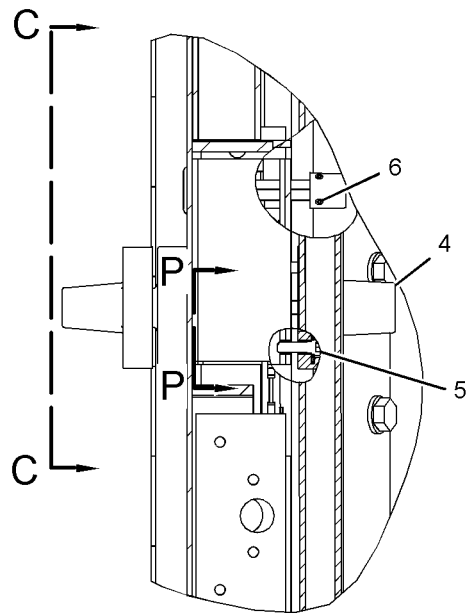
SECTION P-P



SECTION D-D



VIEW C-C

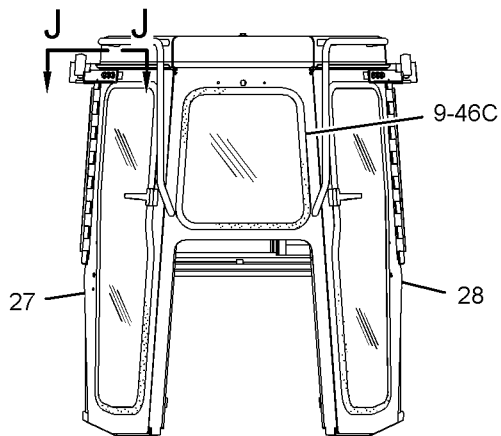


SECTION F-F

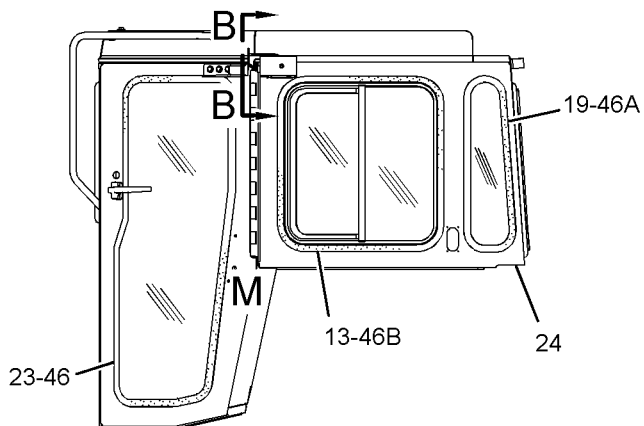
REFER TO ALL ILLUSTRATIONS OF  
THIS GROUP FOR AUXILIARY VIEWS  
GRAPHIC #1

g02256693

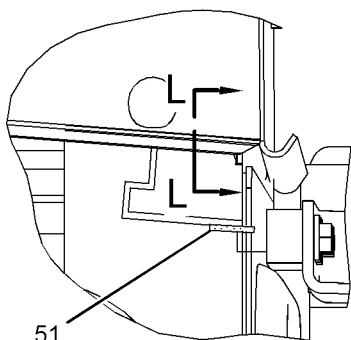
# OPERATOR STATION



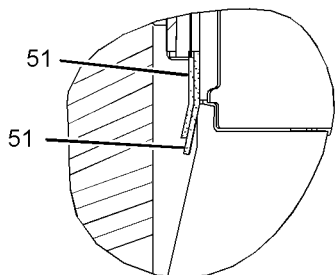
FRONT VIEW



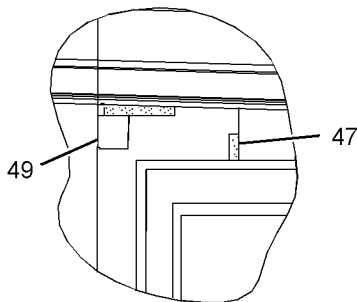
LEFT SIDE VIEW



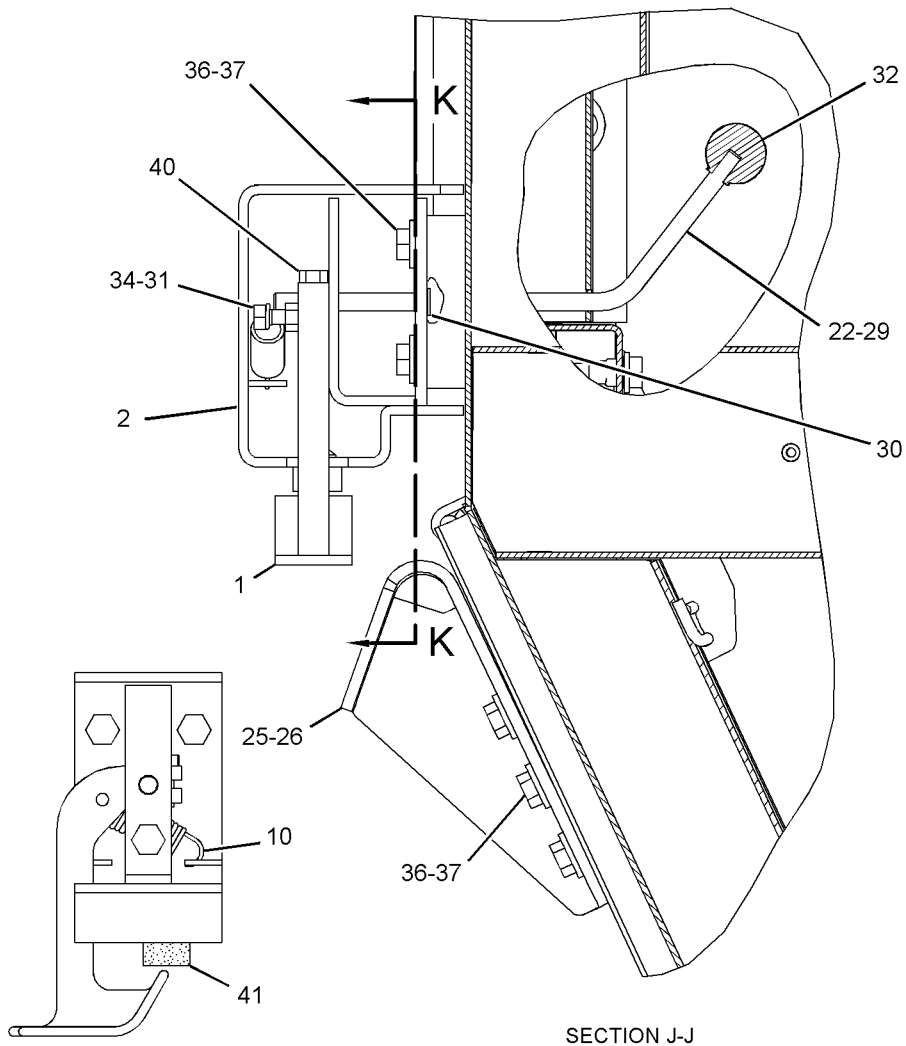
SECTION B-B



VIEW OF AREA M



SECTION L-L



SECTION J-J

SECTION K-K

g01652496

GRAPHIC #1

<END>

# OPERATOR STATION

## 332-5980 CANOPY AR

S/N: PLR1-UP

AN ATTACHMENT

SMCS - 7302

i04354012

NOTE	PART NUMBER	QTY	PART NAME						SEE PAGE	
			1	2	3	4	5	6 (PRODUCT LEVEL)		
Y	325-3730	1	PLATFORM GP-OPERATOR						579	
Y	357-7390	1	ROPS GP						585	
Y	356-4919	1	SEAT GP-SUSPENSION (VINYL)						593	
	6V-1971	1	LITERATURE GP							
	246-2641	5P-8501	1	PADLOCK GP						
	5P-8500	1	KEY							
	5P-7958	1	SLEEVE-CABLE SPLICE							
	357-0490	1	BELT-SERPENTINE							
	299-8066	1	FILM-CERTIFICATION (OPS, READ OMM)							
	332-5988	1	FILM-INFORMATION (BELT ROUTING) (ON ALTERNATOR)							
	219-0305	1	FILM-WARNING (NO WELD, NO DRILL, READ OMM) (ON LH ROPS POST VIEWABLE FROM GROUND)							
	8T-4133	1	NUT (M10X1.5-THD)							
	8T-4121	1	WASHER-HARD (11X21X2.5-MM THK) (ON BRACKET ON MIXING CHAMBER)							

M-METRIC PART  
Y-SEPARATE ILLUSTRATION

<END>

# OPERATOR STATION

## 321-7930 COMPRESSOR & MTG GP-REFRIG

S/N: PLR1-UP

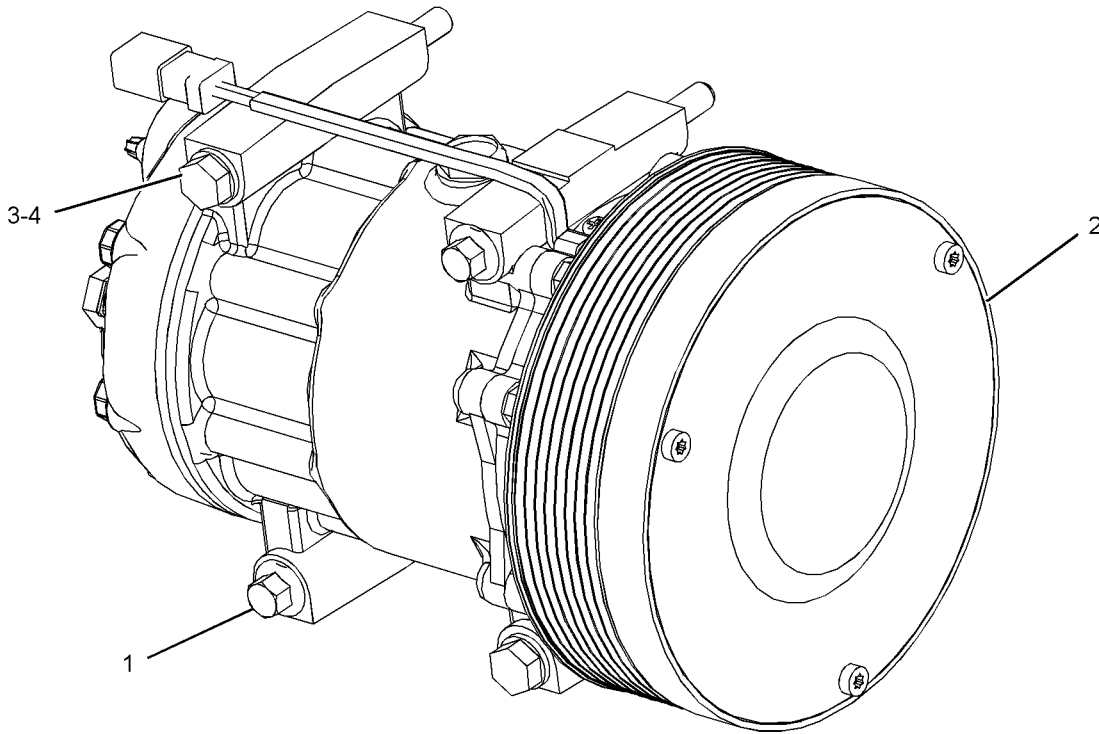
PART OF 324-3060 INSTALLATION AR

SMCS - 1802

104016289

NOTE	REF NO	GRAPHIC REF	PART NUMBER	QTY	PART NAME						SEE PAGE
					1	2	3	4	5	6 (PRODUCT LEVEL)	
	1	1	255-1281	2	BOLT-FLANGE HEAD (M8X1.25X100-MM)						
Y	2	1	324-9711	1	COMPRESSOR GP-REFRIGERANT						540
	3	1	7X-2538	2	BOLT (M8X1.25X100-MM)						
	4	1	8T-4224	2	WASHER-HARD (8.8X16X2-MM THK)						

M-METRIC PART  
Y-SEPARATE ILLUSTRATION



GRAPHIC #1

g02270753

<END>

# OPERATOR STATION

## 324-9711 COMPRESSOR GP-REFRIGERANT

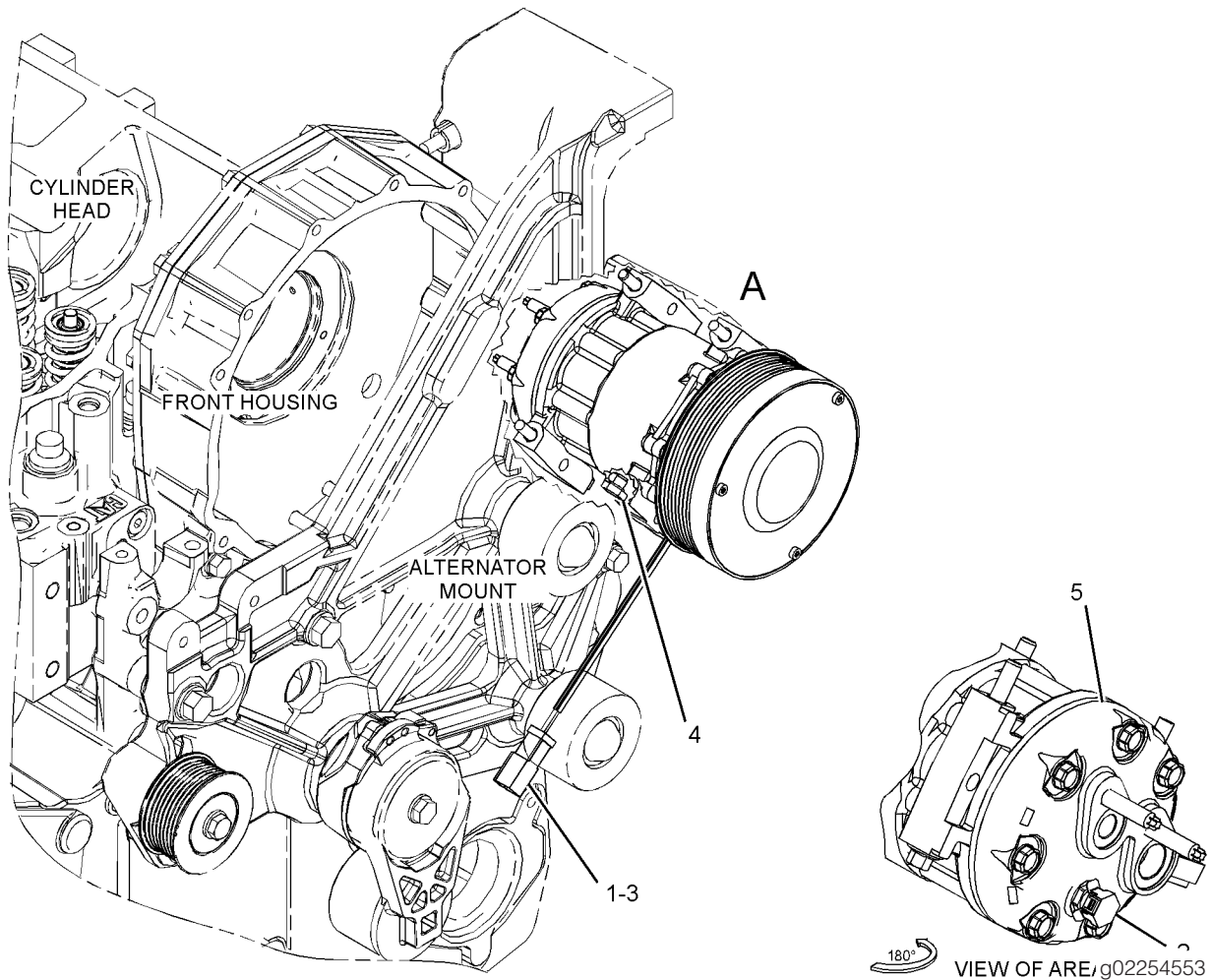
S/N: PLR1-UP

PART OF 321-7930 COMPRESSOR & MTG GP-REFRIG

SMCS - 1802

I04016294

NOTE	REF NO	GRAPHIC REF	PART NUMBER	QTY	PART NAME						SEE PAGE
					1	2	3	4	5	6 (PRODUCT LEVEL)	
	1	1	102-8802	1	KIT-RECEPTACLE (2-PIN) (INCLUDES RECEPTACLE AS & WEDGE)						
	2	1	314-4018	1	VALVE AS-PRESSURE RELIEF (REFRIGERANT COMPRESSOR)						
	3	1	126-1767	2	PIN-CONNECTOR (14-GA TO 16-GA)						
	4	1	7T-4532	1	PLUG AS						
	5	1	329-1023	1	HEAD						



GRAPHIC #1

<END>



# OPERATOR STATION

## 321-8060 CONDENSER & MTG GP-REFRIGERANT

S/N: PLR1-UP

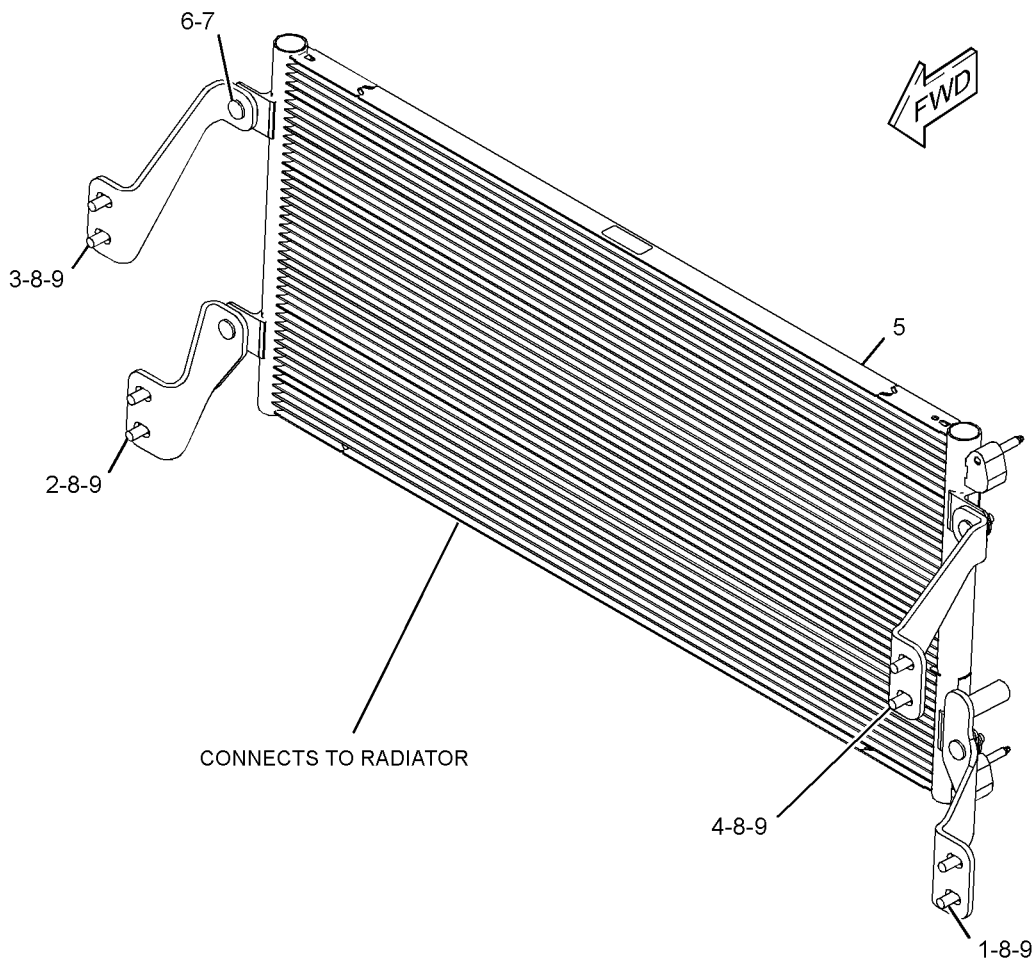
PART OF 324-3060 INSTALLATION AR

SMCS - 1805

104017775

NOTE	REF NO	GRAPHIC REF	PART NUMBER	QTY	PART NAME						SEE PAGE
					1	2	3	4	5	6 (PRODUCT LEVEL)	
	1	1	321-8028	1	BRACKET AS (LOWER, LH)						
	2	1	321-8029	1	BRACKET AS (LOWER, RH)						
	3	1	321-8034	1	BRACKET AS (UPPER, RH)						
	4	1	321-8035	1	BRACKET AS (UPPER, LH)						
	5	1	334-1474	1	CORE AS-CONDENSER						
		1	317-8141	4	MOUNT						
	6	1	5C-7261	4	NUT (M8X1.25-THD)						
	7	1	7X-0579	4	WASHER-HARD (8.8X25.5X2-MM THK)						
	8	1	8T-4121	8	WASHER-HARD (11X21X2.5-MM THK)						
	9	1	8T-4136	8	BOLT (M10X1.5X25-MM)						

M-METRIC PART



GRAPHIC #1

<END>

g02269733

# OPERATOR STATION

## 336-5821 CONTROL & MTG GP-PEDAL

S/N: PLR1-UP

PART OF 324-3083 POWER TRAIN AR

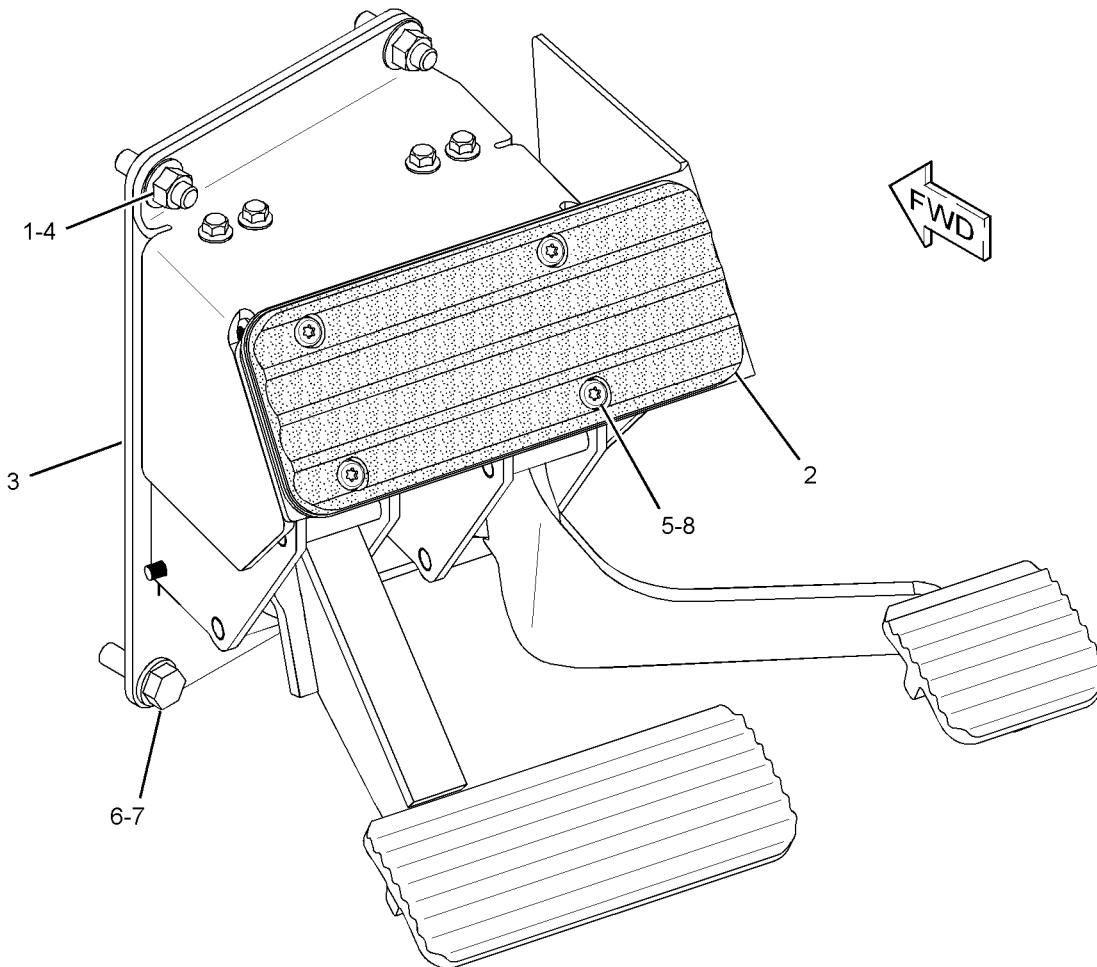
SMCS - 5462

104009909

NOTE	REF NO	GRAPHIC REF	PART NUMBER	QTY	PART NAME						SEE PAGE
					1	2	3	4	5	6 (PRODUCT LEVEL)	
	1	1	171-7077	2	ROD-THREADED						
	2	1	336-5817	1	PAD AS-FOOT						
Y	3	1	365-3464	1	PEDAL GP-GOVERNOR & BRAKE						575
	4	1	175-7141	2	NUT-HEX FLANGE (M10X1.5-THD)						
	5	1	323-3722	4	SCREW-PAN HEAD (M6X1X12-MM)						
	6	1	8T-4121	2	WASHER-HARD (11X21X2.5-MM THK)						
	7	1	8T-4195	2	BOLT (M10X1.5X30-MM)						
	8	1	9X-8267	4	WASHER (6.6X12X2-MM THK)						

M-METRIC PART

Y-SEPARATE ILLUSTRATION



GRAPHIC #1

g02292395

<END>

# OPERATOR STATION

## 325-8335 CONTROL GP-JOYSTICK-STEERING, TRANSMISSION

S/N: PLR1-UP

PART OF 325-8334 CONTROL GP-STEERING & XMSN

SMCS - 5705

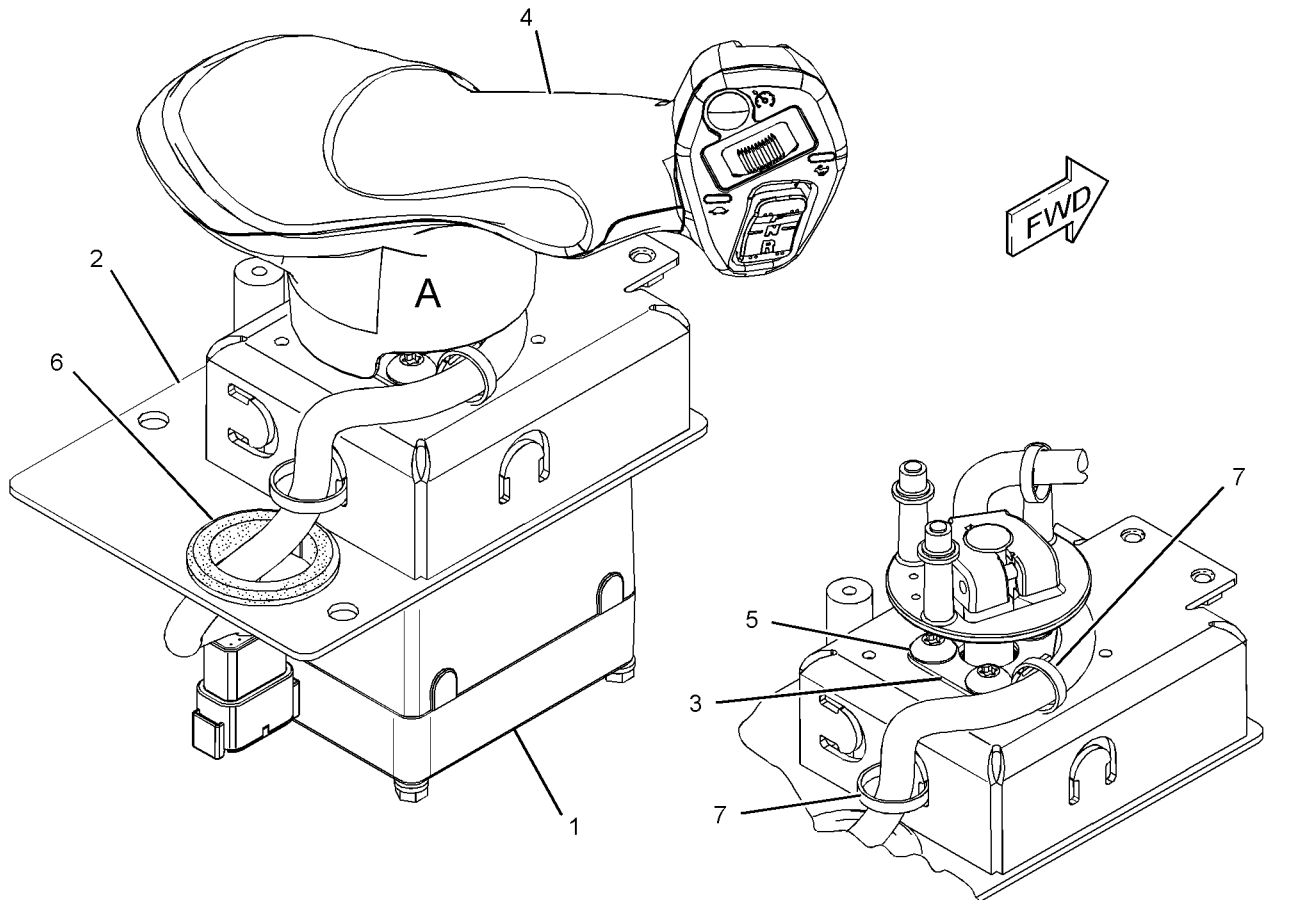
104367097

NOTE	REF NO	GRAPHIC REF	PART NUMBER	QTY	PART NAME						SEE PAGE
					1	2	3	4	5	6 (PRODUCT LEVEL)	
Y	1	1	266-6010	1	SENSOR GP-POSITION (STEERING)						228
	2	1	336-3844	1	PLATE AS						
C	3	1	364-0147	1	PLATE						
CY	4	1	364-0149	1	CONTROL GP-JOYSTICK (STEERING, TRANSMISSION)						545
	5	1	127-2170	3	SCREW-TRUSS HEAD (M8X1.25X20-MM)						
	6	1	4D-3100	1	GROMMET						
	7	1	3S-2093	2	STRAP-CABLE						

C-CHANGE FROM PREVIOUS TYPE

M-METRIC PART

Y-SEPARATE ILLUSTRATION



VIEW OF AREA A  
(PARTS REMOVED FOR CLARITY)g02525033

GRAPHIC #1

<END>

# OPERATOR STATION

## 351-7690 CONTROL GP-JOYSTICK-BULLDOZER

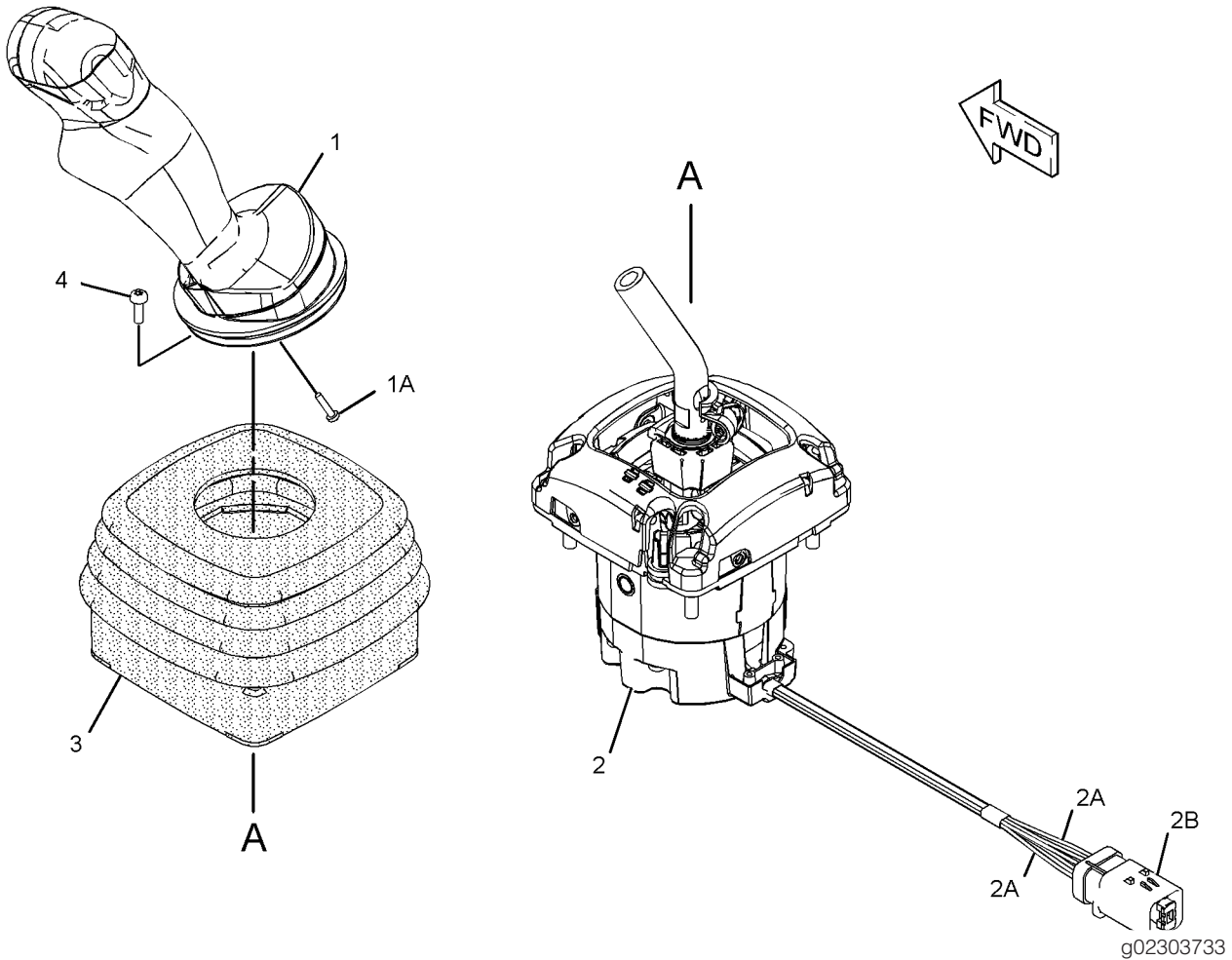
S/N: PLR1-UP

PART OF 324-3050 HYDRAULIC AR-2 VALVE

SMCS - 5705

I04156930

NOTE	REF NO	GRAPHIC REF	PART NUMBER	QTY	PART NAME						SEE PAGE
					1	2	3	4	5	6 (PRODUCT LEVEL)	
	1	1	323-8854	1	CONTROL GP-HANDLE (BULLDOZER)						
	1A	1	175-4165	2	SCREW-PAN HEAD (4-20X0.5-IN)						
	2	1	342-8946	1	SENSOR AS-POSITION (JOYSTICK) (BULLDOZER CONTROL HANDLE)						
	2A	1	8T-8729	6	PIN-CONNECTOR (16-GA TO 18-GA)						
	2B	1	281-3136	1	RECEPTACLE AS-CONNECTOR (6-PIN)						
	3	1	285-0150	1	BOOT						
	4	1	4B-9808	2	SETSCREW (1/4-20X0.5-IN)						



GRAPHIC #1

<END>

# OPERATOR STATION

## 364-0149 CONTROL GP-JOYSTICK-STEERING, TRANSMISSION

S/N: PLR1-UP

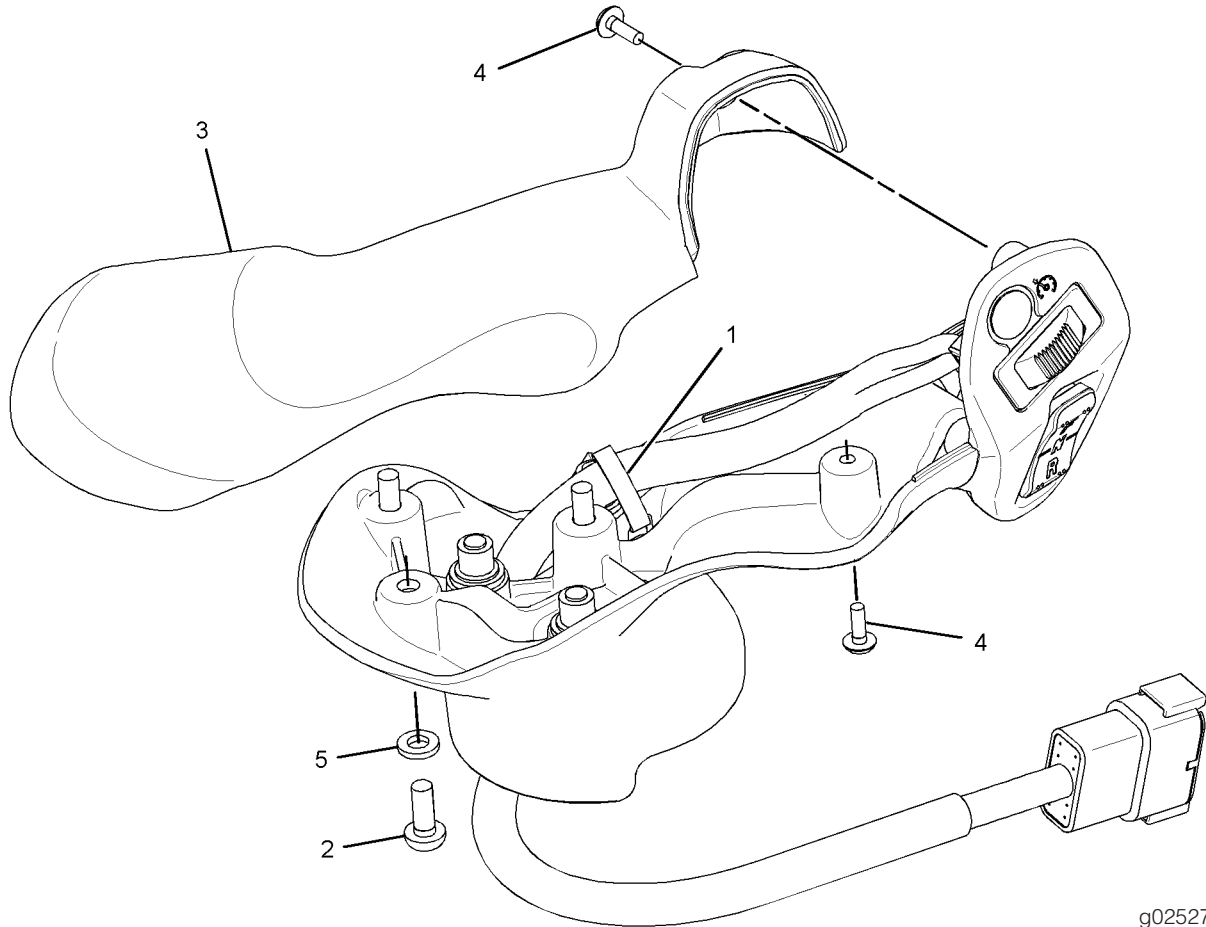
PART OF 325-8335 CONTROL GP-JOYSTICK

SMCS - 5705

I04360192

NOTE	REF NO	GRAPHIC REF	PART NUMBER	QTY	PART NAME						SEE PAGE
					1	2	3	4	5	6 (PRODUCT LEVEL)	
	1	1	3S-2093	1	STRAP-CABLE						
	2	1	184-0982	3	SCREW-PAN HEAD (M6X1X16-MM)						
	3	1	292-1366	1	HANDLE (UPPER)						
	4	1	174-8131	3	SCREW-TRUSS HEAD (M4X0.7X12-MM)						
	5	1	9X-8256	3	WASHER (6.6X12X2-MM THK)						

M-METRIC PART



g02527838

GRAPHIC #1

<END>

# OPERATOR STATION

## 374-1781 CONVERSION AR-OPEN ROPS

S/N: PLR1-UP  
AN ATTACHMENT  
SMCS - 7323

i04526364

NOTE	PART NUMBER	QTY	PART NAME						SEE PAGE
			1	2	3	4	5	6 (PRODUCT LEVEL)	
Y	384-5121	1	MOUNTING GP-ROPS						574
Y	384-5127	1	ROPS GP						587
	283-6924	1	HANDHOLD AS						
	8T-5379	2	BOLT (M24X3X50-MM)						
	385-0314	1	FILM-ROPS (OPS, READ OMM)						
	8T-5361	2	WASHER-HARD (28X49X5-MM THK)						

M-METRIC PART  
Y-SEPARATE ILLUSTRATION

<END>

# OPERATOR STATION

## 325-3728 COVER GP-CONSOLE

S/N: PLR1-UP

PART OF 325-3724 CAB AR

SMCS - 5258

104035004

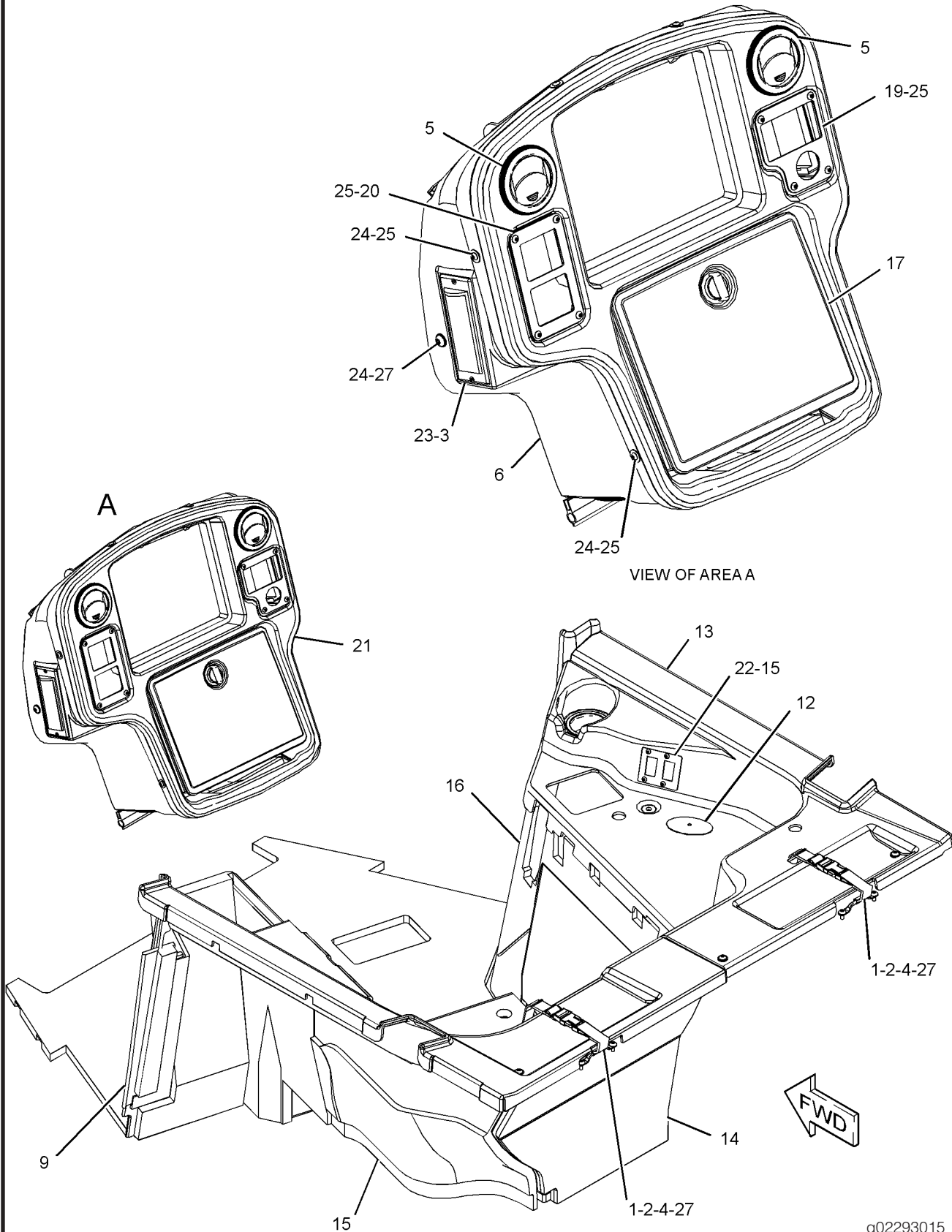
NOTE	REF NO	GRAPHIC REF	PART NUMBER	QTY	PART NAME						SEE PAGE
					1	2	3	4	5	6 (PRODUCT LEVEL)	
	1	1	6Y-0206	4	RETAINER						
	2	1	8E-7791	2	STRAP						
	3	1,2	8Y-6388	4	LOUVER AS-VENT						
	4	1	154-3079	2	STRAP						
	5	1,2	164-8474	3	LOUVER AS-VENT						
	6	1	332-3484	1	DASH AS						
	7	2	332-3508	1	COVER AS						
	8	2	332-3509	1	PANEL-ACOUSTICAL						
	9	1	332-3510	1	PANEL-ACOUSTICAL						
	10	2	332-3511	1	FLOOR MAT						
	11	2	332-3512	1	FLOOR MAT						
	12	1	332-3516	1	PLUG						
	13	1	332-3517	1	COVER AS						
		1	114-9125	1	HOLDER-CUP						
	14	1	332-3518	1	PANEL AS						
	15	1	332-3519	1	PANEL						
	16	1	332-3520	1	PANEL-ACOUSTICAL						
Y	17	1	332-3525	1	BOX GP-STORAGE						531
	18	2	351-6643	1	PLATE						
	19	1	352-3420	1	PLATE						
	20	1	352-3421	1	PLATE						
	21	1	353-4566	1	DASH AS						
	22	1	354-5931	1	PLATE						
	23	1,2	104-2091	8	SCREW-FLAT HEAD (6-20X0.5-IN)						
	24	1,2	114-6658	9	WASHER (6.5X17X1-MM THK)						
	25	1,2	9X-1046	22	SCREW (M4X0.7X18-MM)						
	26	2	9X-2038	5	WASHER (7X19X2-MM THK)						
	27	1,2	9X-2043	11	SCREW-TRUSS HEAD (M6X1X14-MM)						
	28	2	9X-2045	5	SCREW-TRUSS HEAD (M6X1X20-MM)						
E	29	2	354-8360		FOAM (450-CM)						
E	29A	2	354-8360		FOAM (50-CM)						
E	30	2	223-0118		SEAL (48-CM)						

E-ORDER BY THE CENTIMETER  
M-METRIC PART  
Y-SEPARATE ILLUSTRATION

# OPERATOR STATION

325-3728 COVER GP-CONSOLE (contd.)

i04035004

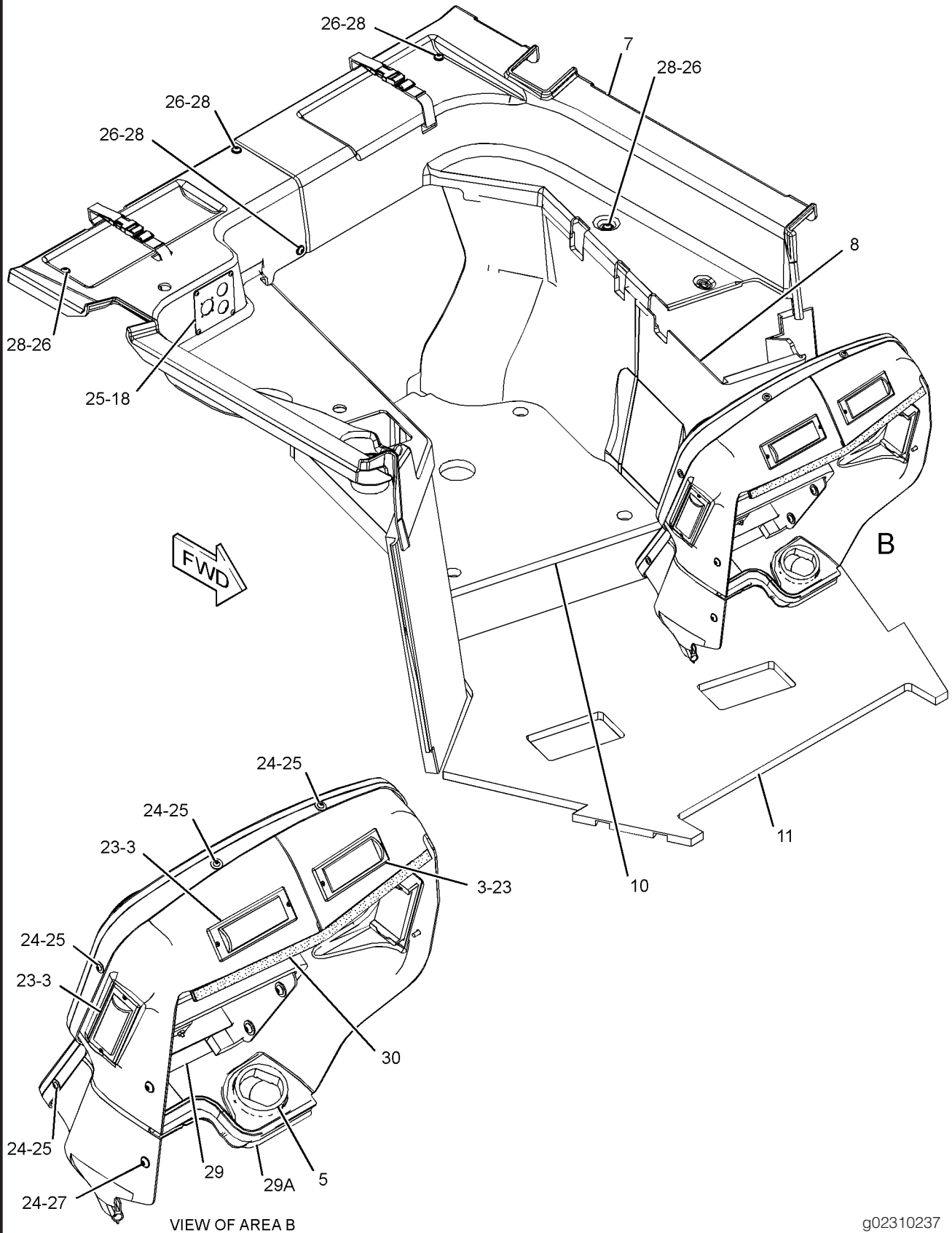


GRAPHIC #1

g02293015



# OPERATOR STATION



g02310237

<END>

# OPERATOR STATION

## 108-1335 HANDHOLD GP


S/N: PLR1-UP

PART OF 325-3726 CAB AR

SMCS - 7256

I02193734

NOTE	REF NO	GRAPHIC REF	PART NUMBER	QTY	PART NAME						SEE PAGE
					1	2	3	4	5	6 (PRODUCT LEVEL)	
	1	1	9W-5343	2	HANDHOLD						



REAR VIEW

GRAPHIC #1

g01107680

<END>

# OPERATOR STATION

## 325-4508 HEATER GP-CAB

S/N: PLR1-UP

PART OF 325-3724 CAB AR

SMCS - 7304

104035011

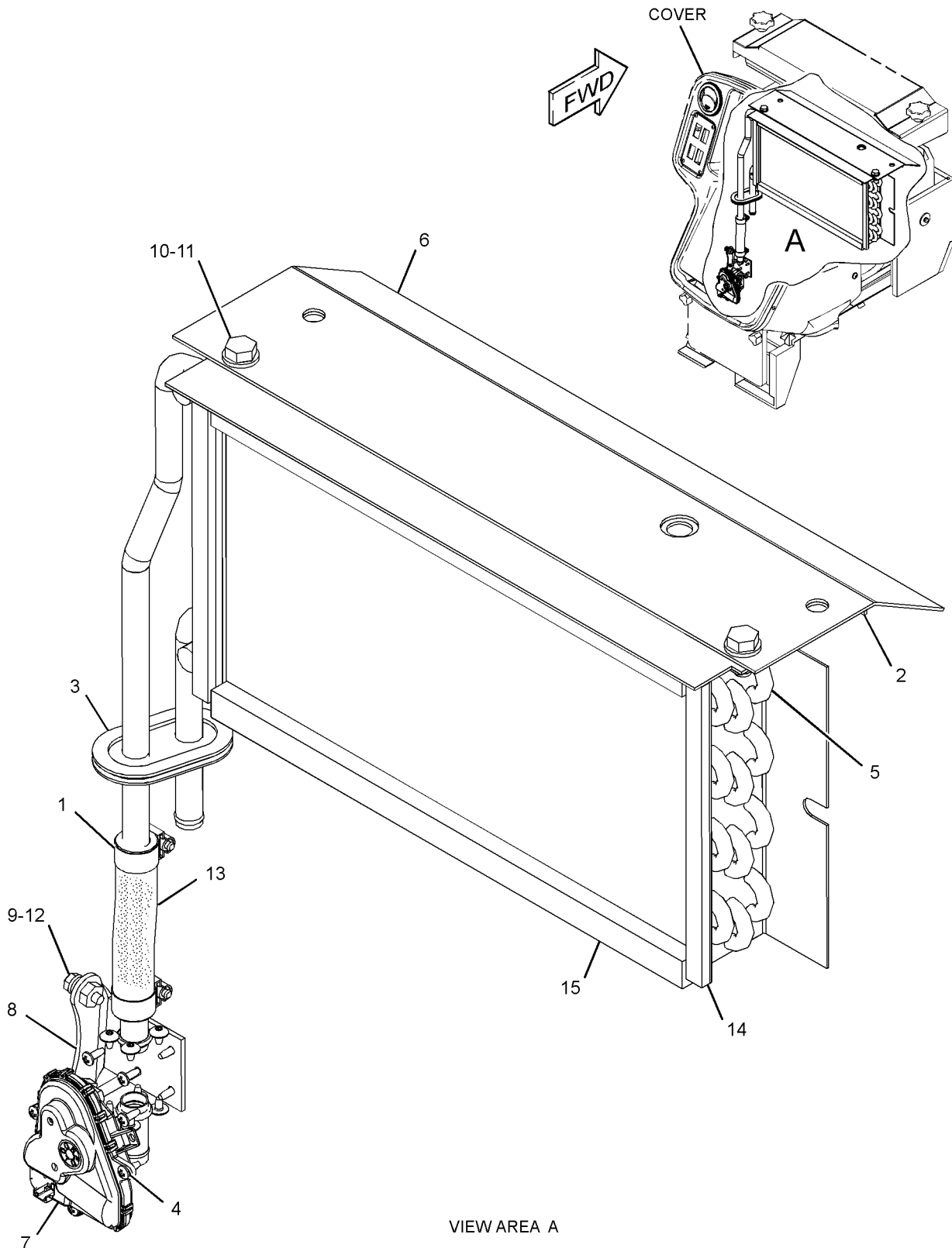
NOTE	REF NO	GRAPHIC REF	PART NUMBER	QTY	PART NAME						SEE PAGE
					1	2	3	4	5	6 (PRODUCT LEVEL)	
	1	1	5D-1026	2	CLAMP-BAND						
	2	1	6T-5617	1	PLATE						
	3	1	7T-6299	1	GROMMET						
	4	1	9X-2185	4	SCREW (8-15X0.44-IN)						
	5	1	109-5761	1	COIL AS-HEATER						
	6	1	141-4123	1	PLATE						
Y	7	1	306-5620	1	VALVE GP-WATER						601
	8	1	331-4778	1	BRACKET AS						
		1	6V-9632	2	NUT-WELD (M6X1-THD)						
	9	1	186-0815	2	BOLT (M6X1X20-MM)						
	10	1	8T-4121	2	WASHER-HARD (11X21X2.5-MM THK)						
	11	1	8T-4137	2	BOLT (M10X1.5X20-MM)						
	12	1	9X-8258	2	WASHER (33X56X6-MM THK)						
E	13	1	5P-0767		HOSE (12-CM)						
D	14	1	5P-5639	5P-0806	SEAL (0.5-M)						
D	15	1	5P-5643	5P-0892	SEAL (0.8-M)						

D-ORDER BY THE METER  
 E-ORDER BY THE CENTIMETER  
 M-METRIC PART  
 Y-SEPARATE ILLUSTRATION

# OPERATOR STATION

325-4508 HEATER GP-CAB (contd.)

i04035011



VIEW AREA A

g02304042

GRAPHIC #1

<END>

# OPERATOR STATION

## 174-2231 HOUSING GP-SEAT SUSPENSION

S/N: PLR1-UP

PART OF 160-7165 SUSPENSION GP-SEAT

AN ATTACHMENT

SMCS - 7321

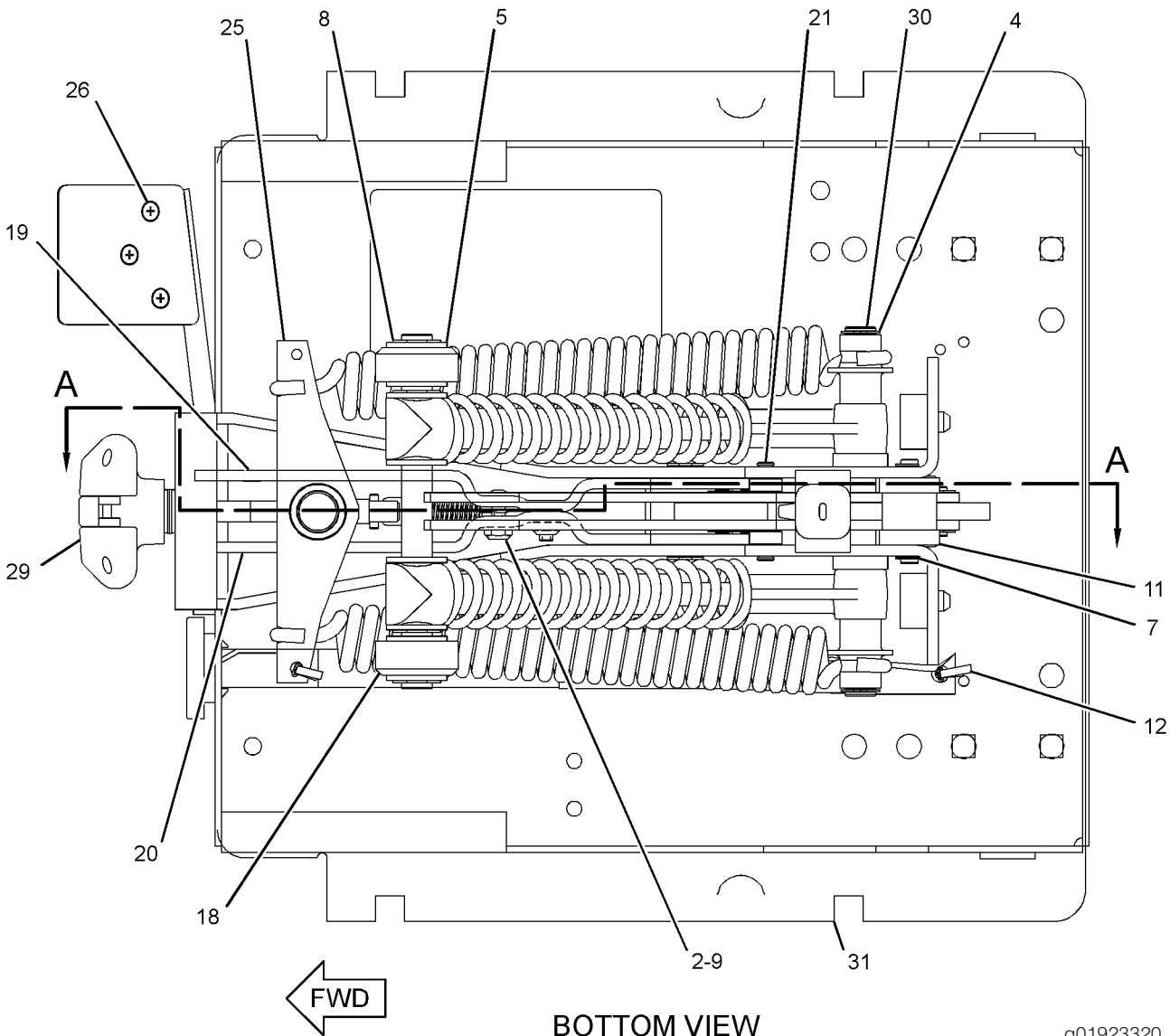
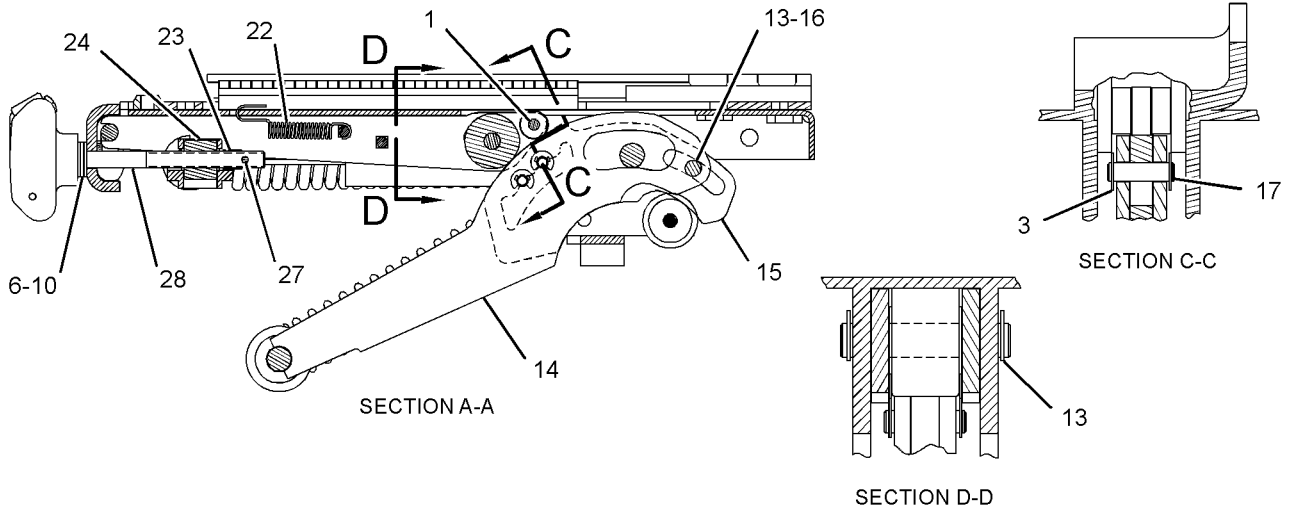
I03576323

NOTE	REF NO	GRAPHIC REF	PART NUMBER	QTY	PART NAME						SEE PAGE
					1	2	3	4	5	6 (PRODUCT LEVEL)	
	1	1	1Y-7927	1	PIN						
	2	1	2D-6235	2	LOCKNUT (1/4-20-THD)						
	3	1	2M-7819	4	RING-RETAINING						
	4	1	3D-2975	2	RING-RETAINING						
	5	1	4B-5059	6	WASHER (15X29.5X2.5-MM THK)						
	6	1	4N-2927	2	RACE-THRUST BEARING						
	7	1	5D-4822	2	RING-RETAINING						
	8	1	5P-8445	4	RING-RETAINING						
	9	1	5V-0770	2	BOLT-CARRIAGE (1/4-20X0.74-IN)						
	10	1	7M-7219	1	BEARING-THRUST						
	11	1	7V-5191	2	SPACER (28X10X7.1-MM THK)						
	12	1	8L-8413	2	STRAP-CABLE						
	13	1	8S-7803	4	RING-RETAINING						
	14	1	8Y-6041	1	ARM AS						
	15	1	8Y-6045	1	CAM						
	16	1	8Y-6046	1	PIN						
	17	1	8Y-6047	2	PIN						
	18	1	8Y-6060	2	ROLLER						
	19	1	8Y-6062	1	LINK-ACTUATOR (RH)						
	20	1	8Y-6063	1	LINK-ACTUATOR (LH)						
	21	1	8Y-6064	2	ROLLER-SLIDER						
	22	1	8Y-6066	1	SPRING						
	23	1	8Y-6067	1	SPACER (10.54-MM THK)						
	24	1	8Y-6068	1	NUT (3/8X16-THD)						
	25	1	8Y-6069	1	ADJUSTER AS						
	26	1	9X-8918	3	SCREW-FLAT HEAD (8-32X0.5-IN)						
	27	1	095-0878	1	PIN-SPRING						
	28	1	131-4242	1	BOLT (3/8-16X5.18-IN)						
	29	1	131-5167	1	KNOB AS-ADJUSTMENT (WEIGHT)						
	30	1	161-5967	1	SHAFT						
	31	1	174-2237	1	FRAME AS-SUSPENSION						
					AVAILABLE REPAIR KIT(S):						
			8Y-5945	1	KIT-SUSPENSION KNOB (HEIGHT ADJUSTMENT) (INCLUDES KNOBS)						
			8Y-6859	1	KIT-SPRING (SUSPENSION SEAT) (INCLUDES SPRINGS, BUSHINGS & RINGS)						
			8Y-6860	1	KIT-SPRING (HEIGHT ADJUSTMENT) (SUSPENSION SEAT) (INCLUDES SPRINGS, BUSHINGS, RODS & SPACERS)						
			100-3224	1	KIT-INDICATOR (WEIGHT ADJUSTMENT) (SUSPENSION SEAT) (INCLUDES TAPE, GUIDE & STRAPS)						
			100-5179	1	KIT-BUMPER (WEIGHT ADJUSTMENT) (SUSPENSION SEAT) (INCLUDES BUMPERS)						
			108-4086	1	KIT-FOLLOWER (SUSPENSION SEAT) (INCLUDES FOLLOWER & PIN)						
			108-4087	1	KIT-FOLLOWER (SUSPENSION SEAT) (INCLUDES FOLLOWER & PIN)						
			108-4103	1	KIT-BEARING (SUSPENSION SEAT) (INCLUDES ROLLER ASSEMBLIES)						

# OPERATOR STATION

174-2231 HOUSING GP-SEAT SUSPENSION (contd.)

i03576323



GRAPHIC #1

BOTTOM VIEW

g01923320

<END>

# OPERATOR STATION

## 332-3496 INSTALLATION GP-RADIO

S/N: PLR1-UP

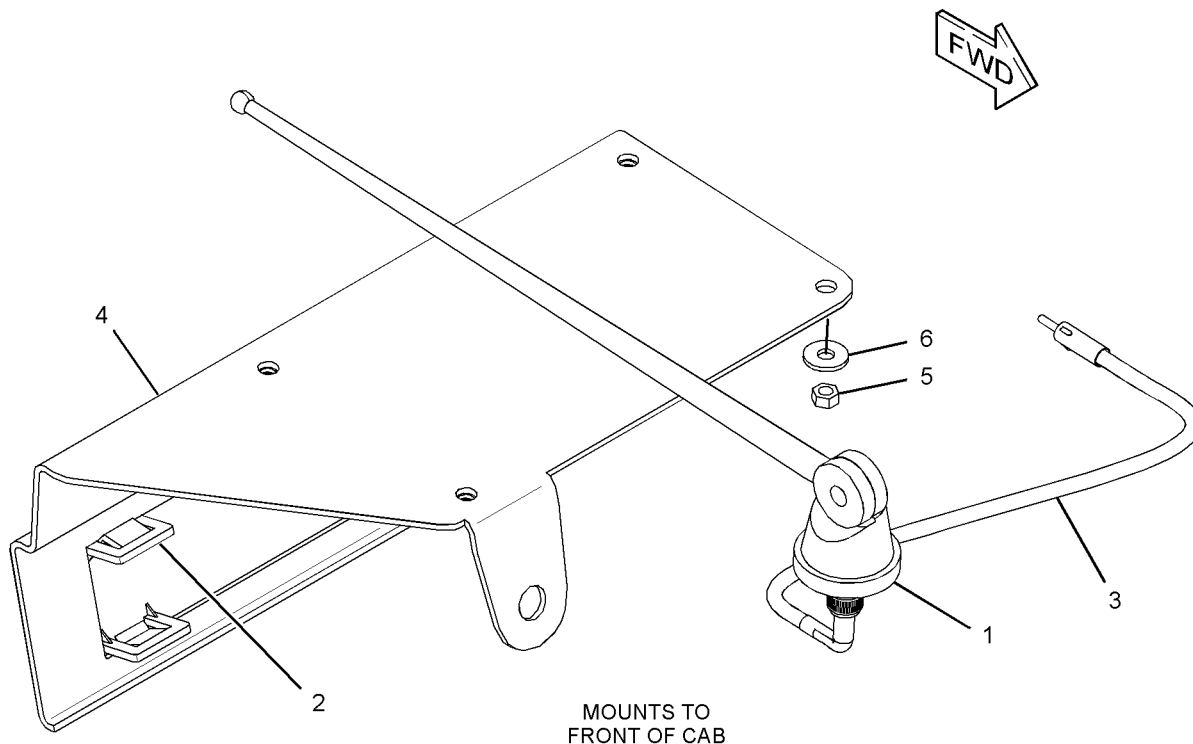
PART OF 325-3726 CAB AR

SMCS - 7338

104019291

NOTE	REF NO	GRAPHIC REF	PART NUMBER	QTY	PART NAME						SEE PAGE
					1	2	3	4	5	6 (PRODUCT LEVEL)	
	1	1	8E-1118	1	ANTENNA AS						
	2	1	9U-8263	1	COVER						
	3	1	9U-8746	1	CABLE AS-COAXIAL						
	4	1	365-3174	1	PLATE						
	5	1	5C-2890	4	NUT (M6X1-THD)						
	6	1	5P-4115	4	WASHER-HARD (7.2X19X2-MM THK)						

M-METRIC PART



GRAPHIC #1

g02270989

<END>

# OPERATOR STATION

## 325-3721 INSTRUMENT GP

S/N: PLR1-UP

PART OF 324-3020 CHASSIS AR

SMCS - 7450

SMCS - 7451

I04156941

NOTE	REF NO	GRAPHIC REF	PART NUMBER	QTY	PART NAME						SEE PAGE
					1	2	3	4	5	6 (PRODUCT LEVEL)	
	1	1	228-6089	3	PLUG (ROCKER SWITCH)						
	2	1	249-5484	1	SWITCH-ROCKER (BIDIRECTIONAL SHIFT)						
	3	1	249-5495	1	SWITCH AS-ROCKER (AUTOMATIC KICKDOWN)						
Y	4	1	255-2752	1	SWITCH GP-START						258
	5	1	283-2382	1	SWITCH AS-ROCKER (MULTIVELOCITY PROGRAM)						
	6	1	327-6999	1	SWITCH AS-ROCKER (DPF REGENERATION)						
	7	1	329-4685	1	MONITOR GP-OPERATOR						
	7A	1	276-4053	1	FILM-IDENTIFICATION (CAT)						
	8	1	332-3522	1	PLATE AS						
	9	1	71-2272	8	BOLT (M5X0.8X12-MM)						
	10	1	8T-0328	8	WASHER-HARD (5.5X10X1-MM THK)						
	11	1	8T-4121	6	WASHER-HARD (11X21X2.5-MM THK)						
	12	1	8T-4137	6	BOLT (M10X1.5X20-MM)						
D	13	1	5P-5930	5P-0809	SEAL (0.3-M EACH)						
D	13A	1	5P-5930	5P-0809	SEAL (0.2-M EACH)						

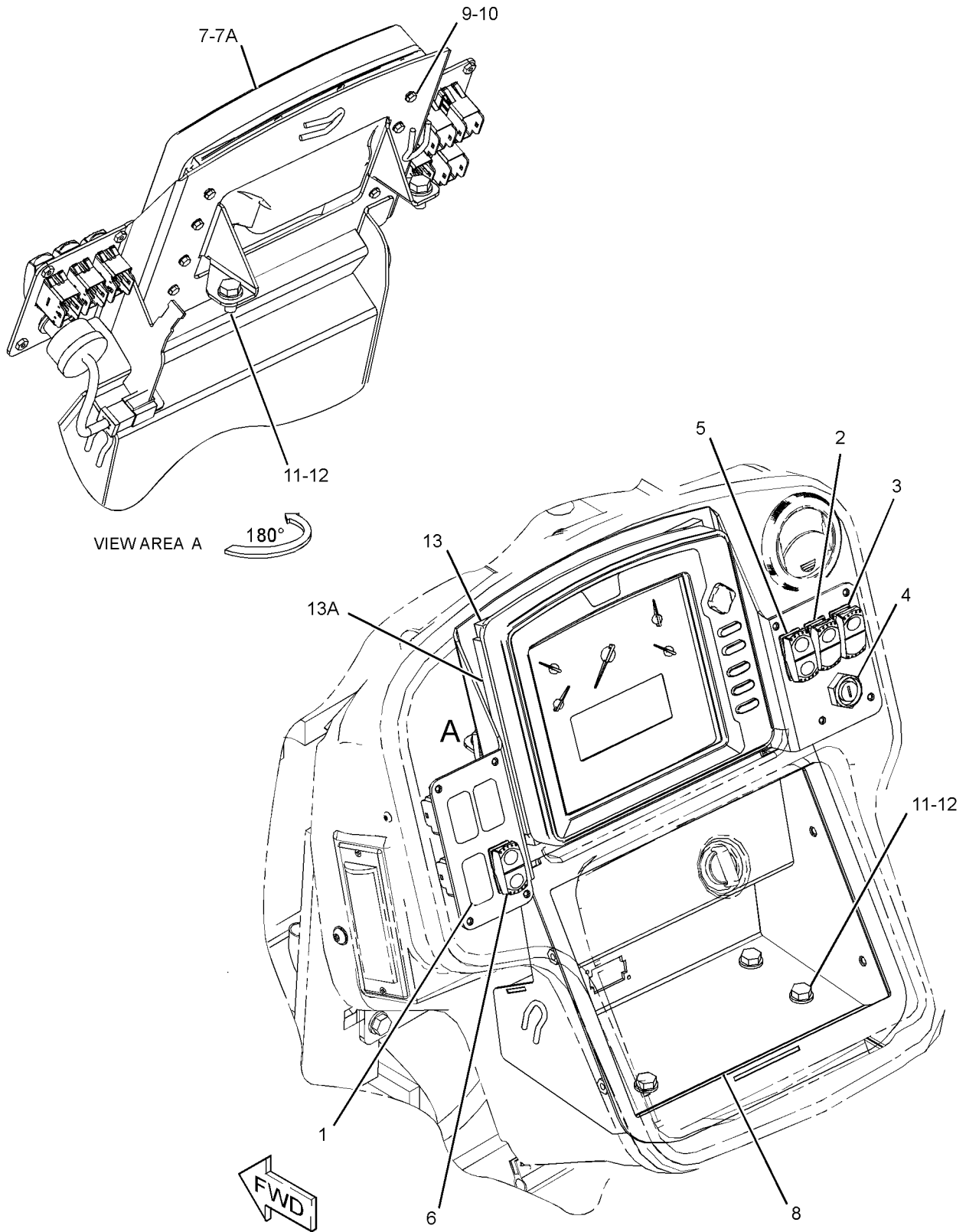
D-ORDER BY THE METER  
M-METRIC PART  
Y-SEPARATE ILLUSTRATION



# OPERATOR STATION

325-3721 INSTRUMENT GP (contd.)

i04156941



GRAPHIC #1

g02293412

<END>

# OPERATOR STATION

## 161-1096 LINER GP-CAB

S/N: PLR1-UP

PART OF 332-3498 LINER GP-CAB

SMCS - 7329

I03014074

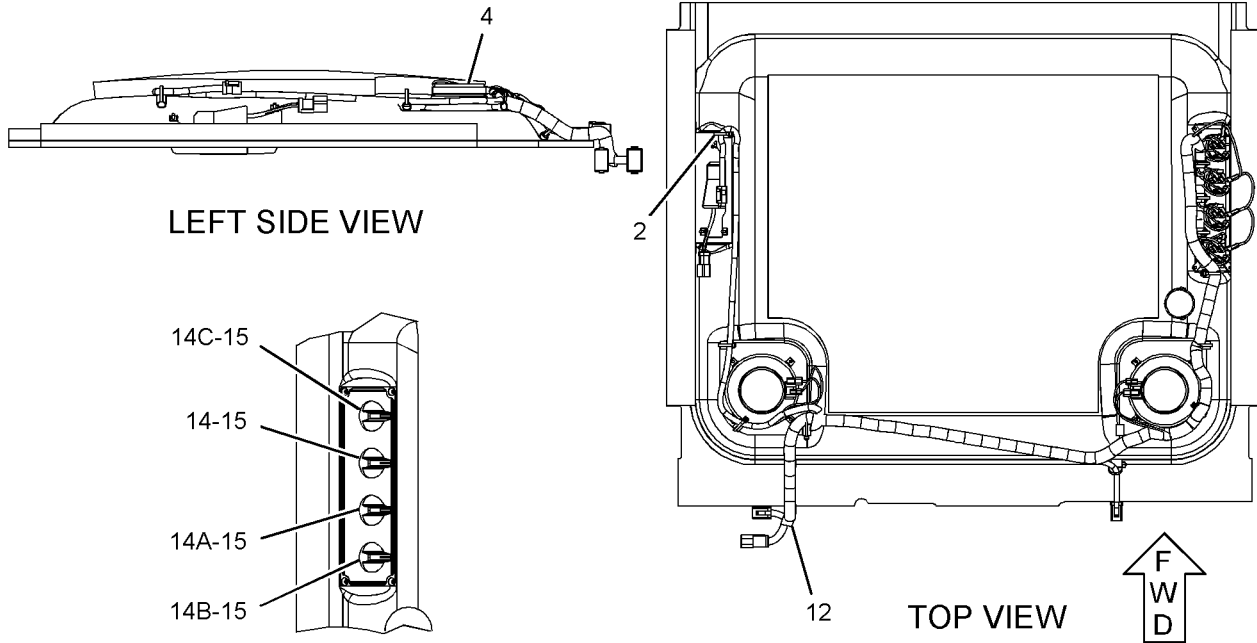
NOTE	REF NO	GRAPHIC REF	PART NUMBER	QTY	PART NAME						SEE PAGE
					1	2	3	4	5	6 (PRODUCT LEVEL)	
Y	1	1	3E-6389	1	LAMP GP-DOME (24-VOLT)						211
	2	1	3S-2093	11	STRAP-CABLE						
	3	1	7Y-7388	4	SCREW-BUTTON HEAD (M5X0.8X12-MM)						
	4	1	6T-7695	2	SPEAKER AS-RADIO						
	5	1	8T-4752	4	NUT (M5X0.8-THD)						
	6	1	267-8685	1	FILM-IDENTIFICATION (WINDOW WIPER CONTROLS)						
	7	1	101-3055	2	COVER-SPEAKER						
	8	1	131-5137	1	PLUG						
	9	1	161-1097	1	LINER-CAB						
	10	1	161-1099	1	PLATE						
	11	1	166-3733	11	NUT-SPEED (8-32-THD)						
	12	1	169-9636	1	HARNESS AS-CAB (WIPER, SPEAKER)						
		1	102-8801	1	KIT-RECEPTACLE (12-PIN) (INCLUDES RECEPTACLE AS, & WEDGE)						
		1	155-2255	1	KIT-CONNECTING PLUG (12-PIN)						
		1	155-2260	1	KIT-CONNECTING PLUG (3-PIN)						
		1	155-2274	1	KIT-CONNECTING PLUG (6-PIN) (EACH INCLUDES PLUG AS, WEDGE, & INTERFACE SEAL)						
	13	1	103-9425	11	SCREW-MACHINE (8-32X1-IN)						
	14	1	7T-9303	1	SWITCH AS-ROTARY (DOOR, RH)						
	14A	1	7T-9303	1	SWITCH AS-ROTARY (DOOR, LH)						
	14B	1	7T-9303	1	SWITCH AS-ROTARY (FRONT)						
	14C	1	7T-9303	1	SWITCH AS-ROTARY (REAR) (EACH SWITCH AS INCLUDES)						
		1	2H-3920	1	LOCKWASHER						
		1	6V-8369	1	NUT (7/16-28-THD)						
	15	1	110-6109	4	KNOB-CONTROL (WIPER, WASHER)						

M-METRIC PART  
Y-SEPARATE ILLUSTRATION

# OPERATOR STATION

161-1096 LINER GP-CAB (contd.)

i03014074



GRAPHIC #1

<END>

g01406636

# OPERATOR STATION

## 332-3498 LINER GP-CAB

S/N: PLR1-UP

PART OF 325-3726 CAB AR

SMCS - 7329

I04403055

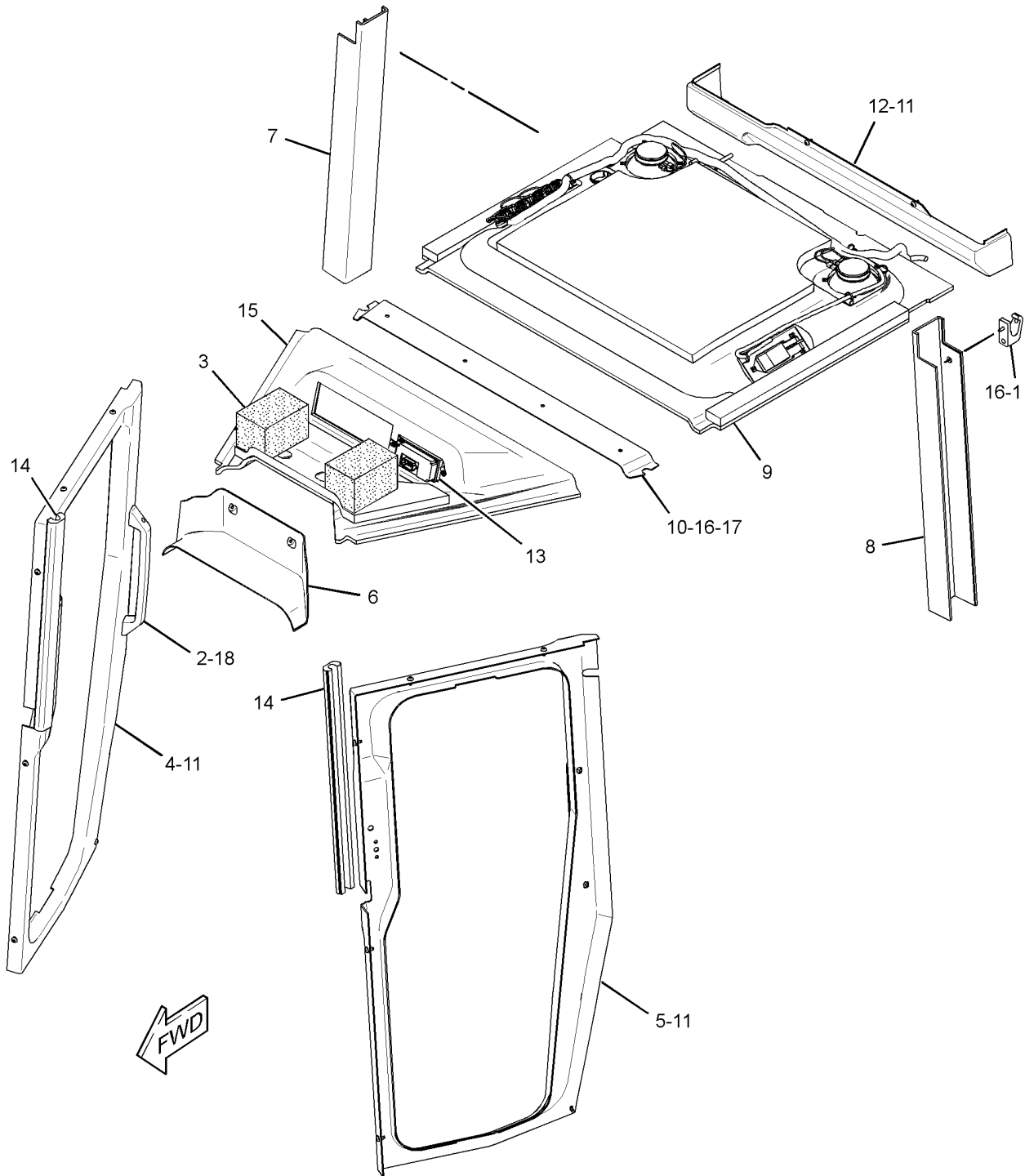
NOTE	REF NO	GRAPHIC REF	PART NUMBER	QTY	PART NAME						SEE PAGE
					1	2	3	4	5	6 (PRODUCT LEVEL)	
	1	1	6V-8928	1	HOOK-COAT						
	2	1	110-8152	2	HANDLE AS-PULL						
	3	1	158-8906	2	BLOCK-FOAM						
	4	1	161-1083	1	COVER-DOOR (RH)						
	5	1	161-1084	1	COVER-DOOR (LH)						
	6	1	161-1085	1	COVER-FRONT						
	7	1	161-1091	1	COVER-POST (RH)						
	8	1	161-1092	1	COVER-POST (LH)						
Y	9	1	161-1096	1	LINER GP-CAB						558
	10	1	161-1098	1	RETAINER						
	11	1	215-6406	18	SCREW-TRUSS HEAD (M6X1X16-MM)						
	12	1	228-6787	1	COVER						
	13	1	300-4231	1	CONTROL GP-AIR & TEMPERATURE						
		1	9X-2045	2	SCREW-TRUSS HEAD (M6X1X20-MM)						
		1	248-4220	1	PANEL AS (AIR CONDITIONER, HEATER CONT)						
		1	271-7312		KNOB (TEMPERATURE CONTROL)						
		1	285-7415	1	KNOB (BLOWER FAN SPEED)						
		1	284-3662	1	SWITCH AS-ROCKER (24-VOLT) (AIR CONDITIONER)						
	14	1	319-6164	2	TRIM-POST						
	15	1	334-4463	1	LINER AS-CAB						
		1	4E-8722	2	NUT (RETAINER)						
	16	1	323-3726	5	SCREW-PAN HEAD						
	17	1	5P-0537	4	WASHER-HARD (7.2X14.5X2-MM THK)						
	18	1	6V-5683	4	BOLT (M6X1X16-MM)						

M-METRIC PART  
Y-SEPARATE ILLUSTRATION

# OPERATOR STATION

332-3498 LINER GP-CAB (contd.)

i04403055



GRAPHIC #1

g02279577

<END>

# OPERATOR STATION

## 325-0081 LINES GP-AIR CONDITIONER-UNDER HOOD

S/N: PLR1-UP

PART OF 325-3724 CAB AR

SMCS - 1808

I04477814

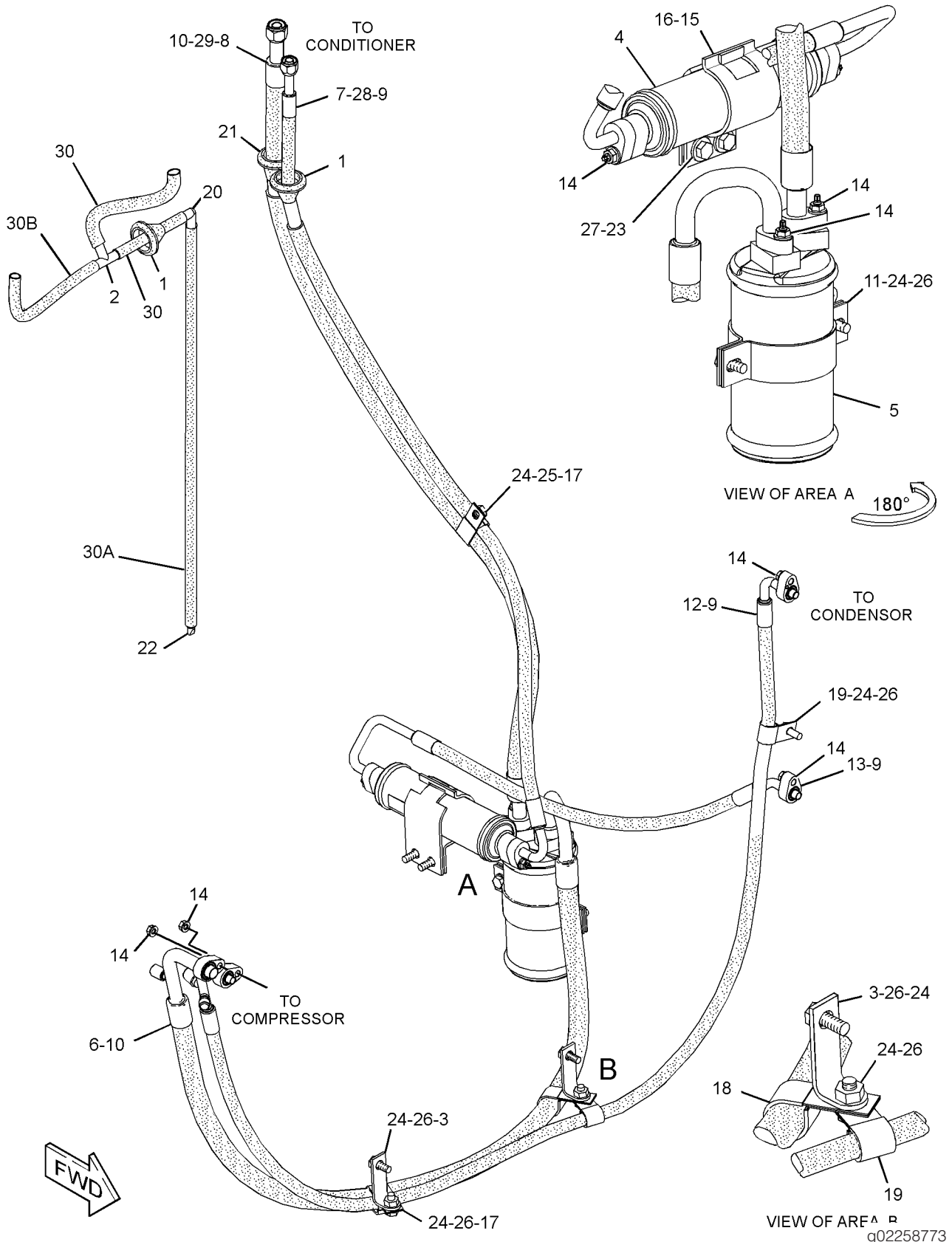
NOTE	REF NO	GRAPHIC REF	PART NUMBER	QTY	PART NAME						SEE PAGE	
					1	2	3	4	5	6 (PRODUCT LEVEL)		
	1	1	7T-9426	2	GROMMET							
	2	1	8C-5682	1	TEE							
	3	1	226-3492	2	BRACKET AS							
	4	1	320-0563	320-0562	1	DRYER AS-REFRIGERANT						
		1	189-1707	1	ORIFICE AS-AIR CONDITIONER							
		1	325-4416	2	STUD							
	5	1	320-0564	1	ACCUMULATOR GP-REFRIGERANT							
		1	325-4416	2	STUD							
	6	1	325-1682	1	HOSE AS							
	7	1	325-1685	1	HOSE AS							
	8	1	325-1686	1	HOSE AS							
	9	1	327-0282	5	SEAL-INTEGRAL							
	10	1	327-0283	3	SEAL-INTEGRAL							
	11	1	338-9785	2	BRACKET							
	12	1	353-2461	1	HOSE AS							
	13	1	353-2462	1	HOSE AS							
	14	1	178-3336	8	NUT-HEX FLANGE (M8X1.25-THD)							
	15	1	190-5583	1	CLIP (SLOT)							
	16	1	190-5584	1	CLIP (TAB)							
	17	1	336-6483	2	CLIP							
	18	1	3P-2404	1	CLIP							
	19	1	4D-7735	2	CLIP							
	20	1	6V-2372	1	ELBOW							
	21	1	7T-8894	1	GROMMET							
	22	1	7T-9793	1	VALVE-CHECK							
	23	1	7X-7729	2	WASHER (11X25X3-MM THK)							
	24	1	8T-4121	8	WASHER-HARD (11X21X2.5-MM THK)							
	25	1	8T-4133	1	NUT (M10X1.5-THD)							
	26	1	8T-4136	7	BOLT (M10X1.5X25-MM)							
	27	1	8T-4196	2	BOLT (M10X1.5X35-MM)							
	28	1	9X-7381	1	SEAL-O-RING							
	29	1	9X-7382	1	SEAL-O-RING							
D	30	1	5P-6129	5P-4829	TUBE (0.2-M EACH)							
D	30A	1	5P-6129	5P-4829	TUBE (0.7-M)							
D	30B	1	5P-6129	5P-4829	TUBE (0.4-M)							

D-ORDER BY THE METER  
M-METRIC PART

# OPERATOR STATION

325-0081 LINES GP-AIR CONDITIONER-UNDER HOOD (contd.)

i04477814



GRAPHIC #1

<END>

# OPERATOR STATION

## 325-0062 LINES GP-HEATER

S/N: PLR1-UP

PART OF 325-3724 CAB AR

SMCS - 7304

I04019282

NOTE	REF NO	GRAPHIC REF	PART NUMBER	QTY	PART NAME						SEE PAGE
					1	2	3	4	5	6 (PRODUCT LEVEL)	
	1	1	165-2273	2	VALVE GP-SHUTOFF (RADIATOR COOLANT) (EACH INCLUDES)						
		1	6V-7238	1	VALVE-SHUTOFF						
		1	3K-0360	1	SEAL-O-RING						
	2	1	367-7724	1	TUBE						
	3	1	367-7725	1	TUBE						
	4	1	137-6722	1	CLIP						
	5	1	148-8311	1	ADAPTER AS						
		1	3K-0360	1	SEAL-O-RING						
		1	8T-1715	1	ADAPTER						
	6	1	276-3596	1	STUD						
	7	1	2P-4437	2	CLAMP						
	8	1	4D-6988	3	CLIP						
	9	1	5D-1026	8	CLAMP-BAND						
	10	1	6D-4247	2	CLIP						
	11	1	7X-2552	1	BOLT (M16X2X30-MM)						
	12	1	7X-7729	1	WASHER (11X25X3-MM THK)						
	13	1	8T-4121	5	WASHER-HARD (11X21X2.5-MM THK)						
	14	1	8T-4122	2	WASHER-HARD (17X32X3.5-MM THK)						
	15	1	8T-4133	2	NUT (M10X1.5-THD)						
	16	1	8T-4137	5	BOLT (M10X1.5X20-MM)						
	17	1	8T-4196	1	BOLT (M10X1.5X35-MM)						
	18	1	9X-2027	2	WASHER (11X18X2-MM THK)						
	19	1	9X-8250	1	CLIP						
E	20	1	5P-0767		HOSE (52-CM)						
E	20A	1	5P-0767		HOSE (56-CM)						
E	20B	1	5P-0767		HOSE (107-CM)						
E	20C	1	5P-0767		HOSE (123-CM)						

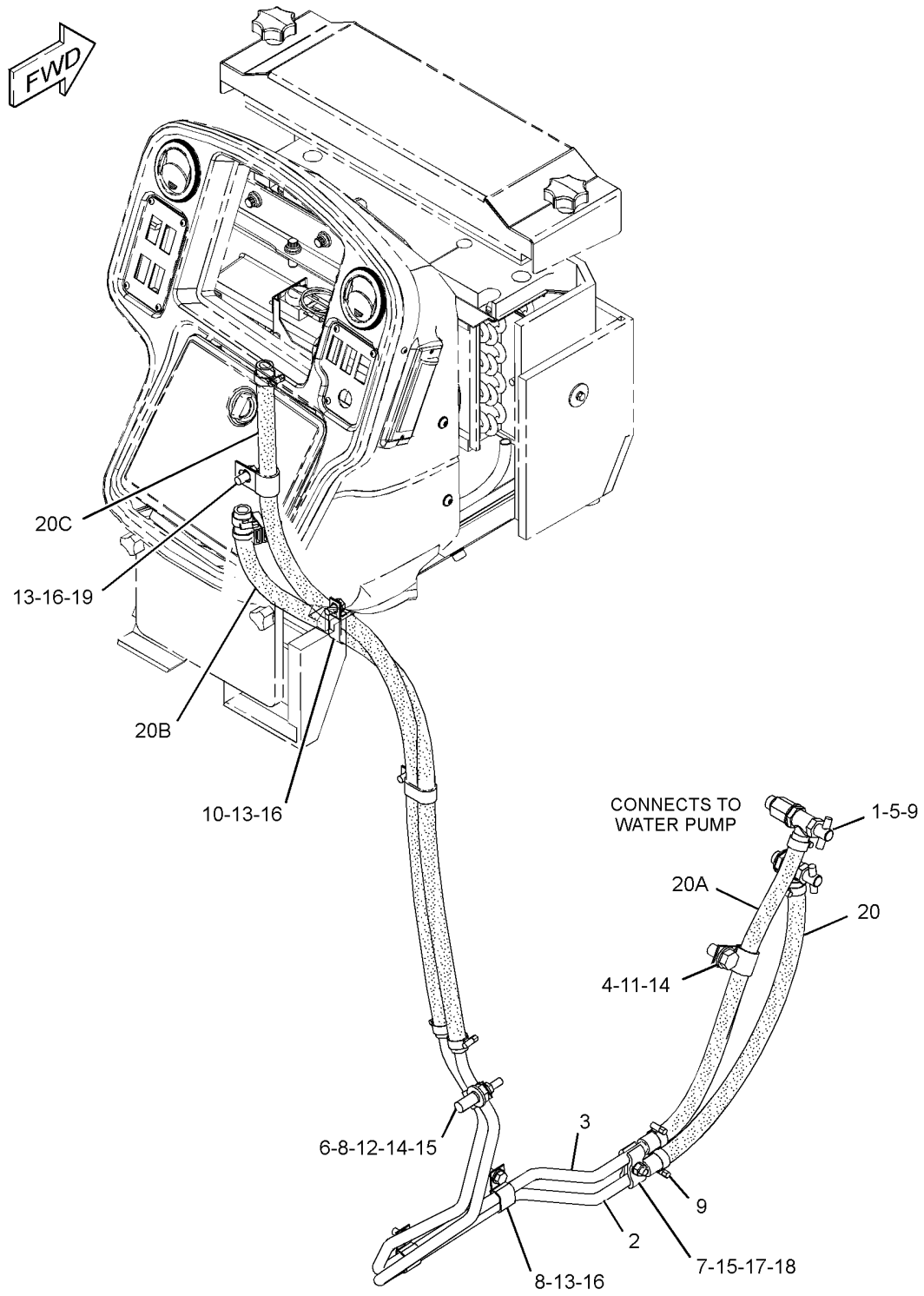
E-ORDER BY THE CENTIMETER  
M-METRIC PART



# OPERATOR STATION

325-0062 LINES GP-HEATER (contd.)

i04019282



GRAPHIC #1

g02294333

<END>

# OPERATOR STATION

## 9P-9392 MIRROR GP-REAR VIEW-OPEN ROPS

S/N: PLR1-UP

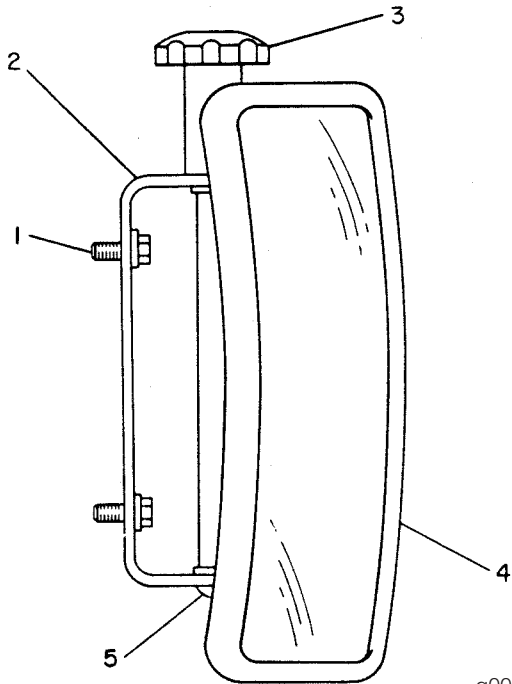
PART OF 357-7390 ROPS GP

AN ATTACHMENT

SMCS - 7319

I02357597

NOTE	REF NO	GRAPHIC REF	PART NUMBER	QTY	PART NAME						SEE PAGE
					1	2	3	4	5	6 (PRODUCT LEVEL)	
	1	1	5S-7379	2	BOLT (3/8-16X0.875-IN)						
		1	5P-1075	2	WASHER-HARD (10.2X22.5X3-MM THK)						
	2	1	9P-9390	1	BRACKET						
	3	1	9P-9388	1	KNOB (MIRROR ADJUSTMENT)						
	4	1	5P-6874	1	MIRROR (REAR VIEW)						
	5	1	5K-9179	1	BOLT-ROUND HEAD (3/8-16X11-IN)						



g00143265

GRAPHIC #1

<END>

# OPERATOR STATION

## 105-9659 MIRROR GP-REAR VIEW-INTERIOR

S/N: PLR1-UP

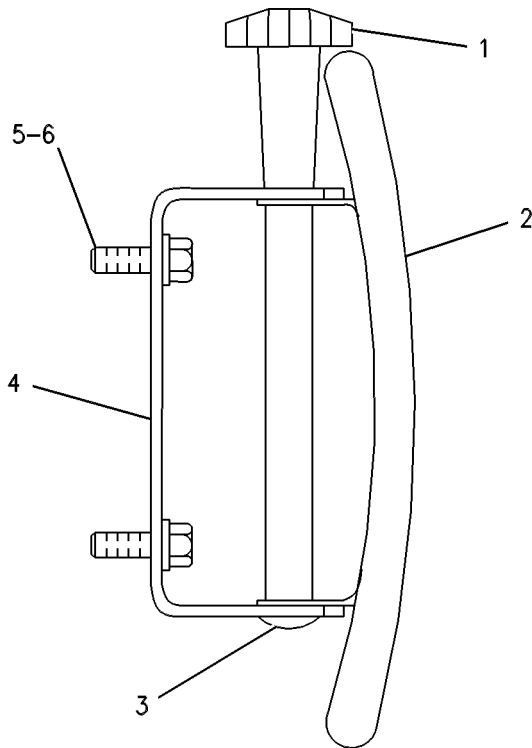
PART OF 325-3726 CAB AR

SMCS - 7319

I01901909

NOTE	REF NO	GRAPHIC REF	PART NUMBER	QTY	PART NAME						SEE PAGE
					1	2	3	4	5	6 (PRODUCT LEVEL)	
	1	1	9P-9388	1	KNOB (MIRROR ADJUSTMENT)						
	2	1	5P-6874	1	MIRROR (REAR VIEW)						
	3	1	5K-9179	1	BOLT-ROUND HEAD (3/8-16X11-IN)						
	4	1	6Y-5113	1	BRACKET						
	5	1	8T-4121	2	WASHER-HARD (11X21X2.5-MM THK)						
	6	1	8T-4195	2	BOLT (M10X1.5X30-MM)						

M-METRIC PART



GRAPHIC #1

g00254288

<END>

# OPERATOR STATION

## 147-7976 MOTOR GP-WINDOW WIPER-FRONT

S/N: PLR1-UP

24-VOLT

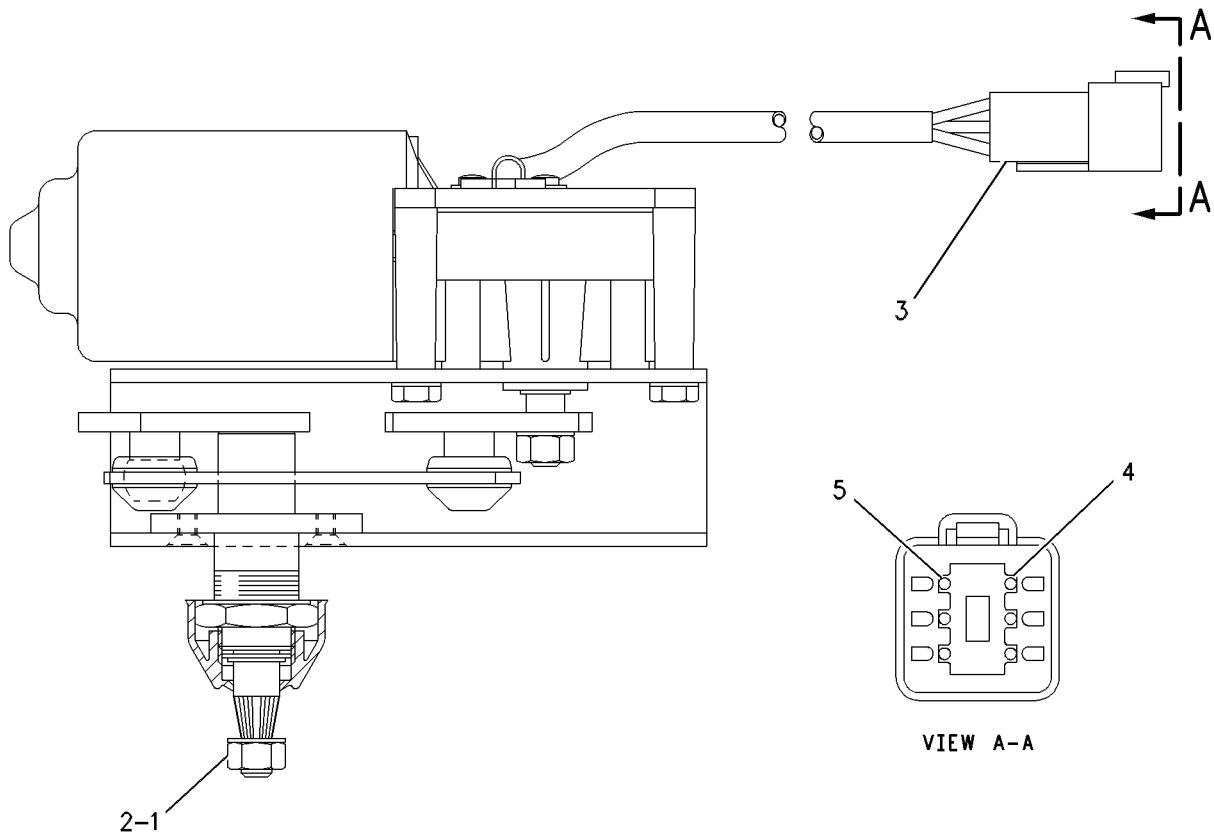
PART OF 354-6924 WIPER GP-WINDOW

SMCS - 7305

I01173629

NOTE	REF NO	GRAPHIC REF	PART NUMBER	QTY	PART NAME						SEE PAGE
					1	2	3	4	5	6 (PRODUCT LEVEL)	
	1	1	5C-7261	1	NUT (M8X1.25-THD)						
	2	1	3F-9556	1	LOCKWASHER						
	3	1	102-8805	1	KIT-RECEPTACLE (6-PIN) (INCLUDES RECEPTACLE AS AND WEDGE)						
	4	1	9G-3695	1	PLUG-SEAL						
	5	1	8T-8729	5	PIN-CONNECTOR (16-GA TO 18-GA)						

M-METRIC PART



GRAPHIC #1

<END>

g00462703

# OPERATOR STATION

## 151-4453 MOTOR GP-WINDOW WIPER-REAR

S/N: PLR1-UP

24-VOLT

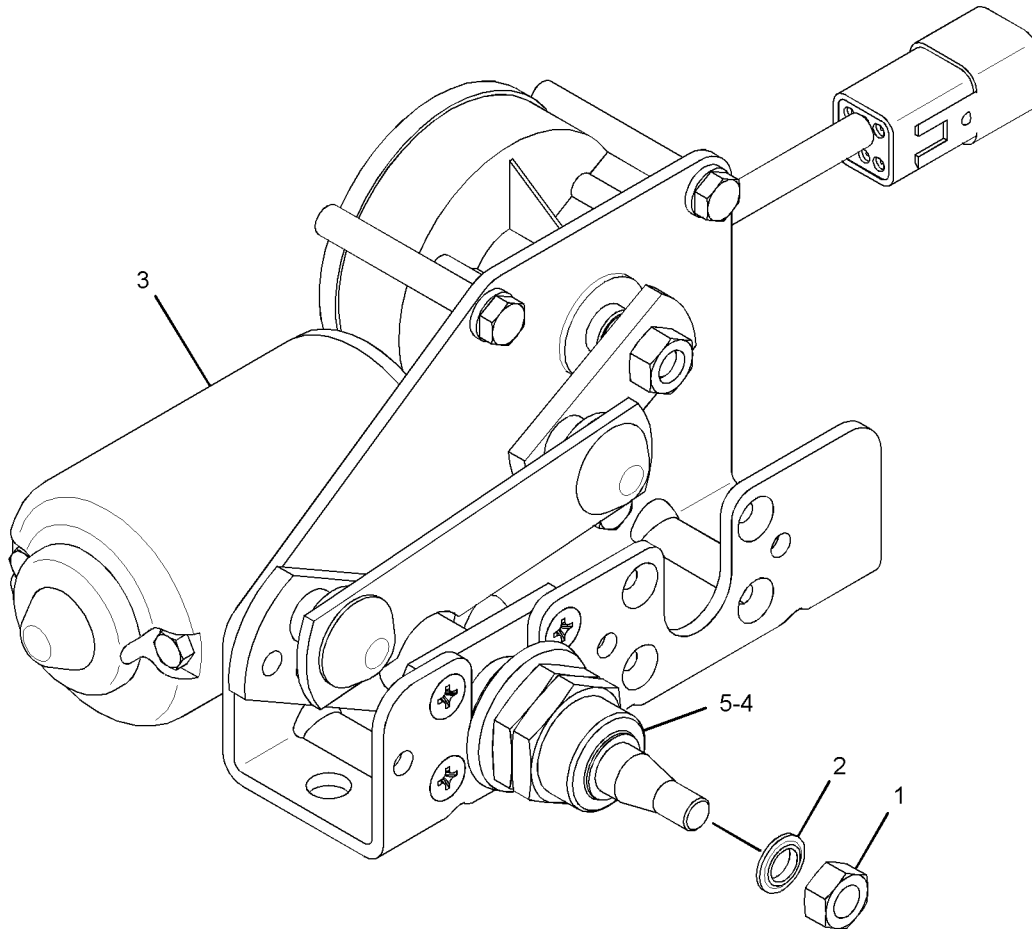
PART OF 354-6924 WIPER GP-WINDOW

SMCS - 7305

104353989

NOTE	REF NO	GRAPHIC REF	PART NUMBER	QTY	PART NAME						SEE PAGE
					1	2	3	4	5	6 (PRODUCT LEVEL)	
	1	1	5C-7261	1	NUT (M8X1.25-THD)						
	2	1	3F-9556	1	LOCKWASHER						
C	3	1	135-0611	1	MOTOR GP-WINDOW WIPER (24-VOLT, 2-SPEED)						
		1	8T-8737	1	PLUG-SEAL						
		1	102-8805	1	KIT-RECEPTACLE (6-PIN) (INCLUDES RECEPTACLE AS & WEDGE)						
		1	8T-8729	5	PIN-CONNECTOR (16-GA TO 18-GA)						
C	4	1	362-3507	1	KIT-REPAIR (WINDOW WIPER ARM) (INCLUDES NUTS, SEAL, & WASHERS)						
	5	1	194-3710	1	CAP-WIPER						

C-CHANGE FROM PREVIOUS TYPE  
M-METRIC PART



g02519137

GRAPHIC #1

<END>

# OPERATOR STATION

## 330-5013 MOTOR GP-WINDOW WIPER-DOOR, LH

S/N: PLR1-UP

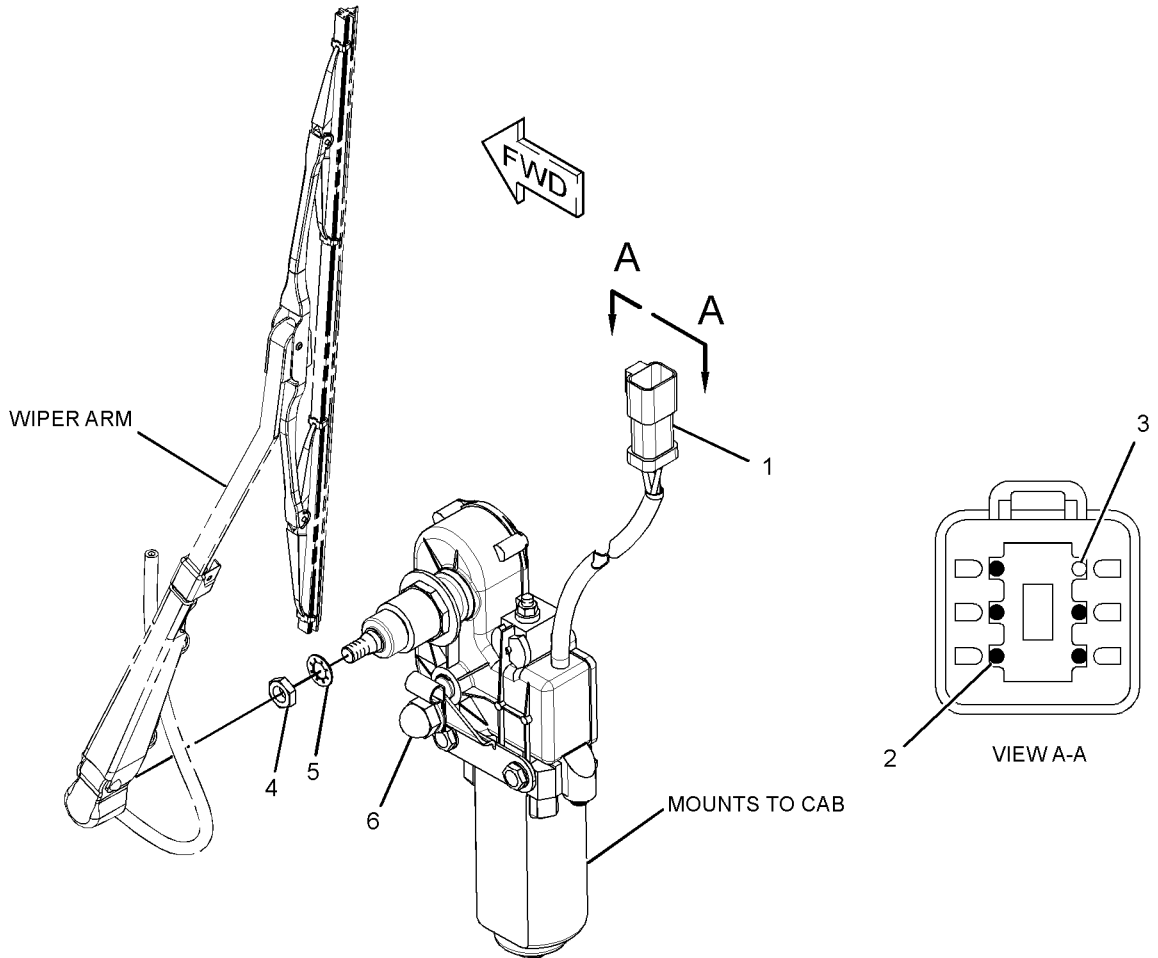
PART OF 354-6924 WIPER GP-WINDOW

SMCS - 7305

I03777535

NOTE	REF NO	GRAPHIC REF	PART NUMBER	QTY	PART NAME						SEE PAGE
					1	2	3	4	5	6 (PRODUCT LEVEL)	
	1	1	102-8805	1	KIT-RECEPTACLE (6-PIN) (INCLUDES RECEPTACLE AS & WEDGE)						
	2	1	186-3735	5	PIN-CONNECTOR (16-GA TO 18-GA)						
	3	1	8T-8737	1	PLUG-SEAL						
	4	1	5C-7261	1	NUT (M8X1.25-THD)						
	5	1	3F-9556	1	LOCKWASHER						
	6	1	263-3823	1	CAP-WIPER						

M-METRIC PART



g02052753

GRAPHIC #1

<END>

# OPERATOR STATION

## 330-5014 MOTOR GP-WINDOW WIPER-DOOR,RH

S/N: PLR1-UP

24-VOLT

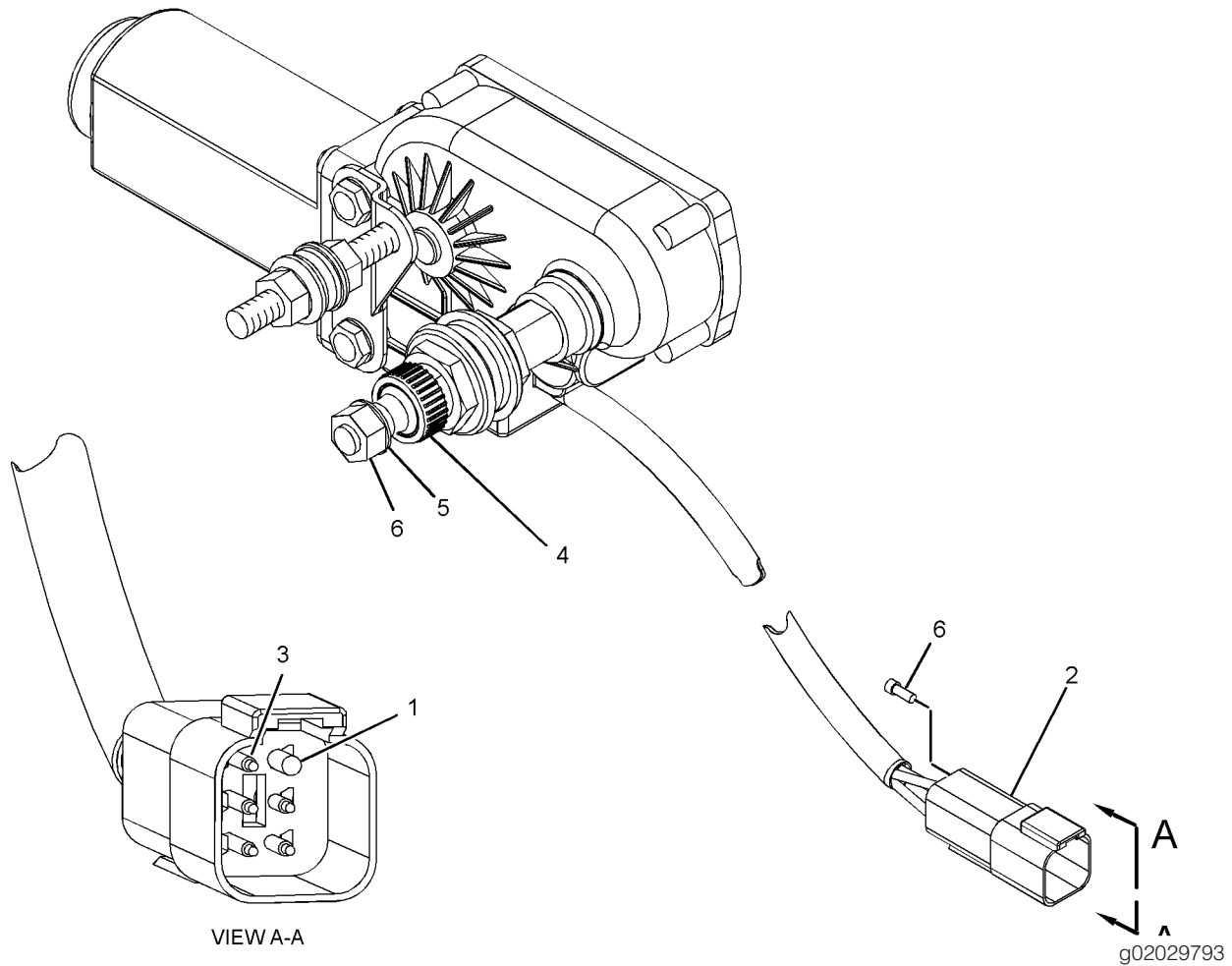
PART OF 354-6924 WIPER GP-WINDOW

SMCS - 7305

103626706

NOTE	REF NO	GRAPHIC REF	PART NUMBER	QTY	PART NAME						SEE PAGE
					1	2	3	4	5	6 (PRODUCT LEVEL)	
	1	1	8T-8737	1	PLUG-SEAL						
	2	1	102-8805	1	KIT-RECEPTACLE (6-PIN) (INCLUDES RECEPTACLE AS & WEDGE)						
	3	1	186-3735	5	PIN-CONNECTOR (16-GA TO 18-GA)						
	4	1	263-3823	1	CAP-WIPER						
	5	1	3F-9556	1	LOCKWASHER						
	6	1	5C-7261	1	NUT (M8X1.25-THD)						

M-METRIC PART



GRAPHIC #1

<END>

# OPERATOR STATION

## 169-9637 MOUNTING GP-CAB

S/N: PLR1-UP

PART OF 325-3724 CAB AR

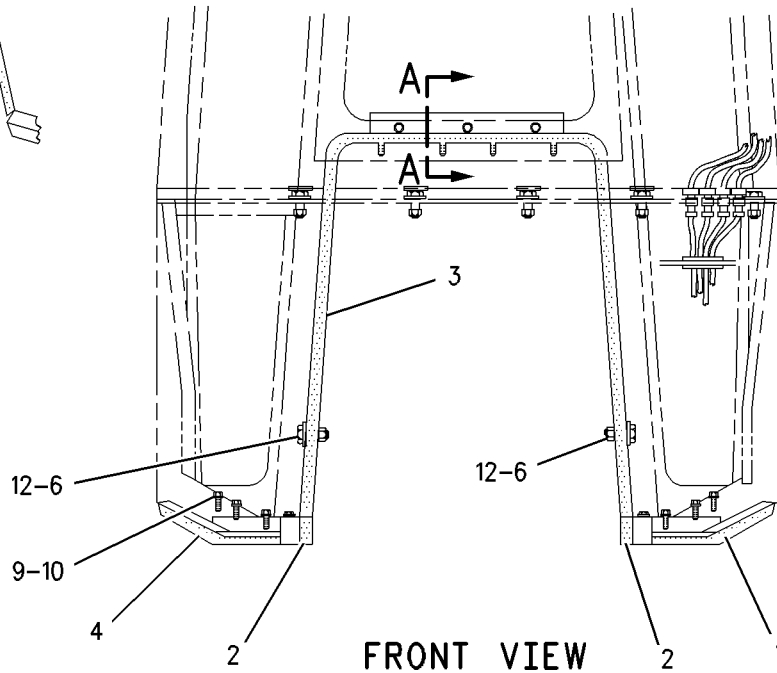
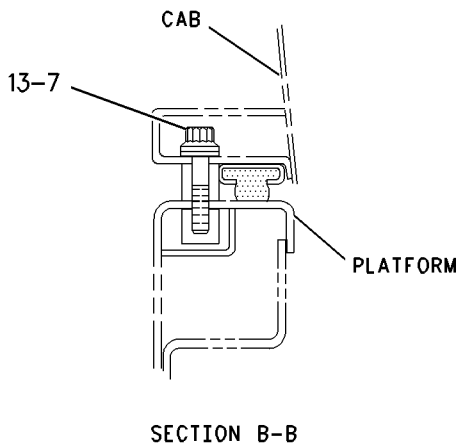
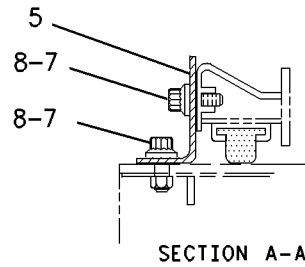
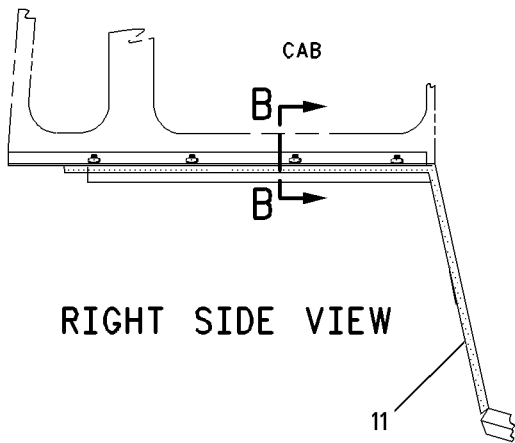
SMCS - 7266

SMCS - 7301

I02405511

NOTE	REF NO	GRAPHIC REF	PART NUMBER	QTY	PART NAME						SEE PAGE
					1	2	3	4	5	6 (PRODUCT LEVEL)	
	1	1	9G-0986	1	SEAL						
	2	1	9G-0983	2	SEAL						
D	3	1	5P-7514		SEAL (2.1-M)						
	4	1	9G-0990	1	SEAL						
	5	1	113-6033	1	ANGLE						
	6	1	189-5358	2	BOLT (M10X1.5X60-MM)						
	7	1	7X-3392	31	WASHER-HARD (13.5X22.5X3-MM THK)						
	8	1	171-2438	7	BOLT-12 POINT HEAD (M12X1.75X30-MM)						
	9	1	8T-4136	8	BOLT (M10X1.5X25-MM)						
	10	1	7X-7729	8	WASHER (11X25X3-MM THK)						
D	11	1	5P-7513		SEAL (4.2-M)						
	12	1	277-8990	2	WASHER-HARD (11X25X3-MM THK)						
	13	1	189-6123	12	BOLT-12 POINT HEAD (M12X1.75X60-MM)						

D-ORDER BY THE METER  
M-METRIC PART



g00722402

GRAPHIC #1

<END>



# OPERATOR STATION

## 348-5481 MOUNTING GP-ROPS

S/N: PLR1-UP

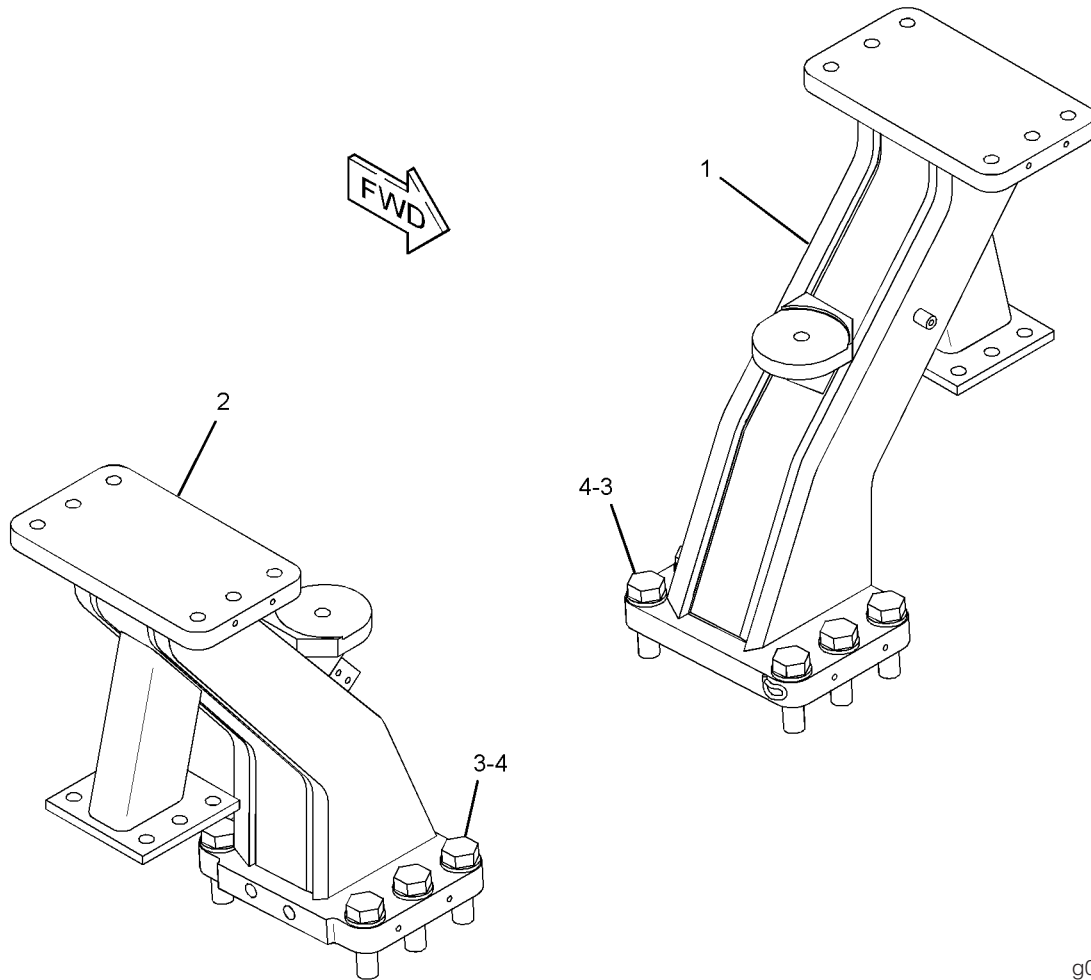
PART OF 324-3020 CHASSIS AR

SMCS - 7266

104020774

NOTE	REF NO	GRAPHIC REF	PART NUMBER	QTY	PART NAME						SEE PAGE
					1	2	3	4	5	6 (PRODUCT LEVEL)	
	1	1	350-0014	1	SUPPORT AS-ROPS (LH)						
	2	1	350-0015	1	SUPPORT AS-ROPS (RH)						
	3	1	7X-2581	12	BOLT (M30X3.5X100-MM)						
	4	1	9X-8258	12	WASHER (33X56X6-MM THK)						

M-METRIC PART



GRAPHIC #1

g02270673

<END>

# OPERATOR STATION

## 384-5121 MOUNTING GP-ROPS

S/N: PLR1-UP

PART OF 374-1781 CONVERSION AR-OPEN ROPS

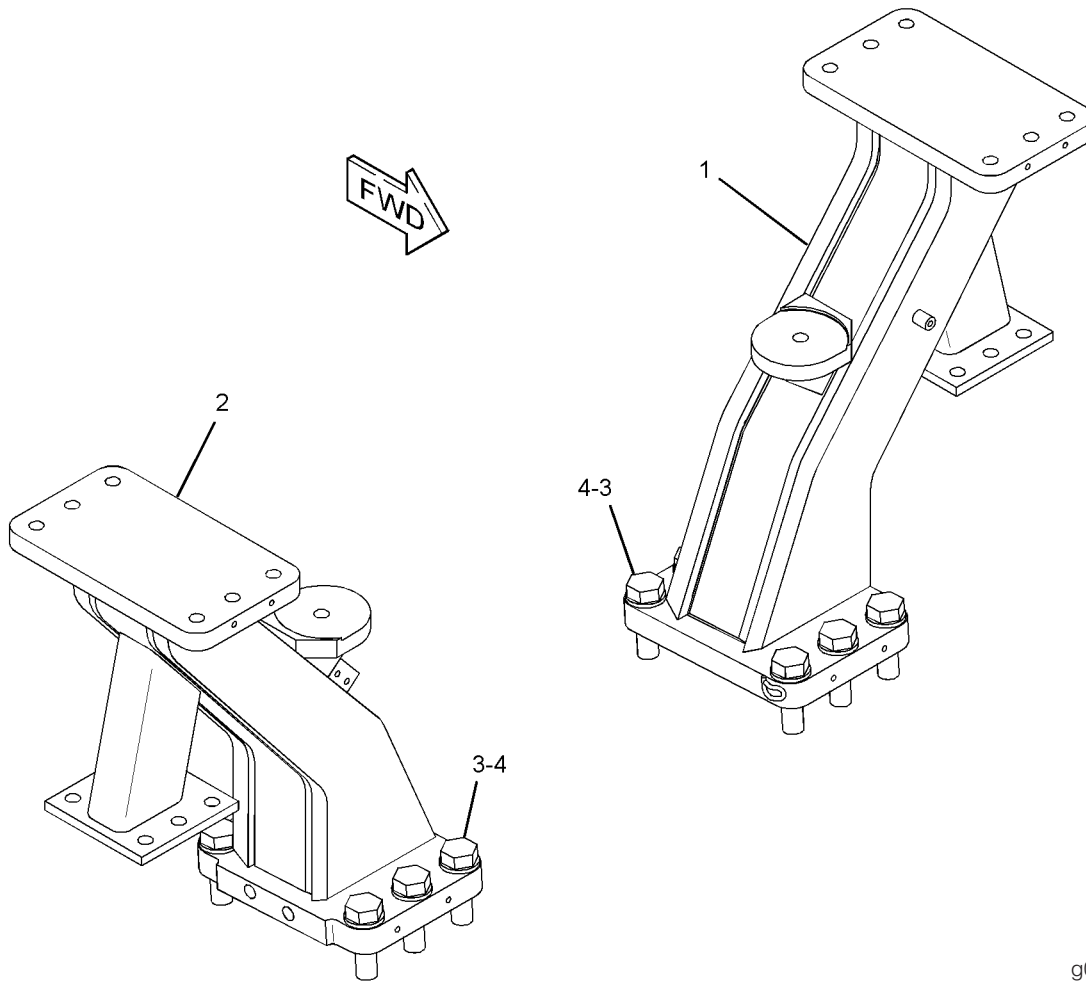
AN ATTACHMENT

SMCS - 7266

104526367

NOTE	REF NO	GRAPHIC REF	PART NUMBER	QTY	PART NAME						SEE PAGE
					1	2	3	4	5	6 (PRODUCT LEVEL)	
	1	1	384-5109	1	SUPPORT AS (LH)						
	2	1	384-5110	1	SUPPORT AS (RH)						
	3	1	7X-2581	12	BOLT (M30X3.5X100-MM)						
	4	1	9X-8258	12	WASHER (33X56X6-MM THK)						

M-METRIC PART



GRAPHIC #1

g02270673

<END>

# OPERATOR STATION

## 365-3464 PEDAL GP-GOVERNOR & BRAKE

S/N: PLR1-UP

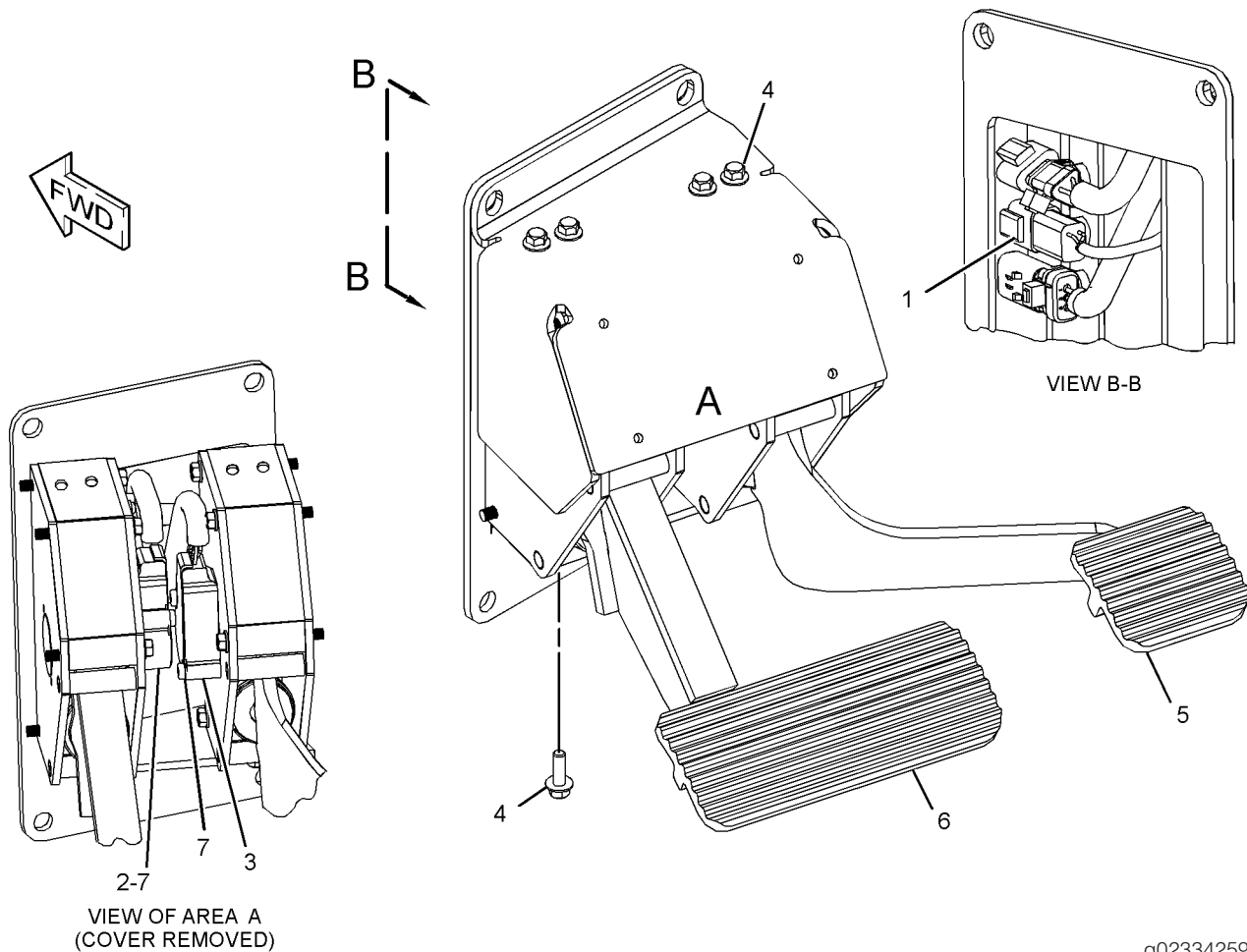
PART OF 336-5821 CONTROL & MTG GP-PEDAL

SMCS - 4122

104138814

NOTE	REF NO	GRAPHIC REF	PART NUMBER	QTY	PART NAME						SEE PAGE
					1	2	3	4	5	6 (PRODUCT LEVEL)	
	1	1	132-7077	1	SWITCH AS-LIMIT (SERVICE BRAKE PEDAL)						
		1	6V-8376	3	SCREW-MACHINE (8-32X0.25-IN)						
		1	9B-7233	3	LOCKWASHER						
Y	2	1	266-1467	1	SENSOR GP-POSITION (ROTARY) (SERVICE BRAKE)						227
Y	3	1	269-1981	1	SENSOR GP-POSITION (DECELERATOR)						230
	4	1	326-6488	8	BOLT-FLANGE HEAD (1/4-20X0.75-IN)						
	5	1	364-8725	1	PEDAL AS						
	6	1	364-8726	1	PEDAL AS						
	7	1	168-4511	4	SCREW-PAN HEAD (10-32X1-IN)						

Y-SEPARATE ILLUSTRATION



g02334259

GRAPHIC #1

<END>

# OPERATOR STATION

## 325-3723 PLATFORM GP-CAB

S/N: PLR1-UP

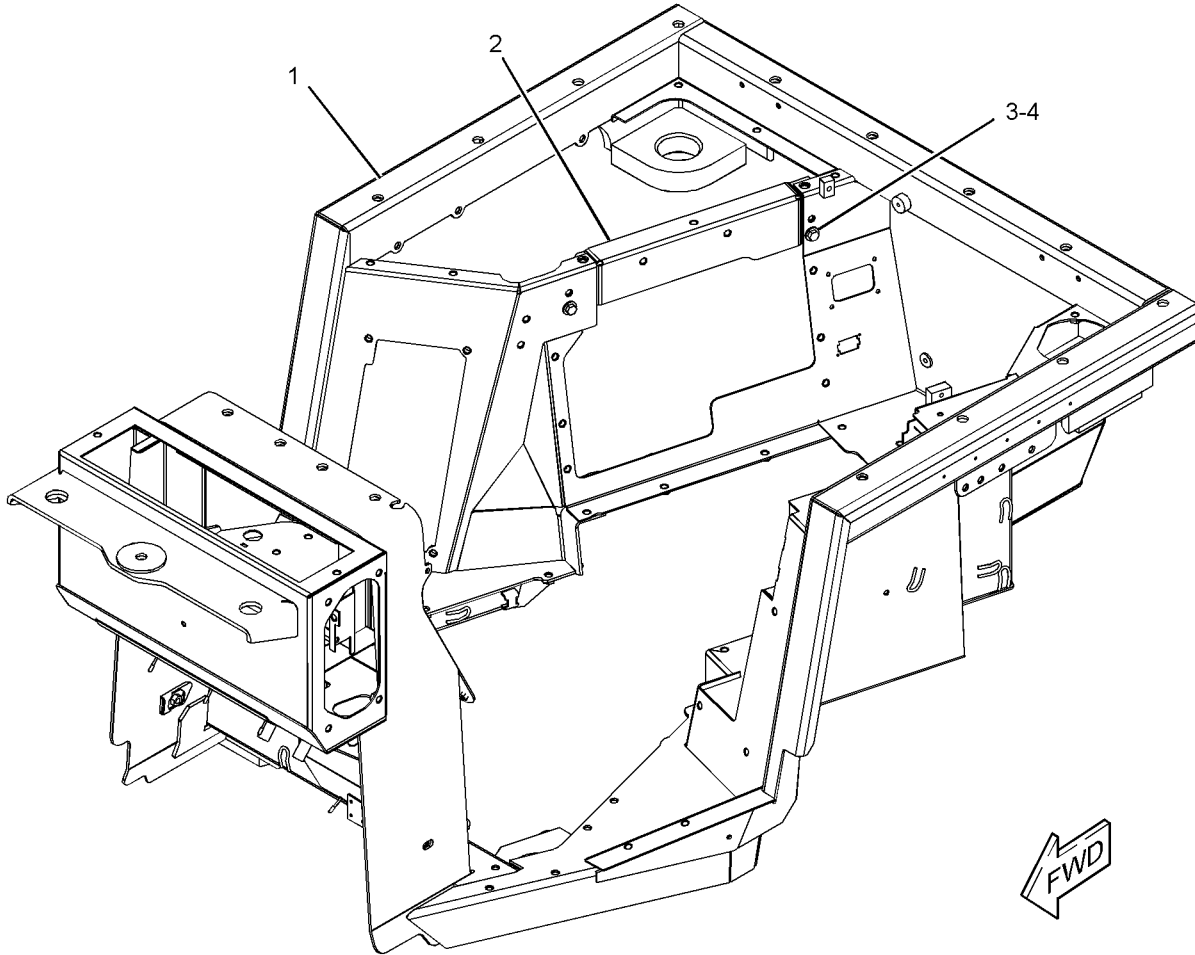
PART OF 325-3722 PLATFORM GP-OPERATOR

SMCS - 7253

I04019101

NOTE	REF NO	GRAPHIC REF	PART NUMBER	QTY	PART NAME						SEE PAGE
					1	2	3	4	5	6 (PRODUCT LEVEL)	
	1	1	332-3200	1	PLATFORM AS						
	2	1	336-5829	1	ANGLE AS						
	3	1	7X-7729	2	WASHER (11X25X3-MM THK)						
	4	1	8T-4136	2	BOLT (M10X1.5X25-MM)						

M-METRIC PART



GRAPHIC #1

g02283516

<END>

# OPERATOR STATION

## 325-3722 PLATFORM GP-OPERATOR

S/N: PLR1-UP

PART OF 324-3020 CHASSIS AR

SMCS - 7253

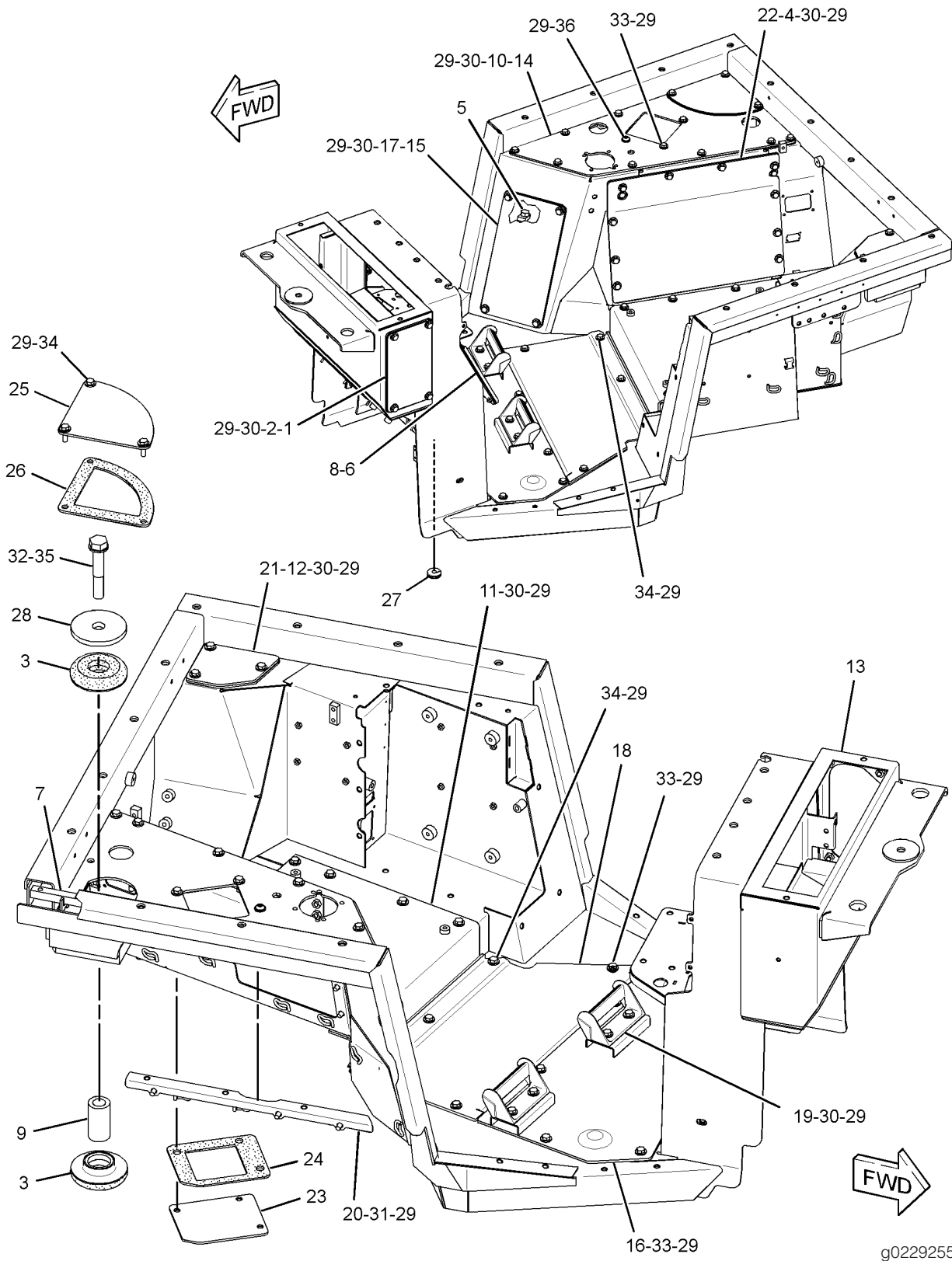
104019092

NOTE	REF NO	GRAPHIC REF	PART NUMBER	QTY	PART NAME						SEE PAGE
					1	2	3	4	5	6 (PRODUCT LEVEL)	
	1	1	6T-4556	1	COVER						
	2	1	6T-4557	1	GASKET						
	3	1	117-8131	8	MOUNT AS						
	4	1	161-3958	1	GASKET						
	5	1	164-0758	1	BOLT (9/16-18X2-IN)						
	6	1	165-6857	1	PAD AS-RUBBER						
	7	1	170-0251	2	STRIP						
	8	1	184-0982	4	SCREW-PAN HEAD (M6X1X16-MM)						
	9	1	185-3666	4	SLEEVE						
	10	1	238-8270	1	GASKET						
	11	1	241-4346	1	PLATE AS						
	12	1	241-4348	1	GASKET						
Y	13	1	325-3723	1	PLATFORM GP-CAB						576
	14	1	332-3501	1	PLATE AS						
	15	1	332-3502	1	COVER AS						
	16	1	332-3503	1	FLOORPLATE AS						
		1	332-3538	1	PANEL						
		1	241-4342	1	GASKET						
	17	1	332-3506	1	GASKET						
	18	1	336-5823	1	FLOORPLATE AS						
		1	184-3285	1	PANEL						
		1	332-3244	1	GASKET						
	19	1	339-3566	2	SUPPORT AS						
	20	1	349-9362	1	BRACKET AS						
		1	7T-1099	2	LINK						
		1	8T-3490	3	NUT-WELD (M10X1.5-THD)						
		1	9R-2613	1	BOSS-WELD (M10X1.5X25-MM)						
	21	1	350-1721	1	PLATE						
	22	1	350-1722	1	PLATE						
	23	1	352-8825	1	PLATE AS						
	24	1	353-2809	1	GASKET						
	25	1	365-5985	1	PLATE						
	26	1	365-5986	1	GASKET						
	27	1	5F-9757	1	GROMMET						
	28	1	6T-8714	4	WASHER-HARD (28X125X12-MM THK)						
	29	1	7X-7729	65	WASHER (11X25X3-MM THK)						
	30	1	8T-4136	43	BOLT (M10X1.5X25-MM)						
	31	1	8T-4137	3	BOLT (M10X1.5X20-MM)						
	32	1	8T-4167	4	WASHER-HARD (26X44X4-MM THK)						
	33	1	8T-4195	13	BOLT (M10X1.5X30-MM)						
	34	1	8T-4196	5	BOLT (M10X1.5X35-MM)						
	35	1	8T-4649	4	BOLT (M24X3X140-MM)						
	36	1	9X-2039	1	SCREW-TRUSS HEAD (M10X1.5X35-MM)						
M-METRIC PART											
Y-SEPARATE ILLUSTRATION											

# OPERATOR STATION

325-3722 PLATFORM GP-OPERATOR (contd.)

i04019092



g02292554

GRAPHIC #1

<END>

# OPERATOR STATION

## 325-3730 PLATFORM GP-OPERATOR-OPEN ROPS

S/N: PLR1-UP  
PART OF 332-5980 CANOPY AR  
AN ATTACHMENT  
SMCS - 7253

I04354013

NOTE	REF NO	GRAPHIC REF	PART NUMBER	QTY	PART NAME						SEE PAGE	
					1	2	3	4	5	6 (PRODUCT LEVEL)		
	1	1	3T-3634	1	HANDRAIL							
	2	1	5P-0998	2	PLUG-SEAL							
	3	1	6I-9706	1	RETAINER AS							
		1	6V-9632	4	NUT-WELD (M6X1-THD)							
	4	1	6V-1790	3	PLUG-BUTTON							
	5	1	6Y-0206	4	RETAINER							
	6	1	6Y-8114	1	SPACER (13.8X23.75X12.7-MM THK)							
	7	1	7G-4824	1	STRAP							
	8	1	7T-6299	1	GROMMET							
	9	1	8E-7791	1	STRAP							
	11	1	127-3018	1	HANDHOLD							
	12	1	141-2240	1	PLATE							
	13	1	184-0982	8	SCREW-PAN HEAD (M6X1X16-MM)							
	14	1	241-4342	1	GASKET							
	16	1	325-3740	1	COVER AS							
	17	1	332-3244	1	GASKET							
	18	1	332-3504	1	FLOORPLATE AS							
Y	19	1	332-3525	1	BOX GP-STORAGE						531	
	20	1	336-5822	1	FLOORPLATE AS							
	21	1	336-5824	1	FLOOR MAT							
	22	1	352-3420	1	PLATE							
	23	1	352-3421	1	PLATE							
	24	1	354-6759	1	DASH AS							
	25	1	354-6760	1	DASH AS							
	26	1	355-0247	1	PLATE							
	28	1	114-6658	9	WASHER (6.5X17X1-MM THK)							
	29	1	5P-1076	10	WASHER-HARD (13.5X30X4-MM THK)							
	30	1	5P-4115	2	WASHER-HARD (7.2X19X2-MM THK)							
	31	1	7X-7729	10	WASHER (11X25X3-MM THK)							
	32	1	8C-8585	2	SCREW-BUTTON HEAD (M10X1.5X20-MM)							
	33	1	8T-4136	8	BOLT (M10X1.5X25-MM)							
	34	1	8T-4139	10	BOLT (M12X1.75X30-MM)							
	35	1	8T-4194	2	BOLT (M12X1.75X50-MM)							
	36	1	8T-4223	2	WASHER-HARD (13.5X25.5X3-MM THK)							
	37	1	8T-8908	2	BOLT (1/4-20X1-IN)							
	38	1	9X-1046	14	SCREW (M4X0.7X18-MM)							
	39	1	9X-2043	3	SCREW-TRUSS HEAD (M6X1X14-MM)							
	40	1	4H-3001	2	PLUG-BUTTON							
	41	1	246-2641	5P-8501	2	(EACH INCLUDES)						PADLOCK GP
		1	5P-8500	1	KEY							
	42	1	7G-4823	1	STRAP							
	43	1	8E-4072	1	SPACER (13.8X23.75X16-MM THK)							
	44	1	8T-4196	2	BOLT (M10X1.5X35-MM)							
	45	1	154-3079	1	STRAP							
E	46	1	354-8360		FOAM (114-CM)							
	47	1	366-2075	1	PLATE							
	48	1	367-6321	1	PLATE AS							
		1	355-0248	1	PLATE							
	49	1	367-6322	1	PLATE AS							
		1	332-3522	1	PLATE AS							
		1	6V-9632	4	NUT-WELD (M6X1-THD)							

# OPERATOR STATION

1	<b>9X-2032</b>	8	NUT-WELD (M4X0.7-THD)
---	----------------	---	-----------------------

1	<b>143-2236</b>	6	LINK
---	-----------------	---	------

50	1	<b>367-6860</b>	1	GUARD-VANDALISM
----	---	-----------------	---	-----------------

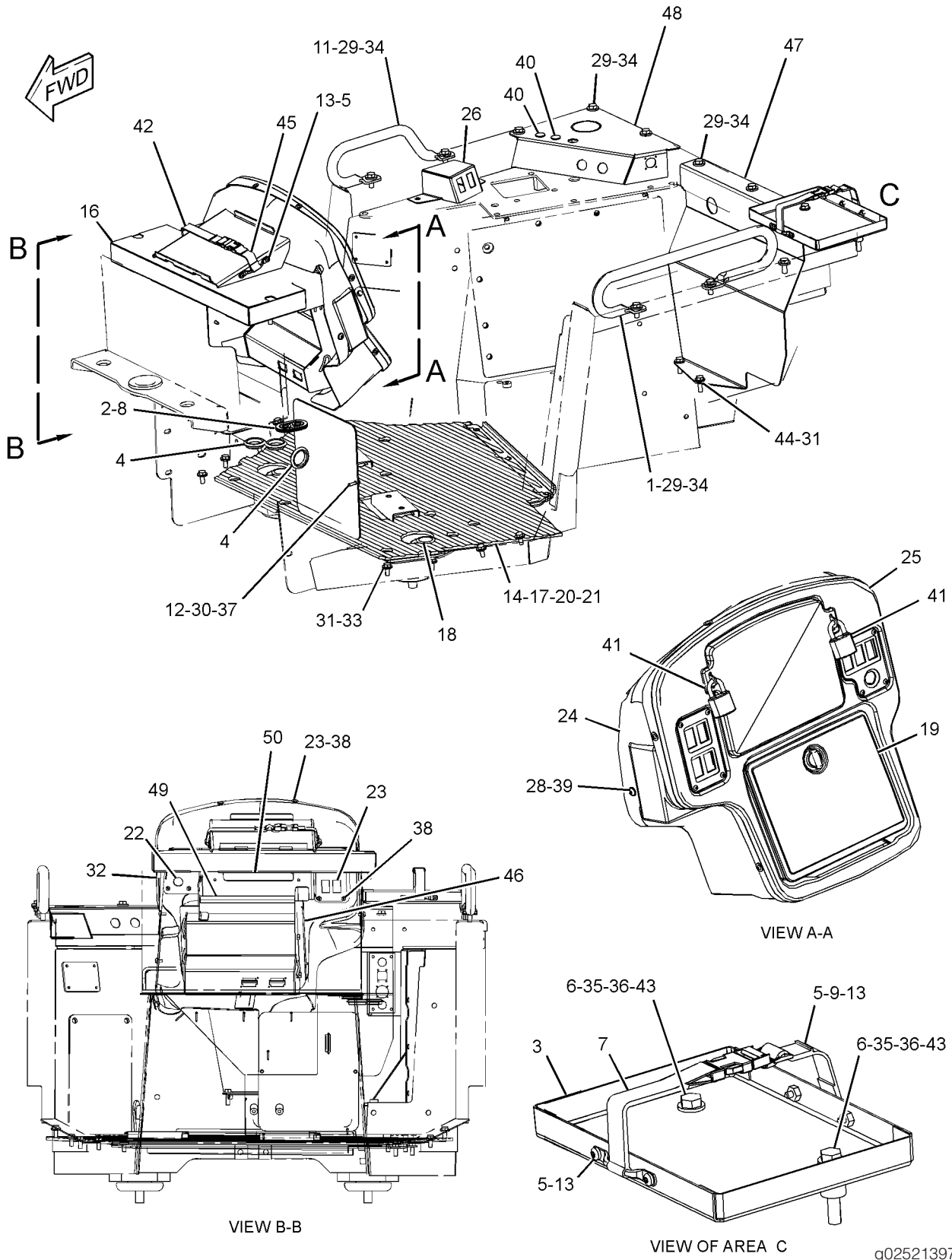
E-ORDER BY THE CENTIMETER  
M-METRIC PART  
Y-SEPARATE ILLUSTRATION



# OPERATOR STATION

325-3730 PLATFORM GP-OPERATOR-OPEN ROPS (contd.)

i04354013



GRAPHIC #1

<END>

g02521397

# OPERATOR STATION

## 325-3727 PRESSURIZER GP-CAB

S/N: PLR1-UP

PART OF 325-3724 CAB AR

SMCS - 7311

I04034977

NOTE	REF NO	GRAPHIC REF	PART NUMBER	QTY	PART NAME						SEE PAGE
					1	2	3	4	5	6 (PRODUCT LEVEL)	
	1	1	3W-6756	2	KNOB						
	2	1	6P-2216	7	CAP						
	3	1	6T-0988	1	FILTER ELEMENT-CAB AIR (STANDARD EFFICIENCY) (FRESH AIR)						
	4	1	6T-5068	1	FILTER ELEMENT-CAB AIR (AIR RECIRCULATION)						
	5	1	7D-8431	2	RING-RETAINING						
	6	1	111-4482	1	COVER AS						
	7	1	127-1043	1	LINER						
	8	1	127-1044	1	LINER						
	9	1	127-1045	1	LINER						
	10	1	127-1046	1	LINER						
	11	1	127-1048	1	LINER						
	12	1	141-4044	1	PANEL						
	13	1	224-9072	2	KNOB						
Y	14	1	230-5388	1	BLOWER GP-CAB						529
	15	1	332-3429	1	LINER						
	16	1	350-4025	1	LINER						
	17	1	355-6551	4	SPACER						
	18	1	6V-7357	4	BOLT (M6X1X25-MM)						
	19	1	7X-0603	4	WASHER-HARD (9.9X35X2.5-MM THK)						
	20	1	8T-4121	6	WASHER-HARD (11X21X2.5-MM THK)						
	21	1	8T-4136	6	BOLT (M10X1.5X25-MM)						
	22	1	9X-8256	4	WASHER (6.6X12X2-MM THK)						

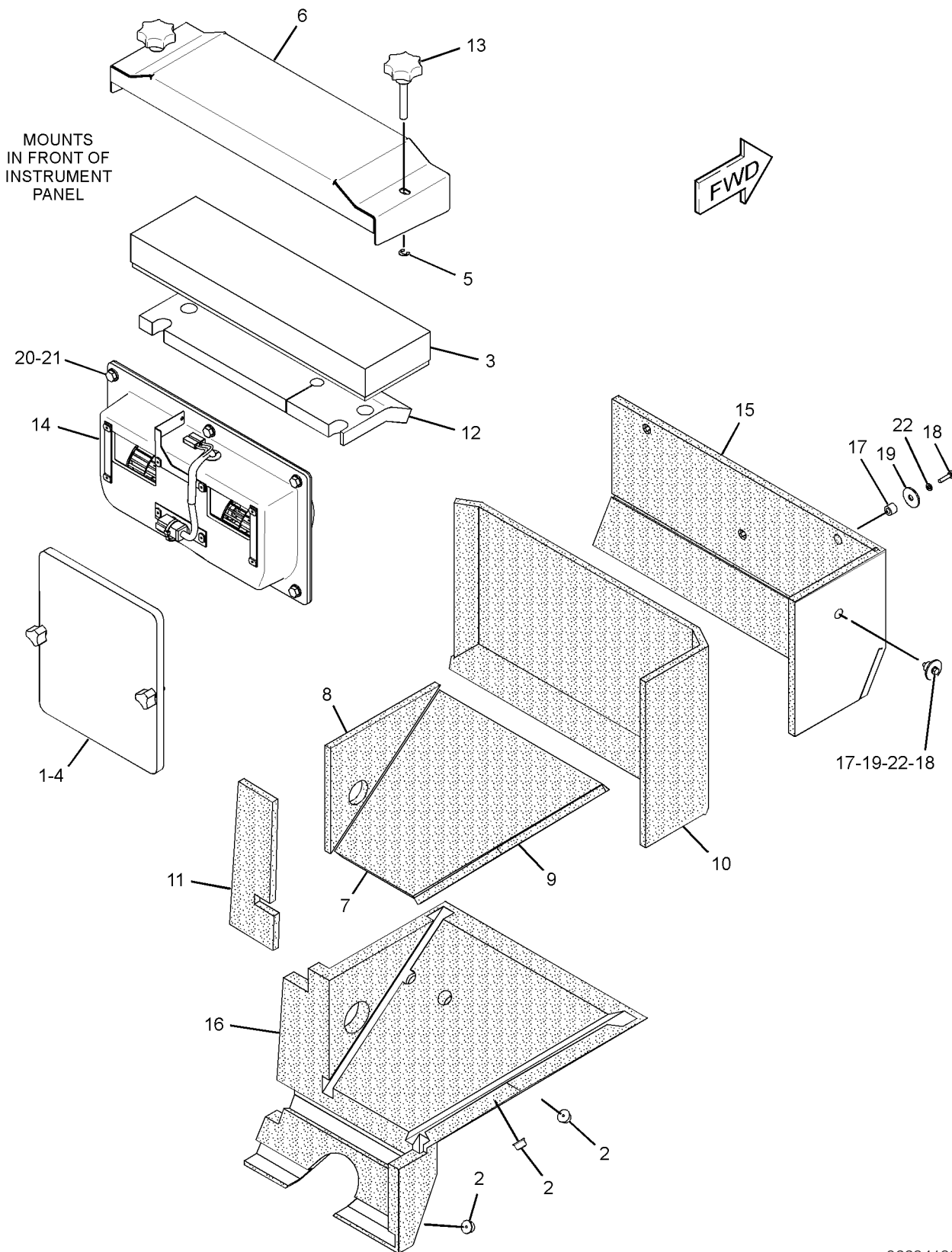
M-METRIC PART

Y-SEPARATE ILLUSTRATION

# OPERATOR STATION

325-3727 PRESSURIZER GP-CAB (contd.)

i04034977



GRAPHIC #1

<END>

g02294199

# OPERATOR STATION

## 355-1490 ROPS GP

S/N: PLR1-UP

PART OF 324-3020 CHASSIS AR

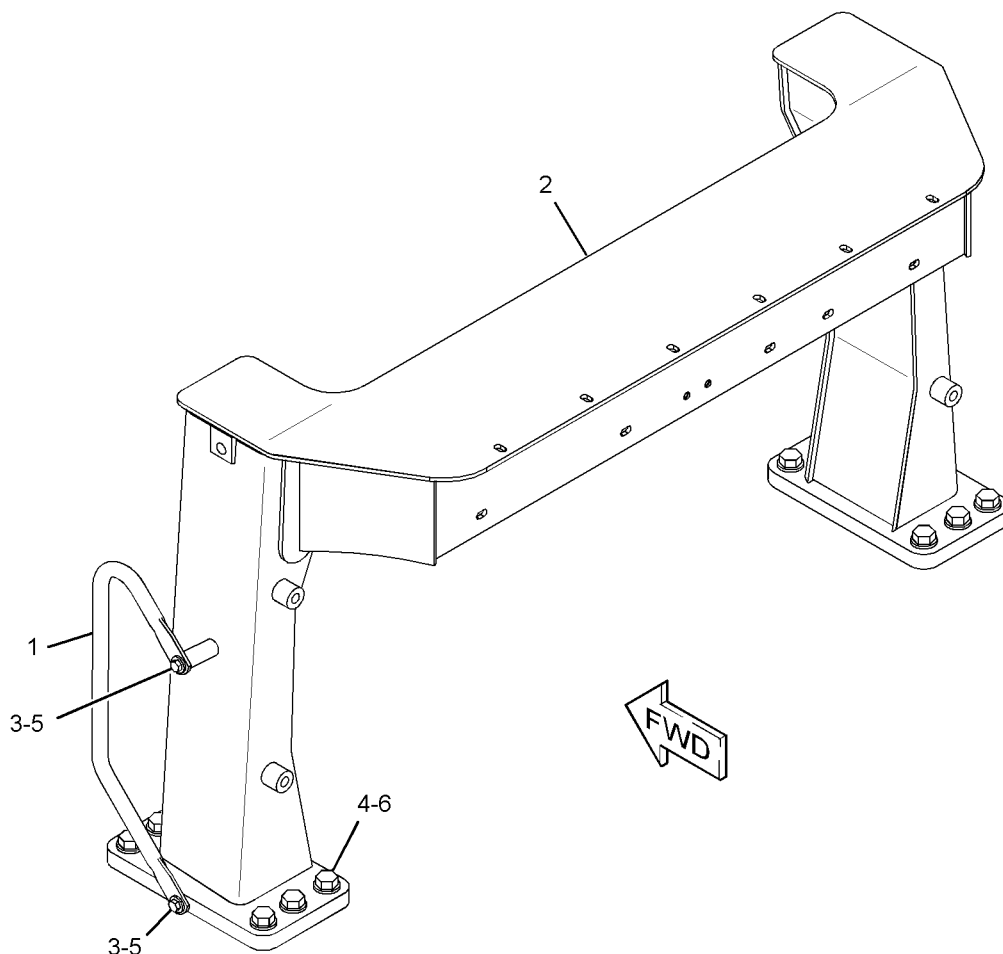
SMCS - 7177

SMCS - 7301

104020794

NOTE	REF NO	GRAPHIC REF	PART NUMBER	QTY	PART NAME						SEE PAGE
					1	2	3	4	5	6 (PRODUCT LEVEL)	
	1	1	180-6600	1	HANDRAIL						
	2	1	348-4198	1	ROPS AS						
	3	1	5P-1076	3	WASHER-HARD (13.5X30X4-MM THK)						
	4	1	7X-2576	12	BOLT (M24X3X70-MM)						
	5	1	8T-4139	2	BOLT (M12X1.75X30-MM)						
	6	1	8T-4167	12	WASHER-HARD (26X44X4-MM THK)						

M-METRIC PART



GRAPHIC #1

g02269134

<END>

# OPERATOR STATION

## 357-7390 ROPS GP

S/N: PLR1-UP

PART OF 332-5980 CANOPY AR

AN ATTACHMENT

SMCS - 7177

SMCS - 7301

I04157513

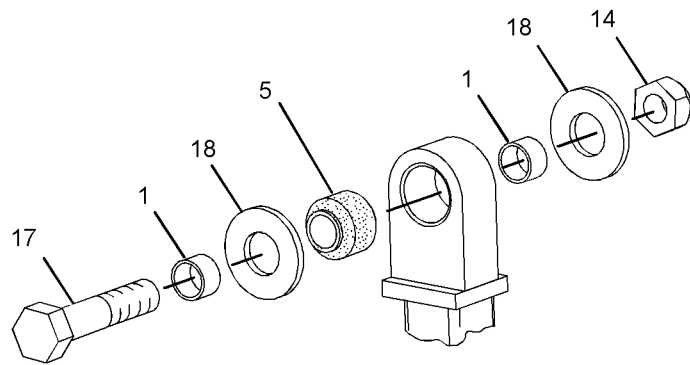
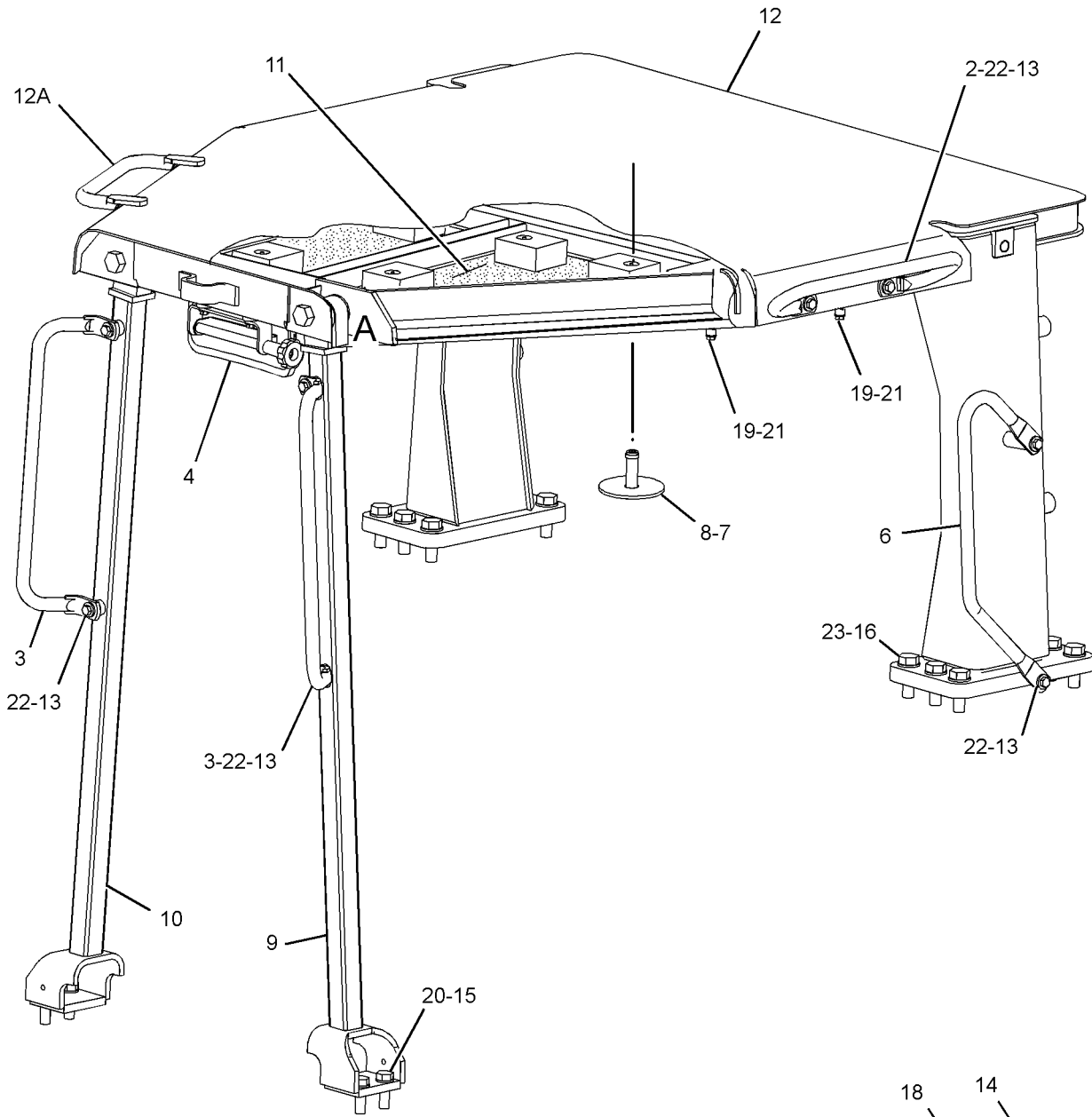
NOTE	REF NO	GRAPHIC REF	PART NUMBER	QTY	PART NAME						SEE PAGE
					1	2	3	4	5	6 (PRODUCT LEVEL)	
	1	1	1P-2772	4	SPACER (1.031X1.219X0.75-IN THK)						
	2	1	8P-9747	1	HANDRAIL (SIDE, LH)						
	3	1	9G-0992	2	HANDRAIL (FRONT, RH, LH)						
Y	4	1	9P-9392	1	MIRROR GP-REAR VIEW						566
	5	1	9S-5187	2	MOUNTING						
	6	1	180-6600	1	HANDRAIL (REAR, RH)						
	7	1	198-6574	14	WASHER (16X75X3.5-MM THK)						
	8	1	198-6575	14	BUTTON						
	9	1	228-4051	1	TUBE AS						
	10	1	228-4052	1	TUBE AS						
	11	1	263-2601	1	HEADLINER						
	12	1	357-7388	1	ROPS AS						
	12A	1	9G-6559	1	HANDHOLD						
	13	1	5P-1076	9	WASHER-HARD (13.5X30X4-MM THK)						
	14	1	6K-3632	2	LOCKNUT (1-8-THD)						
	15	1	7X-2563	4	BOLT (M20X2.5X60-MM)						
	16	1	7X-2576	12	BOLT (M24X3X70-MM)						
	17	1	8C-8843	2	BOLT (1-8X4.5-IN)						
	18	1	8P-5244	4	WASHER (33.3X69.8X6.35-MM THK)						
	19	1	8T-4121	4	WASHER-HARD (11X21X2.5-MM THK)						
	20	1	8T-4123	4	WASHER (22X35X3.5-MM THK)						
	21	1	8T-4137	4	BOLT (M10X1.5X20-MM)						
	22	1	8T-4139	8	BOLT (M12X1.75X30-MM)						
	23	1	8T-4167	12	WASHER-HARD (26X44X4-MM THK)						

M-METRIC PART  
Y-SEPARATE ILLUSTRATION

# OPERATOR STATION

357-7390 ROPS GP (contd.)

i04157513



VIEW OF AREA A  
(EXPLODED)

g02352019

GRAPHIC #1

<END>

# OPERATOR STATION

## 384-5127 ROPS GP

S/N: PLR1-UP

PART OF 374-1781 CONVERSION AR-OPEN ROPS

AN ATTACHMENT

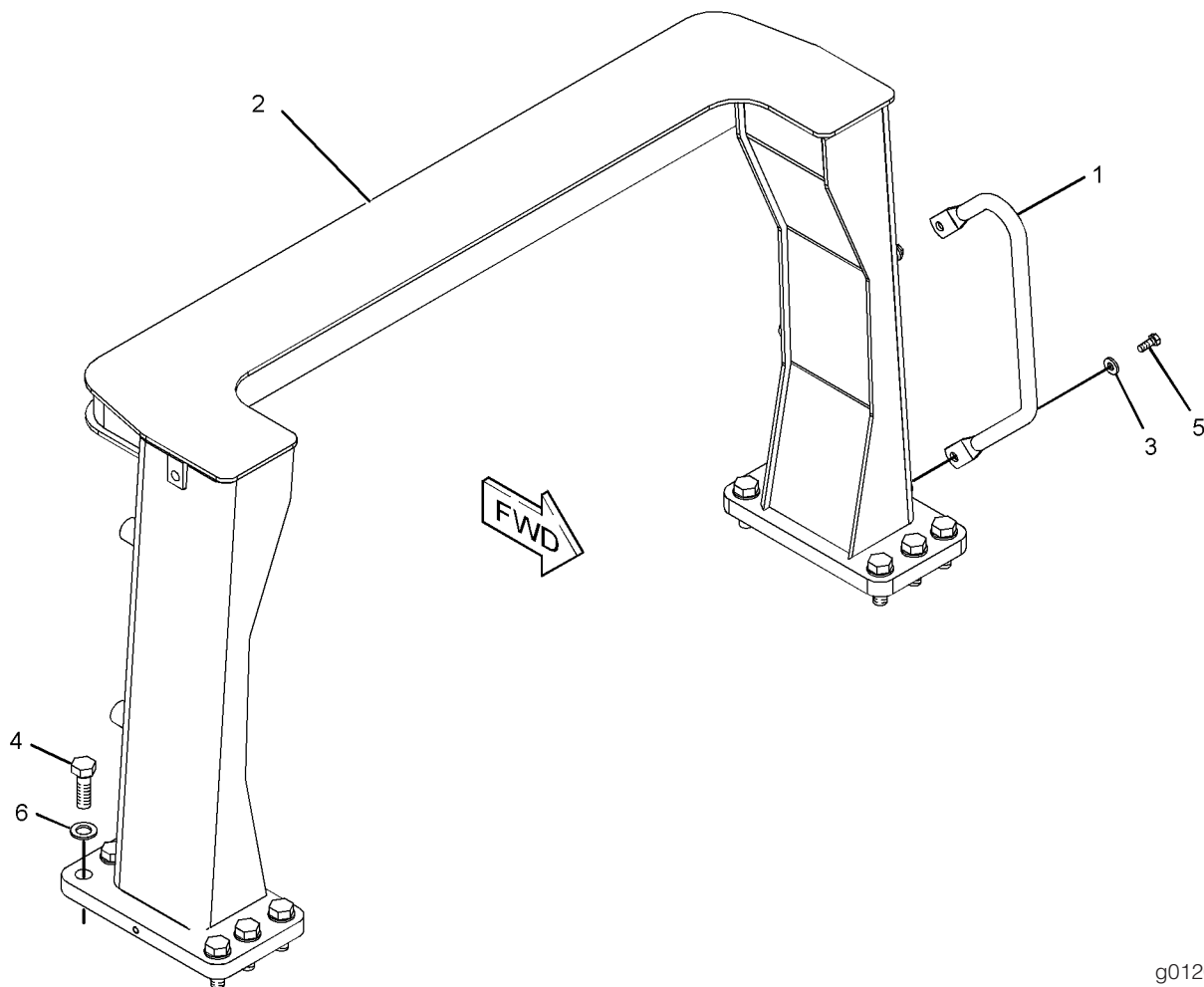
SMCS - 7177

SMCS - 7301

104526366

NOTE	REF NO	GRAPHIC REF	PART NUMBER	QTY	PART NAME						SEE PAGE
					1	2	3	4	5	6 (PRODUCT LEVEL)	
	1	1	180-6600	1	HANDRAIL						
	2	1	384-5126	1	ROPS AS						
	3	1	5P-1076	3	WASHER-HARD (13.5X30X4-MM THK)						
	4	1	7X-2576	12	BOLT (M24X3X70-MM)						
	5	1	8T-4139	2	BOLT (M12X1.75X30-MM)						
	6	1	8T-4167	12	WASHER-HARD (26X44X4-MM THK)						

M-METRIC PART



GRAPHIC #1

g01205546

<END>

# OPERATOR STATION

**332-3427 SEAT GP**-CLOTH, AIR

S/N: PLR1-UP

PART OF 324-3020 CHASSIS AR

SMCS - 7312

I04036322

NOTE	REF NO	GRAPHIC REF	PART NUMBER	QTY	PART NAME						SEE PAGE
					1	2	3	4	5	6 (PRODUCT LEVEL)	
	1	1	126-3700	1	ARMREST AS (RH)						
	2	1	126-3701	1	ARMREST AS (LH)						
	3	1	184-1503	2	KNOB						
	4	1	184-3270	1	PLATE AS						
		1	8T-3490	2	NUT-WELD (M10X1.5-THD)						
Y	5	1	351-1846	1	SEAT GP-SUSPENSION						592
	6	1	365-9368	1	PLATE AS						
		1	1F-0750	1	NUT-WELD (3/8-16-THD)						
	7	1	5P-1075	2	WASHER-HARD (10.2X22.5X3-MM THK)						
	8	1	6V-3964	2	WASHER-HARD (8.8X25.5X5-MM THK)						
	9	1	7X-7729	6	WASHER (11X25X3-MM THK)						
	10	1	8T-4121	2	WASHER-HARD (11X21X2.5-MM THK)						
	11	1	8T-4137	2	BOLT (M10X1.5X20-MM)						
	12	1	8T-4196	2	BOLT (M10X1.5X35-MM)						
	13	1	8T-0722	4	BOLT-LOCKING (M10X1.5X30-MM)						
	14	1	8T-4908	2	BOLT (M8X1.25X25-MM)						

M-METRIC PART

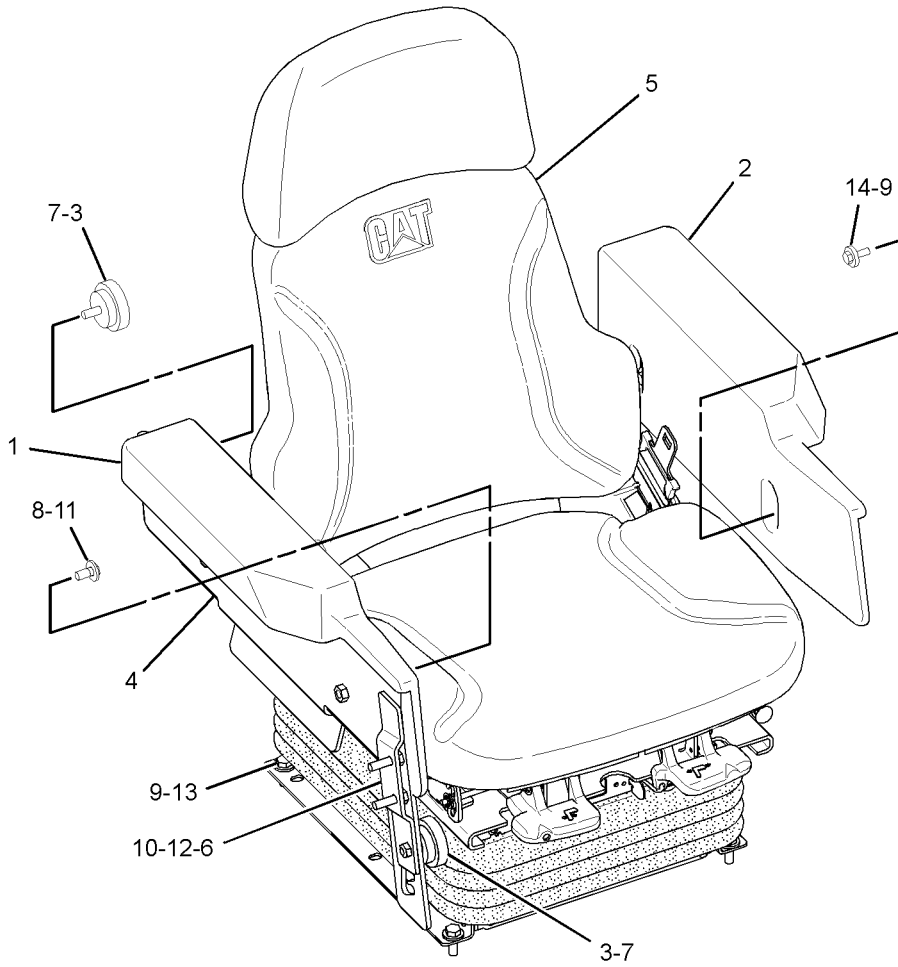
Y-SEPARATE ILLUSTRATION



# OPERATOR STATION

332-3427 SEAT GP-CLOTH, AIR (contd.)

i04036322



GRAPHIC #1

g02334436

<END>

# OPERATOR STATION

## 351-1869 SEAT GP-CLOTH

S/N: PLR1-UP

24-VOLT

PART OF 351-1846 SEAT GP-SUSPENSION

SMCS - 7312

i04321988

NOTE	PART NUMBER	QTY	PART NAME	SEE PAGE
			1 2 3 4 5 6 (PRODUCT LEVEL)	
			(NO BREAKDOWN OF SERVICEABLE PARTS AVAILABLE AT TIME OF PUBLICATION)	

# OPERATOR STATION

## 351-1871 SEAT GP-VINYL

S/N: PLR1-UP

PART OF 356-4919 SEAT GP-SUSPENSION

AN ATTACHMENT

SMCS - 7312

104035665

NOTE	REF NO	GRAPHIC REF	PART NUMBER	QTY	PART NAME						SEE PAGE
					1	2	3	4	5	6 (PRODUCT LEVEL)	
(NO BREAKDOWN OF SERVICEABLE PARTS AVAILABLE AT TIME OF PUBLICATION)											



g02294573

GRAPHIC #1

<END>

# OPERATOR STATION

## 351-1846 SEAT GP-SUSPENSION-CLOTH, AIR

S/N: PLR1-UP

24-VOLT

PART OF 332-3427 SEAT GP

SMCS - 7321

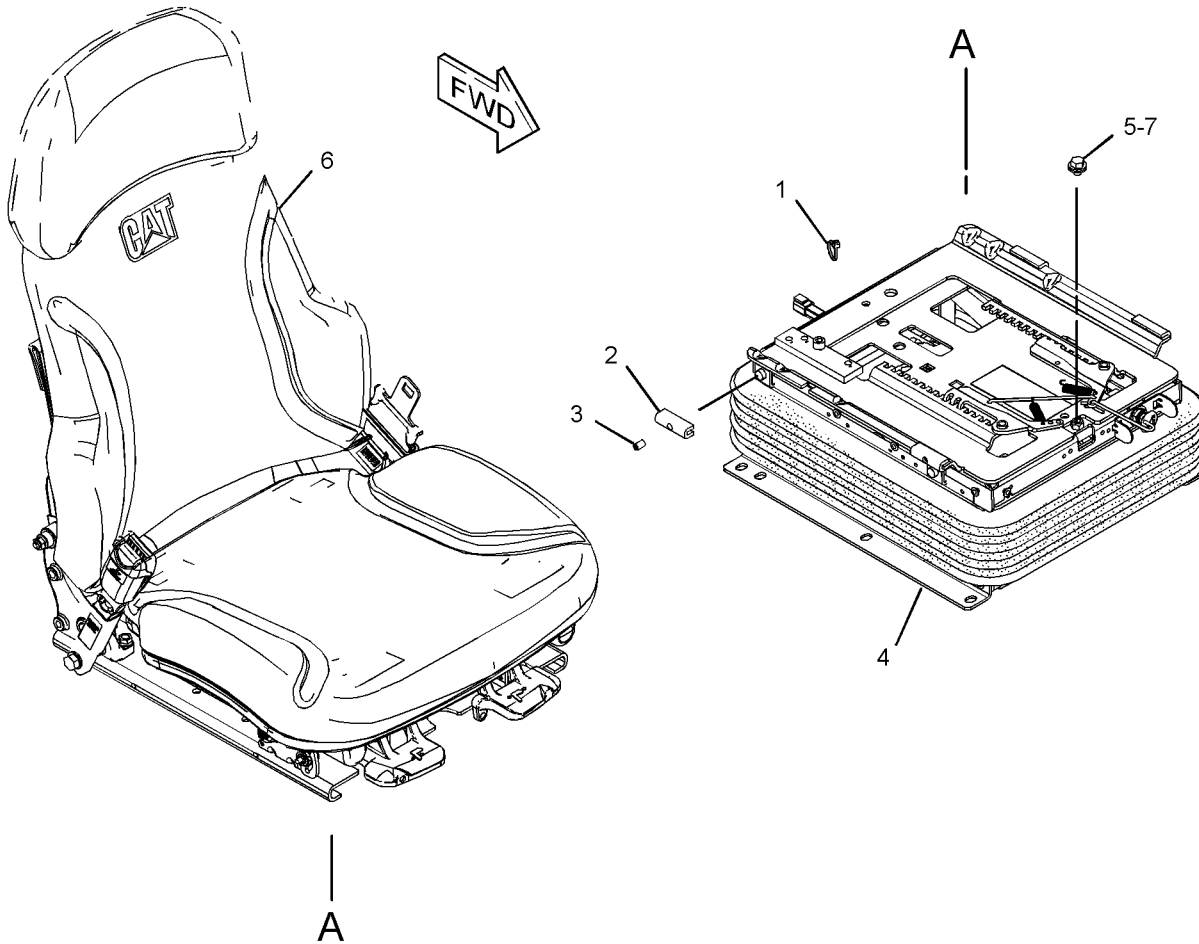
SMCS - 7324

SMCS - 7336

104426518

NOTE	REF NO	GRAPHIC REF	PART NUMBER	QTY	PART NAME						SEE PAGE
					1	2	3	4	5	6 (PRODUCT LEVEL)	
	1	1	8L-8413	1	STRAP-CABLE						
	2	1	161-9289	4	BLOCK-SLIDER						
	3	1	173-5787	4	SETSCREW (1/4-20-THD)						
Y	4	1	191-2933	1	SUSPENSION GP-SEAT (AIR)						596
	5	1	203-7703	2	WASHER-HARD (10.2X22.22X2.38-MM THK)						
Y	6	1	351-1869	1	SEAT GP (CLOTH)						590
	7	1	4F-4879	1	BOLT (3/8-16X0.5-IN)						

Y-SEPARATE ILLUSTRATION



GRAPHIC #1

g02356957

<END>

# OPERATOR STATION

## 356-4919 SEAT GP-SUSPENSION-VINYL

S/N: PLR1-UP

24-VOLTS

PART OF 332-5980 CANOPY AR

AN ATTACHMENT

SMCS - 7321

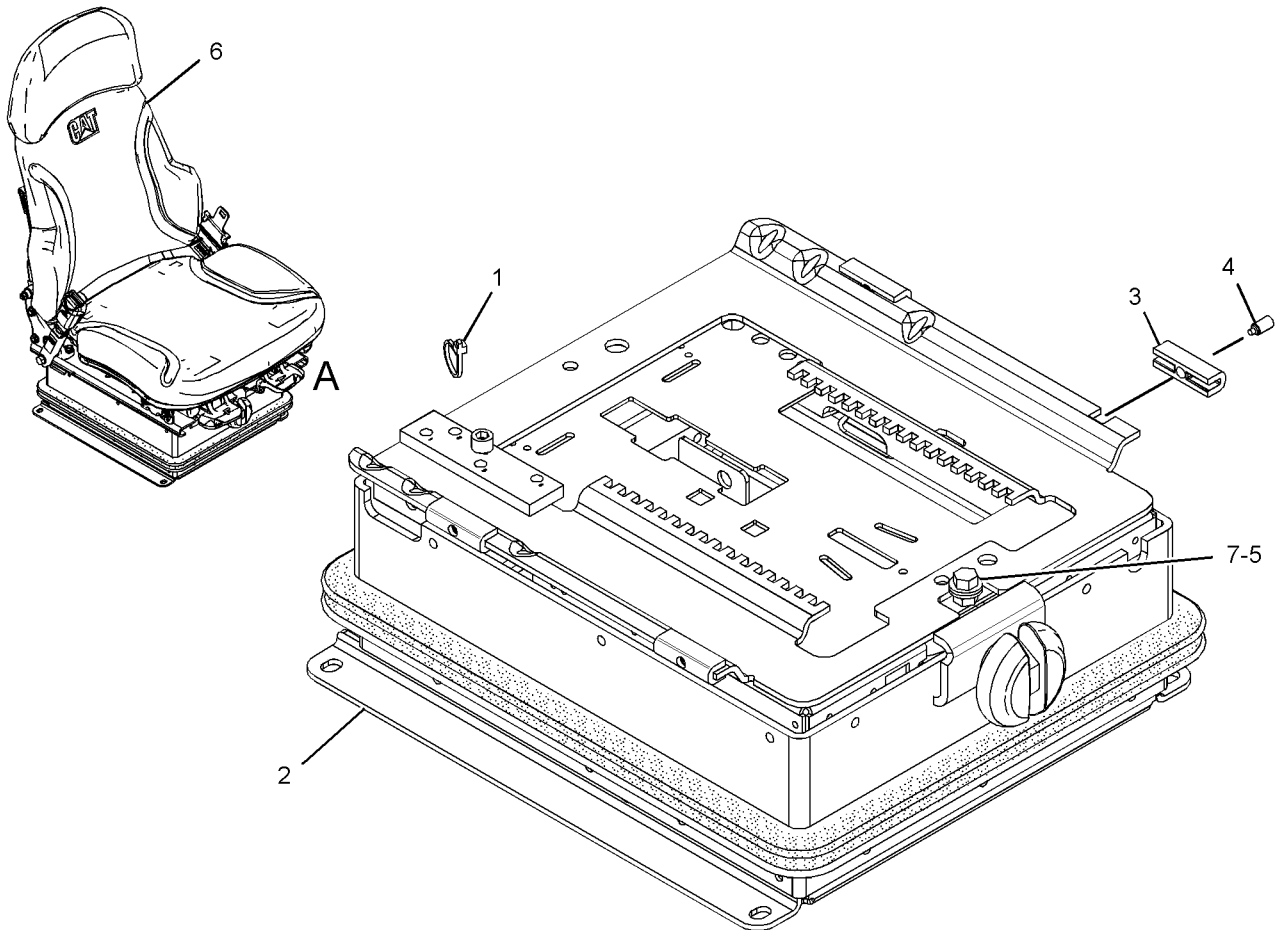
SMCS - 7324

SMCS - 7336

104026737

NOTE	REF NO	GRAPHIC REF	PART NUMBER	QTY	PART NAME						SEE PAGE
					1	2	3	4	5	6 (PRODUCT LEVEL)	
	1	1	8L-8413	1	STRAP-CABLE						
Y	2	1	160-7165	1	SUSPENSION GP-SEAT						594
	3	1	161-9289	4	BLOCK-SLIDER						
	4	1	173-5787	4	SETSCREW (1/4-20-THD)						
	5	1	203-7703	2	WASHER-HARD (10.2X22.22X2.38-MM THK)						
Y	6	1	351-1871	1	SEAT GP						591
	7	1	4F-4879	1	BOLT (3/8-16X0.5-IN)						

Y-SEPARATE ILLUSTRATION



VIEW OF AREA A  
(SEAT REMOVED)

g02273533

GRAPHIC #1

<END>

# OPERATOR STATION

## 160-7165 SUSPENSION GP-SEAT

S/N: PLR1-UP

PART OF 356-4919 SEAT GP-SUSPENSION

AN ATTACHMENT

SMCS - 7324

I03338606

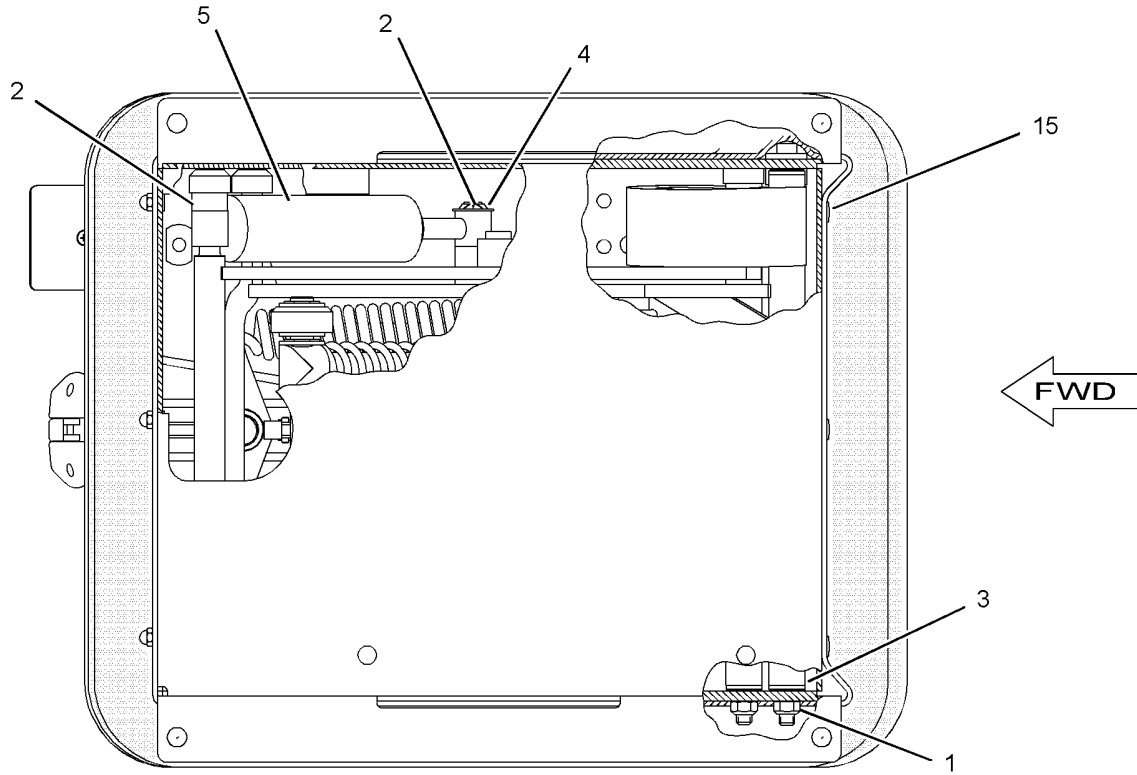
NOTE	REF NO	GRAPHIC REF	PART NUMBER	QTY	PART NAME						SEE PAGE
					1	2	3	4	5	6 (PRODUCT LEVEL)	
	1	1	2K-4973	2	LOCKNUT (3/8-16-THD)						
	2	1	4V-7884	2	BEARING						
	3	1	4V-8577	4	BEARING						
	4	1	5V-1497	1	RETAINER						
	5	1	8Y-5965	1	ABSORBER AS-SHOCK						
	6	1	8Y-6012	1	ARM AS-SUSPENSION						
	7	1	8Y-6014	1	HOUSING AS (LOWER)						
	8	1	8Y-6024	2	SHAFT AS						
J	9	1	101-0003	20	FASTENER						
J	10	1	166-6781	6	FASTENER						
J	11	1	163-1146	3	FASTENER						
	12	1	145-0326	1	FILM-INSTRUCTION (SEAT ADJUSTMENT)						
	13	1	169-7380	1	BOLT-SOCKET HEAD (3/8-16X0.375-IN)						
Y	14	1	174-2231	1	HOUSING GP-SEAT SUSPENSION						553
J	15	1	197-7689	3	FASTENER						
					AVAILABLE REPAIR KIT(S):						
J			8Y-5944	1	KIT-SUSPENSION BOOT (SEAT) (INCLUDES BOOT, RETAINER & FASTENERS)						
			101-4194	1	KIT-TETHER BELT (SUSPENSION SEAT) (INCLUDES 2 BELTS)						
			101-4195	1	KIT-SUSPENSION ROLLER (SUSPENSION SEAT) (INCLUDES 4 ROLLERS)						

J-KIT MARKED J INCLUDES PARTS MARKED J  
Y-SEPARATE ILLUSTRATION

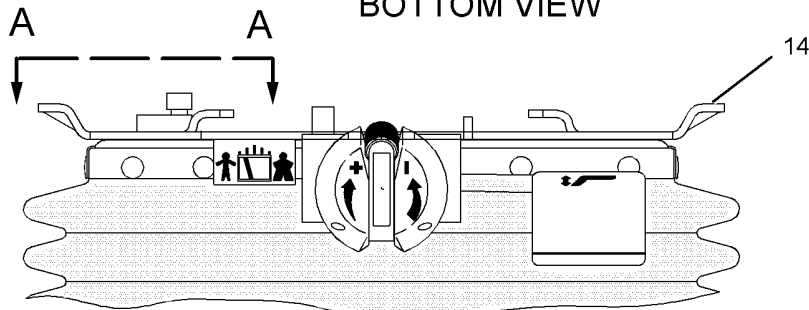
# OPERATOR STATION

160-7165 SUSPENSION GP-SEAT (contd.)

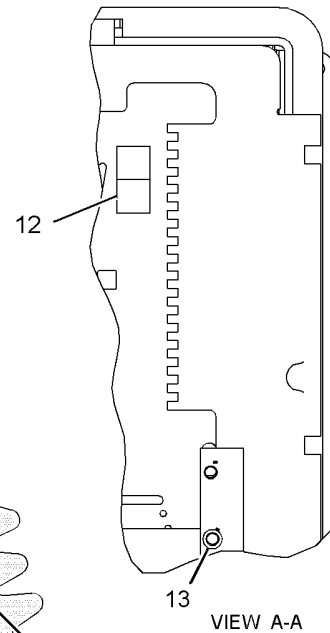
i03338606



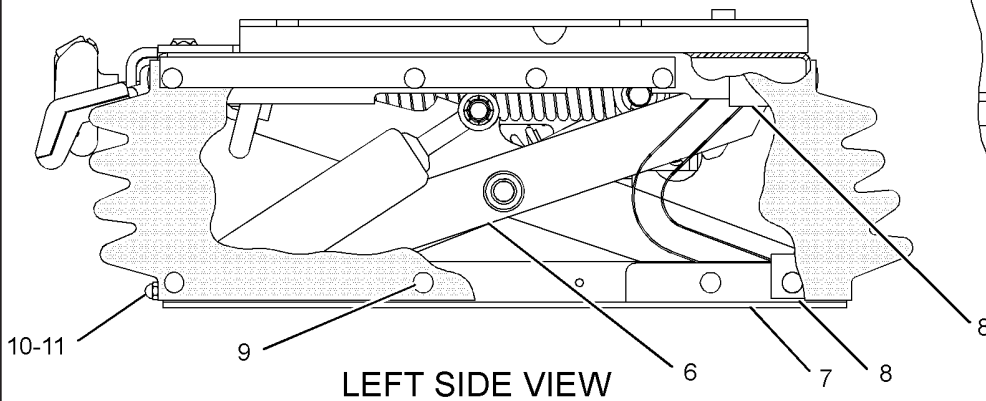
BOTTOM VIEW



FRONT VIEW



VIEW A-A



LEFT SIDE VIEW

GRAPHIC #1

g01445578

<END>

# OPERATOR STATION

## 191-2933 SUSPENSION GP-SEAT-AIR

S/N: PLR1-UP

PART OF 351-1846 SEAT GP-SUSPENSION

SMCS - 7324

I03794031

NOTE	REF NO	GRAPHIC REF	PART NUMBER	QTY	PART NAME						SEE PAGE	
					1	2	3	4	5	6 (PRODUCT LEVEL)		
	1	1	3P-9900	5	WASHER (10.5X30X3-MM THK)							
	2	1	4B-4278	2	WASHER (10.2X20.5X1.6-MM THK)							
	3	1	4V-8577	12	BEARING							
	4	1	8L-8413	1	STRAP-CABLE							
	5	1	145-0326	1	FILM-INSTRUCTION (SEAT ADJUSTMENT)							
	6	1	164-1234	1	PLATE							
	7	1	101-0003	164-1270	26							FASTENER
	8	1	169-7380	1	BOLT-SOCKET HEAD (3/8-16X0.375-IN)							
	9	1	186-5107	2	SCREW-DRIVE (NO 8-16X1.25-IN)							
	10	1	192-7752	4	SHAFT AS							
	11	1	192-7755	1	HOUSING AS (LOWER)							
	12	1	314-5274	1	SHAFT (INNER)							
	13	1	192-7767	1	SCISSORS AS							
	14	1	192-7783	1	TOGGLE AS (WIDE)							
	15	1	192-7787	1	TOGGLE AS (NARROW)							
	16	1	192-7790	1	HOUSING AS (UPPER)							
	17	1	192-7795	1	BOOT							
	18	1	192-7805	1	HARNES AS-VALVE (SEAT AIR COMPRESSOR)							
		1	8T-8729	2	PIN-CONNECTOR (16-GA TO 18-GA)							
		1	102-8802	3E-3364	1	KIT-RECEPTACLE (2-PIN) (INCLUDES RECEPTACLE AS & WEDGE)						
E		1	211-5358		CONDUIT-FLEXIBLE (64-CM)							
	19	1	192-7810	1	SPRING AS-AIR							
		1	5P-4423	1	ELBOW							
		1	163-1135	1	SPRING							
	20	1	192-7812	1	BOLT-SPECIAL							
	21	1	192-7820	3	BUMPER							
	22	1	314-5275	1	SHAFT (OUTER)							
	23	1	237-3943	1	BRACKET							
Y	24	1	237-3970	1	AIR COMPRESSOR GP-SEAT						526	
	25	1	108-4311	1	SCREW-MACHINE (3/8-16X0.75-IN)							
	26	1	2K-4973	8	LOCKNUT (3/8-16-THD)							
	27	1	3J-4818	1	LOCKWASHER							
	28	1	5C-2890	3	NUT (M6X1-THD)							
	29	1	8T-9371	1	BOLT (3/8-16X0.5-IN)							
E	30	1	211-5358		CONDUIT-FLEXIBLE (26.7-CM)							
E	30A	1	211-5358		CONDUIT-FLEXIBLE (35.6-CM)							
D	31	1	5P-6010		TUBE (0.27-M)							
D	31A	1	5P-6010		TUBE (0.36-M)							
					AVAILABLE REPAIR KIT(S):							
			192-7799	1	KIT-AIR VALVE (SUSPENSION SEAT) (INCLUDES KNOB AS, NUT, VALVE, LOCKWASHER & FITTING)							
			192-7848	1	KIT-SHOCK ABSORBER (SUSPENSION SEAT) (INCLUDES LOCKNUT, LOCKWASHER, SHOCK ABSORBER, BEARINGS, WASHER & BOLTS)							
			211-9294	1	KIT-TETHER (SUSPENSION SEAT) (INCLUDES TETHERS)							

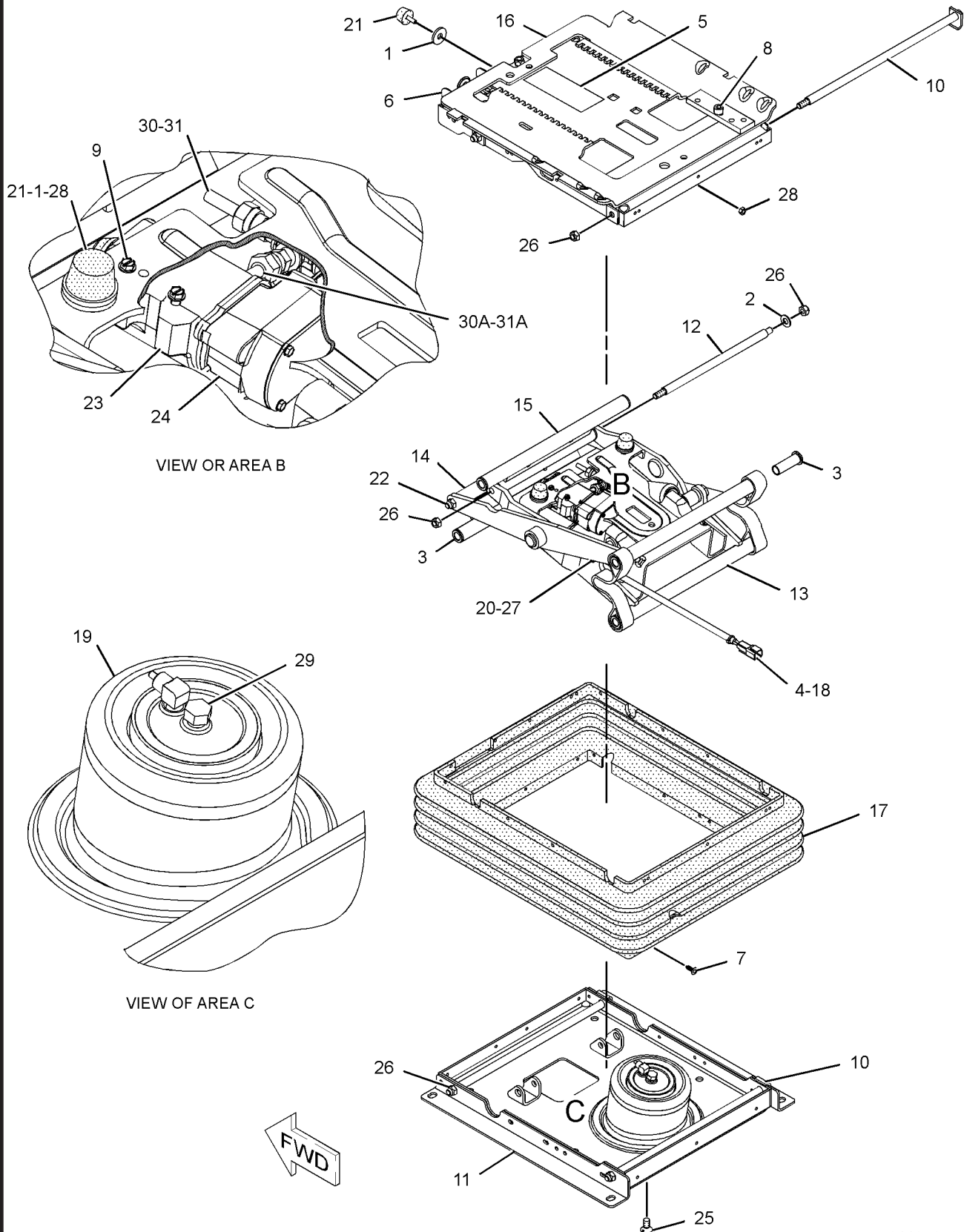
D-ORDER BY THE METER  
E-ORDER BY THE CENTIMETER  
M-METRIC PART  
Y-SEPARATE ILLUSTRATION



# OPERATOR STATION

191-2933 SUSPENSION GP-SEAT-AIR (contd.)

i03794031



GRAPHIC #1

g01197079

<END>

# OPERATOR STATION

## 169-9649 TANK GP-WINDOW WASHER

S/N: PLR1-UP

PART OF 272-5171 TANK GP-WINDOW WASHER

SMCS - 7306

I03853030

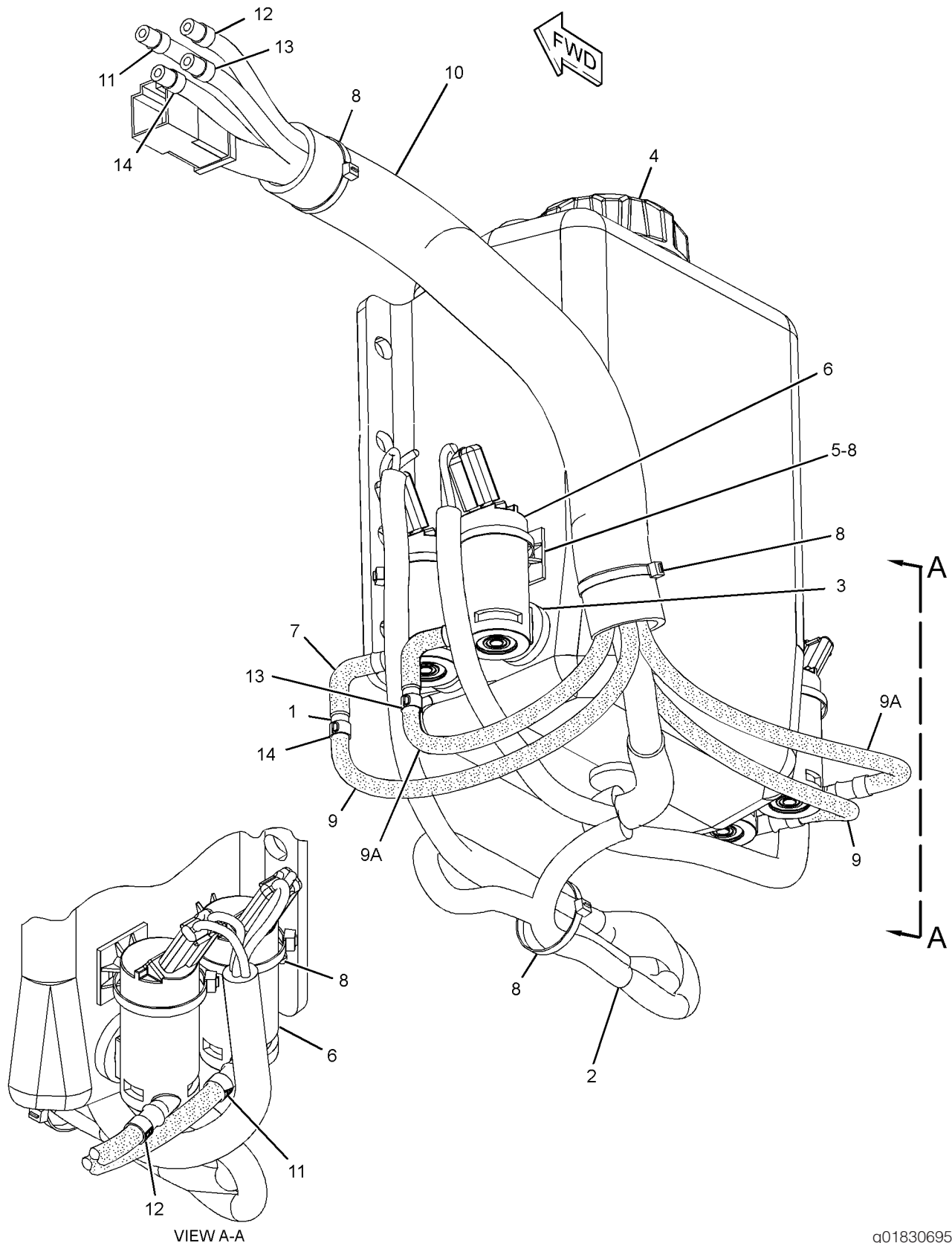
NOTE	REF NO	GRAPHIC REF	PART NUMBER	QTY	PART NAME						SEE PAGE	
					1	2	3	4	5	6 (PRODUCT LEVEL)		
C	1	1	3V-3263	2	CONNECTOR (HOSE)							
	2	1	186-4857	1	HARNESS AS-WIRING (WINDOW WASHER)							
		1	102-8805	3E-3382	1	KIT-RECEPTACLE (6-PIN) (INCLUDES RECEPTACLE AS & WEDGE)						
		1	9X-0194	3T-4412	4	TERMINAL AS						
		1	3T-8371	4	TERMINAL-SOLDER							
		1	9G-3695	1	PLUG-SEAL							
E		1	114-8843		SLEEVE-PLASTIC (100-CM)							
E		1	119-3662		TUBE-HEAT SHRINK (10.85-MM DIA) (7-CM)							
		1	144-1636	5	PIN-CONNECTOR (14-GA TO 18-GA)							
C	3	1	267-8715	4	GROMMET							
C	4	1	322-4964	1	CAP-VENTED (WINDOW WASHER TANK)							
C	5	1	322-4965	4	ANCHOR-TIE							
C	6	1	339-9915	4	PUMP-WASHER							
C	7	1	340-5693	2	HOSE-ELBOW							
BC	8	1	3S-2093	7	STRAP-CABLE							
CE	9	1	144-0195		HOSE (62-CM EACH)							
CE	9A	1	144-0195		HOSE (58-CM EACH)							
CD	10	1	6V-5817		CONDUIT-FLEXIBLE (26.1-MM ID, SPLIT) (0.4-M)							
E	11	1	7X-7927		TAPE-IDENTIFICATION (LETTER A) (6-CM EACH)							
E	12	1	7X-7928		TAPE-IDENTIFICATION (LETTER B) (6-CM EACH)							
E	13	1	7X-7929		TAPE-IDENTIFICATION (LETTER C) (6-CM EACH)							
E	14	1	7X-7930		TAPE-IDENTIFICATION (LETTER D) (6-CM EACH)							

B-USE AS REQUIRED  
 C-CHANGE FROM PREVIOUS TYPE  
 D-ORDER BY THE METER  
 E-ORDER BY THE CENTIMETER

# OPERATOR STATION

169-9649 TANK GP-WINDOW WASHER (contd.)

i03853030



GRAPHIC #1

VIEW A-A

g01830695

<END>

# OPERATOR STATION

## 272-5171 TANK GP-WINDOW WASHER

S/N: PLR1-UP

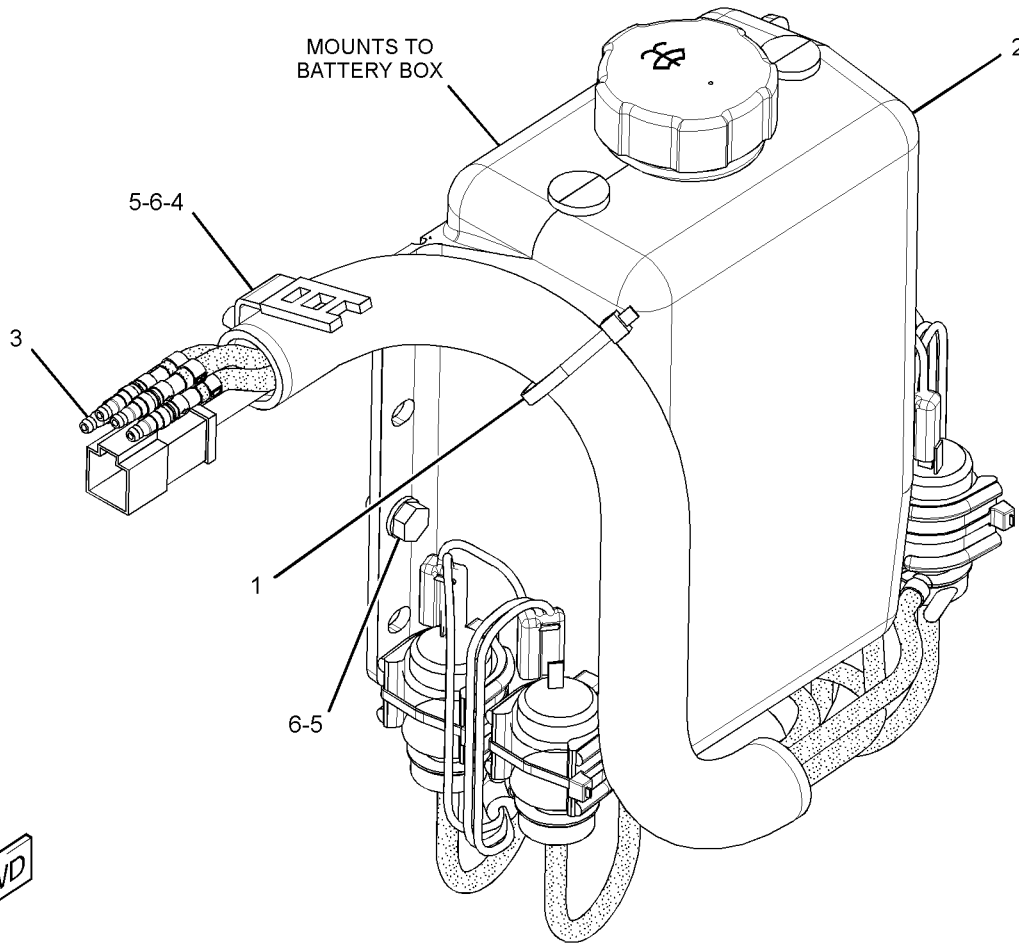
PART OF 325-3724 CAB AR

SMCS - 7306

I02696497

NOTE	REF NO	GRAPHIC REF	PART NUMBER	QTY	PART NAME						SEE PAGE
					1	2	3	4	5	6 (PRODUCT LEVEL)	
	1	1	3S-2093	1	STRAP-CABLE						
Y	2	1	169-9649	1	TANK GP-WINDOW WASHER						598
	3	1	204-2581	4	VALVE AS-CHECK						
	4	1	4P-8134	1	CLIP						
	5	1	8T-4200	5	BOLT (M8X1.25X16-MM)						
	6	1	8T-4224	5	WASHER-HARD (8.8X16X2-MM THK)						

M-METRIC PART  
Y-SEPARATE ILLUSTRATION



g01359518

GRAPHIC #1

<END>

# OPERATOR STATION

## 306-5620 VALVE GP-WATER-COOLANT

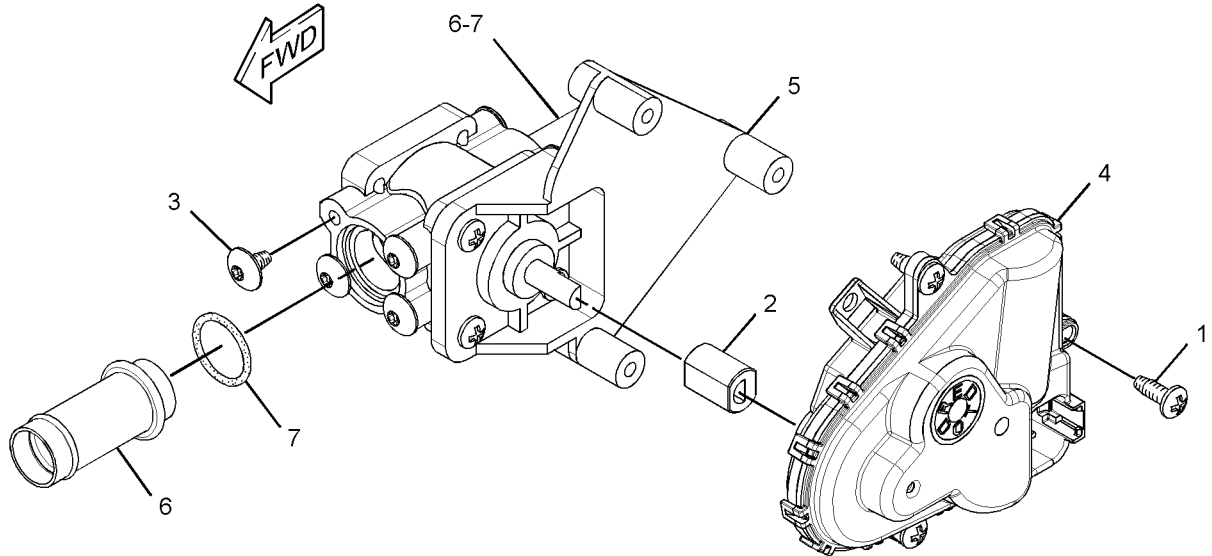
S/N: PLR1-UP

PART OF 325-4508 HEATER GP-CAB

SMCS - 7304

102973184

NOTE	REF NO	GRAPHIC REF	PART NUMBER	QTY	PART NAME						SEE PAGE
					1	2	3	4	5	6 (PRODUCT LEVEL)	
	1	1	9X-2185	3	SCREW (8-15X0.44-IN)						
	2	1	131-3093	1	BUSHING						
	3	1	248-6772	8	SCREW-MACHINE (8-16X7.75-IN)						
	4	1	265-9620	1	ACTUATOR (ELECTRONIC)						
	5	1	268-8769	1	VALVE AS-WATER						
	6	1	275-6692	2	TUBE						
	7	1	4D-2297	2	SEAL-O-RING						



GRAPHIC #1

g01525190

<END>

# OPERATOR STATION

## 332-3497 WASHER GP-WINDOW

S/N: PLR1-UP

PART OF 325-3726 CAB AR

SMCS - 7306

I04353969

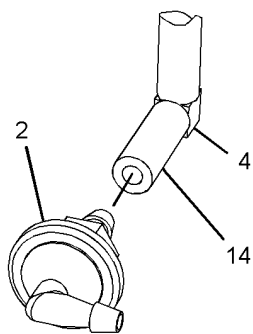
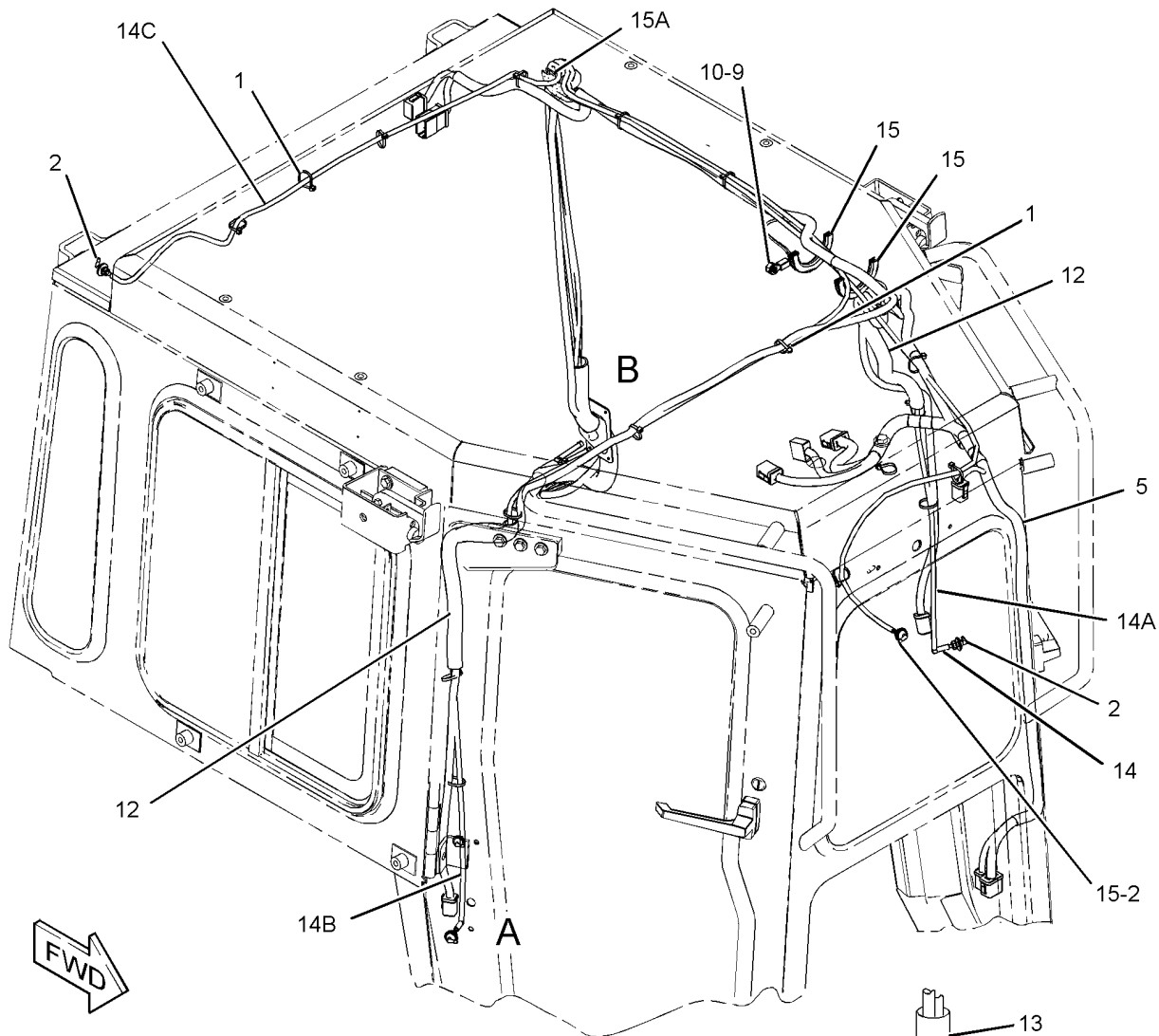
NOTE	REF NO	GRAPHIC REF	PART NUMBER	QTY	PART NAME						SEE PAGE	
					1	2	3	4	5	6 (PRODUCT LEVEL)		
	1	1	3S-2093	19	STRAP-CABLE							
	2	1	8T-5400	4	CONNECTOR AS							
	3	1	8T-8737	1	PLUG-SEAL							
	4	1	145-7328	2	ELBOW-HOSE							
	5	1	334-2674	1	HARNES AS-CAB (WINDOW WASHER)							
		1	102-8801	3E-5179	1	KIT-RECEPTACLE (12-PIN) (INCLUDES RECEPTACLE AS & WEDGE)						
		1	2L-8079	3T-4697	1	TERMINAL-RING (14-GA TO 16-GA, 3/8-IN SCREW)						
		1	8T-8737	9	PLUG-SEAL							
		1	9W-0844	14	SOCKET-CONNECTOR (14-GA TO 16-GA)							
		1	9W-0852	1	PIN-CONNECTOR (14-GA TO 16-GA)							
		1	9X-3401	8	PIN-CONNECTOR (16-GA TO 18-GA)							
		1	9X-3402	51	SOCKET-CONNECTOR (16-GA TO 18-GA)							
E		1	125-7874		TUBE-HEAT SHRINK (5.72-MM DIA) (20-CM)							
E		1	125-7875		TUBE-HEAT SHRINK (7.44-MM DIA) (20-CM)							
		1	155-2255	155-2252	1	KIT-CONNECTING PLUG (12-PIN)						
		1	155-2271	155-2262	1	KIT-CONNECTING PLUG (4-PIN)						
		1	155-2274	155-2263	1	KIT-CONNECTING PLUG (6-PIN)						
		1	155-2265	155-2264	1	KIT-CONNECTING PLUG (8-PIN)						
		1	245-7434	223-4778	1	KIT-CONNECTING PLUG (10-PIN) (EACH PLUG KIT INCLUDES PLUG AS, WEDGE, & INTERFACE SEAL)						
		1	185-1860	8	SEAL-WIRE							
		1	202-5397	4	PLUG							
		1	235-4123	204-1297	4	TERMINAL (18-GA TO 20-GA)						
	6	1	155-2274	155-2263	1	KIT-CONNECTING PLUG (6-PIN) (INCLUDES PLUG AS, WEDGE, & INTERFACE SEAL)						
E	7	1	7X-7928		TAPE-IDENTIFICATION (LETTER B) (6-CM)							
	8	1	8E-6856	1	COVER							
	9	1	8T-4133	1	NUT (M10X1.5-THD)							
	10	1	8T-4896	1	WASHER-HARD (10.2X18.5X2.5-MM THK)							
	11	1	9N-1995	4	RIVET-POP							
D	12	1	6V-5818	5N-8360	CONDUIT-FLEXIBLE (18.62-MM ID, SPLIT) (0.38-M EACH)							
E	13	1	7X-7702		CONDUIT-FLEXIBLE (23.35-MM ID, SPLIT) (83-CM)							
E	14	1	144-0195		HOSE (2.8-CM EACH)							
E	14A	1	144-0195		HOSE (364-CM EACH)							
E	14B	1	144-0195		HOSE (440-CM)							
E	14C	1	144-0195		HOSE (288-CM)							
E	15	1	7X-7877		STRIP-EDGING (13-CM EACH)							
E	15A	1	7X-7877		STRIP-EDGING (19.5-CM)							
E	16	1	7X-7929		TAPE-IDENTIFICATION (LETTER C) (6-CM)							
E	17	1	7X-7930		TAPE-IDENTIFICATION (LETTER D) (6-CM)							
E	18	1	7X-7927		TAPE-IDENTIFICATION (LETTER A) (6-CM)							

D-ORDER BY THE METER  
E-ORDER BY THE CENTIMETER  
M-METRIC PART

# OPERATOR STATION

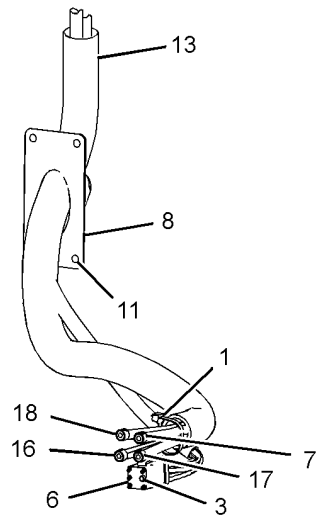
332-3497 WASHER GP-WINDOW (contd.)

i04353969



VIEW OF AREA A

GRAPHIC #1



VIEW OF AREA B

180°

'g02281633

<END>

# OPERATOR STATION

## 6T-8402 WINDOW GP-CAB-SLIDING, RH

S/N: PLR1-UP

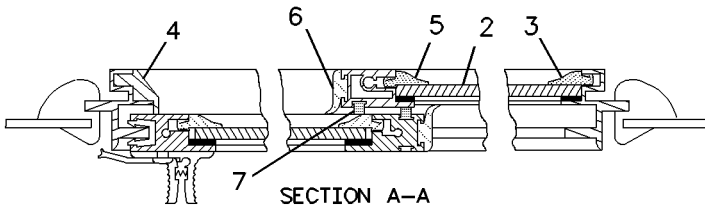
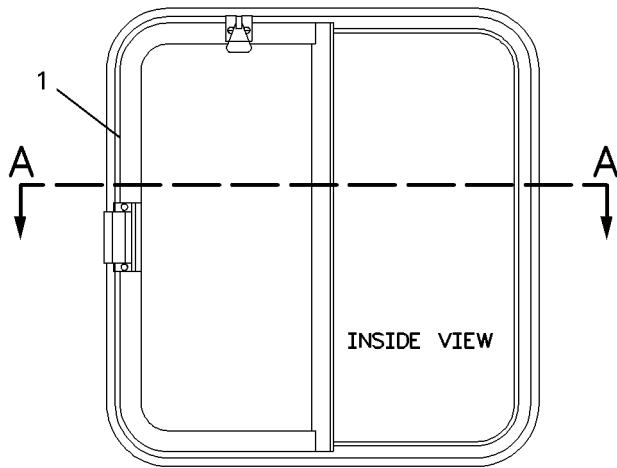
PART OF 8E-5113 WINDOW GP-SLIDING

SMCS - 7310

I04024320

NOTE	REF NO	GRAPHIC REF	PART NUMBER	QTY	PART NAME						SEE PAGE
					1	2	3	4	5	6 (PRODUCT LEVEL)	
Y	1	1	7T-1068	1	WINDOW GP-CAB (RH)						606
	2	1	7T-1330	1	GLASS (TINTED) (CAB, RH)						
D	3	1	5P-5680		SEAL (1.14M)						
DB	4	1	8T-0687		FILLER						
D	5	1	5P-5680		SEAL (.66M)						
D	6	1	6V-5833		SEAL (.64M)						
E	7	1	8Y-6839		SEAL (64CM)						

B-USE AS REQUIRED  
D-ORDER BY THE METER  
E-ORDER BY THE CENTIMETER  
Y-SEPARATE ILLUSTRATION



g00844619

GRAPHIC #1

<END>



# OPERATOR STATION

## 6T-8403 WINDOW GP-CAB-SLIDING, LH

S/N: PLR1-UP

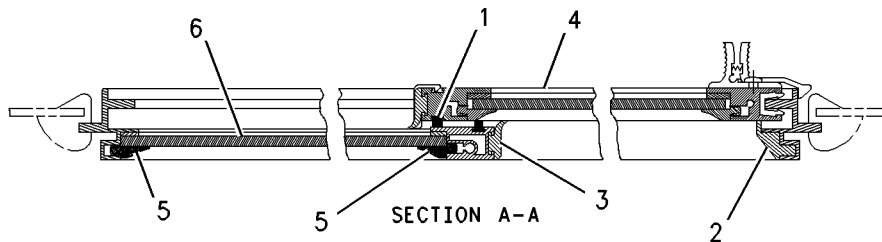
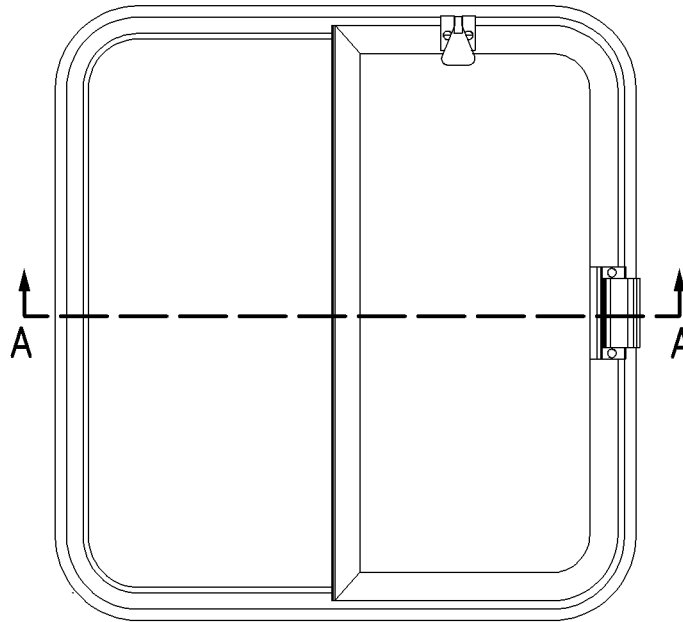
PART OF 8E-5114 WINDOW GP-SLIDING

SMCS - 7310

104024326

NOTE	REF NO	GRAPHIC REF	PART NUMBER	QTY	PART NAME						SEE PAGE
					1	2	3	4	5	6 (PRODUCT LEVEL)	
BD	1	1	5P-5680		SEAL						
BD	2	1	8T-0687		FILLER						
BD	3	1	6V-5833		SEAL						
Y	4	1	7T-1069	1	WINDOW GP-CAB (LH)						607
BE	5	1	8Y-6839		SEAL						
	6	1	7T-1330	1	GLASS (TINTED) (CAB, LH)						

B-USE AS REQUIRED  
D-ORDER BY THE METER  
E-ORDER BY THE CENTIMETER  
Y-SEPARATE ILLUSTRATION



GRAPHIC #1

g00842070

<END>

# OPERATOR STATION

## 7T-1068 WINDOW GP-CAB-RH

S/N: PLR1-UP

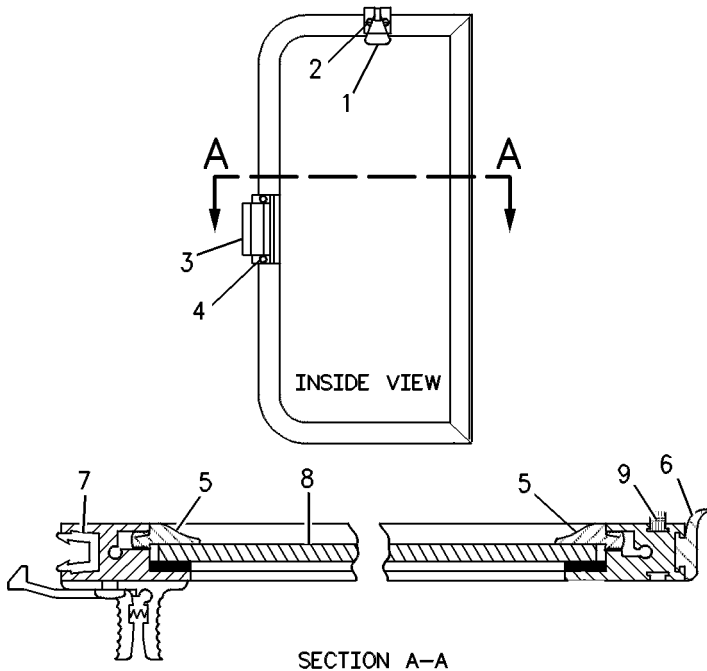
PART OF 6T-8402 WINDOW GP-CAB

SMCS - 7310

I01612444

NOTE	REF NO	GRAPHIC REF	PART NUMBER	QTY	PART NAME						SEE PAGE
					1	2	3	4	5	6 (PRODUCT LEVEL)	
	1	1	3T-1121	1	LOCK AS						
	2	1	2H-6622	2	SCREW-SELF-TAPPING (10-16X0.77-IN)						
	3	1	9P-7860	1	LOCK AS						
	4	1	9P-7859	2	SCREW-SELF-TAPPING (10-16X0.5-IN)						
BD	5	1	5P-5680		SEAL						
BD	6	1	6V-5833		SEAL						
BD	7	1	5P-8918		SEAL						
BD	8	1	8Y-6448	1	GLASS						
BE	9	1	8Y-6839		SEAL						

B-USE AS REQUIRED  
D-ORDER BY THE METER  
E-ORDER BY THE CENTIMETER



g00834657

GRAPHIC #1

<END>

# OPERATOR STATION

## 7T-1069 WINDOW GP-CAB-LH

S/N: PLR1-UP

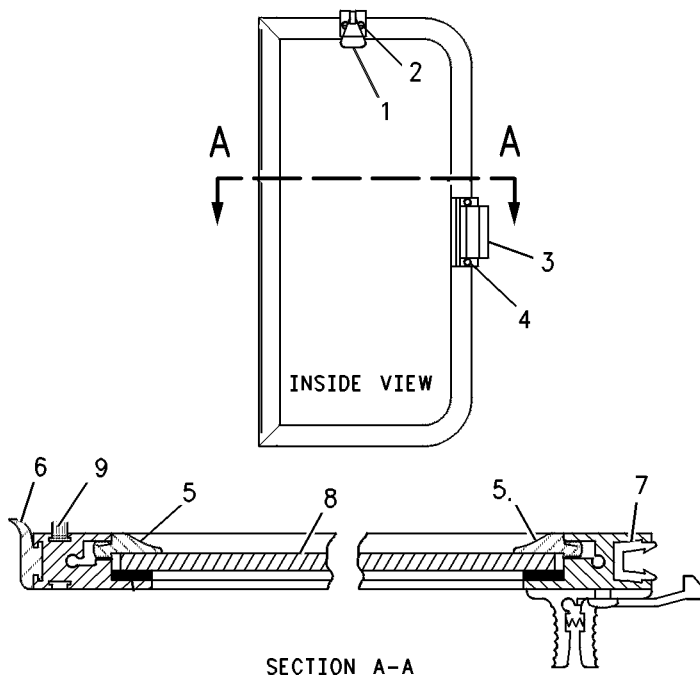
PART OF 6T-8403 WINDOW GP-CAB

SMCS - 7310

I01612493

NOTE	REF NO	GRAPHIC REF	PART NUMBER	QTY	PART NAME						SEE PAGE
					1	2	3	4	5	6 (PRODUCT LEVEL)	
	1	1	3T-1121	1	LOCK AS						
	2	1	2H-6622	2	SCREW-SELF-TAPPING (10-16X0.77-IN)						
	3	1	9P-7860	1	LOCK AS						
	4	1	9P-7859	2	SCREW-SELF-TAPPING (10-16X0.5-IN)						
BD	5	1	5P-5680		SEAL						
BD	6	1	6V-5833		SEAL						
BD	7	1	5P-8918		SEAL						
	8	1	8Y-6448	1	GLASS						
BE	9	1	8Y-6839		SEAL						

B-USE AS REQUIRED  
D-ORDER BY THE METER  
E-ORDER BY THE CENTIMETER



GRAPHIC #1

<END>

g00834641

# OPERATOR STATION

## 8E-3446 WINDOW GP-CAB-SLIDING, RH

S/N: PLR1-UP

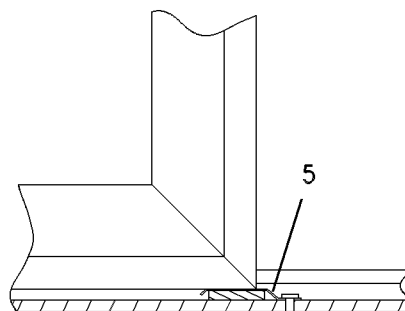
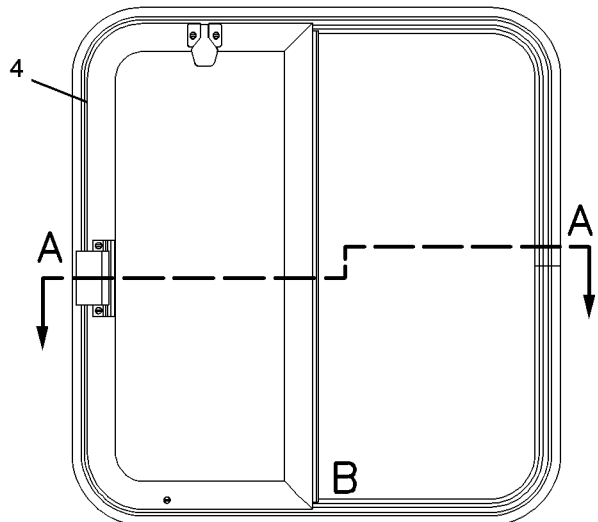
PART OF 8E-5113 WINDOW GP-SLIDING

SMCS - 7310

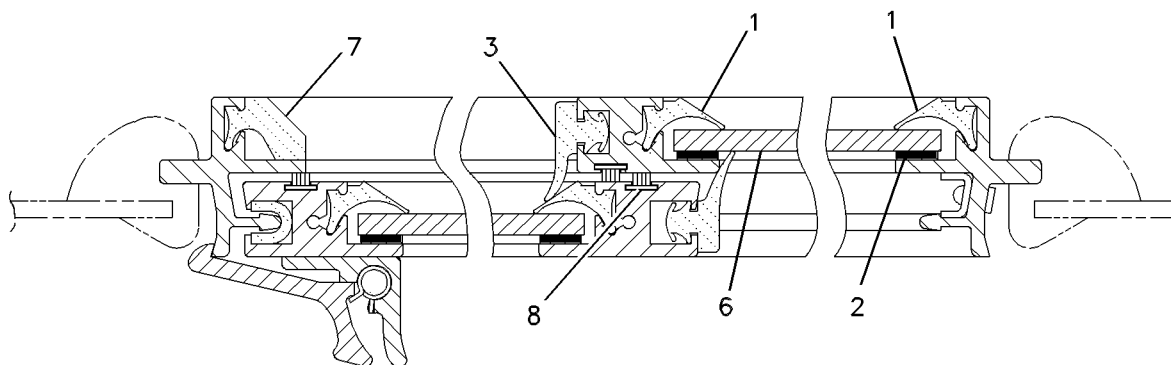
I01989127

NOTE	REF NO	GRAPHIC REF	PART NUMBER	QTY	PART NAME						SEE PAGE
					1	2	3	4	5	6 (PRODUCT LEVEL)	
BE	1	1	8Y-6423		SEAL						
BE	2	1	8Y-6459		TAPE-BUTYL						
	3	1	8Y-6430	1	SEAL-WINDOW						
Y	4	1	8Y-6433	1	WINDOW GP-CAB (RH)						612
	5	1	8Y-6462	1	KIT-LEAF SPRING (CAB WINDOW) (INCLUDES SPRING AS & RIVET)						
	6	1	8Y-6432	1	GLASS-CAB (FIXED) (TINTED)						
BE	7	1	8Y-6424		SEAL						
BE	8	1	8Y-6910		WEATHERSTRIP						

B-USE AS REQUIRED  
E-ORDER BY THE CENTIMETER  
Y-SEPARATE ILLUSTRATION



SECTION VIEW  
OF AREA B



SECTION A-A

g00544799

GRAPHIC #1

<END>

# OPERATOR STATION

## 8E-3447 WINDOW GP-CAB-SLIDING, LH

S/N: PLR1-UP

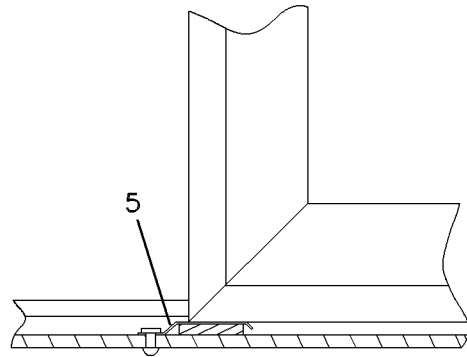
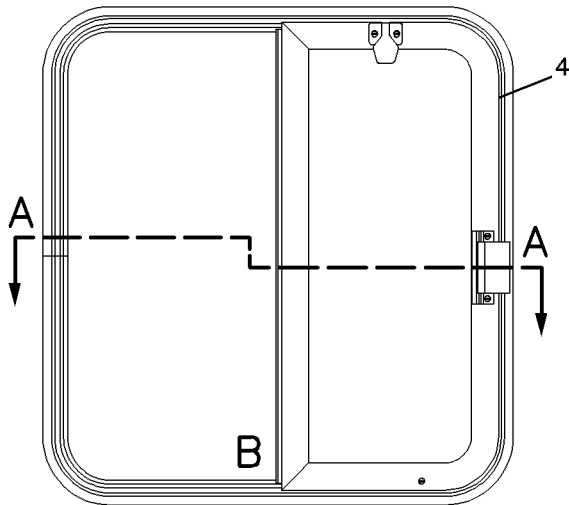
PART OF 8E-5114 WINDOW GP-SLIDING

SMCS - 7310

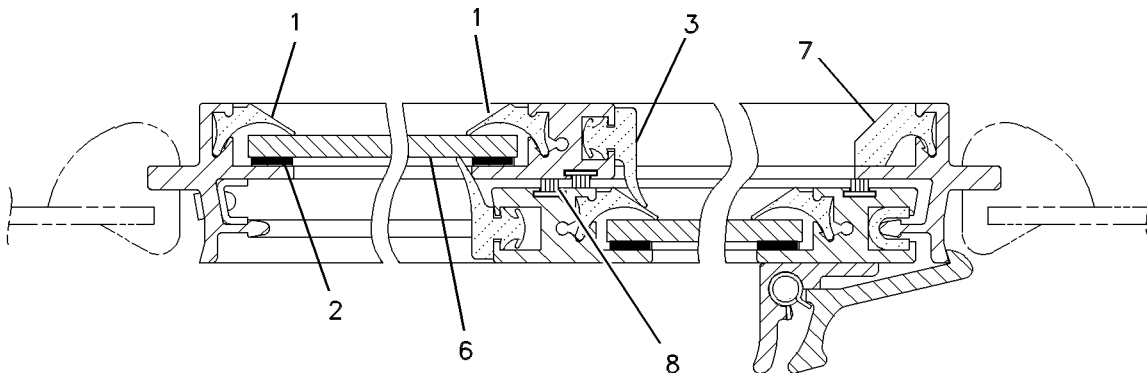
101989128

NOTE	REF NO	GRAPHIC REF	PART NUMBER	QTY	PART NAME						SEE PAGE
					1	2	3	4	5	6	
BE	1	1	8Y-6423		SEAL						
BE	2	1	8Y-6459		TAPE-BUTYL						
	3	1	8Y-6430	1	SEAL-WINDOW						
Y	4	1	8Y-6420	1	WINDOW GP-CAB (LH)						610
	5	1	8Y-6462	1	KIT-LEAF SPRING (CAB WINDOW) (INCLUDES SPRING AS & RIVET)						
	6	1	8Y-6419	1	GLASS-CAB (FIXED) (TINTED)						
BE	7	1	8Y-6424		SEAL						
BE	8	1	8Y-6910		WEATHERSTRIP						

B-USE AS REQUIRED  
E-ORDER BY THE CENTIMETER  
Y-SEPARATE ILLUSTRATION



SECTION VIEW  
OF AREA B



SECTION A-A

GRAPHIC #1

g00544804

<END>

# OPERATOR STATION

## 8Y-6420 WINDOW GP-CAB-LH

S/N: PLR1-UP

PART OF 8E-3447 WINDOW GP-CAB

SMCS - 7310

I03336951

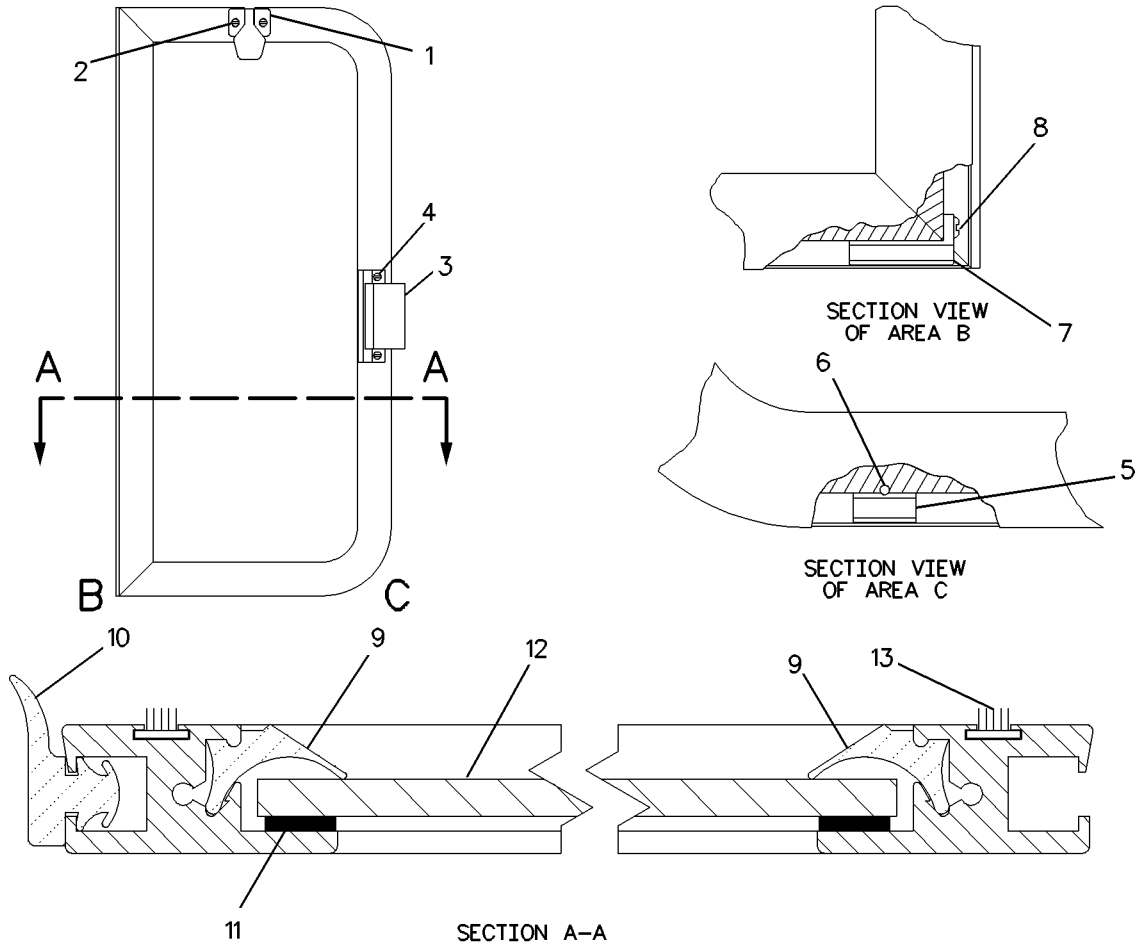
NOTE	REF NO	GRAPHIC REF	PART NUMBER	QTY	PART NAME						SEE PAGE
					1	2	3	4	5	6 (PRODUCT LEVEL)	
	1	1	8Y-6454	1	KIT-CATCH (CAB WINDOW) (INCLUDES CATCH AS & 2 SCREWS)						
	2	1	084-4111	2	SCREW-PAN HEAD (M5X0.8X16-MM)						
	3	1	8Y-6455	1	KIT-CATCH (CAB WINDOW) (INCLUDES CATCH AS & 2 SCREWS)						
	4	1	8T-4777	2	SCREW-MACHINE (M5X0.8X12-MM)						
	5	1	8Y-6460	1	KIT-RUNNER GUIDE (CAB WINDOW) (INCLUDES GUIDE & SCREW)						
	6	1	3S-9557	2	SCREW-PAN HEAD (4-40X0.5-IN)						
	7	1	8Y-6461	1	KIT-RUNNER GUIDE (CAB WINDOW) (INCLUDES GUIDE & SCREW)						
	8	1	6V-2312	2	SCREW-MACHINE (M6X1X25-MM)						
BE	9	1	8Y-6423		SEAL						
	10	1	8Y-6430	1	SEAL-WINDOW						
BE	11	1	8Y-6459		TAPE-BUTYL						
	12	1	8Y-6422	1	GLASS-CAB (SLIDING, TINTED)						
BE	13	1	8Y-6910		WEATHERSTRIP						

B-USE AS REQUIRED  
E-ORDER BY THE CENTIMETER  
M-METRIC PART

# OPERATOR STATION

8Y-6420 WINDOW GP-CAB-LH (contd.)

i03336951



GRAPHIC #1

<END>

g00864814

# OPERATOR STATION

## 8Y-6433 WINDOW GP-CAB-RH

S/N: PLR1-UP

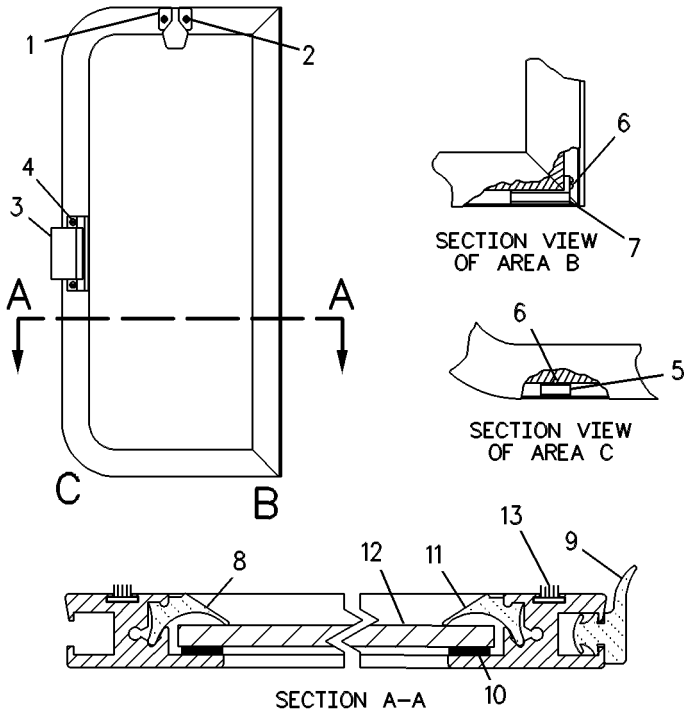
PART OF 8E-3446 WINDOW GP-CAB

SMCS - 7310

I03336961

NOTE	REF NO	GRAPHIC REF	PART NUMBER	QTY	PART NAME						SEE PAGE
					1	2	3	4	5	6 (PRODUCT LEVEL)	
	1	1	8Y-6454	1	KIT-CATCH (CAB WINDOW) (INCLUDES CATCH AS & 2 SCREWS)						
	2	1	084-4111	2	SCREW-PAN HEAD (M5X0.8X16-MM)						
	3	1	8Y-6455	1	KIT-CATCH (CAB WINDOW) (INCLUDES CATCH AS & 2 SCREWS)						
	4	1	8T-4777	2	SCREW-MACHINE (M5X0.8X12-MM)						
	5	1	8Y-6460	1	KIT-RUNNER GUIDE (CAB WINDOW) (INCLUDES GUIDE & SCREW)						
	6	1	6V-2312	2	SCREW-MACHINE (M6X1X25-MM)						
	7	1	8Y-6461	1	KIT-RUNNER GUIDE (CAB WINDOW) (INCLUDES GUIDE & SCREW)						
BE	8	1	8Y-6423		SEAL						
	9	1	8Y-6430	1	SEAL-WINDOW						
BE	10	1	8Y-6459		TAPE-BUTYL						
BE	11	1	8Y-6423		SEAL						
	12	1	8Y-6431	1	GLASS-CAB (SLIDING, TINTED)						
BE	13	1	8Y-6910		WEATHERSTRIP						

B-USE AS REQUIRED  
E-ORDER BY THE CENTIMETER  
M-METRIC PART



g00326281

GRAPHIC #1

<END>



# OPERATOR STATION

## 8E-5113 WINDOW GP-SLIDING-RH

S/N: PLR1-UP

PART OF 158-7696 CAB GP

SMCS - 7310

i02394044

NOTE	PART NUMBER	QTY	PART NAME						SEE PAGE
			1	2	3	4	5	6 (PRODUCT LEVEL)	
Y	6T-8402	1	WINDOW GP-CAB (RH)						604
			- OR -						
Y	8E-3446	1	WINDOW GP-CAB (RH)						608
Y-SEPARATE ILLUSTRATION									

<END>

# OPERATOR STATION

## 8E-5114 WINDOW GP-SLIDING-LH

S/N: PLR1-UP

PART OF 158-7696 CAB GP

SMCS - 7310

i02394045

NOTE	PART NUMBER	QTY	PART NAME						SEE PAGE
			1	2	3	4	5	6 (PRODUCT LEVEL)	
Y	6T-8403	1	WINDOW GP-CAB (LH)						605
			- OR -						
Y	8E-3447	1	WINDOW GP-CAB (LH)						609
Y-SEPARATE ILLUSTRATION									

<END>

# OPERATOR STATION

## 354-6924 WIPER GP-WINDOW

S/N: PLR1-UP

1-PIECE REAR GLASS

PART OF 325-3726 CAB AR

SMCS - 7305

104345627

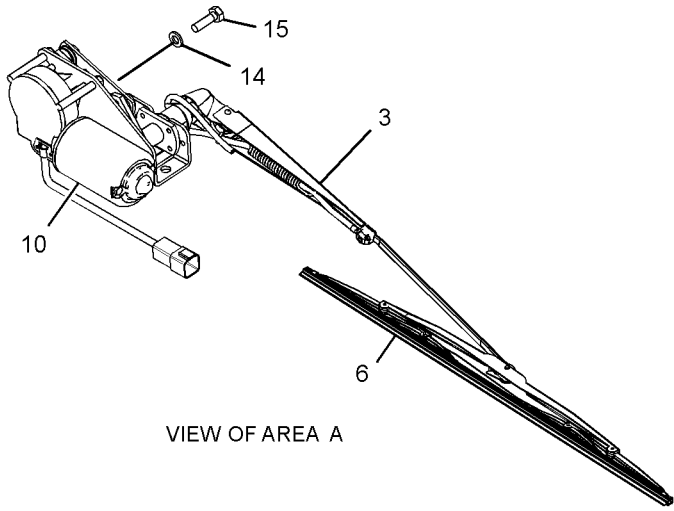
NOTE	REF NO	GRAPHIC REF	PART NUMBER	QTY	PART NAME						SEE PAGE
					1	2	3	4	5	6 (PRODUCT LEVEL)	
	1	1	6V-5849	2	BLADE AS-WIPER (350-MM) (DOOR, RH, LH) (EACH INCLUDES)						
		1	8C-5060	1	KIT-WIPER BLADE (INCLUDES 2-BLADES)						
	2	1	6V-5851	1	BLADE AS-WIPER (400-MM) (FRONT)						
	3	1	8Y-8309	1	ARM AS-WIPER (REAR)						
E		1	194-5171		HOSE (55-CM)						
		1	305-9190	1	NOZZLE AS-WASHER						
Y	4	1	101-0742	1	WIPER PIVOT GP (FRONT WINDOW)						617
	5	1	145-8741	1	ARM AS-WINDOW WIPER (FRONT)						
		1	136-3188	1	CLIP						
		1	136-3191	1	NOZZLE AS-WASHER						
E		1	194-5171		HOSE (53-CM)						
	6	1	146-6433	1	BLADE AS-WIPER (500-MM) (REAR)						
Y	7	1	147-7976	1	MOTOR GP-WINDOW WIPER (FRONT)						568
	8	1	151-0254	1	ARM AS-WINDOW WIPER (DOOR, RH)						
		1	305-9192	1	NOZZLE AS-WASHER						
	9	1	151-0255	1	ARM AS-WINDOW WIPER (DOOR, LH)						
		1	305-9192	1	NOZZLE AS-WASHER						
CY	10	1	151-4453	1	MOTOR GP-WINDOW WIPER (REAR)						569
	11	1	224-6829	2	SPACER (17X24.5X17-MM THK)						
Y	12	1	330-5013	1	MOTOR GP-WINDOW WIPER (DOOR, LH)						570
Y	13	1	330-5014	1	MOTOR GP-WINDOW WIPER (DOOR, RH)						571
	14	1	6N-7523	2	WASHER (6.48X11.9X1.57-MM THK)						
	15	1	8T-4138	2	BOLT (M6X1X20-MM)						

C-CHANGE FROM PREVIOUS TYPE  
 E-ORDER BY THE CENTIMETER  
 M-METRIC PART  
 Y-SEPARATE ILLUSTRATION

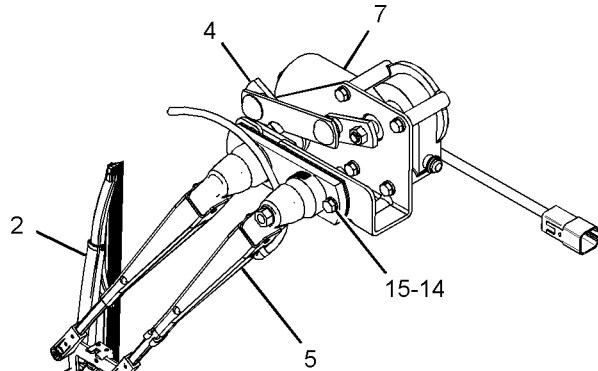
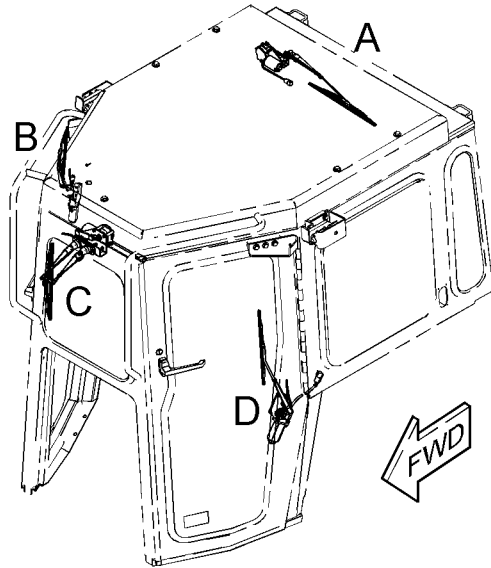
# OPERATOR STATION

354-6924 WIPER GP-WINDOW (contd.)

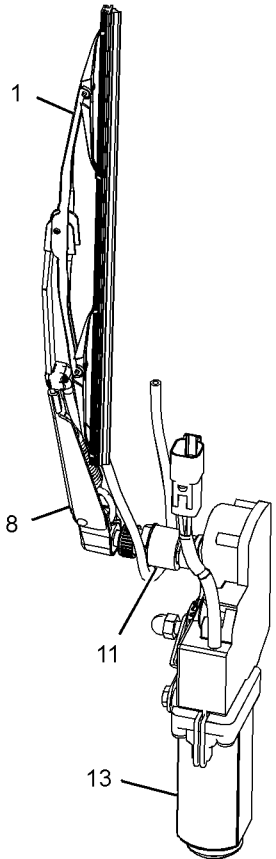
i04345627



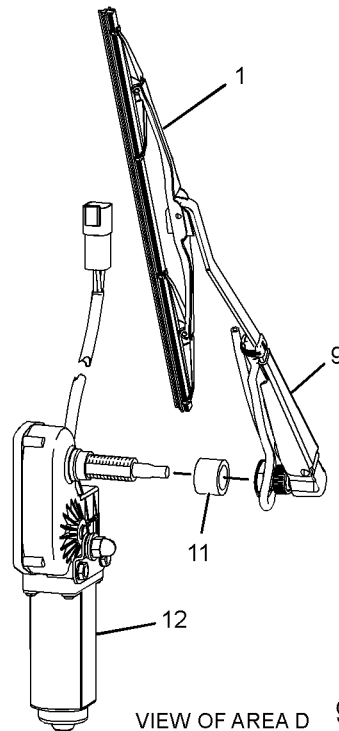
VIEW OF AREA A



VIEW OF AREA C



VIEW OF AREA B



VIEW OF AREA D (EXPLODED) 90°  
g02503656

GRAPHIC #1

<END>

# OPERATOR STATION

## 101-0742 WIPER PIVOT GP

S/N: PLR1-UP

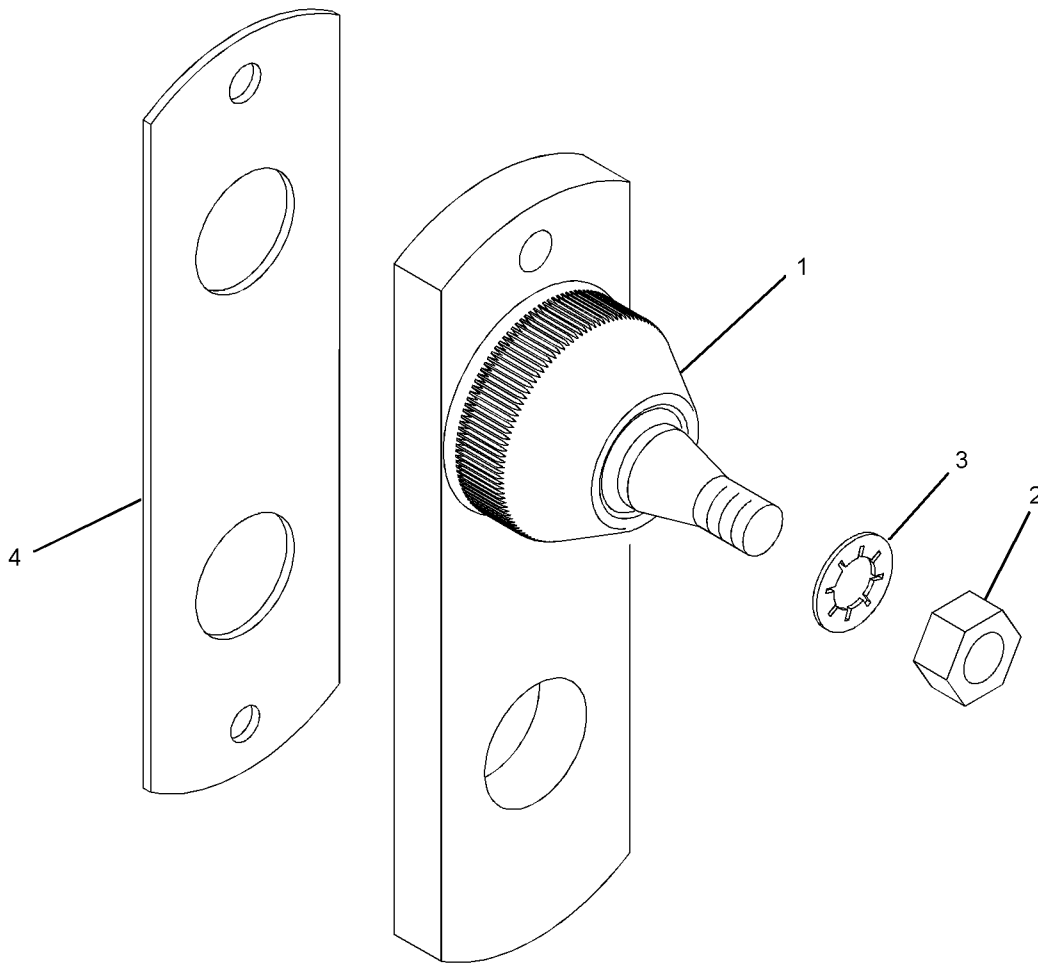
PART OF 354-6924 WIPER GP-WINDOW

SMCS - 7305

102247453

NOTE	REF NO	GRAPHIC REF	PART NUMBER	QTY	PART NAME						SEE PAGE
					1	2	3	4	5	6 (PRODUCT LEVEL)	
	1	1	206-5823	1	CAP						
	2	1	5C-7261	1	NUT (M8X1.25-THD)						
	3	1	3F-9556	1	LOCKWASHER						
	4	1	6V-6210	1	GASKET-SHAFT						

M-METRIC PART



GRAPHIC #1

g01132624

# SERVICE EQUIPMENT AND SUPPLIES

## 324-3070 PLATE & FILM GP

S/N: PLR1-UP

PART OF 378-7987 GENERAL AR

SMCS - 7557

SMCS - 7563

i04009383

NOTE	PART NUMBER	QTY	PART NAME						SEE PAGE	
			1	2	3	4	5	6 (PRODUCT LEVEL)		
	214-8976	1	PLATE-IDENTIFICATION (FUEL DRAIN VALVE) (ON FUEL TANK DRAIN VALVE)							
	131-0359	1	PLATE-IDENTIFICATION (ENGINE STOP, RUN) (NEXT TO EMERGENCY SHUTOFF SWITCH)							
	174-4590	1	PLATE-INFORMATION (SERVICE INFORMATION NUMBERS) (ON STEEL AREA OF LH DASH UPRIGHT)							
	110-6393	1	PLATE-INSTRUCTION (AIR CONDITIONER) (ON LH SIDE OF DASH 250-MM ABOVE FLOOR & 10-MM IN FRONT OF DASH REAR EDGE)							
A	4W-1413	1	PLATE-SERIAL NUMBER (ENGINE) (ON UPPER LH SIDE OF CYLINDER BLOCK)							
	246-2641	5P-8501	2	PADLOCK GP (ON RH SIDE CONSOLE NEXT TO OUTLETS, ONE ON FUEL TANK DRAIN & ONE ON MAIN ELECTRICAL DISCONNECT)						
	9F-6656	1	RING-RETAINING (ON FUEL TANK DRAIN VALVE)							
	8T-9530	4	TACK-FASTENER (USE FASTENERS WHEN MOUNTING PLATES)							
	332-6001	1	FILM-IDENTIFICATION (COOLANT LEVEL) (ON BOTTOM SIDE OF COOLANT FILL COVER)							
	363-4315	1	FILM-IDENTIFICATION (IGNITION SWITCH) (CENTERED AROUND IGNITION SWITCH)							
	127-8830	2	FILM-IDENTIFICATION (EQUALIZER BAR LUBRICATION) (ON RH & LH CASE & FRAME SIDE PLATES ABOVE EQUALIZER BAR)							
	7X-7644	3	FILM-INFORMATION (TIE-DOWN) (1-ON FRONT TOWING EYE)  (2-ON RH & LH SIDE OF TRACK ROLLER FRAME CENTERED BETWEEN FRONT & REAR IDLERS)							
	134-7258	1	FILM-INFORMATION (EXTENDED LIFE COOLANT) (ON BOTTOM SIDE OF RADIATOR FILL COVER)							
	146-6747	1	FILM-INFORMATION (24-VOLT) (ON BOTTOM OF BATTERY BOX COVER)							
	332-5987	1	FILM-INFORMATION (BELT ROUTING) (ON ALTERNATOR COVER)							
	349-8603	1	FILM-INSTRUCTION (FUEL, READ OMM) (ON FUEL TANK NEXT TO FILLER NECK)							
	7X-3229	4	FILM-INSTRUCTION (LIFT EYE, TIE-DOWN LOCATION) WITHOUT RIPPER  (2-ON RH & LH SIDE OF TRACK ROLLER FRAME BETWEEN FRONT ROLLER & IDLER & BETWEEN REAR ROLLER & IDLER ) WITH RIPPER  (2-ON RH & LH SIDE OF TRACK ROLLER FRAME BETWEEN FRONT ROLLER & IDLER & ON SIDES OF LOWER RIPPER FRAME BY REAR PIN )							
	299-8067	1	FILM-CERTIFICATION (OPS, READ OMM) (ON LH ROPS POST)							
	299-8151	1	FILM-CERTIFICATION (OPS, READ OMM) (ON CAB)							
	353-8747	1	FILM-IDENTIFICATION (FUSE PANEL) (ON INSIDE OF FUSE PANEL DOOR)							
	158-7864	1	FILM-IDENTIFICATION (HYDRAULIC OIL) (ADJACENT TO HYDRAULIC TANK FILLER SPOUT)							
	224-9029	1	FILM-INFORMATION (DRY AIR CLEANER) (ON CENTER OF EXTERIOR AIR CLEANER COVER)							
	293-4983	1	FILM-INSTRUCTION (BULLDOZER LIFT, TILT)							

# SERVICE EQUIPMENT AND SUPPLIES

			(ON UPPER EDGE OF RH SIDE CONSOLE OUTBOARD OF HANDLE & BEHIND CUP HOLDER)
322-5573	1	FILM-INSTRUCTION (READ OMM, STEERING)	(ON NON-METALLICS BEHIND DIFFERENTIAL STEERING CONTROL)
190-5386	2	FILM-STRIPE (ROUND RED REFLECTIVE)	(ON REAR RH & LH SIDES OF MACHINE)
219-0305	2	FILM-WARNING (NO WELD, NO DRILL, READ OMM)	(1-ON CAB FOPS BESIDE FOPS CERTIFICATION PLATE) (1-ON LH ROPS POST)
224-7830	1	FILM-WARNING (HIGH PRESSURE, READ OMM, U.S.)	(ON INSIDE FACE OF HYDRAULIC ENCLOSURE NEAR ACCUMULATOR)
225-0313	1	FILM-WARNING (JUMP START, READ OMM, U.S.)	(ON BOTTOM OF BATTERY BOX COVER)
225-4256	1	FILM-WARNING (HOT FLUID UNDER PRESSURE, U.S.)	(ON BOTTOM SIDE OF RADIATOR FILL COVER)
247-6875	1	FILM-WARNING (READ OMM)	(ON UPPER LEDGE OF LH CONSOLE OF OPERATOR'S STATION)
247-6877	1	FILM-WARNING (SEAT BELT)	(ON RH CONSOLE ON HORIZONTAL SURFACE TO RIGHT OF BULLDOZER CONTROL)
263-9112	1	FILM-WARNING (ROTATING SHAFT)	(ON TOP OF POWERTRAIN PUMP DRIVESHAFT COVER)
232-2960	1	FILM-WARNING (SHOCK HAZARD)	(ON INSIDE OF FUSE PANEL DOOR)

A-NOT PART OF THIS GROUP

<END>

# SERVICE EQUIPMENT AND SUPPLIES

## 357-1233 PLATE & FILM GP

S/N: MME1-UP

PART OF 364-0082 ENGINE AR-CORE

SMCS - 7557

SMCS - 7563

I04104151

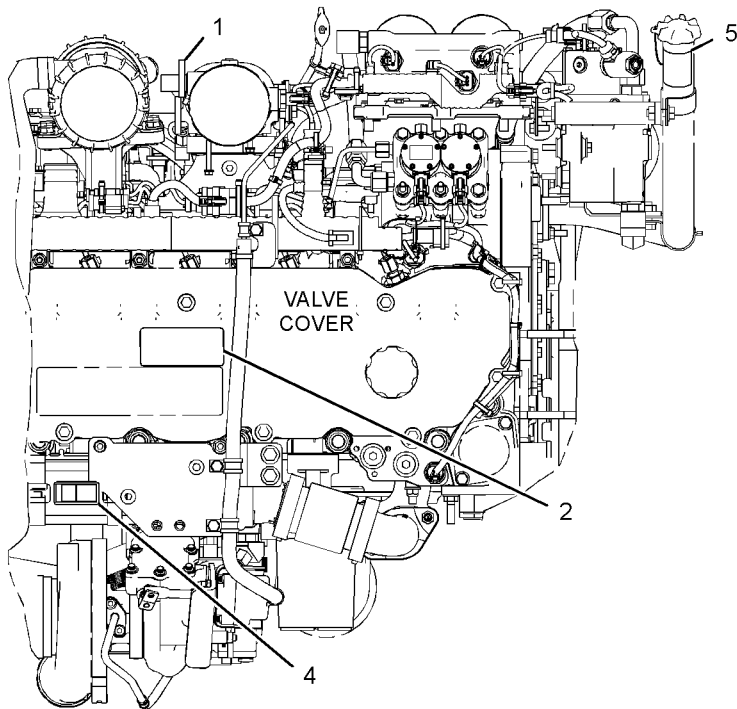
NOTE	REF NO	GRAPHIC REF	PART NUMBER	QTY	PART NAME						SEE PAGE
					1	2	3	4	5	6 (PRODUCT LEVEL)	
	1	1	8L-8413	1	STRAP-CABLE						
	2	1	115-5852	1	PLATE & FILM GP (ENGINE INFORMATION)						
	3	1	293-6468	3	FILM-WARNING (HIGH PRESSURE, READ OMM)						
	4	1	295-8454	2	FILM-WARNING (ACID BURN HAZARD, READ OMM)						
	5	1	350-0684	1	FILM-INFORMATION (ENGINE OIL, READ OMM)						
	6	1	293-9659	2	FILM-WARNING (UNIVERSAL, READ OMM)						



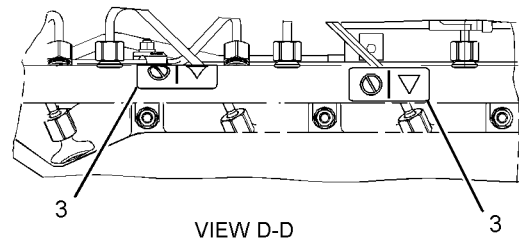
# SERVICE EQUIPMENT AND SUPPLIES

357-1233 PLATE & FILM GP (contd.)

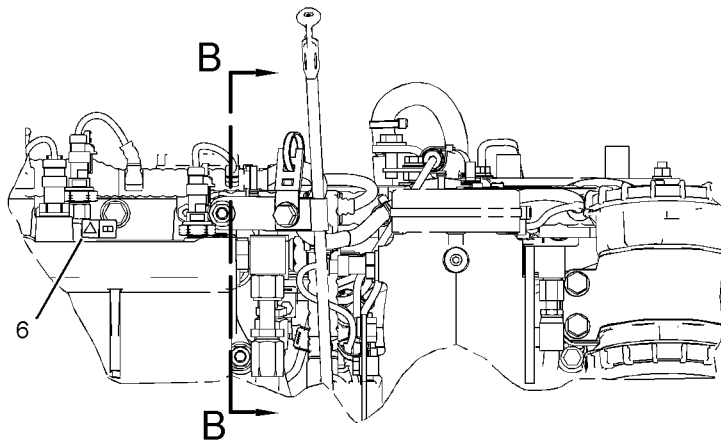
i04104151



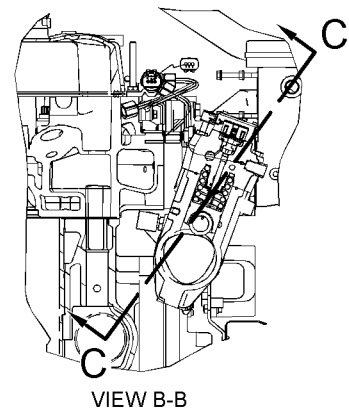
TOP VIEW OF ENGINE



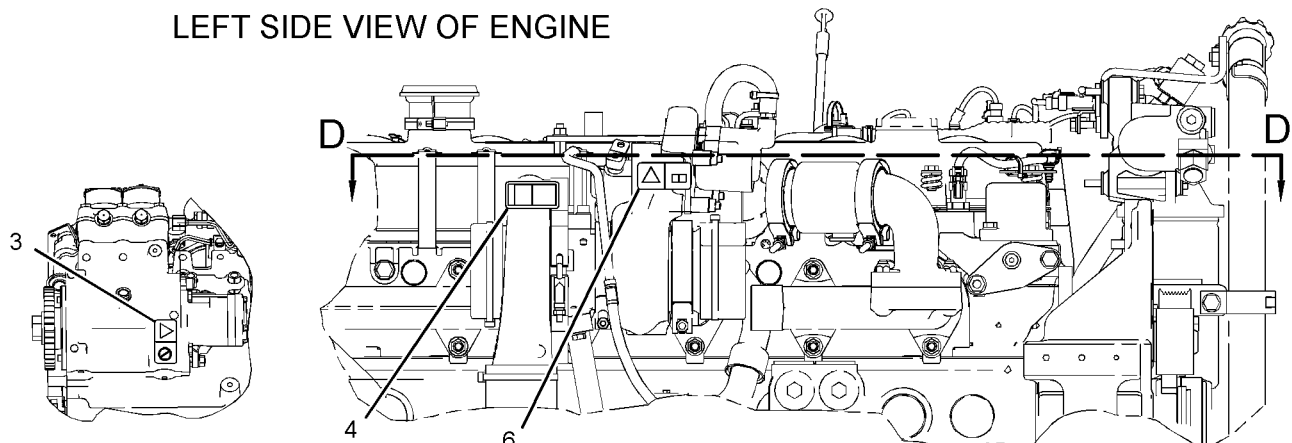
VIEW D-D



LEFT SIDE VIEW OF ENGINE



VIEW B-B



VIEW C-C

RIGHT SIDE VIEW OF ENGINE

g02316137

GRAPHIC #1

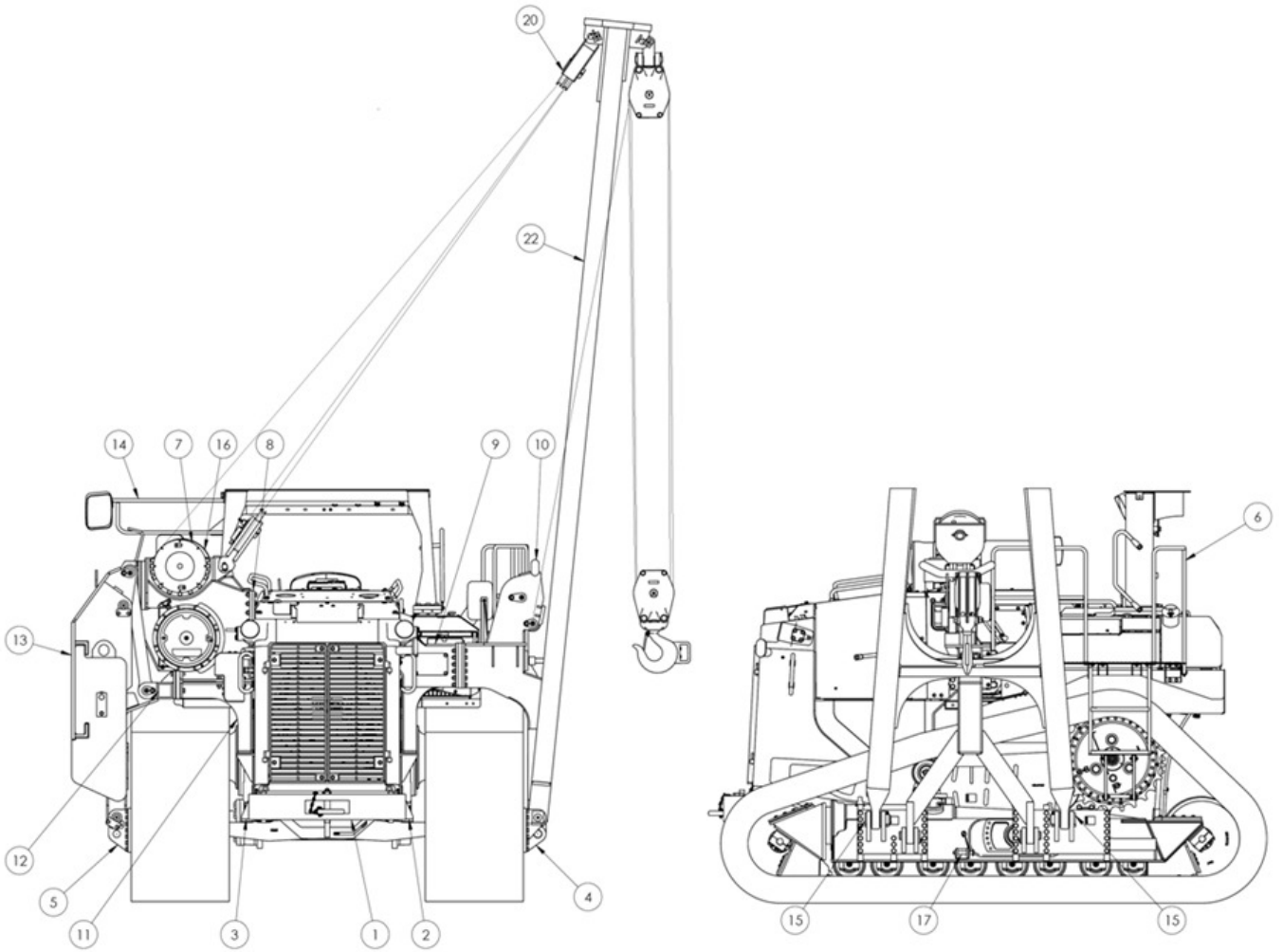
# AR - 72H PIPELAYER-D6T (T4i)

## 046-05-002 AR - 72H PIPELAYER-D6T (T4i)

NOTE	REF NO	GRAPHIC REF	PART NUMBER	QTY	PART NAME						SEE PAGE
					1	2	3	4	5	6 (PRODUCT LEVEL)	
	1		046-71-001	1	TRACTOR MODIFICATION D6T (T4i)						624
	2		035-67-001	1	GP - LH LOCKOUT & FRAME SUPPORT - D6R III & D6T						635
	3		035-67-002	1	GP - RH LOCKOUT & FRAME SUPPORT - D6R III & D6T						636
	4		046-17-002	1	AS - TRACKFRAME BRACKET - LEFT - D6T (T4i)						
	5		046-17-001	1	AS - TRACKFRAME BRACKET - RIGHT - D6T (T4i)						
	6		046-14-001	1	AS - PLATFORM - D6T (T4i)						644
	7		046-60-020	1	GP - HYDRAULICS - D6T (T4i) & 72H						648
	8		046-12-001	1	GP - CROSSMEMBER - D6T (T4i) & 72H						752
	9		035-12-001	1	GP - CROSSMEMBER SUPPORT - D6R SIII & D6T						753
	10		035-15-000	1	GP - LH FRAME - D6R III & D6T						754
	11		035-10-001	1	GP - RH FRAME SUPPORT - D6R III & D6T						755
	12		035-10-000	1	GP - RH FRAME - D6R III & D6T						756
	13		035-68-001	1	GP - COUNTERWEIGHT VP72						758
	14		046-63-030	1	GP - MIRRORS						764
	15		041-44-001	2	AS - BOOM FOOT PIN						769
	16		046-11-001	1	GP - GUARDING INSTALLATION - D6T (T4i) & 72H						770
	17		032-25-010	1	AS - LOCK PIN						
	18		040-71-025	1	MOUNTING AS - SEAT RISERS						774
	20		035-30-001	1	GP - RIGGING						776
	21		046-09-020	1	GP - DECALS - D6T (T4i) & 72H						790
	22		035-20-006	1	GP - BOOM - 20 FT (6.1M) - 72H						798
	23		046-16-001	1	HEATER OPTIONS - D6T (T4i) & 72H						799

# AR - 72H PIPELAYER-D6T (T4i)

046-05-002 AR - 72H PIPELAYER-D6T (T4i) (contd.)



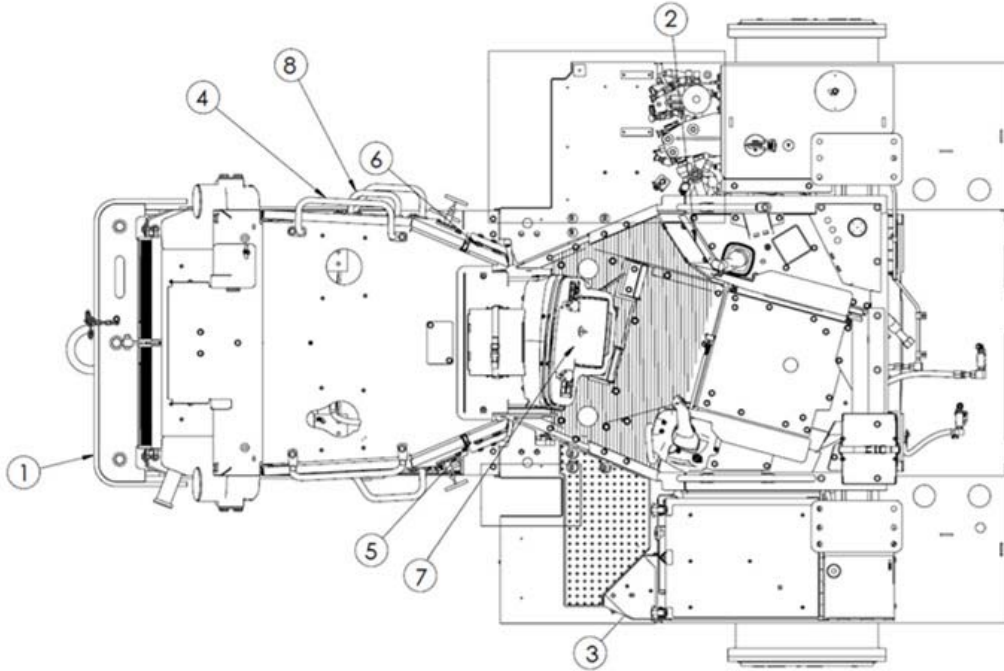
GRAPHIC #1

<END>

# AR - 72H PIPELAYER-D6T (T4i)

## 046-71-001 TRACTOR MODIFICATION – D6T (T4i) & 72H

NOTE	REF NO	GRAPHIC REF	PART NUMBER	QTY	PART NAME						SEE PAGE
					1	2	3	4	5	6	
	1		035-71-005	1	GP – BUMPER						625
	2		035-11-029	1	GUARD MOUNT – SELF GRIPPING VINYL EDGING – 42 IN LNG						
	3		046-71-005	1	TRACTOR MODIFICATION – SERVICE CENTER CASING						
	4		046-71-019	1	AS – HANDLE – HOOD – RH SIDE						628
	5		046-71-033	1	TRAC MOD – GUARD - LH						
	6		046-71-034	1	TRAC MOD – GUARD – RH						
	7		046-71-042	1	TRAC MOD – OPERATOR CONSOLE MODIFICATION						
	8		046-71-043	1	TRAC MOD – RH DOOR MODIFICATION						



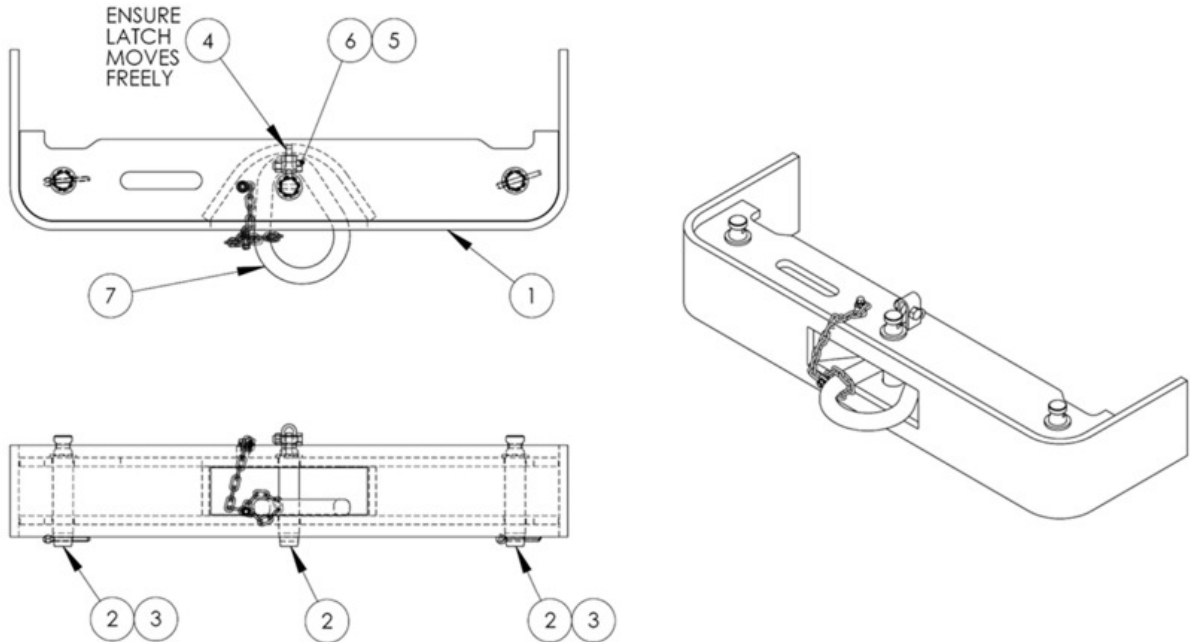
GRAPHIC #1

<END>

# AR - 72H PIPELAYER-D6T (T4i)

## 035-71-005 GP - BUMPER - D6R III & D6T

NOTE	REF NO	GRAPHIC REF	PART NUMBER	QTY	PART NAME						SEE PAGE
					1	2	3	4	5	6 (PRODUCT LEVEL)	
	1		035-71-006	1	AS - BUMPER						
	2		035-71-011	3	PIN AS. - DRAWBAR						
	3		CAT# 3B-5320	2	COTTER PIN - 3/8 X 3						
	4		035-71-015	1	BUMPER LATCH						
	5		CAT# 3K-2889	1	LOCKNUT - 5/8-11 THD						
	6		CAT# 7X-0346	1	BOLT - 5/8-11 X 2 UNC HEX						
	7		041-30-009	1	AS - TRANSPORT CHAIN FOR LOAD BLOCK						626



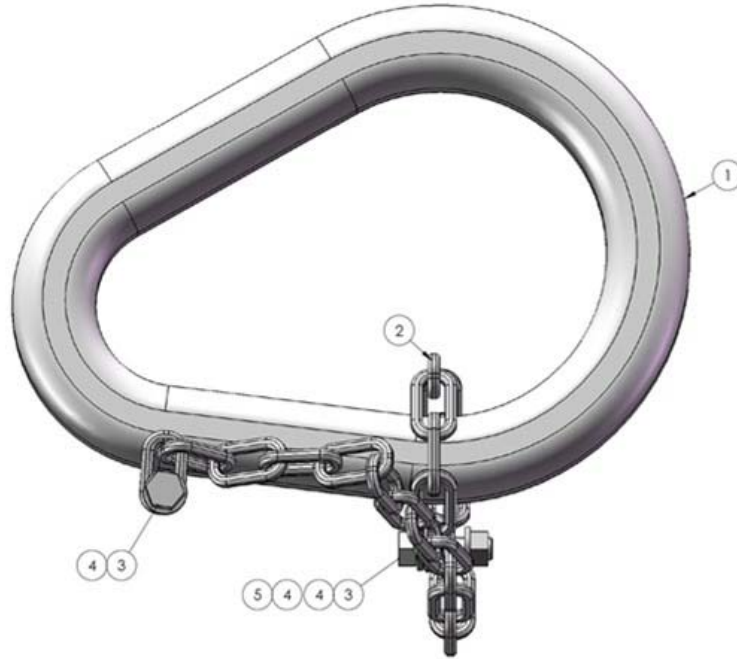
GRAPHIC #1

<END>

# AR - 72H PIPELAYER-D6T (T4i)

## 041-30-009 TRANSPORT CHAIN FOR LOAD BLOCK - GP

NOTE	REF NO	GRAPHIC REF	PART NUMBER	QTY	PART NAME						SEE PAGE
					1	2	3	4	5	6 (PRODUCT LEVEL)	
	1		041-30-010	1	HDWM - PEAR SHAPED SLING LINK						
	2		041-30-011	1	HDWM - CHAIN						
	3		CAT# 9B-7237	2	BOLT - 3/8 -16 UNC X 1.25 LG HEX						
	4		CAT# 8T-4896	3	WASHER - 3/8 IN - FLAT HARD						
	5		CAT# 2K-4973	1	HDW - LOCK NUT 3/8"						



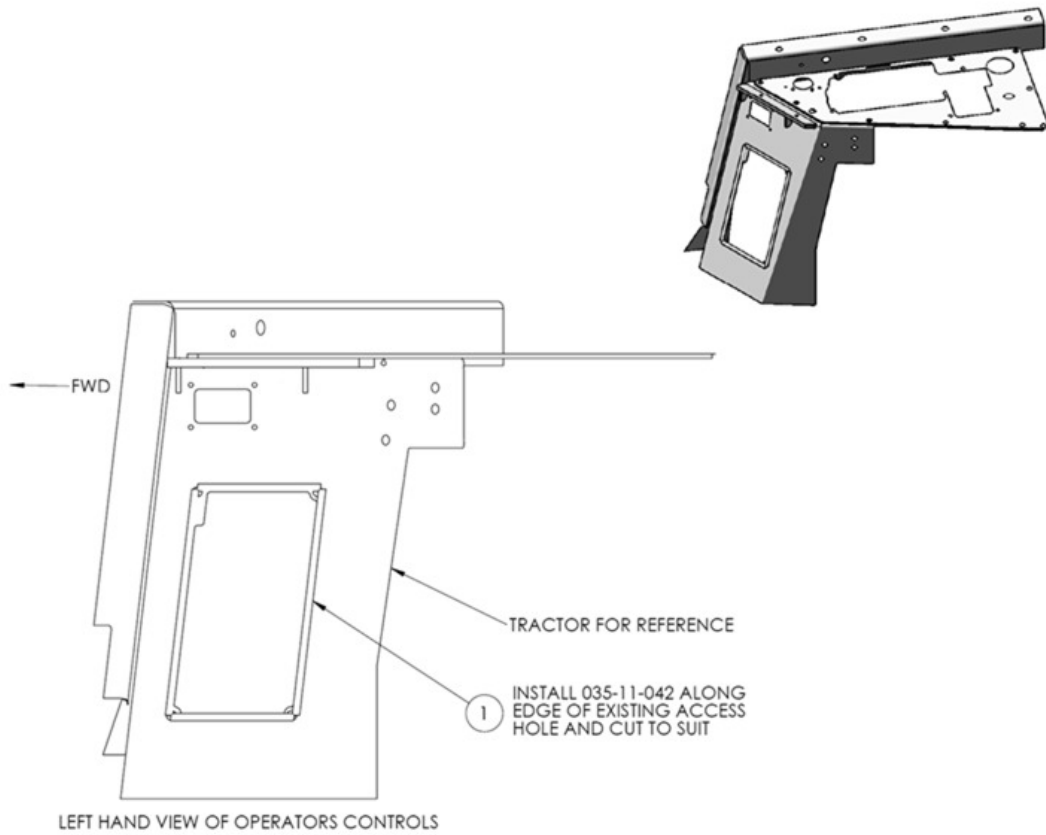
GRAPHIC #1

<END>

# AR - 72H PIPELAYER-D6T (T4i)

## 035-71-029 AS - GUARD MOUNT

NOTE	REF NO	GRAPHIC REF	PART NUMBER	QTY	PART NAME						SEE PAGE
					1	2	3	4	5	6 (PRODUCT LEVEL)	
	1		035-11-042	1	HDWM - SELF GRIPPING VINYL EDGING - 42 IN LNG						



GRAPHIC #1

<END>

# AR - 72H PIPELAYER-D6T (T4i)

## 046-71-019 AS - HANDLE - HOOD - RH SIDE

NOTE	REF NO	GRAPHIC REF	PART NUMBER	QTY	PART NAME						SEE PAGE
					1	2	3	4	5	6 (PRODUCT LEVEL)	
	1		046-71-019	1	AS - HANDLE - HOOD - RH SIDE						628



GRAPHIC #1

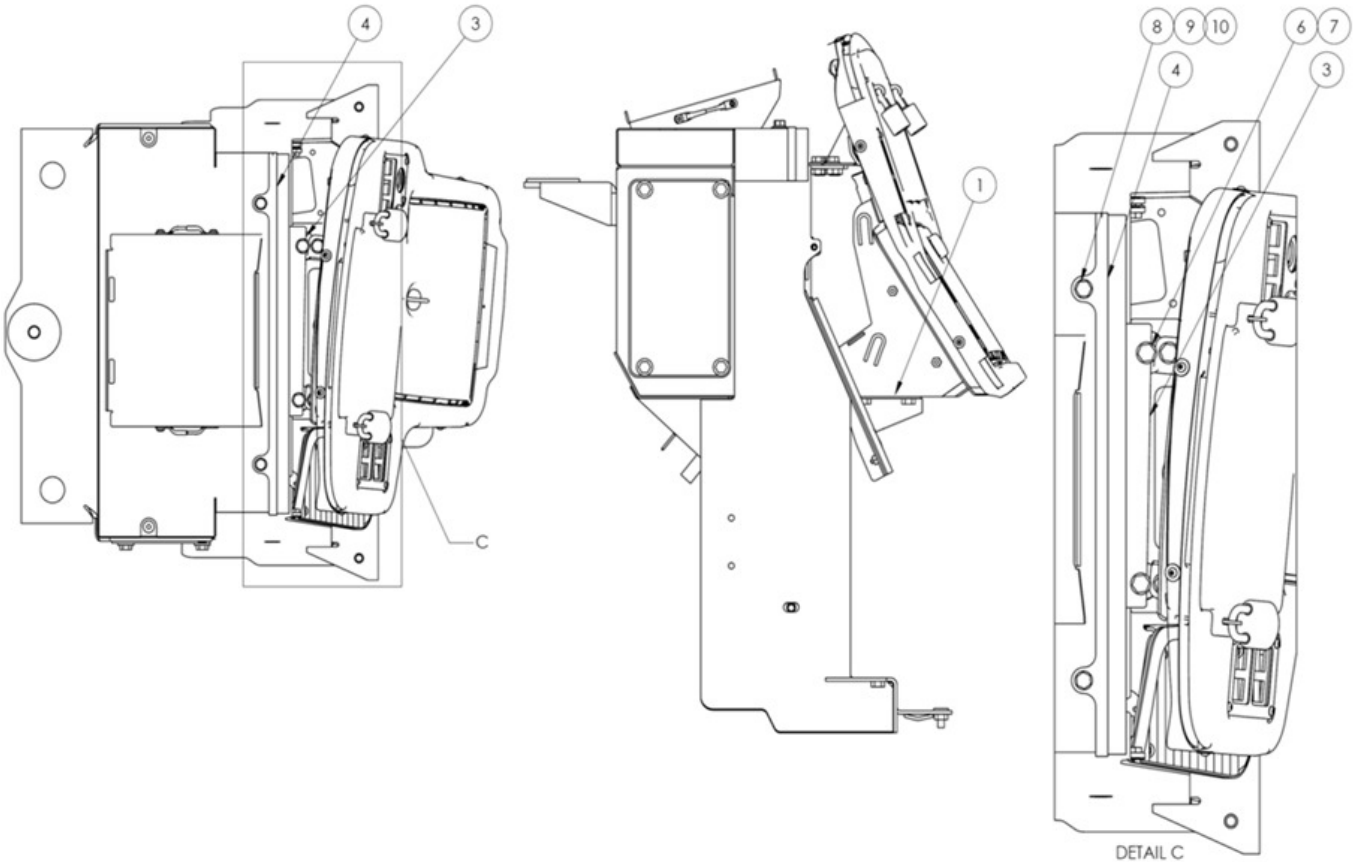
<END>



# AR - 72H PIPELAYER-D6T (T4i)

## 046-71-042 TRACMOD - OPERATOR CONSOLE MODIFICATION

NOTE	REF NO	GRAPHIC REF	PART NUMBER	QTY	PART NAME						SEE PAGE
					1	2	3	4	5	6 (PRODUCT LEVEL)	
	1		046-71-007	1	TRAC MOD - DASH MOUNTING HOLES						
	3		046-71-013	1	AS - DASH SPACER						
	4		046-71-009	1	AS - DASH FILLER						
	6		CAT# 8T-4137	2	HDW - BOLT M10X1.5X20						
	7		CAT# 8T-4121	2	HDW - WASHER M10						
	8		CAT# 5M-3062	2	BOLT - 3/8-16 X 3/4 UNC HEX						
	9		CAT# 8T-4896	4	WASHER - 3/8 IN - FLAT HARD						
	10		CAT# 6V-8801	2	HDW - NUT 3/8"- 16						



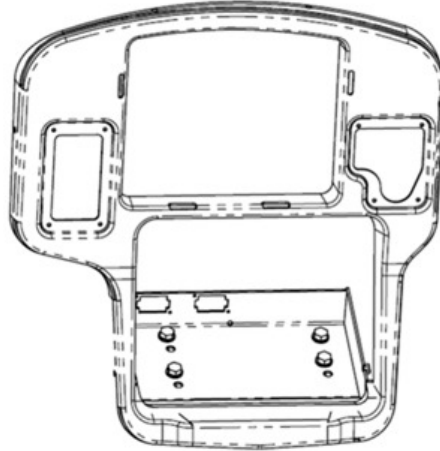
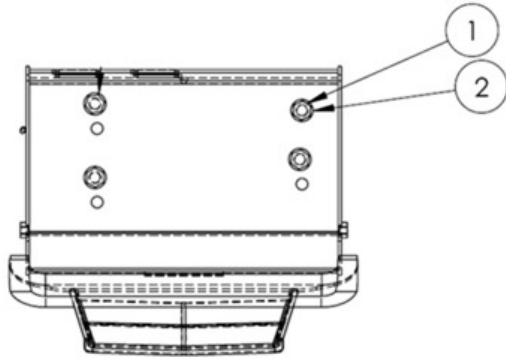
GRAPHIC #1

<END>

# AR - 72H PIPELAYER-D6T (T4i)

## 046-71-007 TRAC MOD - DASH MOUNTING HOLES

NOTE	REF NO	GRAPHIC REF	PART NUMBER	QTY	PART NAME						SEE PAGE
					1	2	3	4	5	6 (PRODUCT LEVEL)	
	1		CAT# 8T-4121	1	HDW - WASHER M10						
	2		046-71-013	1	HDW - NUT M10X1.5						



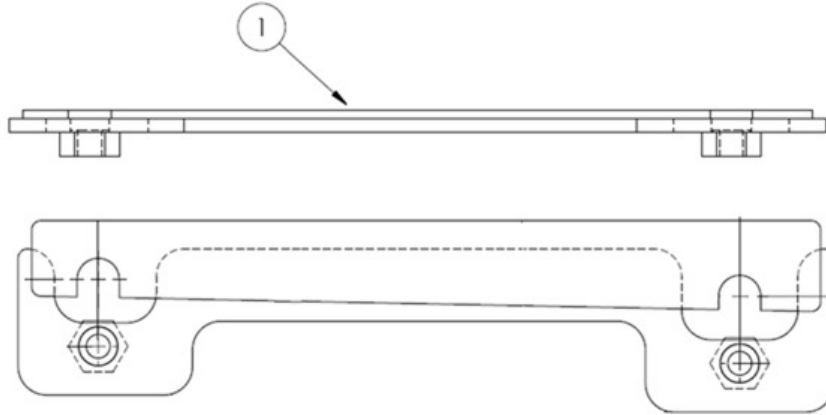
GRAPHIC #1

<END>

# AR - 72H PIPELAYER-D6T (T4i)

## 046-71-013 AS - DASH SPACER

NOTE	REF NO	GRAPHIC REF	PART NUMBER	QTY	PART NAME						SEE PAGE
					1	2	3	4	5	6 (PRODUCT LEVEL)	
	1		046-71-013	1	AS - DASH SPACER						



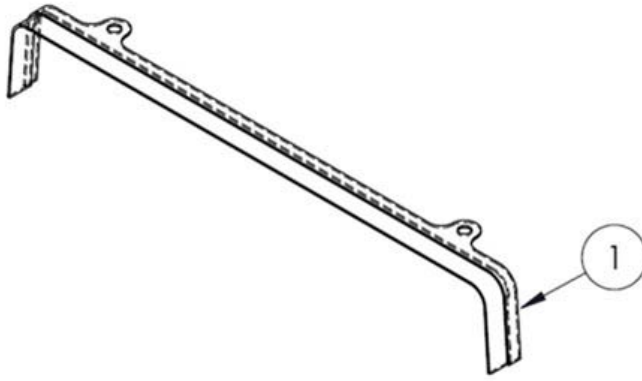
GRAPHIC #1

<END>

# AR - 72H PIPELAYER-D6T (T4i)

## 046-71-009 AS - DASH FILLER

NOTE	REF NO	GRAPHIC REF	PART NUMBER	QTY	PART NAME						SEE PAGE
					1	2	3	4	5	6 (PRODUCT LEVEL)	
	1		046-71-009	1	AS - DASH FILLER						



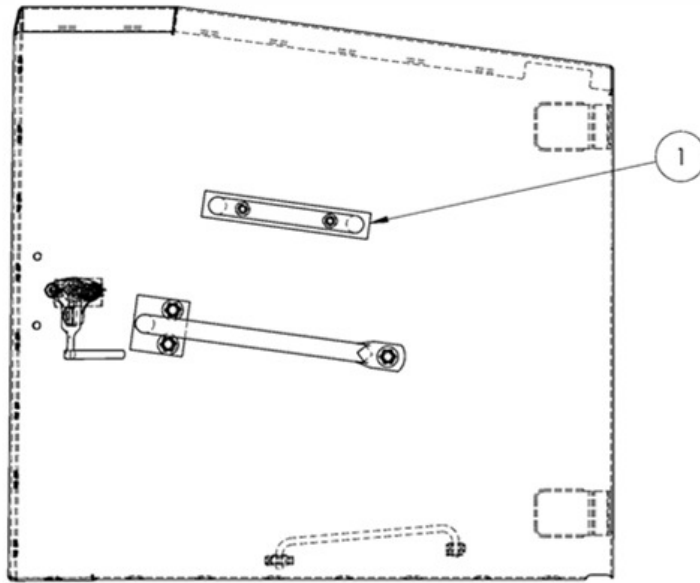
GRAPHIC #1

<END>

# AR - 72H PIPELAYER-D6T (T4i)

## 046-71-043 TRAC MOD - RH DOOR MODIFICATION

NOTE	REF NO	GRAPHIC REF	PART NUMBER	QTY	PART NAME						SEE PAGE
					1	2	3	4	5	6 (PRODUCT LEVEL)	
	1		038-14-002	1	AS - HANDRAIL						



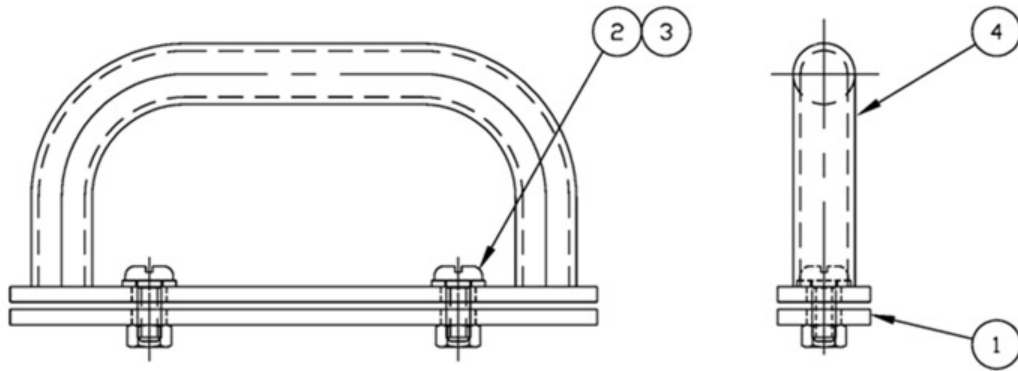
GRAPHIC #1

<END>

# AR - 72H PIPELAYER-D6T (T4i)

## 038-14-002 AS - HANDRAIL

NOTE	REF NO	GRAPHIC REF	PART NUMBER	QTY	PART NAME						SEE PAGE
					1	2	3	4	5	6 (PRODUCT LEVEL)	
	1		032-71-012	1	PLATE - BASE						
	2		CAT# 9X-2040	2	BUTTON HEAD CAP SCREW M10x1.5x25						
	3		CAT# 8T-4121	2	WASHER - M10 HARD PLATED						
	4		038-14-003	1	AS - HANDLE						



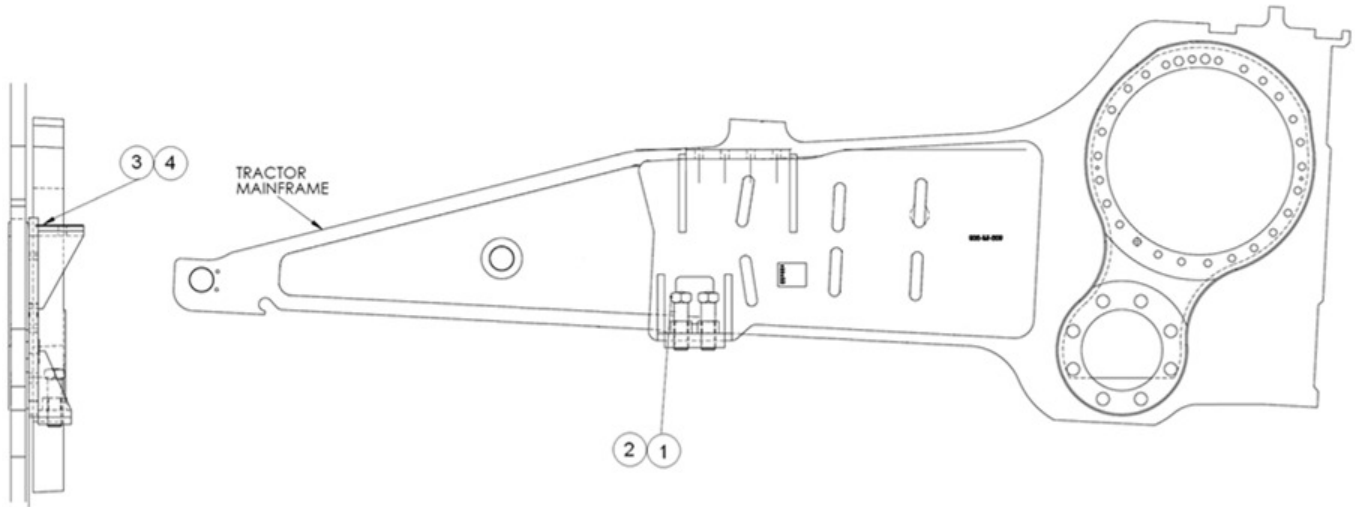
GRAPHIC #1

<END>

# GP – LH LOCKOUT & FRAME SUPPORT

## 035-67-001 GP – LH LOCKOUT & FRAME SUPPORT

NOTE	REF NO	GRAPHIC REF	PART NUMBER	QTY	PART NAME						SEE PAGE
					1	2	3	4	5	6 (PRODUCT LEVEL)	
	1		CAT# 8T-3850	2	SETSCREW - 1-1/2-12 X 5 SQUARE HEAD						
	2		CAT# 8H-3390	2	NUT - FULL - 1-1/2-12 THD						
	3		035-67-023	4	PLT - LOCKOUT SHIM - 1/16"						
	4		035-67-024	1	PLT - LOCKOUT SHIM - 1/32"						



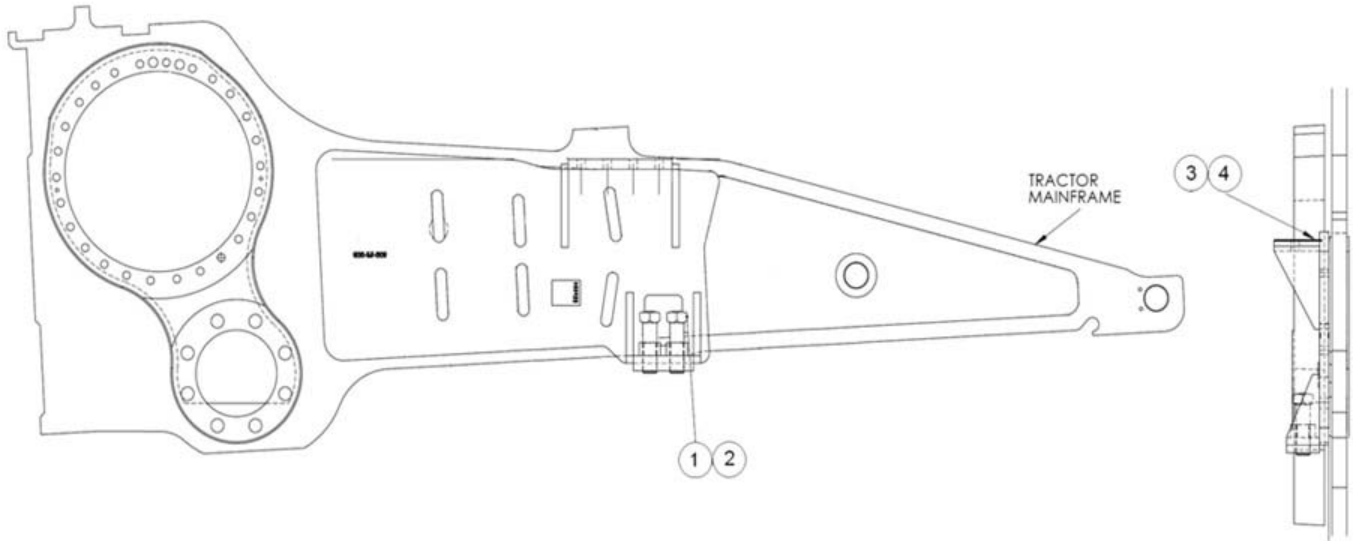
GRAPHIC #1

<END>

# GP – RH LOCKOUT & FRAME SUPPORT

## 035-67-002 GP – RH LOCKOUT & FRAME SUPPORT

NOTE	REF NO	GRAPHIC REF	PART NUMBER	QTY	PART NAME						SEE PAGE
					1	2	3	4	5	6 (PRODUCT LEVEL)	
	1		CAT# 8T-3850	2	SETSCREW - 1-1/2-12 X 5 SQUARE HEAD						
	2		CAT# 8H-3390	2	NUT - FULL - 1-1/2-12 THD						
	3		035-67-023	4	PLT - LOCKOUT SHIM - 1/16"						
	4		035-67-024	1	PLT - LOCKOUT SHIM - 1/32"						



GRAPHIC #1

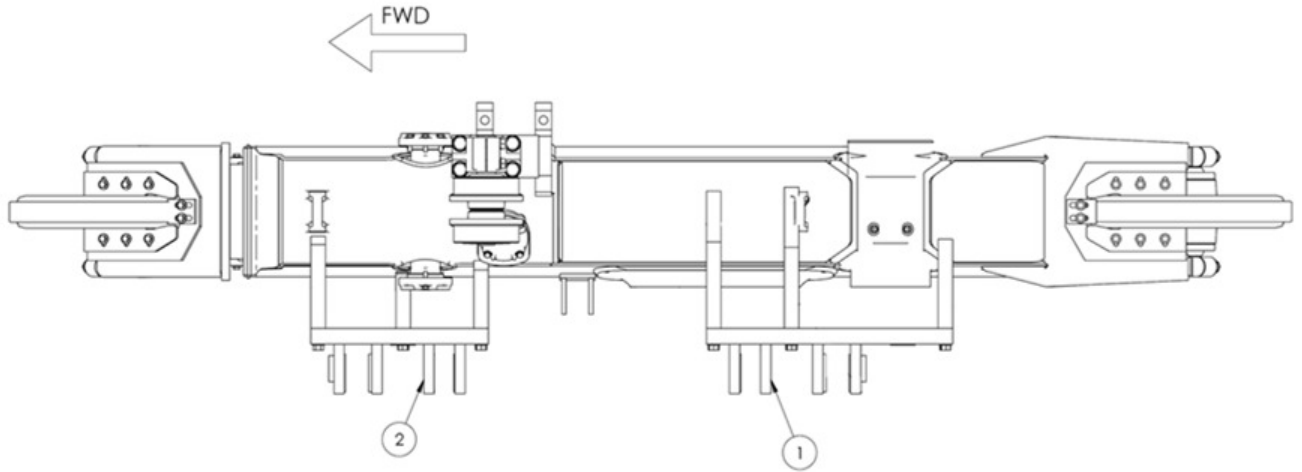
<END>



# GP – RH LOCKOUT & FRAME SUPPORT

## 046-17-002 AS – TRACKFRAME BRACKET – LEFT - D6T (T4i)

NOTE	REF NO	GRAPHIC REF	PART NUMBER	QTY	PART NAME						SEE PAGE
					1	2	3	4	5	6 (PRODUCT LEVEL)	
	1		035-17-009	1	GP – TRACKFRAME LH REAR						638
	2		035-17-007	1	GP - TRACKFRAME LH FRONT						639



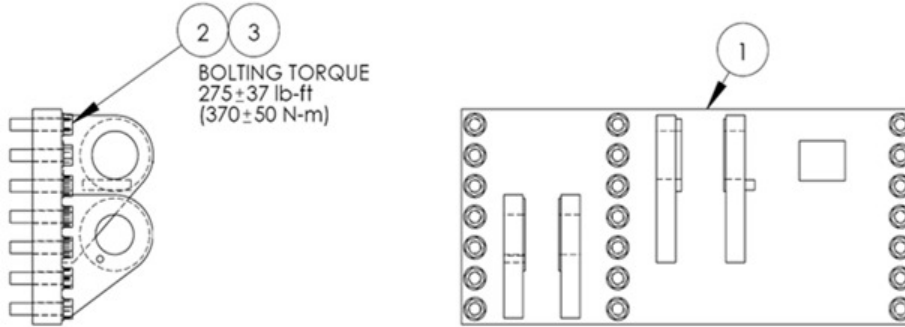
GRAPHIC #1

<END>

# GP – RH LOCKOUT & FRAME SUPPORT

## 035-17-009 GP – TRACKFRAME LH REAR

NOTE	REF NO	GRAPHIC REF	PART NUMBER	QTY	PART NAME						SEE PAGE
					1	2	3	4	5	6 (PRODUCT LEVEL)	
1			035-17-010	1	AS – TRACKFRAME LH REAR – MACHINING						
2			CAT# 7X-0370	21	BOLT – $\Omega$ -10 x 3.5 UNC HEX						
3			CAT# 8T-4994	21	WASHER – $\Omega$ INCH HARDENED						



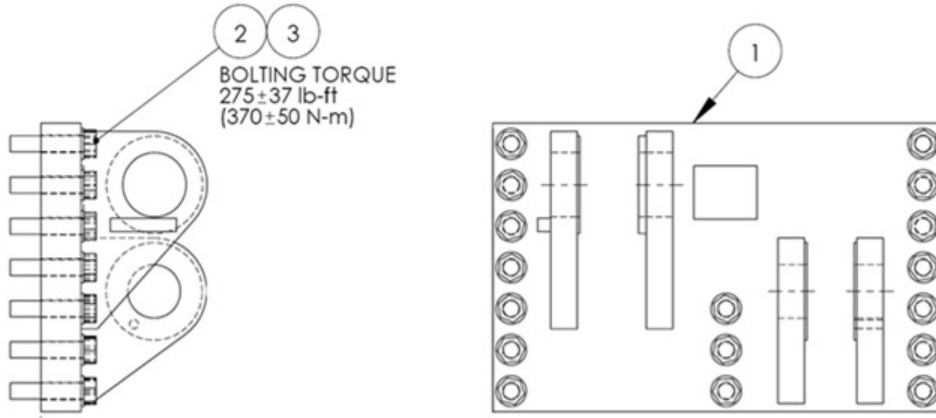
GRAPHIC #1

<END>

# GP – RH LOCKOUT & FRAME SUPPORT

## 035-17-007 GP – TRACKFRAME LH FRONT

NOTE	REF NO	GRAPHIC REF	PART NUMBER	QTY	PART NAME						SEE PAGE
					1	2	3	4	5	6 (PRODUCT LEVEL)	
	1		035-17-008	1	AS – TRACKFRAME LH FRONT – MACHINING						
	2		CAT# 7X-0370	17	BOLT – $\Omega$ -10 x 3.5 UNC HEX						
	3		CAT# 8T-4994	17	WASHER – $\Omega$ INCH HARDENED						



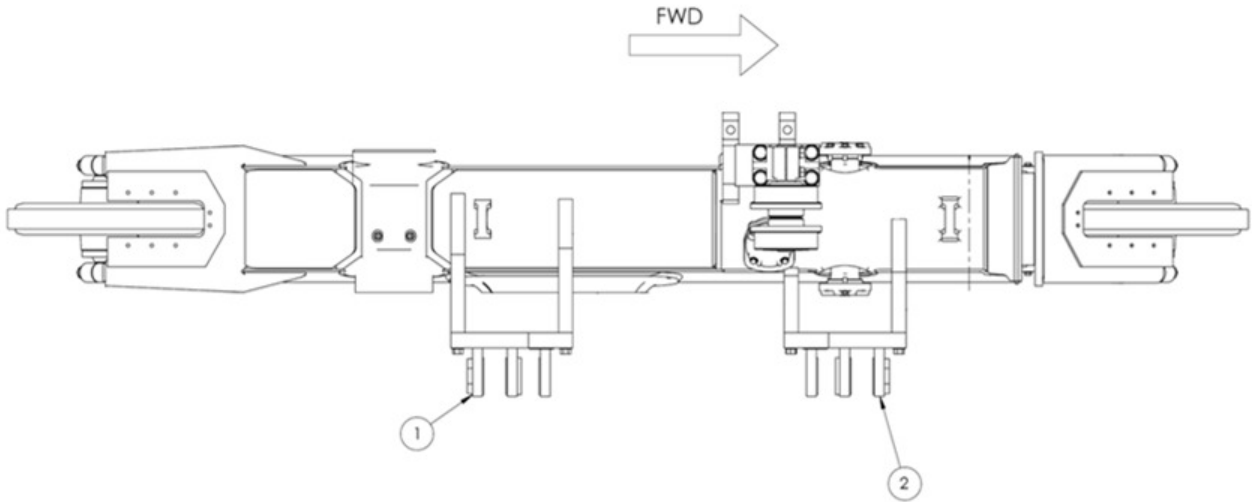
GRAPHIC #1

<END>

# GP – RH LOCKOUT & FRAME SUPPORT

## 046-17-001 AS – TRACKFRAME BRACKET – RIGHT – D6T (T4i)

NOTE	REF NO	GRAPHIC REF	PART NUMBER	QTY	PART NAME						SEE PAGE
					1	2	3	4	5	6 (PRODUCT LEVEL)	
	1		035-17-005	1	GP – TRACKFRAME RH REAR						641
	2		035-17-003	1	GP – TRACKFRAME RH FRONT						642



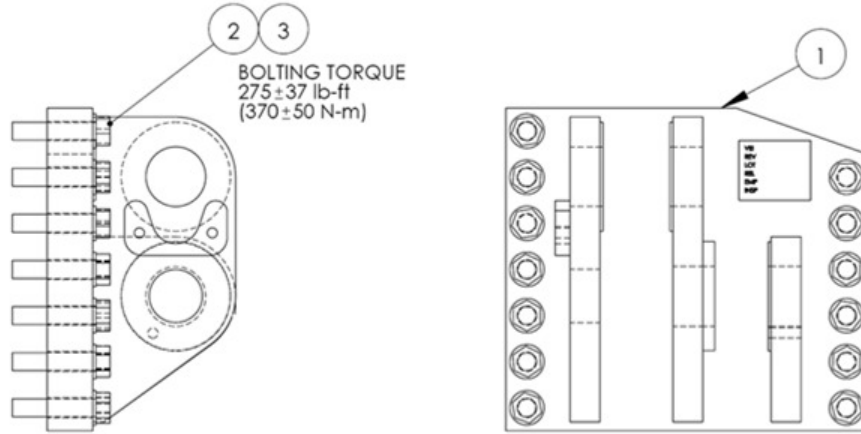
GRAPHIC #1

<END>

# GP – RH LOCKOUT & FRAME SUPPORT

## 035-17-005 GP – TRACKFRAME RH REAR

NOTE	REF NO	GRAPHIC REF	PART NUMBER	QTY	PART NAME						SEE PAGE
					1	2	3	4	5	6 (PRODUCT LEVEL)	
1			035-17-050	1	AS – RH REAR TRACKFRAME – PIN RETAINER WELD PLATE						
2			CAT# 7X-0370	13	BOLT – $\Omega$ -10 x 3.5 UNC HEX						
3			CAT# 8T-4994	13	WASHER – $\Omega$ INCH HARDENED						



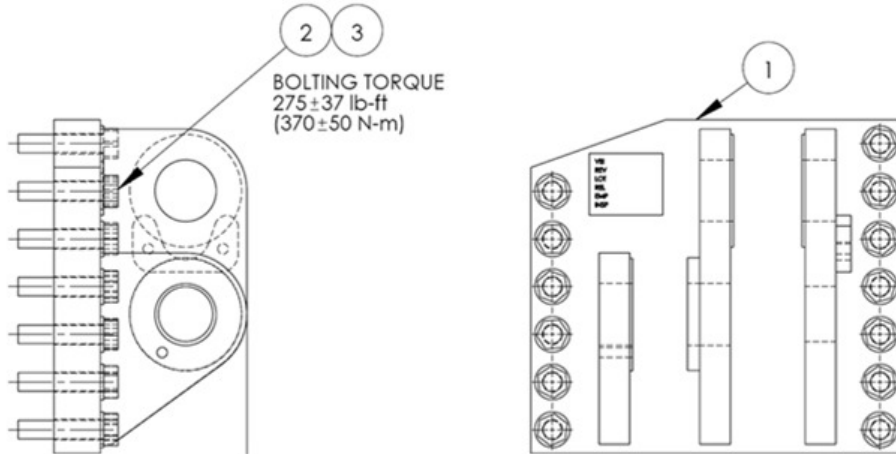
GRAPHIC #1

<END>

# GP – RH LOCKOUT & FRAME SUPPORT

## 035-17-003 GP – TRACKFRAME RH FRONT

NOTE	REF NO	GRAPHIC REF	PART NUMBER	QTY	PART NAME						SEE PAGE
					1	2	3	4	5	6 (PRODUCT LEVEL)	
	1		035-17-049	1	AS – RH FRONT TRACKFRAME – PIN RETAINER WELD PLATE						
	2		CAT# 7X-0370	13	BOLT – $\Omega$ -10 x 3.5 UNC HEX						
	3		CAT# 8T-4994	13	WASHER – $\Omega$ INCH HARDENED						



GRAPHIC #1

<END>

# MEMORANDA

# AS – PLATFORM – D6T (T4i)

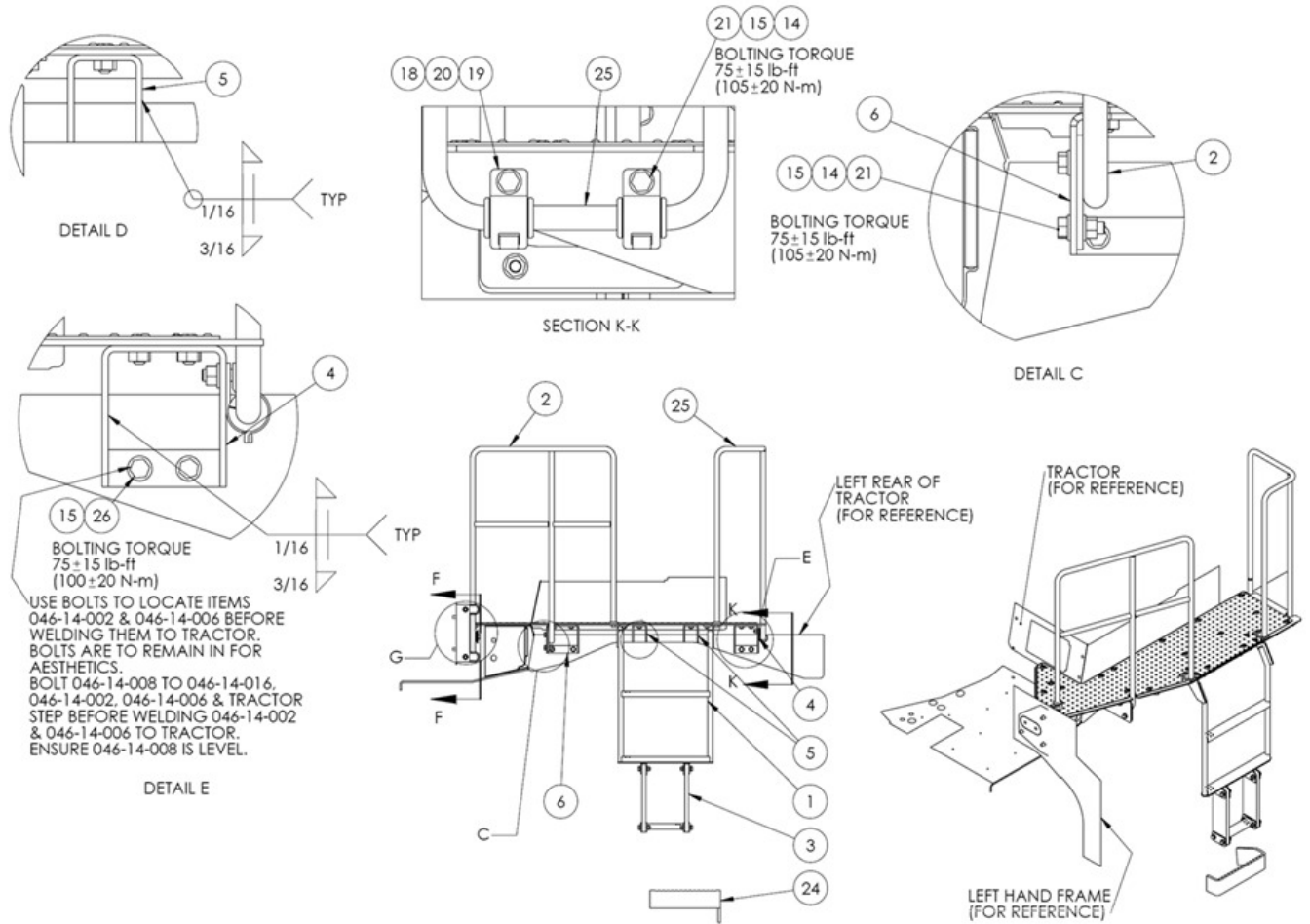
## 046-14-001 AS – PLATFORM – D6T (T4i)

NOTE	REF NO	GRAPHIC REF	PART NUMBER	QTY	PART NAME						SEE PAGE
					1	2	3	4	5	6 (PRODUCT LEVEL)	
	1		040-14-014	1	LADDER AS						
	2		035-14-019	1	AS - FRONT RAILING						
	3		035-14-024	1	AS - RUBBER MOUNT LADDER RUNG						647
	6		046-14-006	1	AS – GUSSET FRONT – PLATFORM – D6T (T4i)						
	7		046-14-008	1	AS - PLATFORM - WALKWAY - D6T (T4i)						
	8		046-14-016	1	AS – PLATFORM FRONT ISO MOUNT D6T (T4i)						
	9		046-14-021	1	AS - FRONT RAILING PLATFORM BRKT - D6T (T4i)						
	10		046-14-020	4	PLT - WASHER - ISOLATOR FRONT ISO MOUNT						
	11		046-45-002	4	AS - VIBRATION ISOLATOR						
	12		046-45-003	2	HDWM - ISOLATOR WASHER						
	13		CAT# 7X-2556	2	BOLT - M16 X 2.00 X 100MM						
	14		CAT# 1K-6872	8	NUT, SELF LOCK 1/2-13NC						
	15		CAT# 8T-4223	23	1/2", M12 WASHER FLAT, HARD, PLATED						
	16		CAT# 2J-1712	25	HDW - SOCKET SCREW 1/2-13						
	17		CAT# 8T-8919	2	BOLT - 1/2-13 X 1.75 UNC HEX						
	18		CAT# 6V-7359	4	GROMMET						
	19		CAT# 5P-7464	4	CLIP (SLOT)						
	20		CAT# 5P-7465	4	CLIP (TAB)						
	21		CAT# 5P-2566	6	HDW - BOLT - 1/2-13 UNC X 1.5 HEX						
	22		CAT# 8T-8917	3	CAPSCREW-HEX HD-PLATED 1/2-13UNC X 1-1/4 LNG						
	23		CAT# 8T-4121	1	HDW - WASHER M10						
	24		046-14-023	1	AS- STEP INSTALLATION - D6T (T4i)						
	25		035-14-045	1	AS - REAR RAILING						
	26		CAT# 8T-4192	4	HDW - BOLT M12X1.75X25						
	27		100001	2	HDW – BUTTONHEAD – SCREW f-13 UNCx1.25						



# AS – PLATFORM – D6T (T4i)

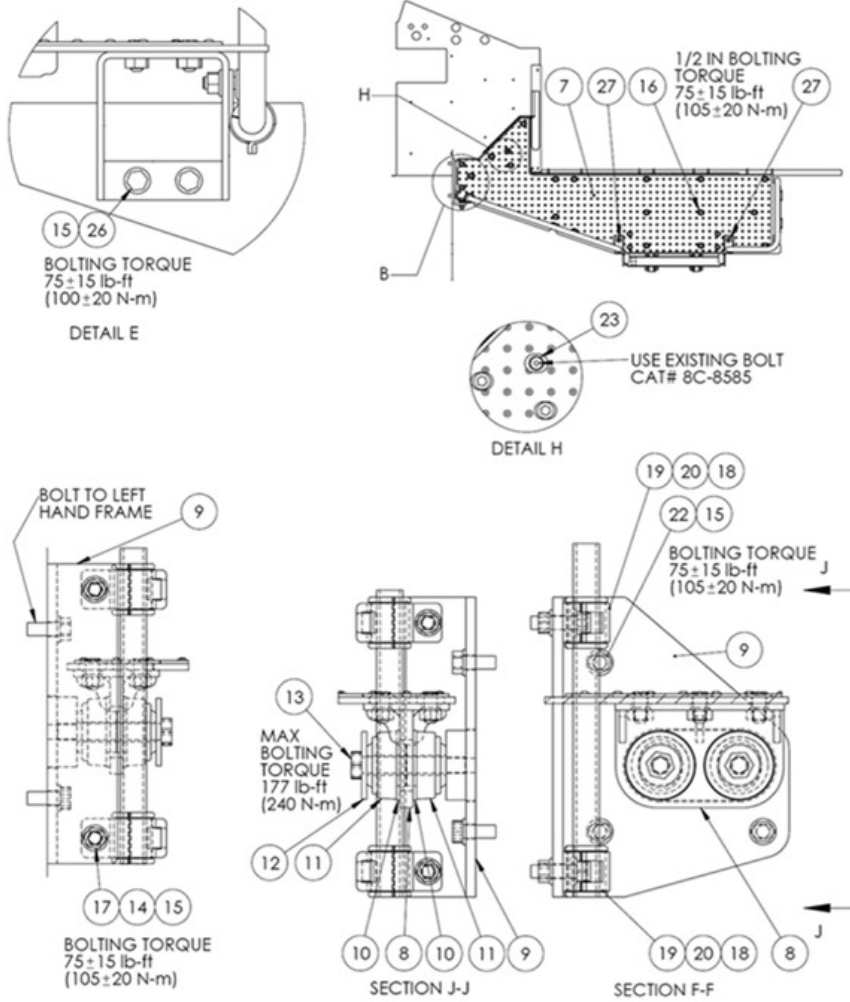
046-14-001 AS – PLATFORM – D6T (T4i) (contd.)



GRAPHIC #1

# AS – PLATFORM – D6T (T4i)

046-14-001 AS – PLATFORM – D6T (T4i) (contd.)



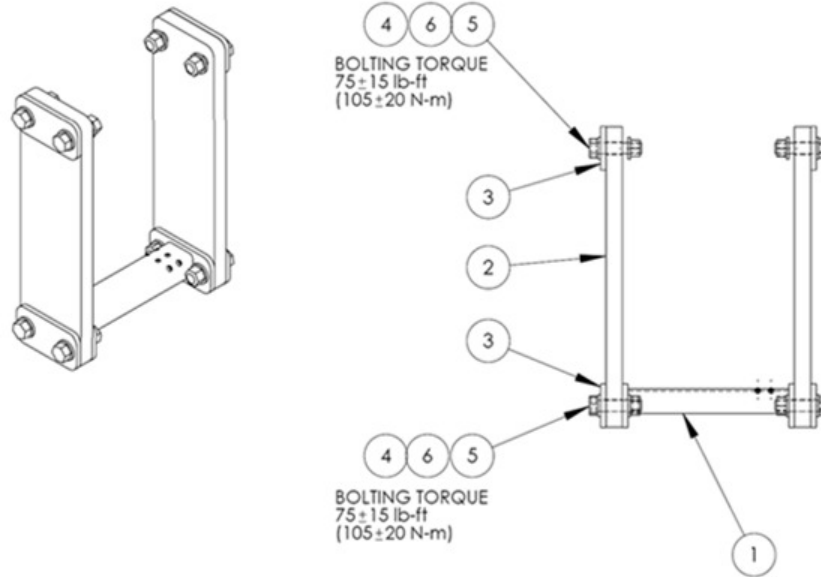
GRAPHIC #2

<END>

# AS – PLATFORM – D6T (T4i)

## 035-14-024 AS - RUBBER MOUNT LADDER

NOTE	REF NO	GRAPHIC REF	PART NUMBER	QTY	PART NAME						SEE PAGE
					1	2	3	4	5	6 (PRODUCT LEVEL)	
	1		040-14-021	1	STEP AS						
	2		040-14-025	2	BELT						
	3		040-14-032	4	PLATE						
	4		CAT# 1K-6872	8	NUT, SELF LOCK 1/2-13NC						
	5		CAT# 8T-4835	8	HDW - BOLT - 1/2-13 UNC X 2.0 HEX						
	6		CAT# 8T-4223	16	1/2", M12 WASHER FLAT, HARD, PLATED						



GRAPHIC #1

<END>

# GP – HYDRAULICS – D6T (T4i) & 72H

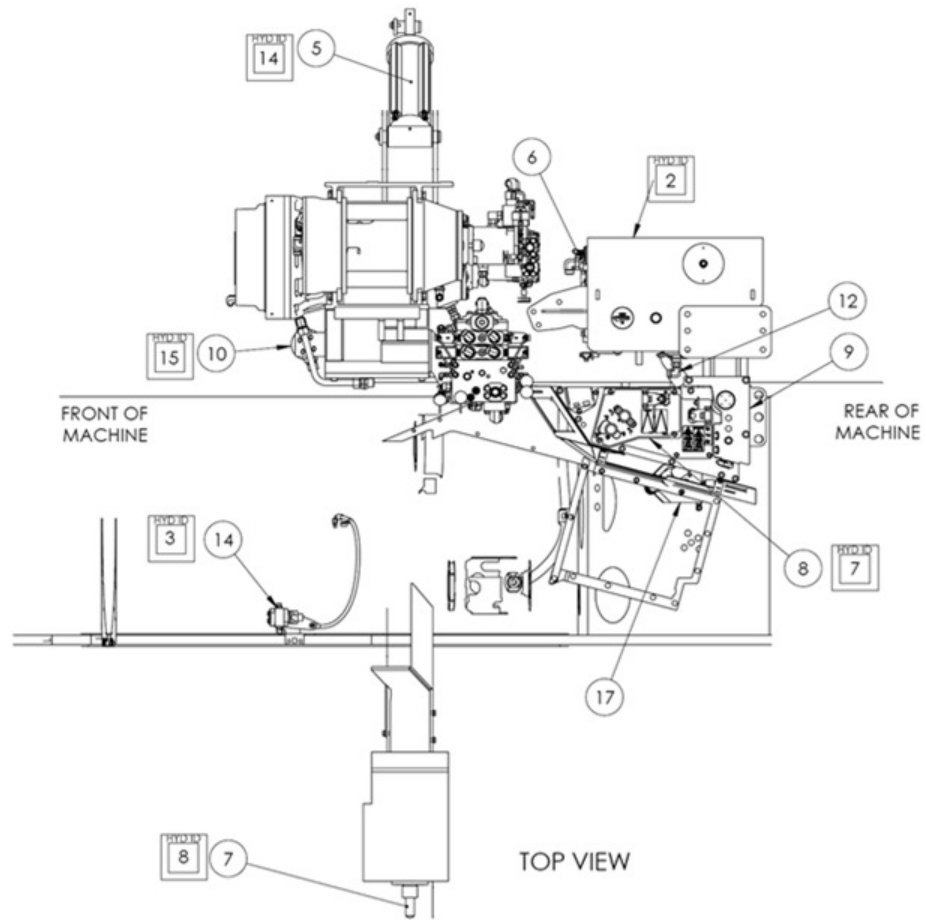
## 046-60-020 GP – HYDRAULICS – D6T (T4i) & 72H

NOTE	REF NO	GRAPHIC REF	PART NUMBER	QTY	PART NAME						SEE PAGE
					1	2	3	4	5	6 (PRODUCT LEVEL)	
	1		046-60-016	1	GP - DRAWWORKS - D6T (T4i) & 72H						652
	2		035-62-001	1	GP - MAIN FUNCTION MANIFOLD ASSEMBLY						686
	3		046-60-035	1	GP - RETURN MANIFOLD - D6T (T4i) & 72H						696
	4		035-61-001	1	GP - LOAD SENCE						698
	5		035-60-005	1	GP - CYLINDER CTWT						700
	6		046-60-025	1	GP - HYD TANK COVER - RETURN & SUCTION - D6T (T4i)						704
	7		035-66-001	1	GP - BOOM STOP						706
	8		046-63-001	1	AS - CONTROL PANEL						710
	9		046-63-040	1	INSTALLATION - REAR CONTROL PANEL - D6T (T4i)						
	10		046-60-018	1	GP - FILTER						728
	11		046-60-021	1	AS - AUXILARY LS FLOW VALVE						731
	12		046-60-024	1	AS - RETURN TO TANK - D6T (T4i)						733
	13		046-60-028	1	GP - ACCUMULATOR INSTALLATION						734
	14		046-60-029	1	AS - DISTRIBUTION - D6T (T4i)						738
	15		046-60-033	1	AS - CAT RETURN HOSE CLAMP STANDOFF						740
	16		046-63-049	1	GP - COUNTERWEIGHT CONTROL -D6T (T4i) & 72H						742
	17		046-71-050	1	TRAC MOD - TRACTOR HOSES REMOVED & CAPPED						748
	*18		046-42-002	1	GP - HOSE CHART - D6T (T4i) & 72H						750

\*-Item not shown

# GP – HYDRAULICS – D6T (T4i) & 72H

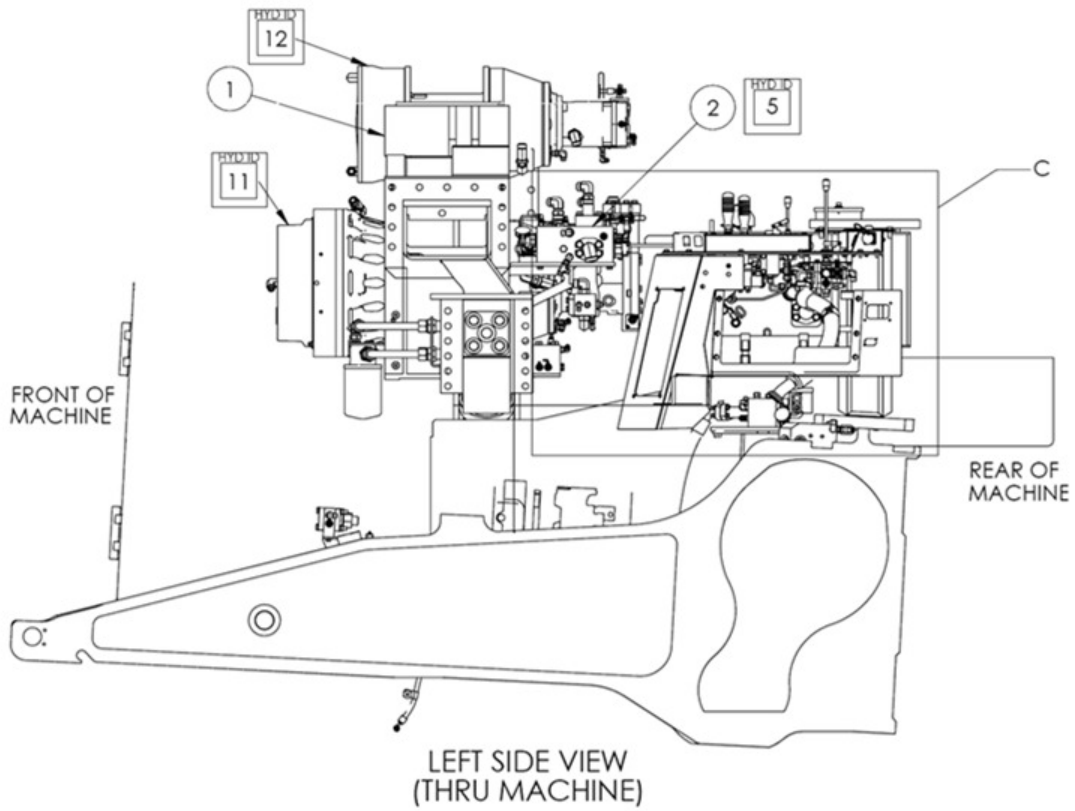
046-60-020 GP – HYDRAULICS – D6T (T4i) & 72H (contd.)



GRAPHIC #1

# GP – HYDRAULICS – D6T (T4i) & 72H

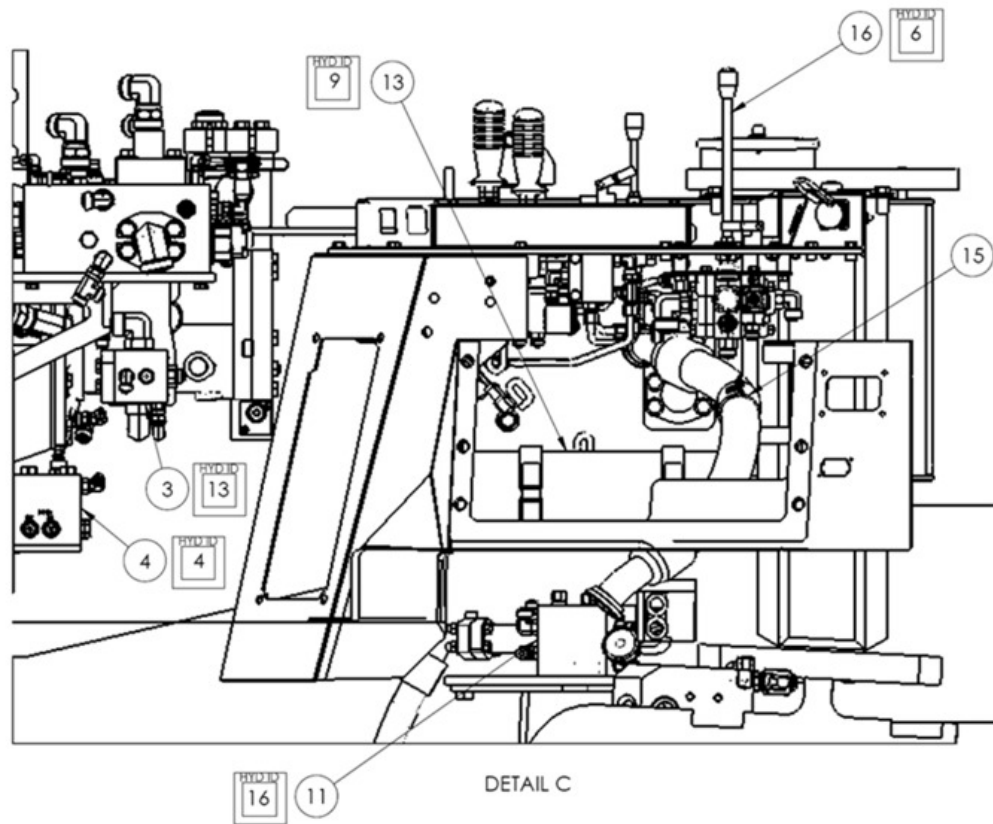
046-60-020 GP – HYDRAULICS – D6T (T4i) & 72H (contd.)



GRAPHIC #2

# GP – HYDRAULICS – D6T (T4i) & 72H

046-60-020 GP – HYDRAULICS – D6T (T4i) & 72H (contd.)



GRAPHIC #3

<END>

# GP – HYDRAULICS – D6T (T4i) & 72H

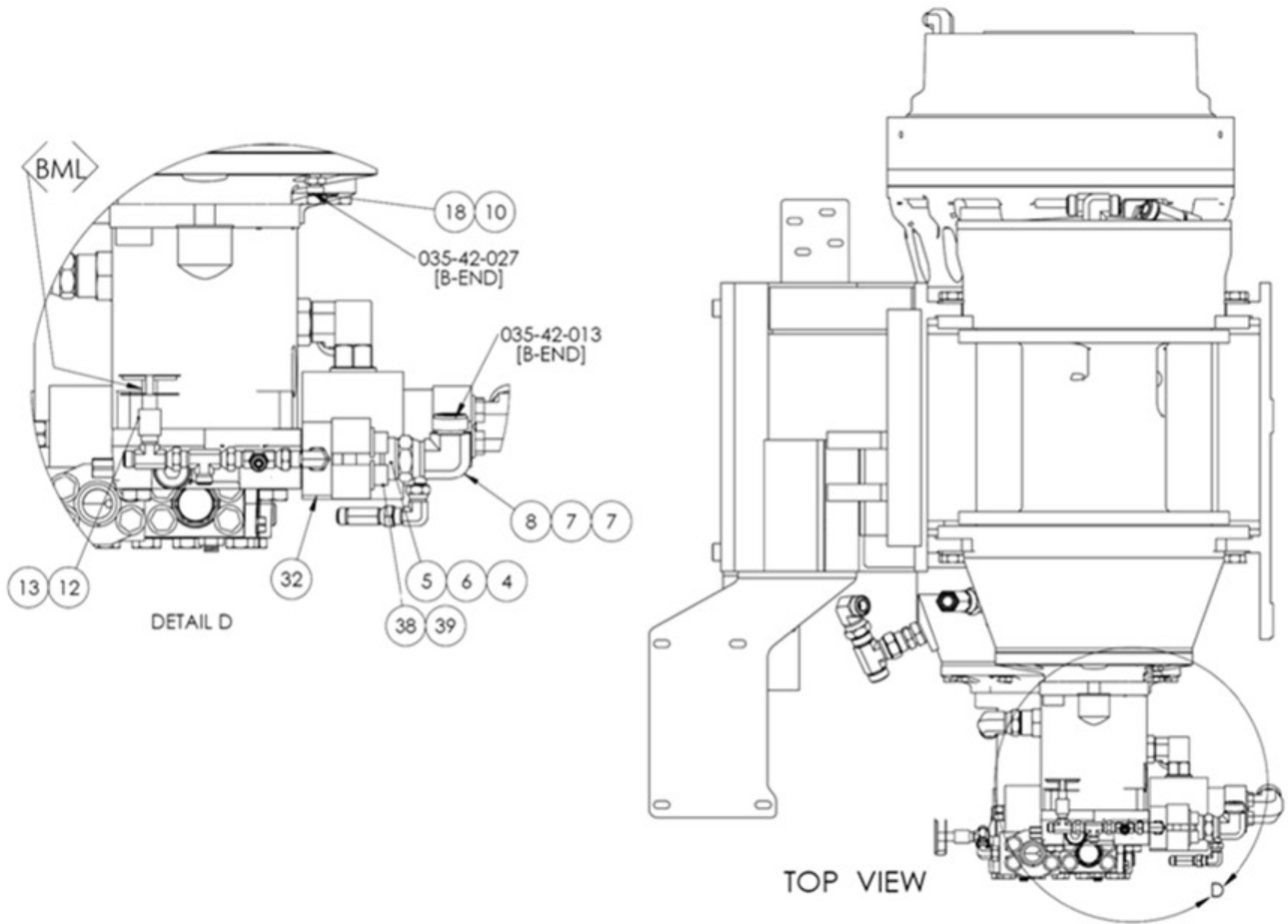
## 046-60-016 GP - DRAWWORKS – D6T (T4i) & 72H

NOTE	REF NO	GRAPHIC REF	PART NUMBER	QTY	PART NAME						SEE PAGE
					1	2	3	4	5	6 (PRODUCT LEVEL)	
	1		035-60-056	1	AS – DRAWWORKS 72H						657
	2		035-64-004	1	AS - HOOK WINCH MANIFOLD INSTALLATION						682
	3		035-65-004	1	AS - COUNTERBALANCE VALVE INSTALLATION						684
	4		PARK# M2H-16	2	CODE 62 FLANGE HALF -16						
	5		PARK# 16LOHQ2	1	CONNECTOR - ORFS M/CODE 62 FLANGE -16/-16						
	6		CAT# 4J-0520	1	CODE 61 O-RING SEAL -16						
	7		CAT# 5K-9090	2	O-RING ORFS -16						
	8		CAT# 6V-9854	1	90° EL - ORFS M/ ORFS FM SW -16/-16						
	9		CAT# 6V-8627	1	90 ELBOW - ORFS M/STOR BOSS -4/-6						
	10		CAT# 4J-5477	11	O-RING - ORFS -4						
	11		CAT# 6V-9835	3	TEE - ORFS M / ORFS M / ORFS FM SWIVEL -4/-4/-4						
	12		PARK# PD34BTL	1	TEST NIPPLE -4						
	13		CAT# 6V-0852	1	FF - CAP - DUST						
	14		CAT# 9X-2398	1	FF - 90° ELBOW - ORFS M / NPTF M -12 -12						
	15		CAT# 6V-8398	3	O-RING ORFS -8						
	16		CAT# 8C-6866	1	ORFS M -4/M NPTF 1/4-18						
	17		CAT# 6V-9746	14	O-RING ORFS -12						
	18		CAT# 8C-6865	2	ORFS M / M NPTF -4/-2						
	19		CAT# 8T-7492	1	ORFS M/METRIC M -12/M22X1.5						
	20		CAT# 8C-6869	1	ADAPTER - M NPTF 3/8-18/ORFS M -6						
	21		CAT# 6V-8397	3	O-RING ORFS-6						
	22		CAT# 6V-9850	1	90° EL - ORFS FM SW -6						
	23		PARK# 12-16 CLO-S	1	90° EL - ORFS M/NPT M -12/-16						
	24		CAT# 6B-9081	1	REDUCER - M NPTF 1-11 1/2/F NPTF 3/4-14						
	25		CAT# 8C-6874	1	3/4 NPTF M/ORFS M -12						
	26		CAT# 6V-9846	2	TEE - ORFS FM SW/ORFS M/ORFS M -12/-12/-12						
	27		CAT# 2T-2396	1	90 ELBOW - ORFS M -8/NPTF M 3/8						
	28		CAT# 8T-7866	1	STOR PORT/METRIC M -12/M26X1.5						
	29		CAT# 3D-2824	1	O-RING STOR -12						
	30		DOW# M-6001-22	1	FF - SEAL, METRIC, 22MM						
	31		CAT# 6V-9849	1	90 EL - ORFS M/ORFS FM SW -4/-4						
	32		006-60-008	1	CODE 62 SANDWICH GAGE BLOCK, -16						
	33		CAT# 8T-7489	1	ORFS M /METRIC M -6/M14X1.5						
	34		DOW# M-6001-14	1	FF - SEAL, METRIC, 14MM						
	35		CAT# 6V-9853	2	SWIVEL NUT ELBOW, ORFS/ORFS SWIVEL -12/-12						
	36		PARK# 12-16 FLO-S	1	ORFS M/MNPT -12/-16						
	37		DOW# M-6001-26	1	SEAL, METRIC, 26MM						
	38		CAT# 3E-6910	4	BOLT - M12 X 70MM - SOCKET HEAD						
	39		CAT# 8T-4223	4	1/2", M12 WASHER FLAT, HARD, PLATED						
	40		CAT# 3J-1907	1	O-RING STOR-6						
	41		CAT# 6V-9007	1	90° EL STOR BOSS/ORFS -12/-12						
	42		CAT# 7X-7902	2	90 ELBOW - ORFS MALE / MALE NPTF -12/-8						
	43		CAT# 8T-8899	1	45 ELBOW - ORFS MALE / ORFS FEMALE -12/-12						



# GP – HYDRAULICS – D6T (T4i) & 72H

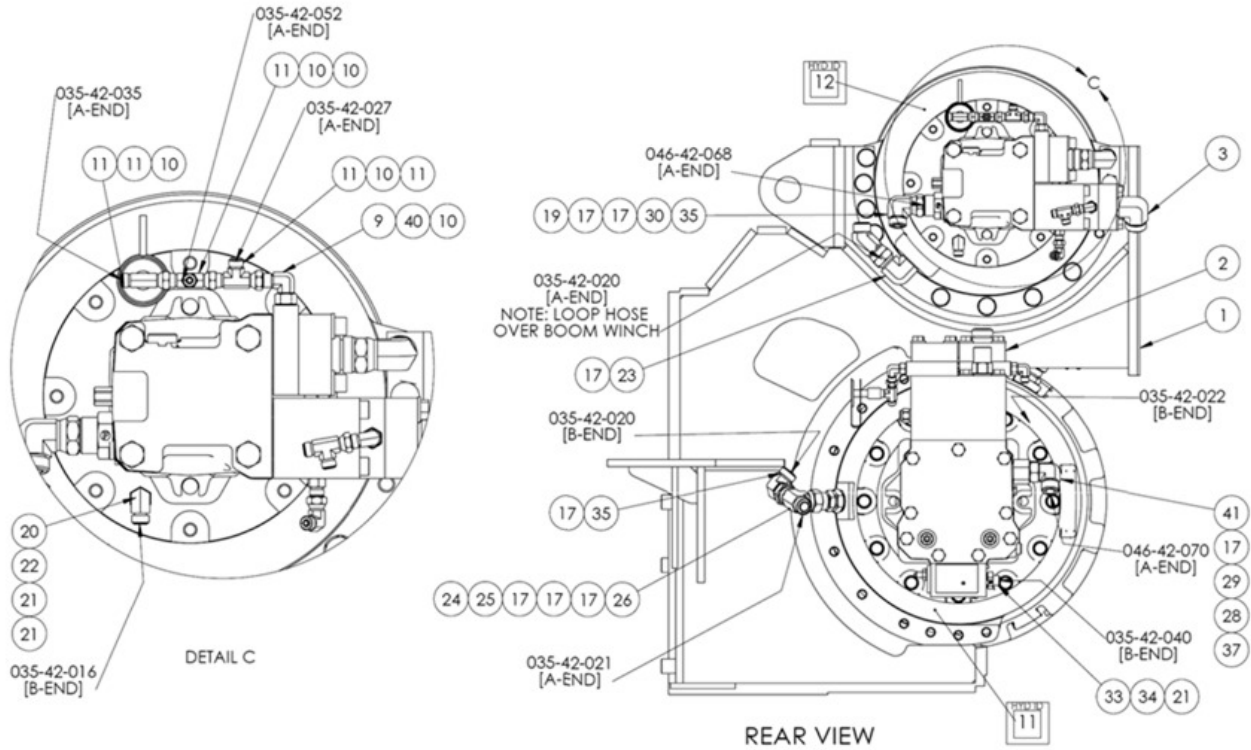
046-60-016 GP - DRAWWORKS – D6T (T4i) & 72H (contd.)



GRAPHIC #1

# GP – HYDRAULICS – D6T (T4i) & 72H

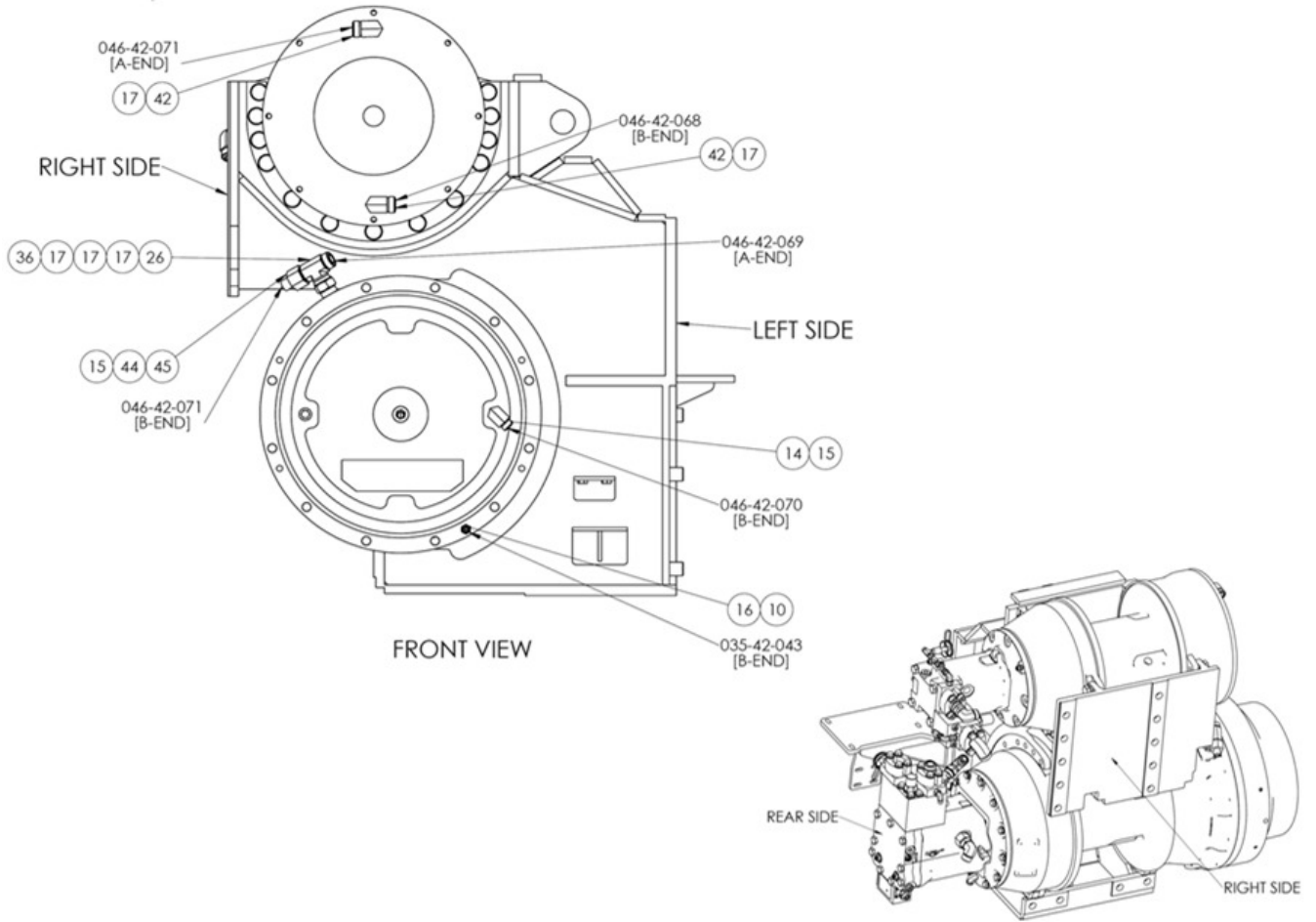
046-60-016 GP - DRAWWORKS – D6T (T4i) & 72H (contd.)



GRAPHIC #2

# GP – HYDRAULICS – D6T (T4i) & 72H

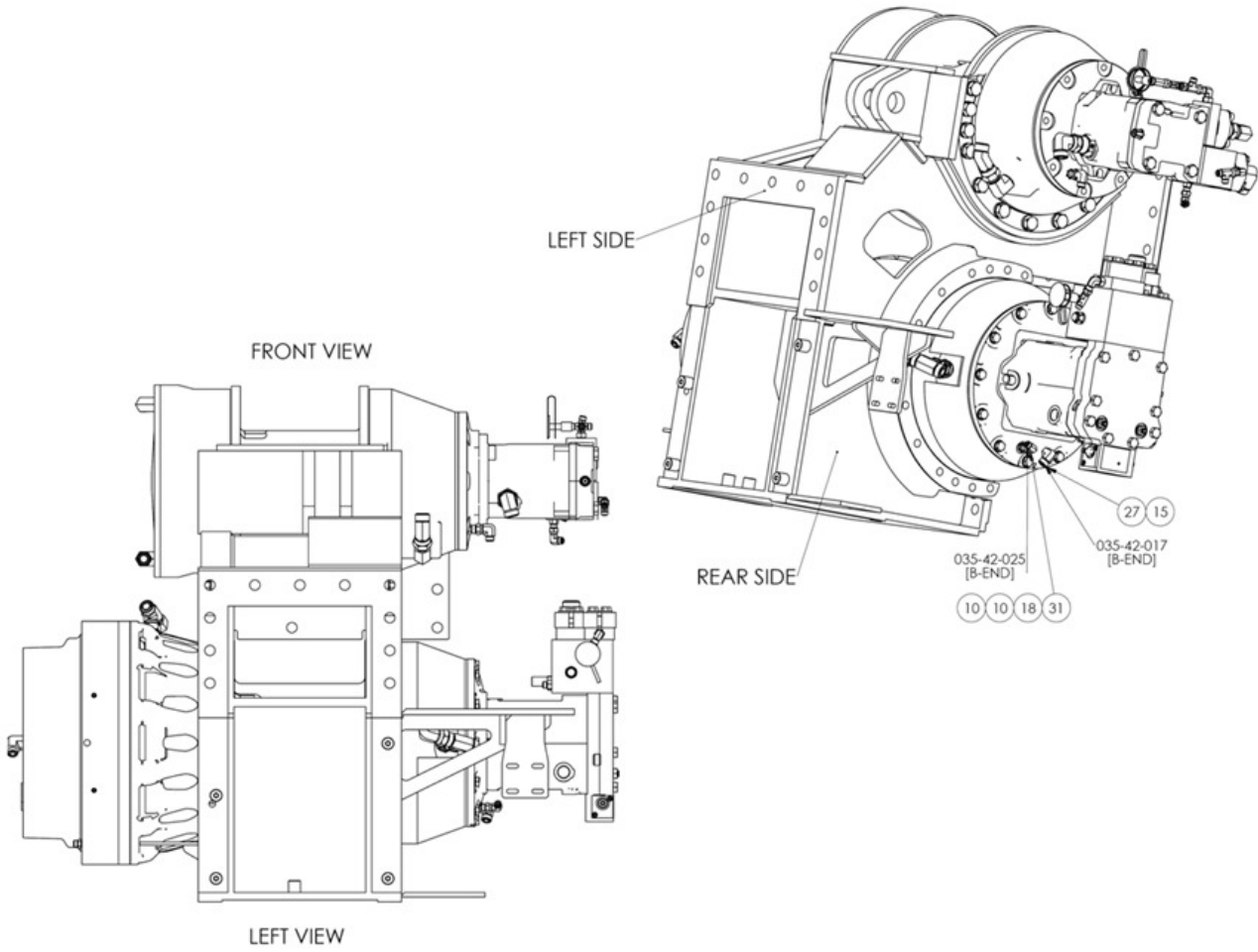
046-60-016 GP - DRAWWORKS – D6T (T4i) & 72H (contd.)



GRAPHIC #3

# GP – HYDRAULICS – D6T (T4i) & 72H

046-60-016 GP - DRAWWORKS – D6T (T4i) & 72H (contd.)



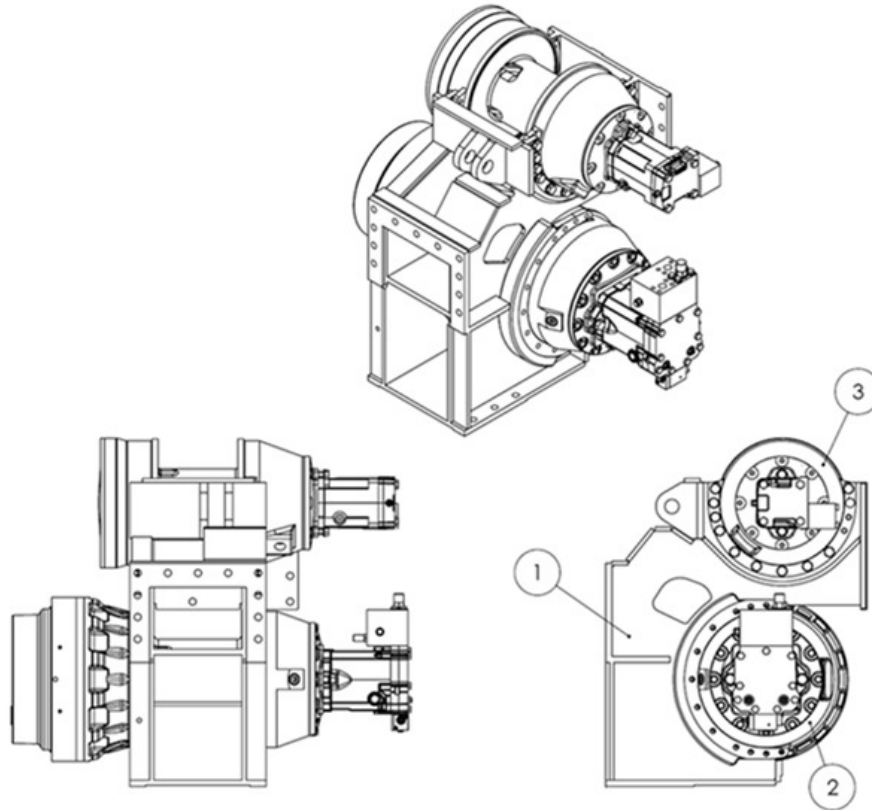
GRAPHIC #4

<END>

# GP – HYDRAULICS – D6T (T4i) & 72H

## 035-60-056 AS – DRAWWORKS 72H

NOTE	REF NO	GRAPHIC REF	PART NUMBER	QTY	PART NAME						SEE PAGE
					1	2	3	4	5	6 (PRODUCT LEVEL)	
1			035-60-057	1	AS - DRAWWORKS FRAME VP72						
2			035-64-001	1	AS - HOOK WINCH						658
3			035-65-001	1	AS - BOOM WINCH						669



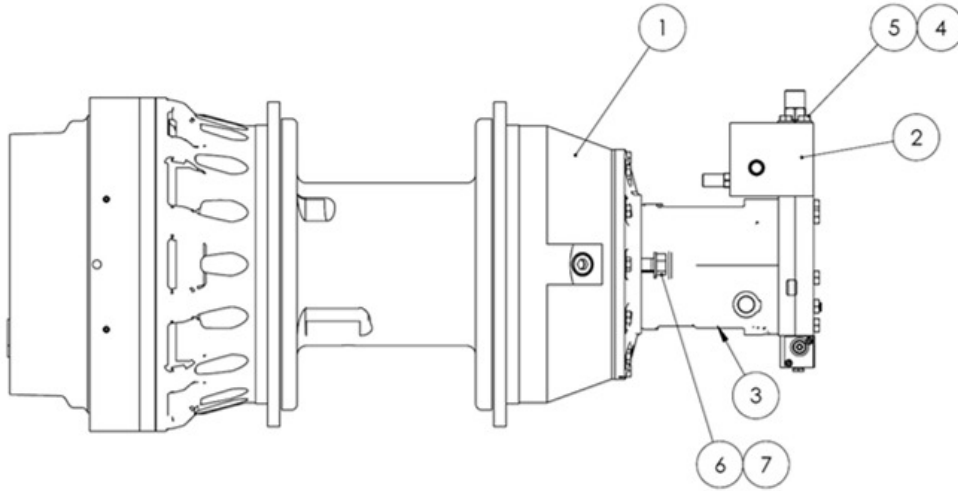
GRAPHIC #1

<END>

# AS – HOOK WINCH

## 035-64-001 AS – HOOK WINCH

NOTE	REF NO	GRAPHIC REF	PART NUMBER	QTY	PART NAME						SEE PAGE
					1	2	3	4	5	6	
	1		035-64-002	1	FC - HOOK WINCH - FF						659
	2		035-64-003	1	FC - COMBINATION MANF						665
	3		006-60-003	1	FC - HYD MTR 2-SP						
	4		CAT# 8T-4223	4	1/2", M12 WASHER FLAT, HARD, PLATED						
	5		CAT# 8T-5001	4	HDW - BOLT M12X1.75X130						
	6		CAT# 7X-2436	2	HDW - HEX SOCKET HEAD BOLT - M12X1.75X100						
	7		CAT# 8T-4994	2	WASHER – Ω INCH - HARDENED						



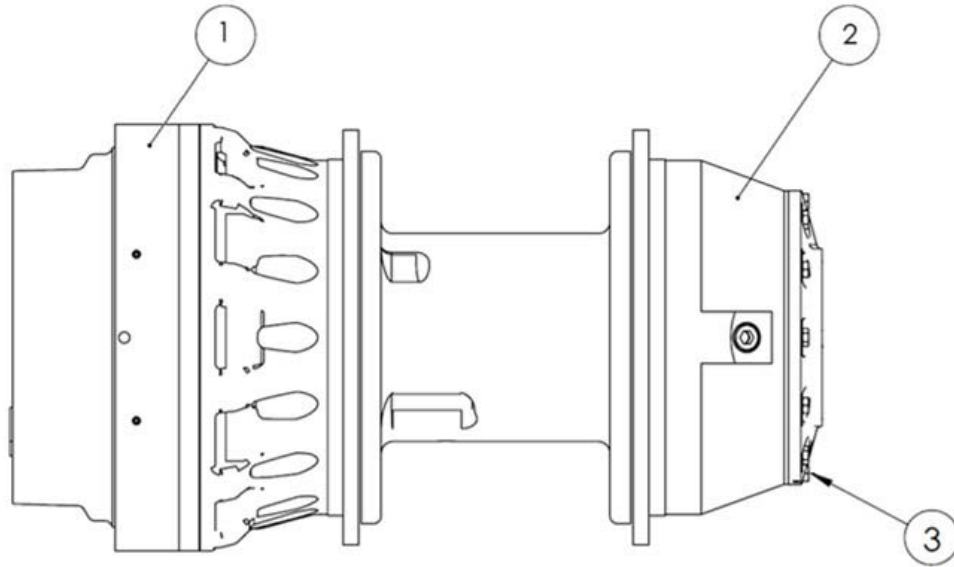
GRAPHIC #1

<END>

# AS – HOOK WINCH

## 035-64-002 FC – HOOK WINCH - FF

NOTE	REF NO	GRAPHIC REF	PART NUMBER	QTY	PART NAME						SEE PAGE
					1	2	3	4	5	6 (PRODUCT LEVEL)	
	1		SEE DESCRIPTION	1	FINAL DRIVE - HOOK WINCH						
	2		SEE DESCRIPTION	1	BRAKE GROUP HOOK WINCH						
	3		SEE DESCRIPTION	1	MOTOR ADAPTOR – HOOK WINCH						



GRAPHIC #1

<END>

# AS – HOOK WINCH

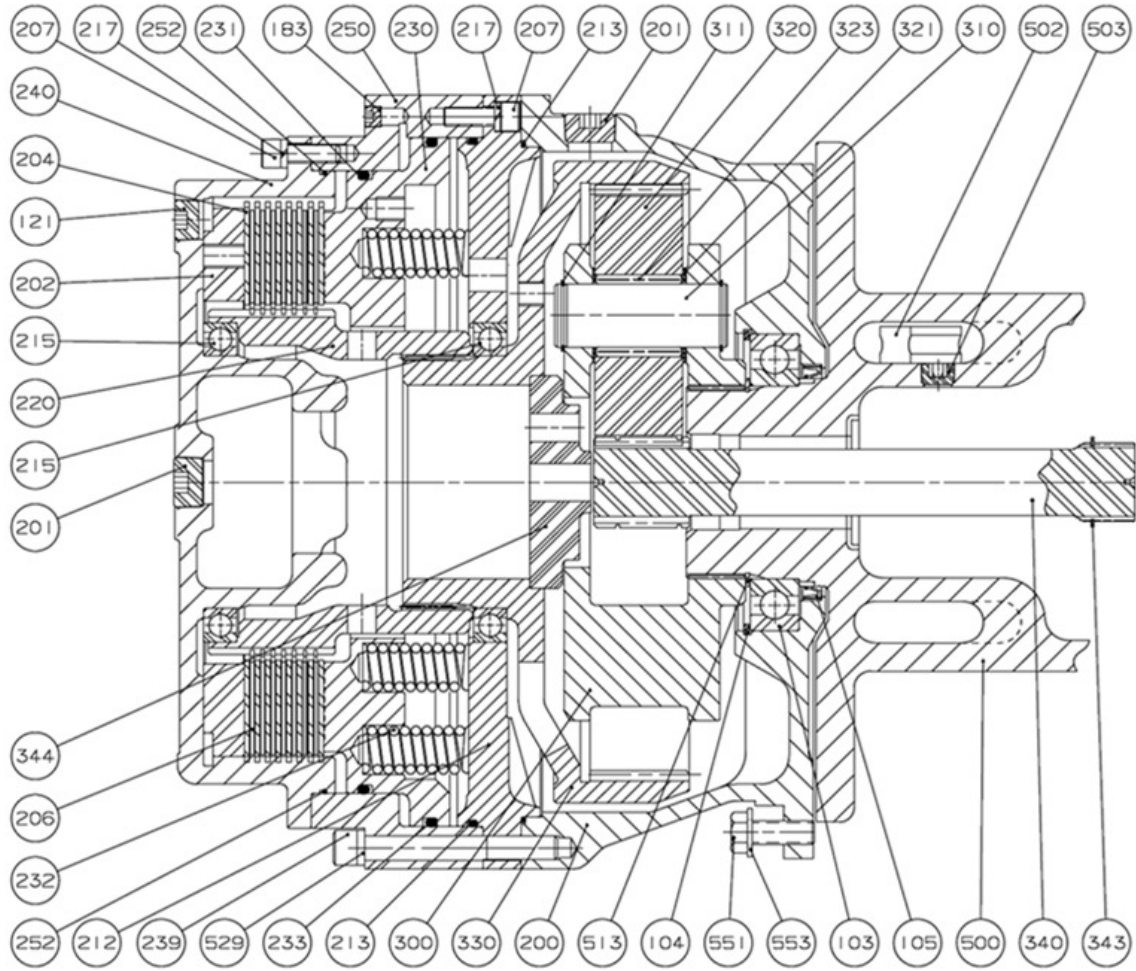
## 035-64-002 FINAL DRIVE– HOOK WINCH

NOTE	REF NO	GRAPHIC REF	PART NUMBER	QTY	PART NAME						SEE PAGE
					1	2	3	4	5	6 (PRODUCT LEVEL)	
	103		CAT# 8F-4446	1	BALL BEARING 130 X 200 X 33 # 6026						
	104		CAT# 160-5230	1	CIRCLIP ROTOR CLIP DHO-200						
	105		CAT# 141-6602	1	OIL SEAL WIPER LIP						
	121		CAT# 114-1338	3	PIPE PLUG 3/4 NPT SOC STEEL						
	183		CAT# 3H-3986	2	PIPE PLUG 1/4 NPT SOC STEEL						
	200		CAT# 160-5247	1	FREEFALL HOUSING M30-2						
	201		CAT# 2R-5657	4	PIPE PLUG 1 NPT SOC STEEL						
	202		CAT# 160-5249	1	CLUTCH SPACER M30-XD						
	204		CAT# 160-5225	8	DIVIDER PLATE M25-X-XX-XC/D/G						
	206		CAT# 160-5226	7	FRICTION PLATE M25-X-XX-XC/D/G						
	207		CAT# 3F-7147	24	CAPSCREW - SOCKET HEAD 1/2 - 13NC X 1.50						
	212		CAT# 160-5231	1	SPRING RETAINER M30D						
	213		CAT# 5P-9806	2	O RING -386 17ID 3/16"CS "						
	215		CAT# 160-5272	2	BALL BEARING 170 X 215 X 22						
	217		CAT# 7X-0562	24	LOCKWASHER 1/2 HI COLLAR "						
	220		CAT# 160-5283	1	CONNECTING SHAFT M30D						
	230		CAT# 160-5290	1	CLUTCH PISTON M25D-X-XXX-XC/D/G						
	231		CAT# 160-5260	1	O RING -90 DURO -461 16ID 1/4"CS "						
	232		CAT# 160-5292	60	SPRING M50-XC/D						
	233		CAT# 160-5261	1	O RING -90 DURO -464 17-1/2ID 1/4"CS "						
	239		CAT# 7X-0357	12	CAPSCREW - HEX SOC HEAD 5/8 - 11NC X 5.2						
	240		100002	1	FREEFALL CLUTCH HOUSING						
	250		100003	1	FREEFALL PISTON HOUSING						
	252		100004	1	O RING -282 16 ID 1/8" CS "						
	300		CAT# 160-5295	1	PLANET HUB M30D FINAL						
	310		CAT# 160-5288	1	PLANET PIN M25 FINAL						
	311		CAT# 5L-2931	1	CIRCLIP ROTOR CLIP SH-168						
	320		CAT# 160-5306	1	PLANET GEAR M25 FINAL						
	321		CAT# 160-5276	1	THRUST WASHER						
	323		CAT# 160-5312	1	LOOSE ROLLER						
	330		CAT# 160-5307	1	INTERNAL GEAR M30 FINAL						
	340		100005	1	SUNGEAR M/H25 (-1,2) FINAL						
	343		CAT# 8S-6249	1	CIRCLIP ROTOR CLIP SH-206						
	344		CAT# 160-5245	1	SUNGEAR STOPPER M30D FINAL						
	500		100006	1	CABLE DRUM 30-48 10.0 X 18.0 X 11.0						
	502		100007	1	CABLE ANCHOR (LOCKING) SUB-ASS M30D 3/4						
	503		CAT# 095-0968	1	PIPE PLUG 1/2 NPT SOC STEEL						
	513		CAT# 160-5304	1	CIRCLIP ROTOR CLIP SH-500						
	529		100008	12	LOCKWASHER 5/8" HI-COLLAR						
	551		CAT# 7X-0345	26	CAPSCREW - HEX HEAD						
	553		CAT# 8T-4122	26	WASHER - FLAT						



# AS – HOOK WINCH

035-64-002 FINAL DRIVE– HOOK WINCH (contd.)



GRAPHIC #1

<END>

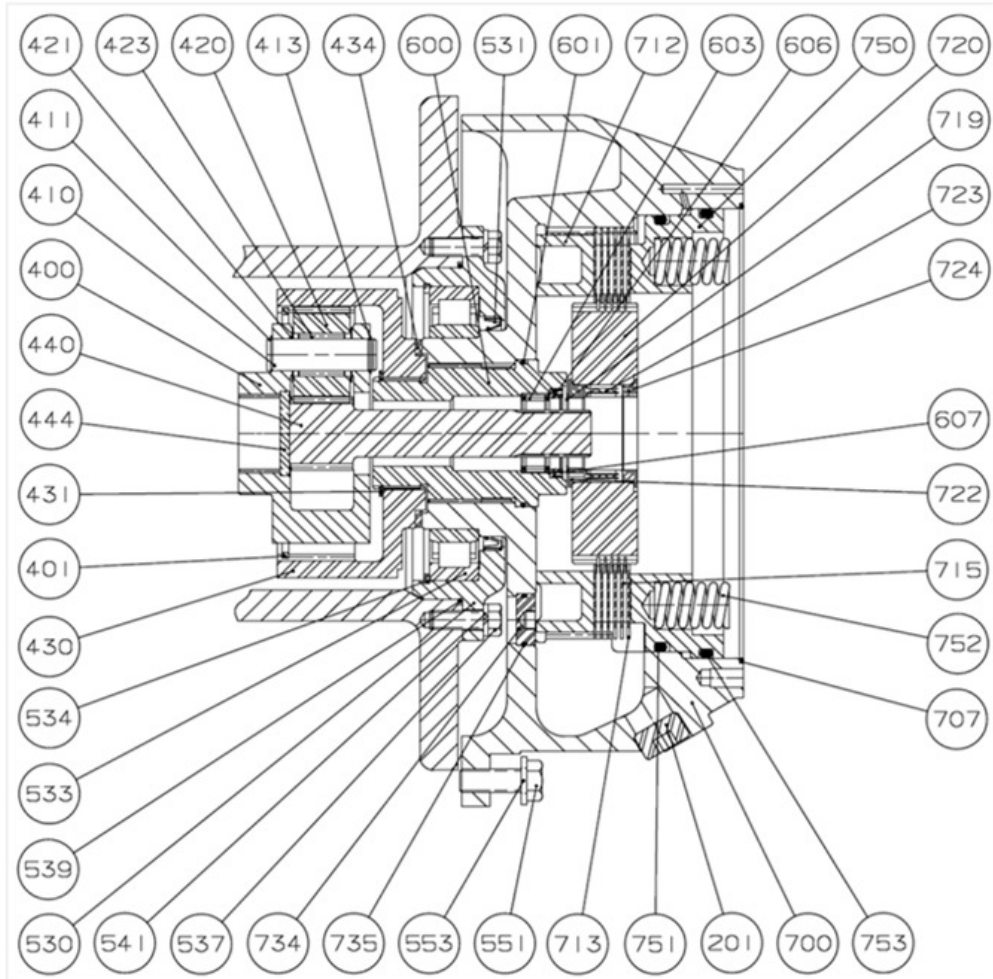
# AS – HOOK WINCH

## 035-64-002 BRAKE GROUP – HOOK WINCH

NOTE	REF NO	GRAPHIC REF	PART NUMBER	QTY	PART NAME						SEE PAGE
					1	2	3	4	5	6 (PRODUCT LEVEL)	
	201		CAT# 2R-5657	1	PIPE PLUG 1 NPT SOC STEEL						
	400		CAT# 160-5296	1	PLANET HUB M25D PRIMARY						
	401		CAT# 160-5314	1	RETAINING RING INT 5/32 X 5/32 X 7.0 OD						
	410		CAT# 160-5289	3	PLANET PIN PL4 FINAL M25 PRIMARY						
	411		CAT# 9U-3925	3	CIRCLIP ROTOR CLIP C-87						
	413		CAT# 8M-6393	3	CIRCLIP ROTOR CLIP SH-87						
	420		CAT# 160-5309	3	PLANET GEAR M30D PRIMARY						
	421		CAT# 87-1183	6	THRUST WASHER						
	423		CAT# 108-8554	45	LOOSE ROLLER 7/32 DIA X 1.50						
	430		CAT# 160-5310	1	INTERNAL GEAR H/M25 PRIMARY						
	431		CAT# 061-6712	1	CIRCLIP ROTOR CLIP SH-300						
	434		CAT# 160-5250	1	SPACER PRIMARY/INTERNAL GEAR						
	440		CAT# 160-5311	1	SUN GEAR M25D PRIMARY						
	444		CAT# 160-5246	1	SUN GEAR STOPPER M/H25 PRIMARY						
	530		CAT# 160-5317	1	BEARING FLANGE M/H25 SPEC 477						
	531		CAT# 141-6602	1	OIL SEAL WITH WIPER LIP						
	533		CAT# 160-5222	1	CYLINDRICAL ROLLER BRG. NU1026						
	534		CAT# 160-5232	1	BEARING RETAINER 200MM INTERNAL						
	537		CAT# 5P-2566	20	CAPSCREW – HEX HD1/2 – 13NC X 1.50 GR 5						
	539		CAT# 8F-5900	1	O RING –269 8-3/4"ID 1/8"CS						
	541		CAT# 8T-4223	20	LOCKWASHER f"						
	551		CAT# 7X-0345	13	CAPSCREW – HEX HD						
	553		CAT# 8T-4122	13	WASHER – FLAT						
	600		CAT# 160-5284	1	CONNECTING SHAFT M25						
	601		CAT# 8H-7521	1	O RING –239 3-5/8"ID 1/8"CS						
	603		CAT# 008-1717	1	NEEDLE BEARING						
	606		CAT# 159-9714	1	BACK-UP WASHER 1.875 ID						
	607		CAT# 132-6581	1	OIL SEAL C/R 18549 1.875 X 2.400 X 0.250						
	700		CAT# 160-5248	1	BRAKE HOUSING M30-02						
	707		CAT# 2D-6533	1	O RING –278 12"ID 1/8"CS						
	712		CAT# 160-5251	1	BRAKE SPACER M25						
	713		CAT# 160-5227	6	DIVIDER PLATE BORG						
	715		CAT# 160-5228	5	FRICTION PLATE						
	719		CAT# 1K-6995	1	CIRCLIP ROTOR CLIP SH-187						
	720		CAT# 160-5297	1	BRAKE HUB M25						
	722		CAT# 108-5866	1	SPRAG CLUTCH ALIGNER						
	723		CAT# 108-5867	1	SPRAG CLUTCH						
	724		CAT# 108-5868	1	SPRAG CLUTCH ALIGNER H25 RIGHT						
	734		CAT# 160-5242	1	PLUG M/H25 ACCESS						
	735		CAT# 3S-9233	1	O RING –123 1-3/16"ID 3/32"CS						
	750		CAT# 160-5291	1	PISTON M/H25						
	751		CAT# 160-5266	1	O RING –90 DURO –451 11"ID π"CS						
	752		CAT# 108-5871	14	BRAKE SPRING 4G 5C 2.270 X 1.230						
	753		CAT# 160-5267	1	O RING –90 DURO –452 11-1/2"ID π"CS						

# AS – HOOK WINCH

## 035-64-002 BRAKE GROUP – HOOK WINCH (contd.)



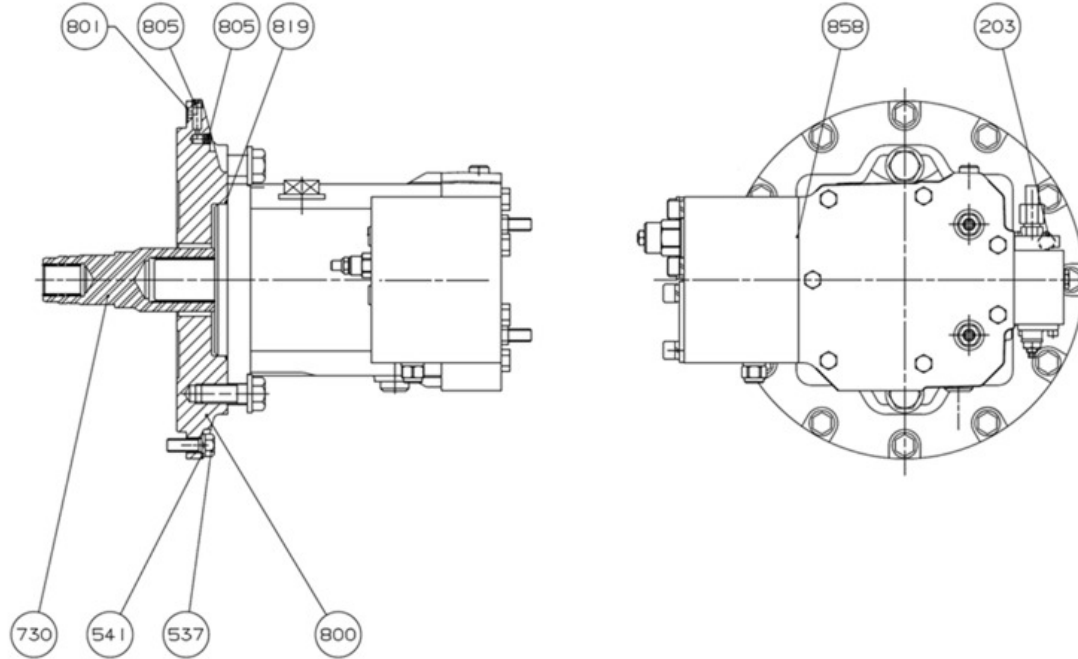
GRAPHIC #1

<END>

# AS – HOOK WINCH

## 035-64-002 MOTOR ADAPTOR – HOOK WINCH

NOTE	REF NO	GRAPHIC REF	PART NUMBER	QTY	PART NAME						SEE PAGE
					1	2	3	4	5	6 (PRODUCT LEVEL)	
	203		CAT# 095-0967	1	PIPE PLUG 3/8 NPT SOC STEEL						
	537		CAT# 5P-2566	18	CAPSCREW - HEX HEAD 1/2 - 13NC X 1.50 GR						
	541		CAT# 8T-4223	18	LOCKWASHER 1/2 "						
	730		CAT# 160-5285	1	MOTOR DRIVE SHAFT M/H25 -173 SPEC 477						
	800		CAT# 160-5321	1	MOTOR ADAPTOR M/H25 SAE D 2-BOLT MOUNT						
	801		CAT# 095-1750	3	O RING -90 DURO -013 7/16"ID 1/16"CS						
	805		CAT# 085-8893	2	PIPE PLUG 1/8 NPT HEX SOC						
	819		CAT# 5P-3864	1	O RING -163 6"ID 3/32"CS						
	858		CAT# 4F-7391	2	O RING -219 1-5/16"ID 1/8"CS						



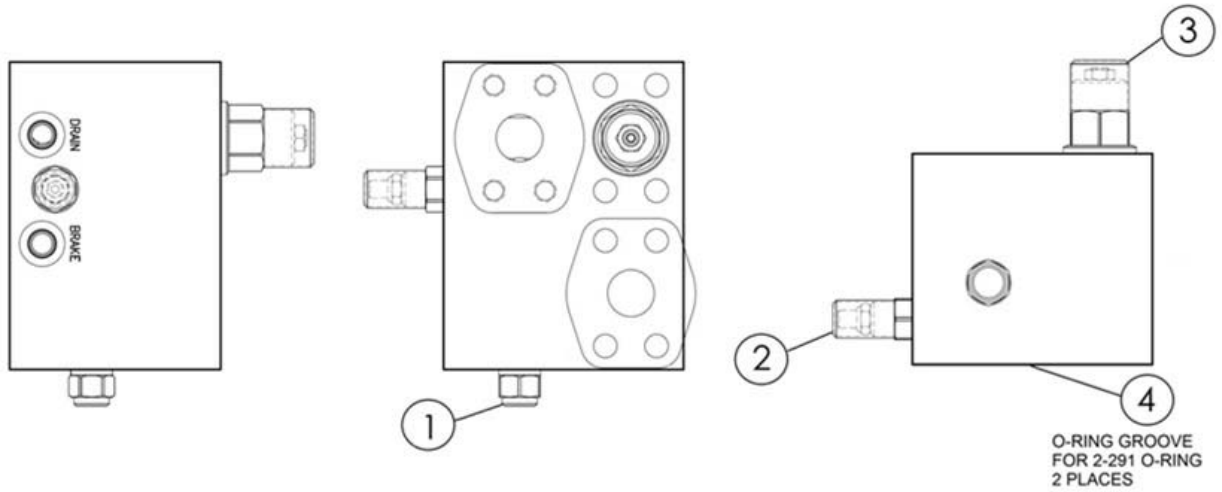
GRAPHIC #1

<END>

# AS – HOOK WINCH

## 035-64-003 FC – COMBINATION MANIFOLD

NOTE	REF NO	GRAPHIC REF	PART NUMBER	QTY	PART NAME						SEE PAGE
					1	2	3	4	5	6 (PRODUCT LEVEL)	
	1		100009	1	DIRECTIONAL VALVE						
	2		100010	1	PRESSURE REDUCING VALVE						
	3		100011	1	COUNTERBALANCE VALVE						
	4		PARK# 2-2198	2	O-RING						



GRAPHIC #1

<END>

# AS – HOOK WINCH

## 006-60-003 FC - HYD MTR 2-SP

NOTE	REF NO	GRAPHIC REF	PART NUMBER	QTY	PART NAME						SEE PAGE
					1	2	3	4	5	6 (PRODUCT LEVEL)	
M	1		CAT# 096-9655	9	BOLT (M14X2X70-MM)						
	2		CAT# 105-6148	1	VALVE GP-SHUTTLE (PISTON MOTOR)						
	3		CAT# 106-0699	1	PLUG						
	4		CAT# 116-3195	1	PLUG AS						
			CAT# 8C-3093	1	SEAL-O-RING						
	5		CAT# 117-8210	2	DOWEL						
	6		CAT# 121-9910	1	RING						
	7		CAT# 121-9911	1	BEARING						
	8		CAT# 121-9912	1	SHAFT						
	9		CAT# 121-9913	2	BEARING						
	10		CAT# 121-9914	1	CRADLE						
	11		CAT# 121-9915	3	SLEEVE						
	12		CAT# 121-9916	9	PISTON						
	13		CAT# 121-9917	1	WASHER (66.5X133X5.5-MM THK)						
B	14		CAT# 121-9918	1	PLATE (0.05MM THK)						
B	15		CAT# 121-9919	1	PLATE (0.075MM THK)						
B	16		CAT# 121-9920	1	PLATE (0.01MM THK)						
	17		CAT# 121-9921	1	PLATE						
B	18		CAT# 121-9922	1	PLATE (0.05MM THK)						
B	19		CAT# 121-9923	1	PLATE (0.01MM THK)						
B	20		CAT# 121-9924	1	PLATE (0.075MM THK)						
	21		CAT# 121-9925	1	PLATE						
	22		CAT# 121-9926	1	HOUSING						
	23		CAT# 121-9927	1	WASHER (44.4X57.6X5-MM THK)						
	24		CAT# 121-9928	1	SPRING						
	25		CAT# 121-9929	1	WASHER						
B	26		CAT# 121-9930	1	SHIM (1-MM THK)						
	27		CAT# 121-9931	1	WASHER (1-MM THK)						
	28		CAT# 121-9932	1	PLATE						
B	29		CAT# 121-9935	2	WASHER (1.5-MM THK)						
B	30		CAT# 121-9936	2	WASHER (1.6-MM THK)						
B	31		CAT# 121-9937	2	WASHER (1.7-MM THK)						
B	32		CAT# 121-9938	2	WASHER (1.8-MM THK)						
B	33		CAT# 121-9939	2	WASHER (1.9-MM THK)						
B	34		CAT# 121-9940	2	WASHER (0.5-MM THK)						
	35		CAT# 121-9941	2	RING						
	36		CAT# 121-9942	2	PIPE						
	37		CAT# 121-9943	2	RING						
	38		CAT# 121-9944	1	PISTON						
	39		CAT# 121-9945	1	PISTON						
B	40		CAT# 143-6159	1	SHIM (1-MM THK)						
B	41		CAT# 143-6160	1	SHIM (1.05-MM THK)						
B	42		CAT# 143-6161	1	SHIM (1.1-MM THK)						
B	43		CAT# 143-6162	1	SHIM (1.15-MM THK)						
B	44		CAT# 143-6163	1	SHIM (1.2-MM THK)						
B	45		CAT# 143-6164	1	SHIM (1.25-MM THK)						
B	46		CAT# 143-6165	1	SHIM (1.5-MM THK)						
B	47		CAT# 143-6166	1	SHIM (1.75-MM THK)						
	48		CAT# 148-1862	1	HOUSING						
	49		CAT# 183-5922	1	BEARING						
	50		CAT# 196-3787	1	HOUSING						
	51		CAT# 196-3788	1	PLUG						
	52		CAT# 196-3789	2	PIN						
	53		CAT# 196-3790	1	REGULATOR AS						
			CAT# 8C-3093	1	SEAL-O-RING						
			CAT# 8U-3875	2	PLUG						
			CAT# 9T-5039	2	PLUG						
			CAT# 131-4678	2	NOZZLE						

# AS – HOOK WINCH

## 006-60-003 FC - HYD MTR 2-SP (contd.)

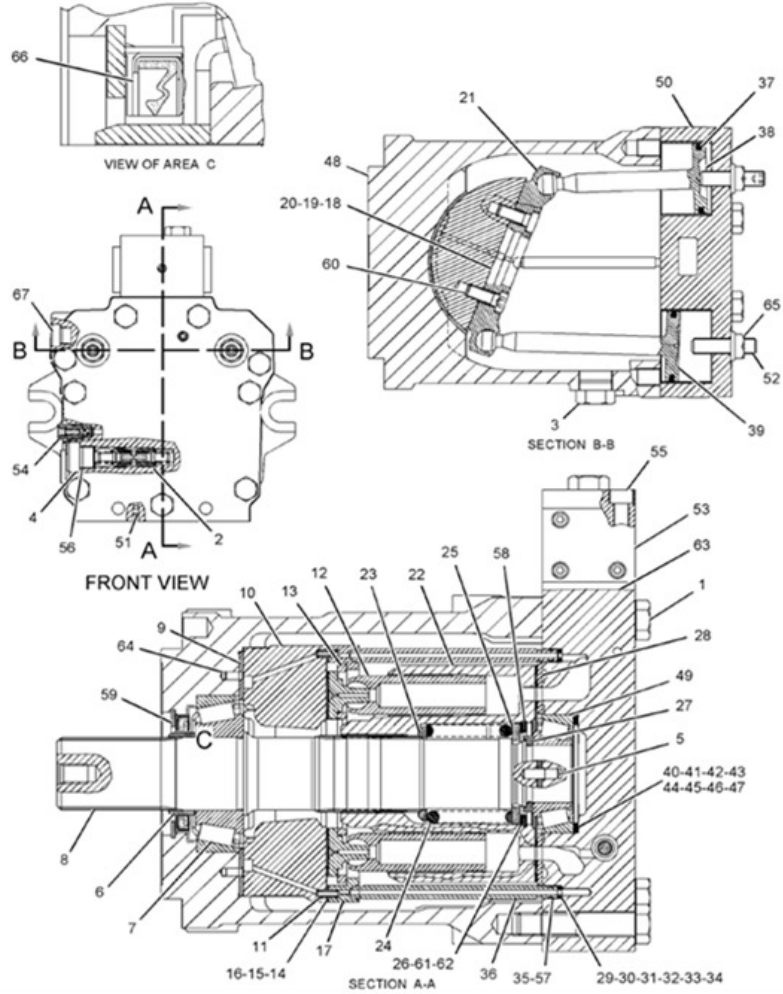
NOTE	REF NO	GRAPHIC REF	PART NUMBER	QTY	PART NAME						SEE PAGE
					1	2	3	4	5	6 (PRODUCT LEVEL)	
			CAT#166-3718	1	SEAL-O-RING						
			CAT#196-3791	2	VALVE-CHECK						
	54		CAT#5W-8518	1	VALVE GP-CHECK (PISTON MOTOR)						
M	55		CAT#6V-5192	4	BOLT-SOCKET HEAD (M8X1.25X30-MM)						
	56		CAT#8C-3093	1	SEAL-O-RING						
	57		CAT#8C-3131	2	SEAL-O-RING						
	58		CAT#8T-9598	1	RING-RETAINING						
	59		CAT#8T-9599	1	RING-RETAINING						
M	60		CAT#8U-3297	4	BOLT (M10X25X25-MM)						
B	61		CAT#8U-5009	1	SHIM (0.1-MM THK)						
B	62		CAT#8U-5010	1	SHIM (0.3-MM THK)						
	63		CAT#8U-5942	6	SEAL-O-RING						
	64		CAT#8U-9480	2	PIN						
M	65		CAT#9T-4901	2	NUT (M12X1-THD)						
	66		CAT#9T-4912	1	SEAL-LIP TYPE						
	67		CAT#9T-6322	1	PLUG AS						
			CAT#8C-3082	2	SEAL-O-RING						

B-USE AS REQUIRED  
M-METRIC PART



# AS – HOOK WINCH

006-60-003 FC - HYD MTR 2-SP (contd.)



GRAPHIC #1

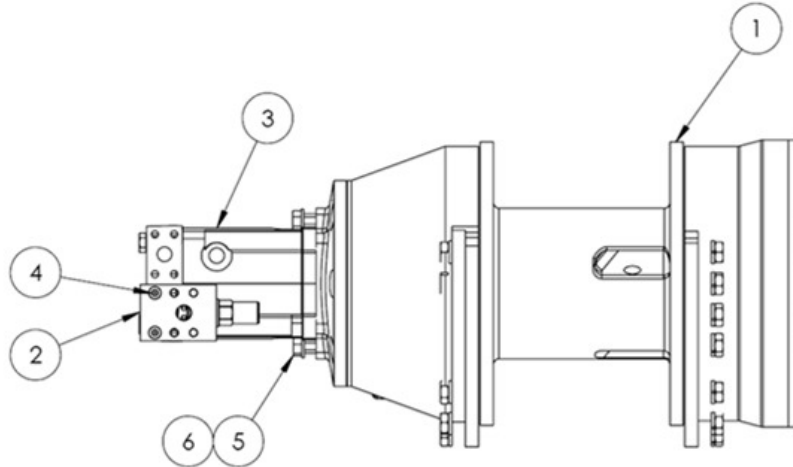
<END>



# AS – BOOM WINCH

## 035-65-001 AS – BOOM WINCH

NOTE	REF NO	GRAPHIC REF	PART NUMBER	QTY	PART NAME						SEE PAGE
					1	2	3	4	5	6 (PRODUCT LEVEL)	
	1		035-65-002	1	FC – BOOM WINCH						670
	2		035-65-003	1	FC – CBAL MANF						678
	3		006-60-004	1	FC – HYD MTR 1-SP						680
	4		CAT# 7X-2436	2	HDW – HEX SOCKET HEAD BOLT – M12X1.75X100						
	5		CAT# 7X-0345	2	BOLT – 5/8-11 X 1.75 UNC HEX						
	6		CAT# 8T-4122	2	HDW – WASHER 5/8						



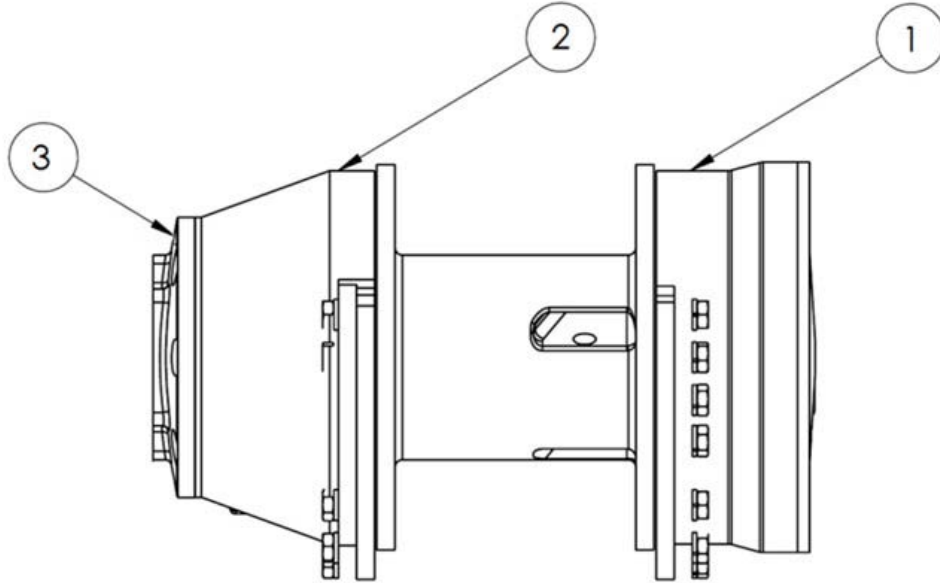
GRAPHIC #1

<END>

# AS – BOOM WINCH

## 035-65-002 FC – BOOM WINCH - FF

NOTE	REF NO	GRAPHIC REF	PART NUMBER	QTY	PART NAME						SEE PAGE
					1	2	3	4	5	6	
	1		SEE DESCRIPTION	1	FINAL DRIVE - BOOM WINCH						
	2		SEE DESCRIPTION	1	BRAKE GROUP BOOM WINCH						
	3		SEE DESCRIPTION	1	MOTOR GROUP – BOOM WINCH						



GRAPHIC #1

<END>

# MEMORANDA

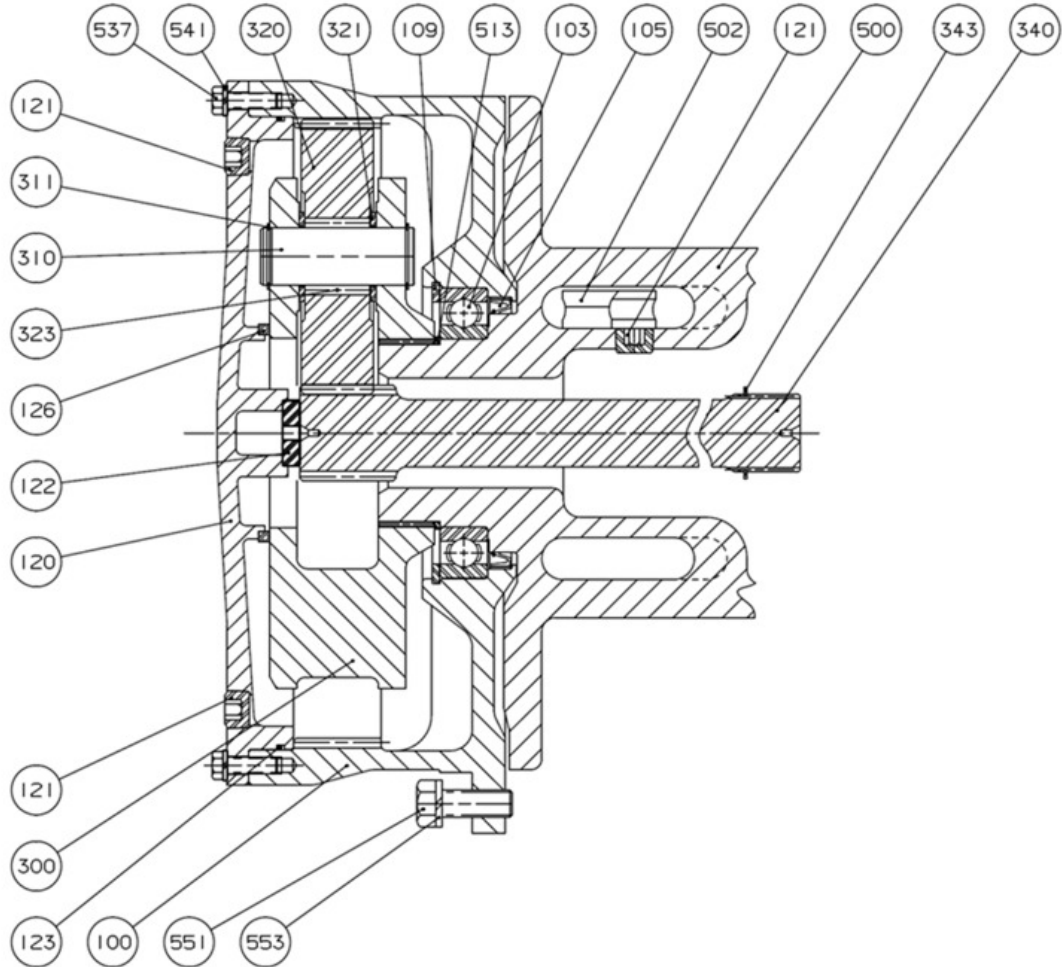
# AS – BOOM WINCH

## 035-65-002 FINAL DRIVE - BOOM WINCH

NOTE	REF NO	GRAPHIC REF	PART NUMBER	QTY	PART NAME						SEE PAGE
					1	2	3	4	5	6 (PRODUCT LEVEL)	
	100		CAT# 159-9635	1	FINAL HOUSING M/H20 SPEC-499						
	103		CAT# 8F-2021	1	BALL BEARING 110 X 170 X 28 # 6022						
	105		CAT# 141-6602	1	OIL SEAL WIPER LIP						
	109		CAT# 1N-5410	1	CIRCLIP ROTOR CLIP HO-662						
	120		CAT# 159-9646	1	END COVER M20						
	121		CAT# 141-1546	4	PIPE PLUG 1/2 NPT SOC STEEL						
	122		100012	1	SUNGEAR STOPPER						
	123		CAT# 4S-5879	1	O RING -280 14"ID 1/8"CS						
	126		100013	1	PLANET HUB STOPPER M/H12 FINAL						
	300		CAT# 159-9656	1	PLANET HUB M/H18D FINAL						
	310		CAT# 108-8552	1	PLANET PIN M/H18 FINAL						
	311		CAT# 4D-8309	1	CIRCLIP ROTOR CLIP SH-131						
	320		CAT# 159-9660	1	PLANET GEAR H/M18D FINAL						
	321		CAT# 5S-6145	1	THRUST WASHER						
	323		CAT# 108-8554	1	LOOSE ROLLER 7/32 DIA X 1.50						
	340		100014	1	SUNGEAR M18D-01 FINAL						
	343		CAT# 4K-4284	1	CIRCLIP ROTOR CLIP SH-215						
	500		CAT# 159-9685	1	CABLE DRUM 18-05 8.5 X 16.0 X 10.0						
	502		CAT# 180-3984	1	CABLE ANCHOR (LOCKING) SUB-ASS M20D 3/4						
	513		CAT# 6V-4495	1	CIRCLIP ROTOR CLIP SH-425						
	537		CAT# 8T-8919	16	CAPSCREW - HEX HEAD 3/8 - 16NC X 1.25 GR						
	541		CAT# 8T-4223	16	LOCKWASHER 3/8"						
	551		CAT# 152-3774	28	CAPSCREW - HEX HEAD						
	553		CAT# 5M-2894	28	WASHER - FLAT						

# AS – BOOM WINCH

## 035-65-002 FINAL DRIVE - BOOM WINCH (contd.)



GRAPHIC #1

<END>

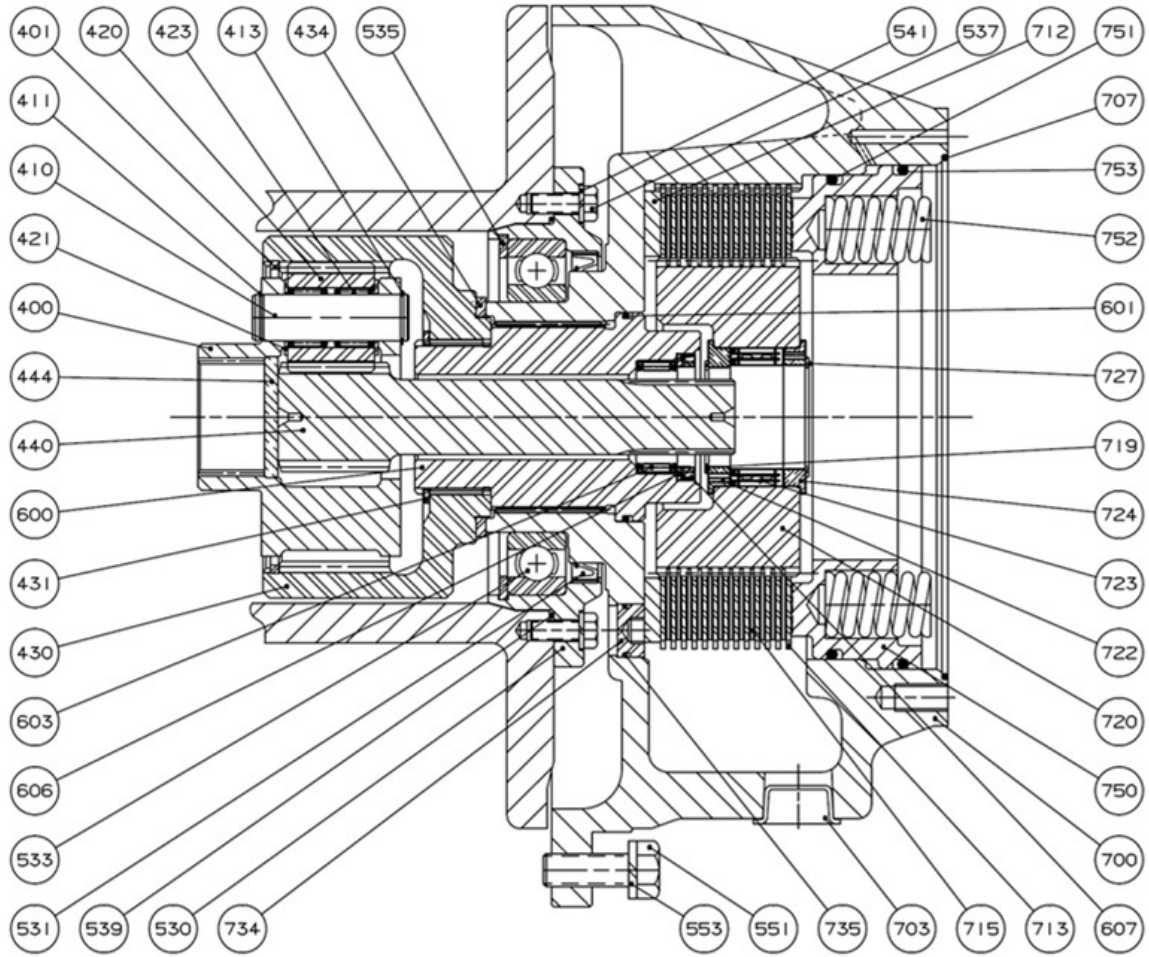
# AS – BOOM WINCH

## 035-65-002 BRAKE GROUP - BOOM WINCH

NOTE	REF NO	GRAPHIC REF	PART NUMBER	QTY	PART NAME						SEE PAGE
					1	2	3	4	5	6 (PRODUCT LEVEL)	
	400		100019	1	PLANET HUB M18-386 PRIMARY						
	401		100027	1	RETAINING RING INT 5/32 X 5/32 X 6.25 OD						
	410		100020	1	PLANET PIN M18-386 PRIMARY						
	411		CAT# 9U-3925	1	CIRCLIP ROTOR CLIP C-87						
	413		CAT# 8M-6393	1	CIRCLIP ROTOR CLIP SH-87						
	420		100018	1	PLANET GEAR M18-386 PRIMARY						
	421		100034	1	THRUST WASHER						
	423		100031	1	NEEDLE BEARING						
	430		100024	1	INTERNAL GEAR PRIMARY M18-386						
	431		100039	1	CIRCLIP ROTOR CLIP SH-287						
	434		100026	1	SPACER M18-386 INTERNAL GEAR						
	440		100021	1	SUNGEAR M18-386 PRIMARY						
	444		100023	1	SUNGEAR STOPPER M18-386 PRIMARY						
	530		100028	1	BEARING FLANGE M18-386						
	531		CAT# 141-6602	1	OIL SEAL WIPER LIP						
	533		CAT# 8F-2021	1	BALL BEARING 110 X 170 X 28 # 6022						
	535		CAT# 1N-5410	1	CIRCLIP ROTOR CLIP HO-662						
	537		CAT# 8T-8919	16	CAPSCREW - HEX HEAD 3/8 - 16NC X 1.25 GR						
	539		100035	1	O RING -168 7-1/4"ID 3/32"CS						
	541		CAT# 8T-4223	16	LOCKWASHER 3/8"						
	551		CAT # 7X-0345	28	CAPSCREW - HEX HEAD						
	553		CAT # 8T-4122	28	WASHER - FLAT						
	600		100025	1	CONNECTING SHAFT M18 SPEC 386						
	601		CAT# 8H-7521	1	O RING -239 3-5/8"ID 1/8"CS						
	603		CAT# 008-1717	1	NEEDLE BEARING						
	606		CAT# 159-9714	1	BACK-UP WASHER 1.875 ID. OIL						
	607		CAT# 132-6581	1	OIL SEAL C/R # 18549 1.875 X 2.400 X .25						
	700		100029	1	BRAKE HOUSING M18D - 02 SP-478						
	703		CAT# 2R-5657	1	PIPE PLUG 1 NPT SOC STEEL						
	707		100030	1	O RING -271 9-1/4"ID 1/8"CS						
	712		100016	1	BRAKE SPACER H18						
	713		100033	13	DIVIDER PLATE						
	715		100032	12	FRICTION PLATE						
	719		CAT# 1K-6995	1	CIRCLIP ROTOR CLIP SH-187						
	720		100022	1	BRAKE HUB M18-386						
	722		CAT# 108-5866	1	SPRAG CLUTCH ALIGNER						
	723		CAT# 108-5867	1	SPRAG CLUTCH BORG						
	724		CAT# 108-5868	1	SPRAG CLUTCH ALIGNER H25 RIGHT						
	734		100017	1	PLUG M/H18 ACCESS						
	735		100036	1	O RING -117 13/16"ID 3/32"CS						
	750		100015	1	PISTON M/H18						
	751		100037	1	O RING -90 DURO -372 8 3/4"ID 3/16 CS						
	752		CAT# 108-5871	10	BRAKE SPRING #4G 5C 2.270 X 1.230						
	753		100038	1	O RING -90 DURO -373 9"ID 3/16" CS						

# AS – BOOM WINCH

## 035-65-002 BRAKE GROUP - BOOM WINCH (contd.)



GRAPHIC #1

<END>

# AS – BOOM WINCH

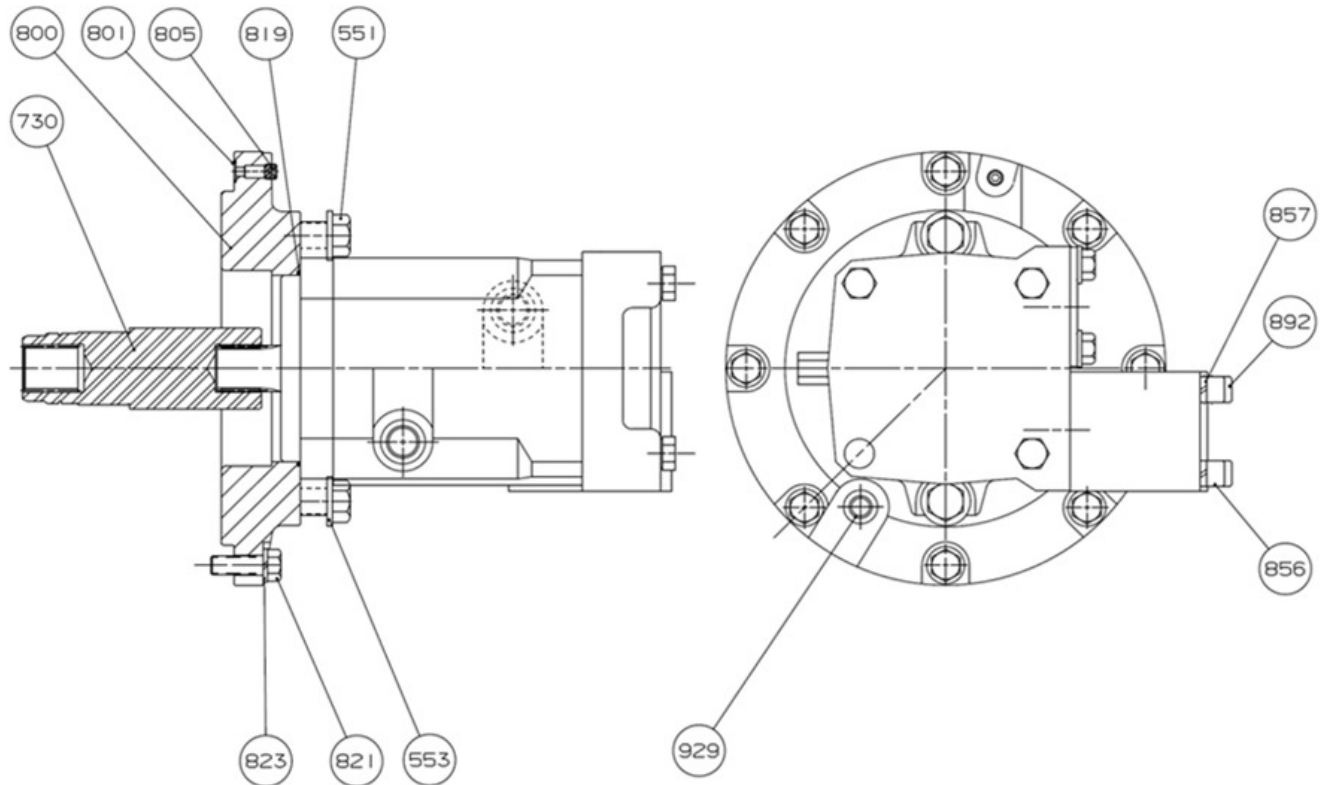
## 035-65-002 MOTOR ADAPTOR – BOOM WINCH

NOTE	REF NO	GRAPHIC REF	PART NUMBER	QTY	PART NAME						SEE PAGE
					1	2	3	4	5	6 (PRODUCT LEVEL)	
	551		CAT# 7X-0345	28	CAPSCREW - HEX HEAD						
	553		CAT # 8T-4122	28	WASHER - FLAT						
	730		CAT# 159-9719	1	MOTOR DRIVE SHAFT M/H18D - C SPLINE						
	800		CAT# 159-9735	1	MOTOR ADAPTOR M/H18 SAE 'C' 2/4 BOLT						
	801		CAT# 095-1750	3	O RING -90 DURO -013 7/16"ID 1/16"CS						
	805		CAT# 085-8893	1	PIPE PLUG 1/8 NPT HEX SOC						
	819		CAT# 7J-6285	1	O RING -159 5"ID 3/32"CS						
	821		CAT# 5P-2566	8	CAPSCREW - HEX HEAD 1/2 - 13NC X 1.50 GR						
	823		CAT# 8T-4223	8	LOCKWASHER 1/2"						
	856		100040	2	CAPSCREW - SOC HEAD M12 X 1.75 X 106						
	857		100041	4	LOCKWASHER M12 HI-COLLAR						
	892		100042	2	CAPSCREW - SOCKET HEAD M12 X 1.75 X 110						
	929		CAT# 095-0967	1	PIPE PLUG 3/8 NPT SOC STEEL						



# AS – BOOM WINCH

035-65-002 MOTOR ADAPTOR – BOOM WINCH (contd.)



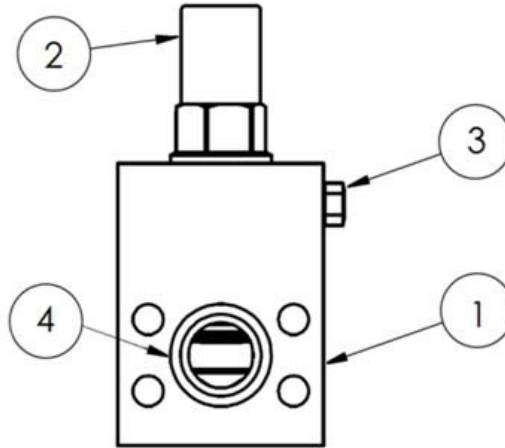
GRAPHIC #1

<END>

# AS – BOOM WINCH

## 035-65-003 FC – CBAL V MANF

NOTE	REF NO	GRAPHIC REF	PART NUMBER	QTY	PART NAME						SEE PAGE
					1	2	3	4	5	6	
	1		100043	1	BODY						
	2		100044	1	COUNTERBALANCE VALVE						
	3		100045	1	#4 SAE PLUG						
	4		PARK# 2 219	1	O-RING						



GRAPHIC #1

<END>

# MEMORANDA

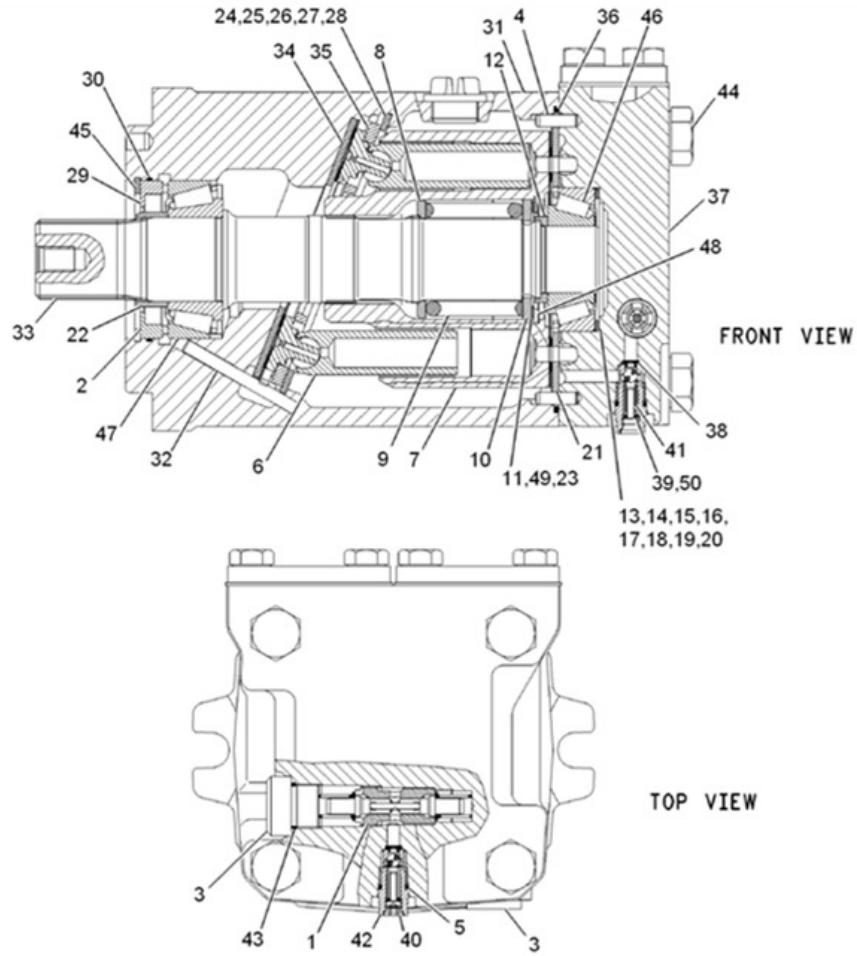
# AS – BOOM WINCH

## 006-60-004 FC – HYD MTR 1-SP

NOTE	REF NO	GRAPHIC REF	PART NUMBER	QTY	PART NAME						SEE PAGE
					1	2	3	4	5	6 (PRODUCT LEVEL)	
	1		CAT# 105-6148	1	VALVE GP-SHUTTLE (PISTON MOTOR)						
	2		CAT# 115-1542	1	SEAL-SHAFT						
	3		CAT# 116-3195	3	PLUG AS						
	*		CAT# 8C-3093	1	SEAL-O-RING * (PART OF ITEM 3)						
	4		CAT# 117-8210	2	DOWEL						
	5		CAT# 117-8216	1	SEAL-O-RING						
	6		CAT# 131-4648	9	PISTON						
	7		CAT# 131-4658	1	HOUSING						
	8		CAT# 131-4659	1	WASHER (39.2X55.6X4MM THK)						
	9		CAT# 131-4660	1	SPRING						
	10		CAT# 131-4661	1	WASHER (36.5X56.9X4-MM THK)						
	11		CAT# 131-4662	1	SHIM (0.1-MM THK)						
	12		CAT# 131-4663	1	SHIM (6.3-MM)						
	13		CAT# 131-4664	1	SHIM (1-MM THK)						
	14		CAT# 131-4665	1	SHIM (1.05-MM THK)						
	15		CAT# 131-4666	1	SHIM (1.1-MM THK)						
	16		CAT# 131-4667	1	SHIM (1.15-MM THK)						
	17		CAT# 131-4668	1	SHIM (1.2-MM THK)						
	18		CAT# 131-4669	1	SHIM (1.25-MM THK)						
	19		CAT# 131-4670	1	SHIM (1.5-MM THK)						
	20		CAT# 131-4671	1	SHIM (1.75-MM THK)						
	21		CAT# 131-4672	1	PLATE						
	22		CAT# 132-6769	1	RING						
	23		CAT# 190-4787	1	SHIM (1-MM THK)						
	24		CAT# 190-4789	1	SHIM (2.97-MM THK)						
	25		CAT# 190-4790	1	SHIM (2.99-MM THK)						
	26		CAT# 190-4791	1	SHIM (3.01-MM THK)						
	27		CAT# 190-4792	1	SHIM (3.03-MM THK)						
	28		CAT# 190-4793	1	SHIM (3.05-MM THK)						
	29		CAT# 190-4794	1	COVER						
	30		CAT# 190-4795	1	SEAL						
	31		CAT# 190-4796	1	HOUSING						
	32		CAT# 190-4797	1	PIN						
	33		CAT# 190-4798	1	SHAFT						
	34		CAT# 190-4799	1	PLATE						
	35		CAT# 190-4800	1	PLATE						
	36		CAT# 190-4803	1	SEAL-ORING						
	37		CAT# 190-4804	1	HOUSING						
	38		CAT# 190-4805	1	NOZZLE						
	39		CAT# 5W-2923	1	WASHER						
	40		CAT# 5W-2936	1	PLUG						
	41		CAT# 5W-2940	1	SPRING						
	42		CAT# 5W-8518	1	VALVE GP-CHECK						
	43		CAT# 8C-3093	2	SEAL-O-RING						
	44		CAT# 8T-0357	4	BOLT (M16X2X70-MM)						
	45		CAT# 8T-9599	1	RING-RETAINING						
	46		CAT# 8U-2566	1	BEARING						
	47		CAT# 8U-5508	1	BEARING-ROLLER						
	48		CAT# 9T-4906	1	RING-RETAINING						
	49		CAT# 9T-6072	1	SPACER (0.3-MM THK)						
	50		CAT# 9X-6284	1	SHIM (0.1-MM THK)						

# AS – BOOM WINCH

006-60-004 FC – HYD MTR 1-SP (contd.)



GRAPHIC #1

<END>

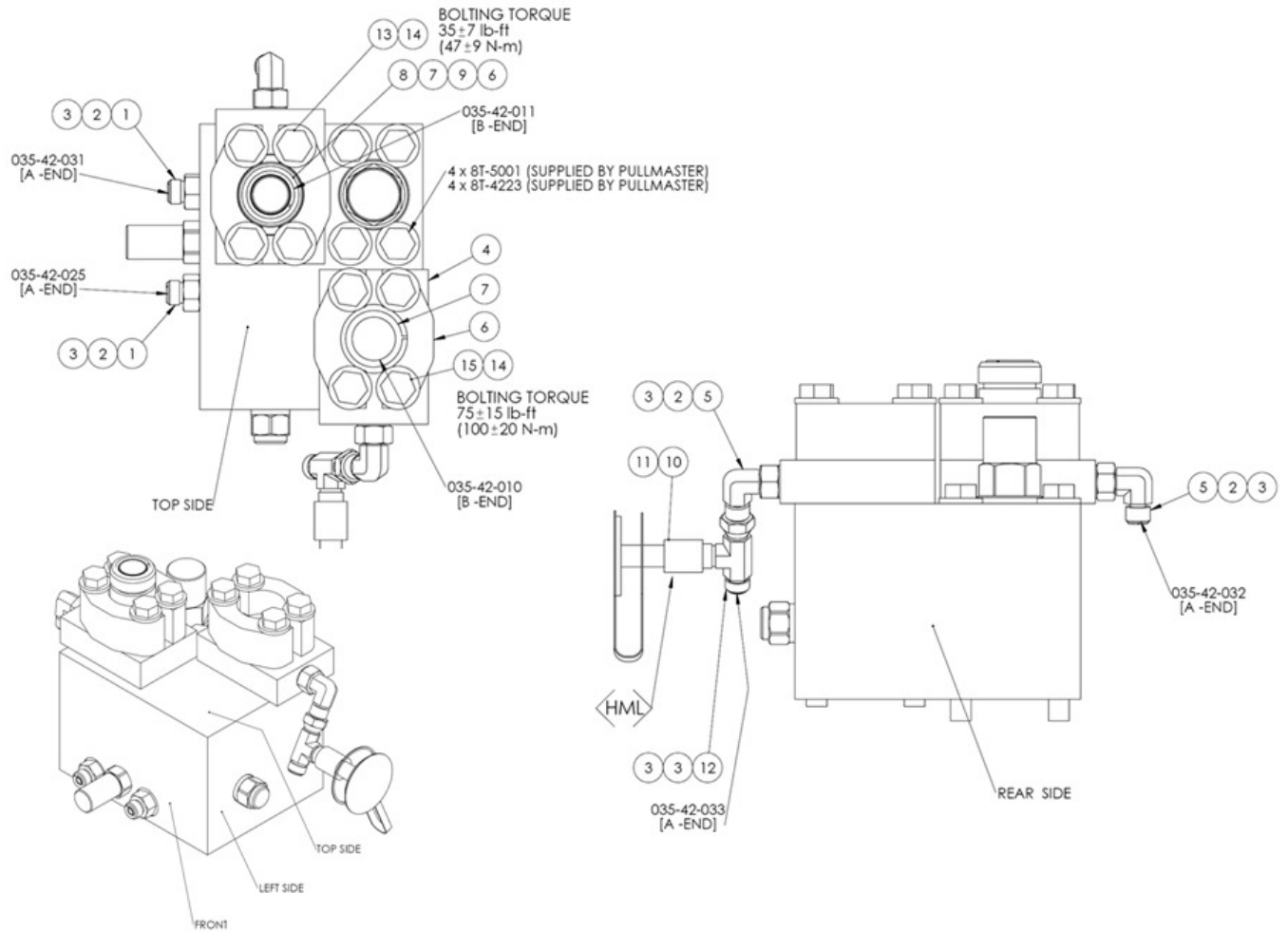
# AS –HOOK WINCH MANIFOLD INSTALLATION

## 035-64-004 AS –HOOK WINCH MANIFOLD INSTALLATION

NOTE	REF NO	GRAPHIC REF	PART NUMBER	QTY	PART NAME						SEE PAGE
					1	2	3	4	5	6	
	1		CAT# 6V-8641	2	ORFS M / STOR BOSS -4/-6						
	2		CAT# 3J-1907	4	O-RING STOR-6						
	3		CAT# 4J-5477	6	O-RING - ORFS -4						
	4		006-60-008	2	CODE 62 SANDWICH GAGE BLOCK, -16						
	5		CAT# 6V-8627	2	90 ELBOW - ORFS M/STOR BOSS -4/-6						
	6		PARK# M2H-16	4	CODE 62 FLANGE HALF -16						
	7		CAT# 4J-0520	2	CODE 61 O-RING SEAL -16						
	8		PARK# 16LOHQ2	1	CONNECTOR - ORFS M/CODE 62 FLANGE -16/-16						
	9		CAT# 5K-9090	1	O-RING ORFS -16						
	10		PARK# PD34BTL	1	TEST NIPPLE -4						
	11		CAT# 6V-0852	1	FF - CAP - DUST						
	12		CAT# 6V-9835	1	TEE - ORFS M / ORFS M / ORFS FM SWIVEL -4/-4/-4						
	13		CAT# 8T-4648	4	HDW - BOLT M12X1.75X70						
	14		CAT# 8T-4223	8	1/2", M12 WASHER FLAT, HARD, PLATED						
	15		CAT# 8T-7929	4	HDW - BOLT M12X1.75X180						

# AS -HOOK WINCH MANIFOLD INSTALLATION

## 035-64-004 AS -HOOK WINCH MANIFOLD INSTALLATION (contd.)



GRAPHIC #1

<END>

# AS – COUNTERBALANCE VALVE INSTALLATION

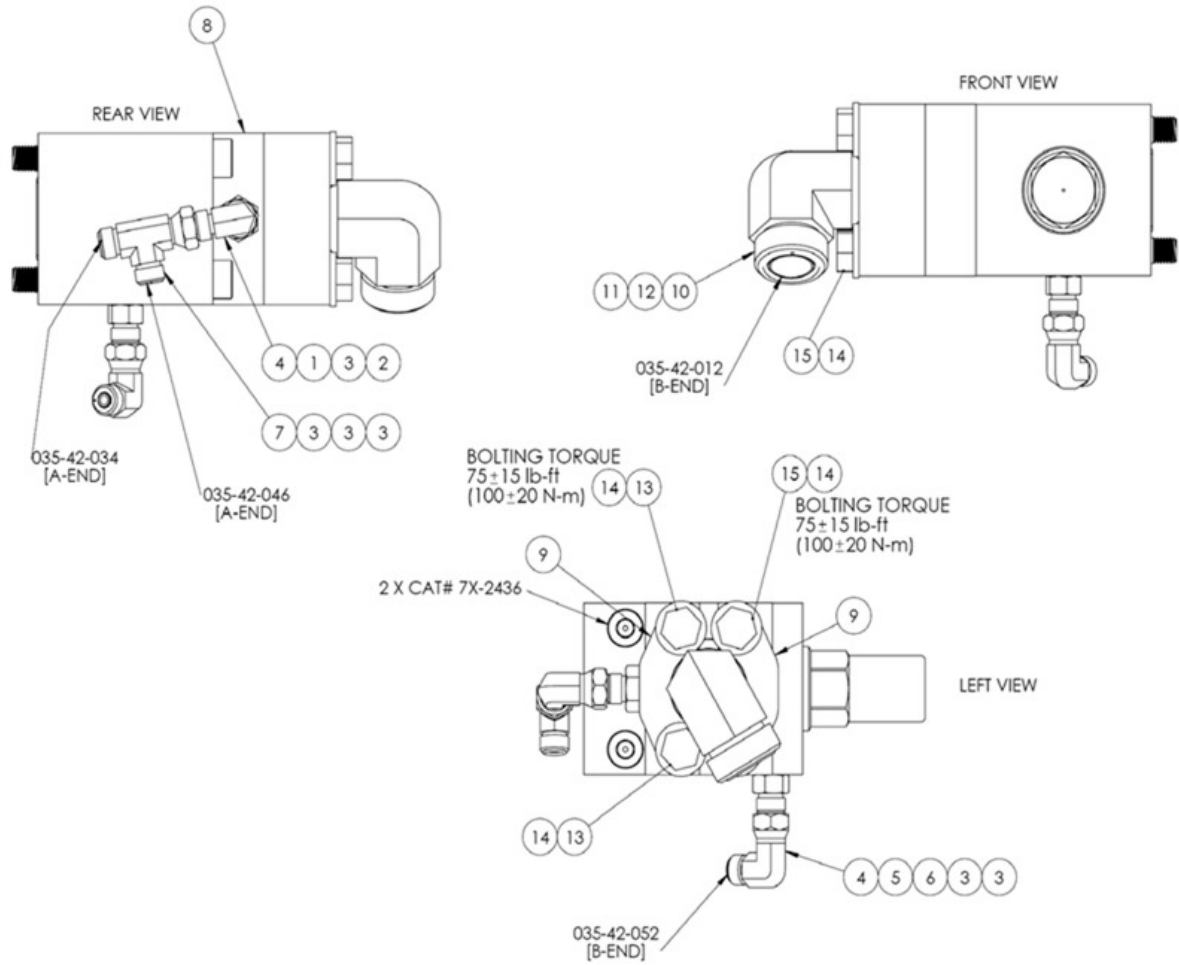
## 035-65-004 AS – COUNTERBALANCE VALVE INSTALLATION

NOTE	REF NO	GRAPHIC REF	PART NUMBER	QTY	PART NAME						SEE PAGE
					1	2	3	4	5	6 (PRODUCT LEVEL)	
	1		CAT# 6V-8641	1	ORFS M / STOR BOSS -4/-6						
	2		CAT# 3J-1907	1	O-RING STOR-6						
	3		CAT# 4J-5477	6	O-RING - ORFS -4						
	4		CAT# 6V-9849	2	90 EL - ORFS M/ORFS FM SW -4/-4						
	5		CAT# 6V-8647	1	ORFS M/STOR BOSS -4/-4						
	6		CAT# 3J-7354	1	O-RING STOR-4						
	7		CAT# 6V-9835	1	TEE - ORFS M / ORFS M / ORFS FM SWIVEL -4/-4/-4						
	8		006-06-007	1	CODE 62 FLANGE, ORB/ORF - 16						
	9		PARK# M2H-16	2	CODE 62 FLANGE HALF -16						
	10		PARK# 6NJM16-16	1	90 ELBOW ORFS M/CODE 62 FLANGE -16/-16						
	11		CAT# 5K-9090	1	O-RING ORFS -16						
	12		CAT# 4J-0520	1	CODE 61 O-RING SEAL -16						
	13		CAT# 8T-5092	2	HDW - BOLT M12X1.75X150						
	14		CAT# 8T-4223	4	1/2", M12 WASHER FLAT, HARD, PLATED						
	15		CAT# 8T-4648	2	HDW - BOLT M12X1.75X70						



# AS – COUNTERBALANCE VALVE INSTALLATION

035-65-004 AS – COUNTERBALANCE VALVE INSTALLATION (contd.)



GRAPHIC #1

<END>

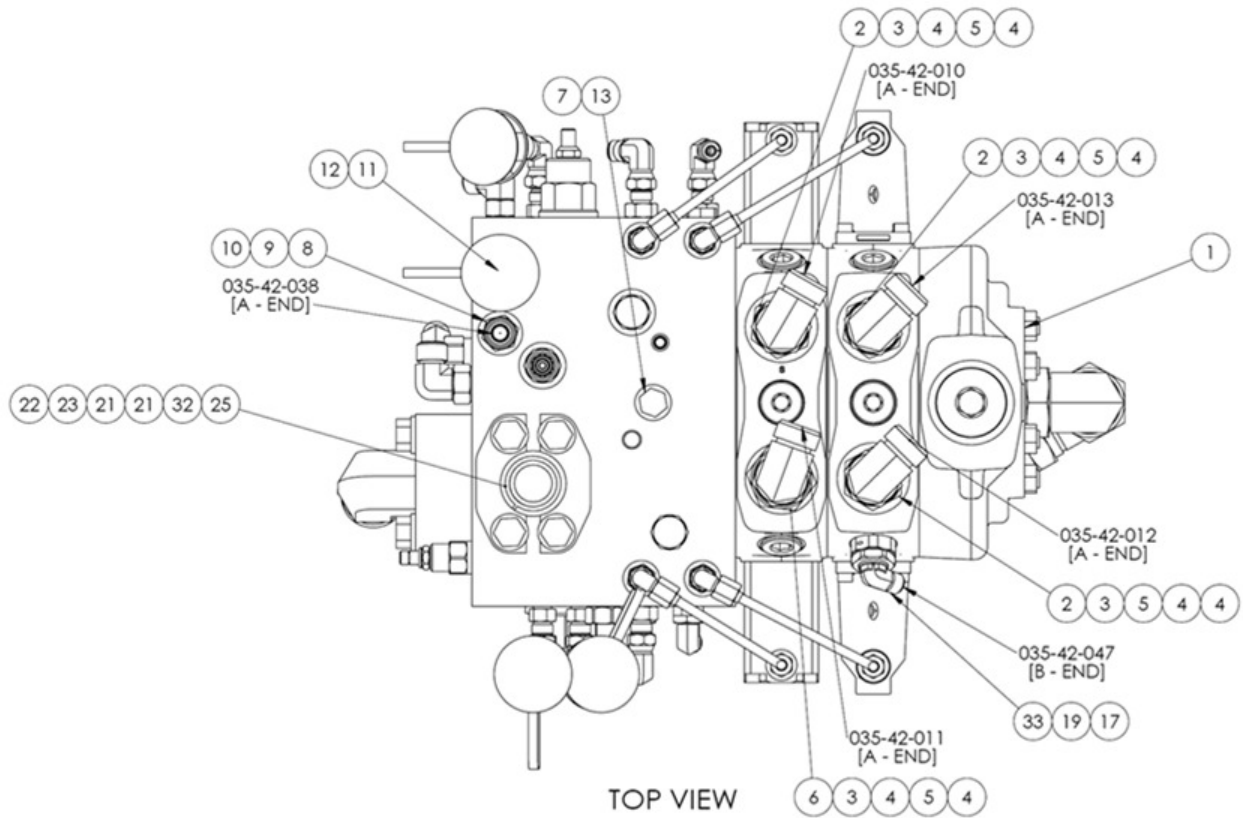
# GP –MAIN FUNCTION MANIFOLD ASSEMBLY

## 035-62-001 GP –MAIN FUNCTION MANIFOLD ASSEMBLY

NOTE	REF NO	GRAPHIC REF	PART NUMBER	QTY	PART NAME						SEE PAGE
					1	2	3	4	5	6 (PRODUCT LEVEL)	
	1		035-62-003	1	FC - MAIN CONTROL VALVE						690
	2		CAT# 6V-8635	3	ORFS M/STOR -16 / -16						
	3		CAT# 7M-8485	4	O-RING STOR -16						
	4		CAT# 5K-9090	9	O-RING ORFS -16						
	5		CAT# 6V-9854	4	90° EL - ORFS M/ ORFS FM SW -16/-16						
	6		PARK# 16_FF5OLO-S	1	LONG STRIGHT ADAPTOR -16 STOR/-16 ORFS						
	7		CAT# 3J-1907	11	O-RING STOR-6						
	8		CAT# 6V-8639	1	ORFS M/STOR -8/-8						
	9		CAT# 3K-0360	2	O-RING STOR-8						
	10		CAT# 6V-8398	3	O-RING ORFS -8						
	11		PARK# PD341	1	TEST NIPPLE - STOR -4						
	12		CAT# 6V-0852	5	FF - CAP - DUST						
	13		CAT# 9S-4191	2	PLUG - HEX HD -6 STOR						
	14		CAT# 6V-8724	2	90° EL - ORFS M/STOR BOSS -6/-6						
	15		CAT# 6V-8397	4	O-RING ORFS-6						
	16		CAT# 6V-8641	4	ORFS M / STOR BOSS -4/-6						
	17		CAT# 4J-5477	17	O-RING - ORFS -4						
	18		CAT# 6V-9849	7	90 EL - ORFS M/ORFS FM SW -4/-4						
	19		CAT# 3J-7354	4	O-RING STOR-4						
	20		PARK# PD34BTL	3	TEST NIPPLE -4						
	21		CAT# 2T-3001	4	FLANGE HALF CODE 62 -20						
	22		CAT# 8T-8919	8	BOLT - 1/2-13 X 1.75 UNC HEX						
	23		CAT# 8T-4223	8	1/2", M12 WASHER FLAT, HARD, PLATED						
	24		CAT# 6V-8625	1	90° EL - ORFS M/STOR BOSS -8/-8						
	25		CAT# 4J-0522	2	O-RING - CODE 61 -20						
	26		CAT# 6V-8400	4	O-RING ORFS -20						
	27		CAT# 6V-8627	2	90 ELBOW - ORFS M/STOR BOSS -4/-6						
	28		CAT# 6V-9009	1	90° EL - ORFS M/STOR BOSS -20/-20						
	29		CAT# 2S-4078	1	O-RING STOR -20						
	30		CAT# 7X-2429	1	TEE - ORFS M/ORFS M/ORFS F SWIVEL -20/-20/-20						
	31		PARK# PD38BTL	1	TEST NIPPLE -8						
	32		100046	1	FLANGE - PORT COVER CODE 62 -20						
	33		CAT# 6V-8628	1	90° EL ORFS M/STOR BOSS -4/-4						
	34		CAT# 6V-9836	1	TEE - ORFS M / ORFS M / ORFS FM SWIVEL -6/-6/-6						
	35		PARK# 20 LOEQ2-S	1	90 ELBOW - ORFS M / CODE 62 FLANGE -20/-20						
	36		CAT# 6V-8647	3	ORFS M/STOR BOSS -4/-4						
	37		CAT# 8T-4195	4	HDW - BOLT M10X1.5X30						
	38		CAT# 8T-4896	4	WASHER - 3/8 IN - FLAT HARD						
	39		CAT# 6V-8948	1	CAPTIVE NUT - ORFS MALE / ORFS FEMALE SWIVEL -16/-20						
	40		CAT# 6V-8944	1	LOOSE NUT - ORFS MALE -8 (USED WITH CAT# 6V-8557)						
	41		CAT# 6V-8557	1	FF - ORFS SWIVEL NUT - NON PLATED -16						

# GP –MAIN FUNCTION MANIFOLD ASSEMBLY

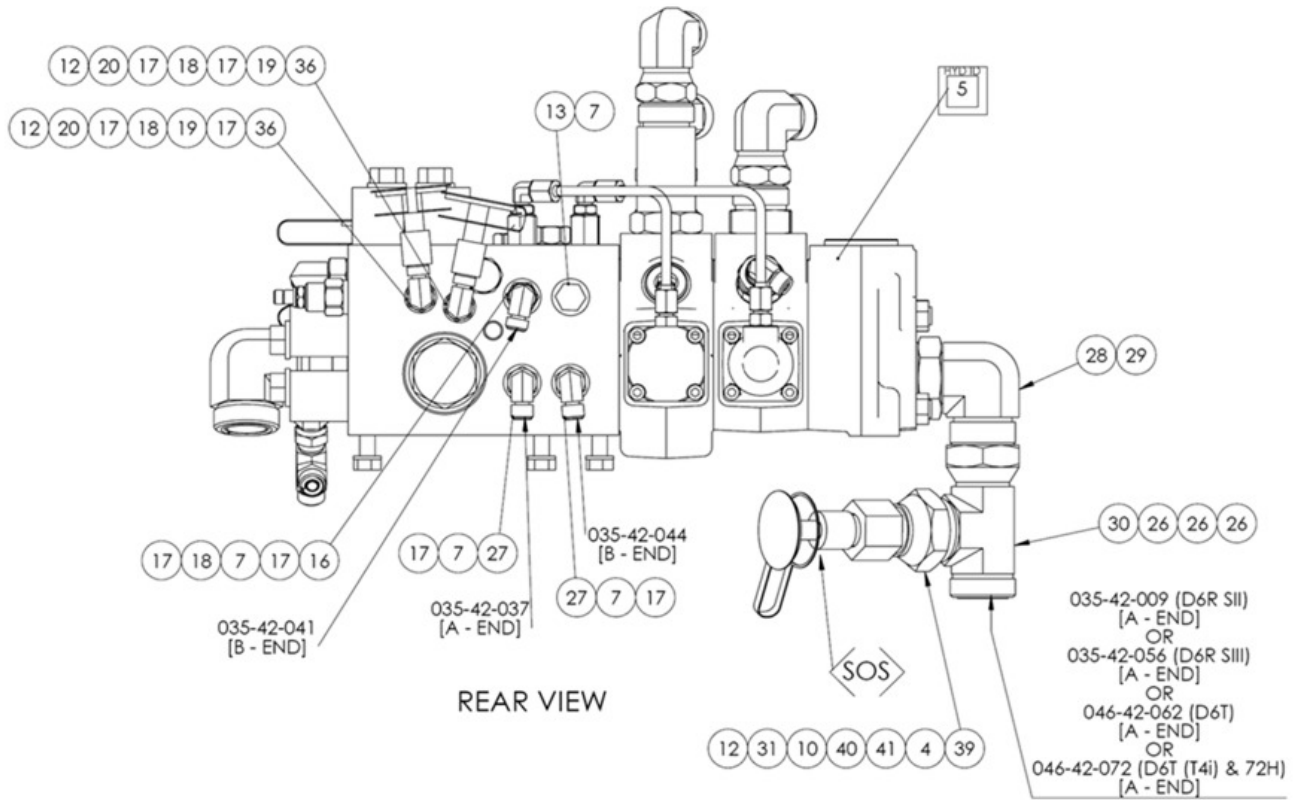
035-62-001 GP –MAIN FUNCTION MANIFOLD ASSEMBLY (contd.)



GRAPHIC #1

# GP –MAIN FUNCTION MANIFOLD ASSEMBLY

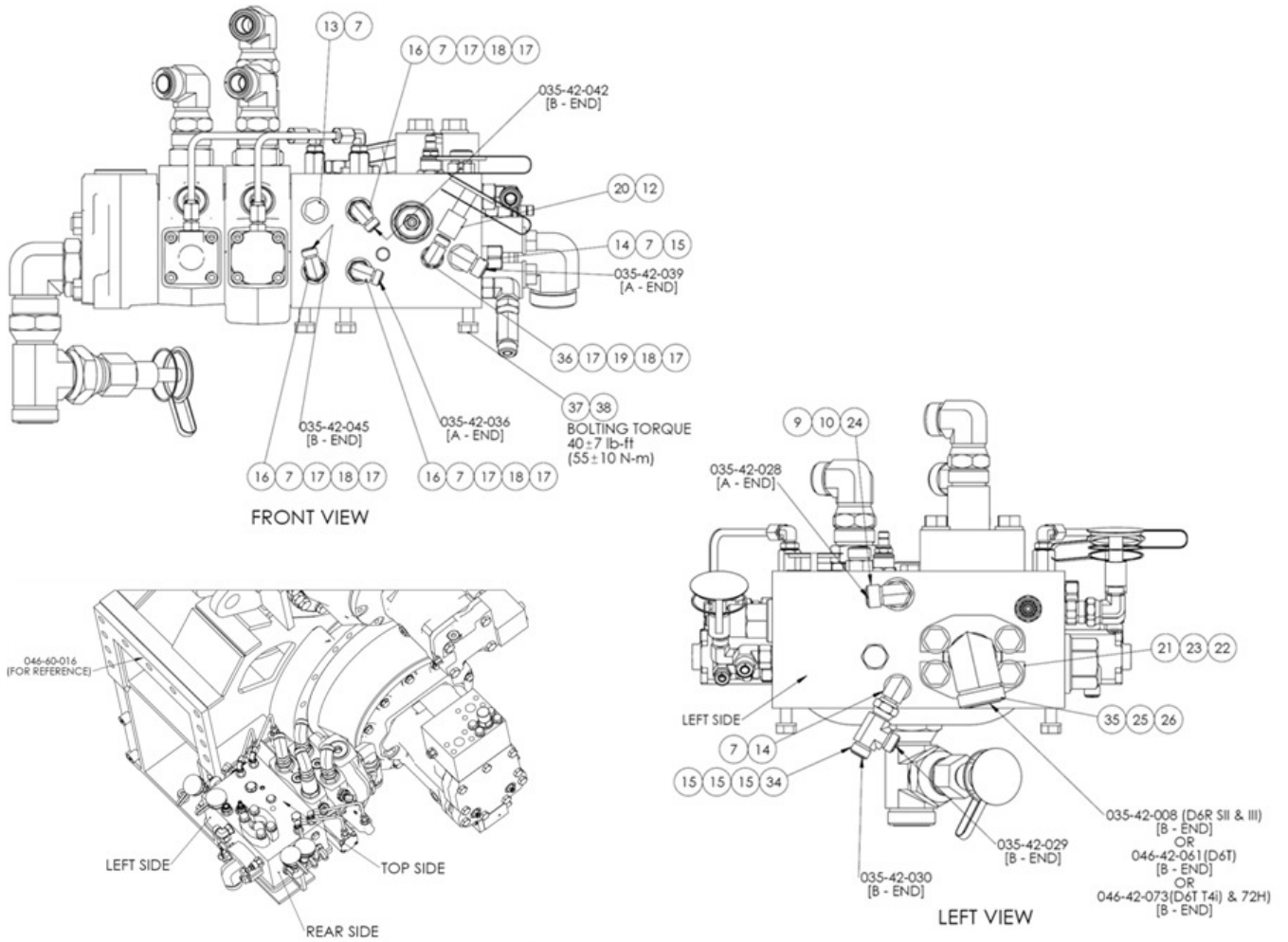
035-62-001 GP –MAIN FUNCTION MANIFOLD ASSEMBLY (contd.)



GRAPHIC #2

# GP –MAIN FUNCTION MANIFOLD ASSEMBLY

035-62-001 GP –MAIN FUNCTION MANIFOLD ASSEMBLY (contd.)



GRAPHIC #3

<END>

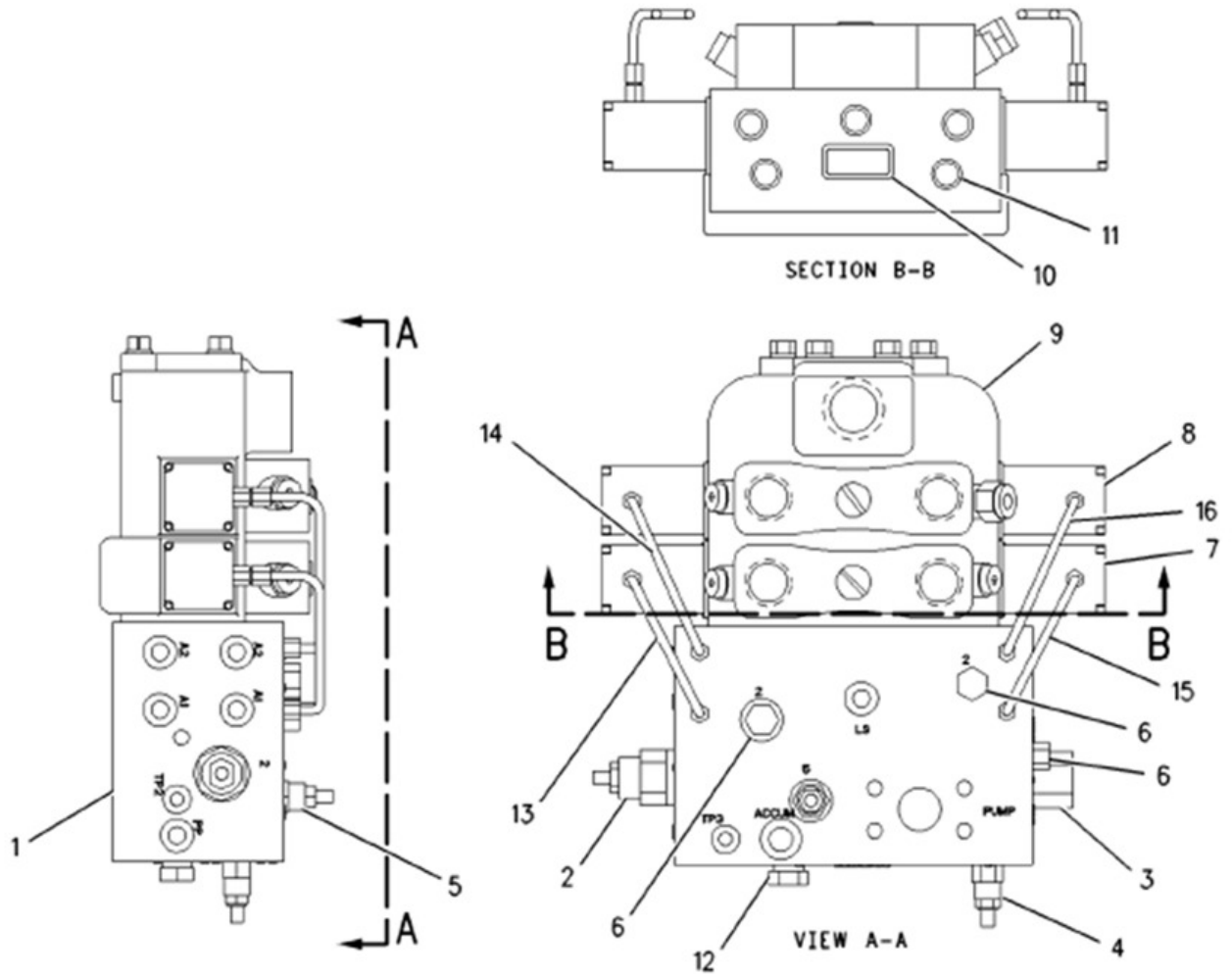
# FC - MAIN CONTROL VALVE

## 035-62-003 FC - MAIN CONTROL VALVE

NOTE	REF NO	GRAPHIC REF	PART NUMBER	QTY	PART NAME						SEE PAGE
					1	2	3	4	5	6 (PRODUCT LEVEL)	
	1		CAT# 163-8426	1	MANIFOLD						
	2		CAT# 163-8427	1	VALVE (RELIEF)						
	3		CAT# 163-8428	1	VALVE (2-WAY PILOT)						
	4		CAT# 163-8429	1	VALVE (3-WAY PILOT)						
	5		CAT# 163-8430	1	VALVE (REDUCING/RELIEVING)						
	6		CAT# 163-8432	3	VALVE (SHUTTLE)						
	7		CAT# 163-8435	1	VALVE (HOOK CONTROL)						
	8		CAT# 163-8436	1	VALVE (BOOM CONTROL)						
	9		CAT# 163-8437	1	MANIFOLD (RETURN)						
	10		CAT# 6V-5597	1	SEAL-O-RING						
	11		CAT# 8T-7878	5	SEAL-O-RING						
	12		CAT# 112-8616	1	SPOOL-VALVE						
	13		CAT# 174-4635	1	TUBE						
	14		CAT# 174-4636	1	TUBE						
	15		CAT# 174-4637	1	TUBE						
	16		CAT# 174-4638	1	TUBE						

# FC - MAIN CONTROL VALVE

035-62-003 FC - MAIN CONTROL VALVE (contd.)



GRAPHIC #1

<END>

# VALVE GP – HOOK CONTROL

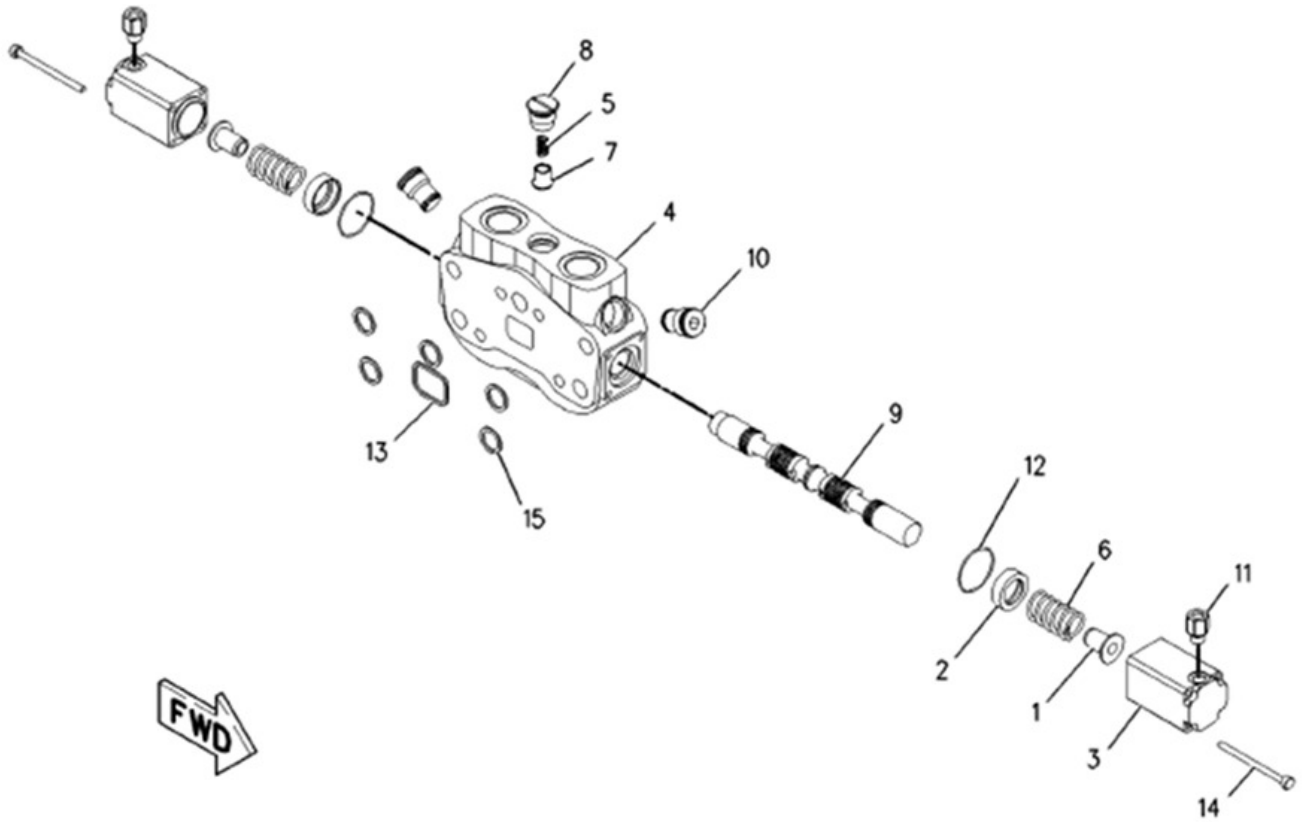
## CAT# 163-8435 VALVE GP – HOOK CONTROL

NOTE	REF NO	GRAPHIC REF	PART NUMBER	QTY	PART NAME						SEE PAGE
					1	2	3	4	5	6 (PRODUCT LEVEL)	
	1		CAT# 108-7054	2	BUSHING						
	2		CAT# 108-7055	2	BUSHING						
	3		CAT# 108-7057	2	CAP-END						
	4		CAT# 108-7061	1	BODY						
	5		CAT# 108-7064	1	SPRING						
	6		CAT# 108-7065	2	SPRING						
	7		CAT# 108-7067	1	VALVE						
	8		CAT# 108-8120	1	PLUG						
	9		CAT# 115-1048	1	SPOOL						
	10		CAT# 174-4631	2	PLUG						
	11		CAT# 174-4633	2	ADAPTER						
	12		CAT# 3J-9015	2	SEAL-O-RING						
	13		CAT# 6V-5597	1	SEAL-O-RING						
	14		CAT# 8T-2397	8	BOLT (M6X1X90-MM)						
	15		CAT# 8T-7878	5	SEAL-O-RING						



# VALVE GP – HOOK CONTROL

CAT# 163-8435 VALVE GP – HOOK CONTROL (contd.)



GRAPHIC #1

<END>

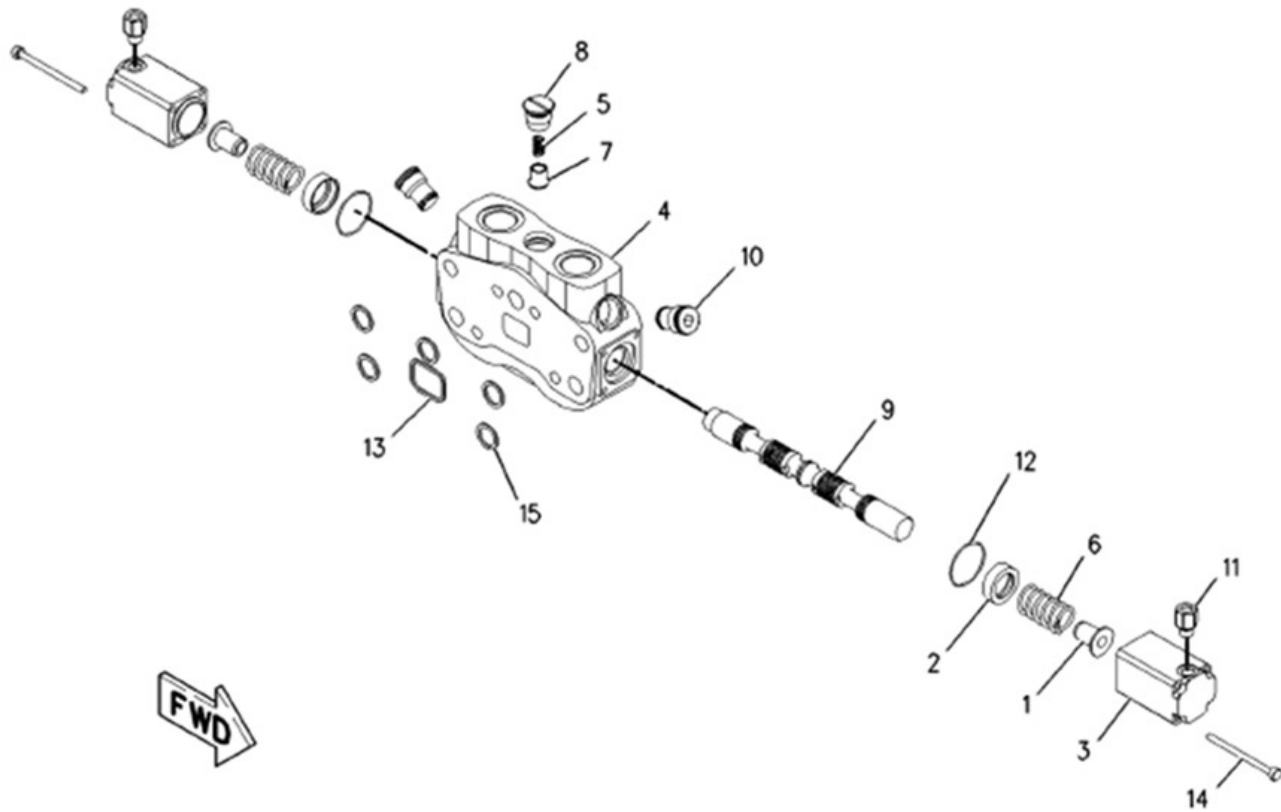
# VALVE GP – BOOM CONTROL

## CAT# 163-8436 VALVE GP – BOOM CONTROL

NOTE	REF NO	GRAPHIC REF	PART NUMBER	QTY	PART NAME						SEE PAGE	
					1	2	3	4	5	6 (PRODUCT LEVEL)		
	1		CAT# 108-7054	2	BUSHING							
	2		CAT# 108-7055	2	BUSHING							
	3		CAT# 108-7057	2	CAP-END							
	4		CAT# 108-7060	1	BODY							
	5		CAT# 108-7064	1	SPRING							
	6		CAT# 108-7065	2	SPRING							
	7		CAT# 108-7067	1	VALVE							
	8		CAT# 108-8120	1	PLUG							
	9		CAT# 115-1048	1	SPOOL							
	10		CAT# 174-4631	1	PLUG							
	11		CAT# 174-4633	3	ADAPTER							
	12		CAT# 174-4634	1	CARTRIDGE							
	13		CAT# 3J-9015	2	SEAL-O-RING							
	14		CAT# 6V-5597	1	SEAL-O-RING							
	15		CAT# 8T-2397	8	BOLT (M6X1X90-MM)							
	16		CAT# 8T-7878	5	SEAL-O-RING							

# VALVE GP – BOOM CONTROL

CAT# 163-8436 VALVE GP – BOOM CONTROL (contd.)



GRAPHIC #1

<END>

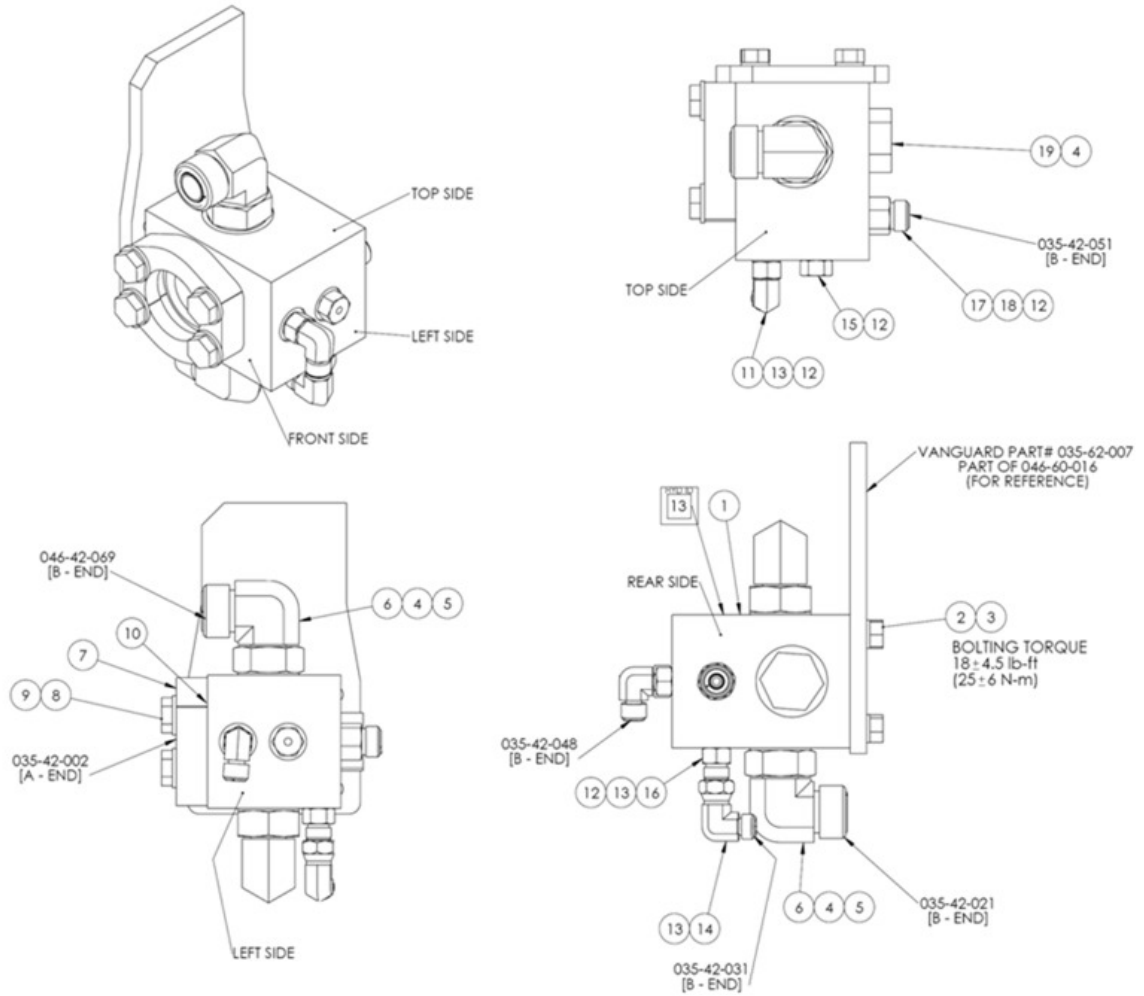
# GP – RETURN MANIFOLD – D6T (T4i) & 72H

## 046-60-035 GP – RETURN MANIFOLD – D6T (T4i) & 72H

NOTE	REF NO	GRAPHIC REF	PART NUMBER	QTY	PART NAME						SEE PAGE
					1	2	3	4	5	6 (PRODUCT LEVEL)	
	1		030-60-073	1	FC - RETURNS MANIFOLD						
	2		CAT# 4M-6425	4	HDW - BOLT 5/16 - 18 X 1"						
	3		CAT# 8T-4224	4	HDW - WASHER M8						
	4		CAT# 3D-2824	3	O-RING STOR -12						
	5		CAT# 6V-9746	2	O-RING ORFS -12						
	6		CAT# 6V-9007	2	90° EL STOR BOSS/ORFS -12/-12						
	7		CAT# 1P-4578	2	CODE 61 SPLIT FLANGE -20						
	8		CAT# 8T-8916	4	HDW - BOLT 7/16-14 X 1 1/2"						
	9		CAT# 8T-5360	4	HDW - 7/16 FLAT WASHER						
	10		CAT# 4J-0522	1	O-RING - CODE 61 -20						
	11		CAT# 6V-8628	1	90° EL ORFS M/STOR BOSS -4/-4						
	12		CAT# 3J-7354	4	O-RING STOR-4						
	13		CAT# 4J-5477	3	O-RING - ORFS -4						
	14		CAT# 6V-9849	1	90 EL - ORFS M/ORFS FM SW -4/-4						
	15		CAT# 9S-4182	1	STOR PLUG -4						
	16		CAT# 6V-8647	1	ORFS M/STOR BOSS -4/-4						
	17		CAT# 6V-9872	1	ORFS M/STOR BOSS -6/-4						
	18		CAT# 6V-8397	1	O-RING ORFS-6						
	19		CAT# 9S-4183	1	STRAIGHT THREAD O-RING BOSS -12						

# GP – RETURN MANIFOLD – D6T (T4i) & 72H

046-60-035 GP – RETURN MANIFOLD – D6T (T4i) & 72H (contd.)



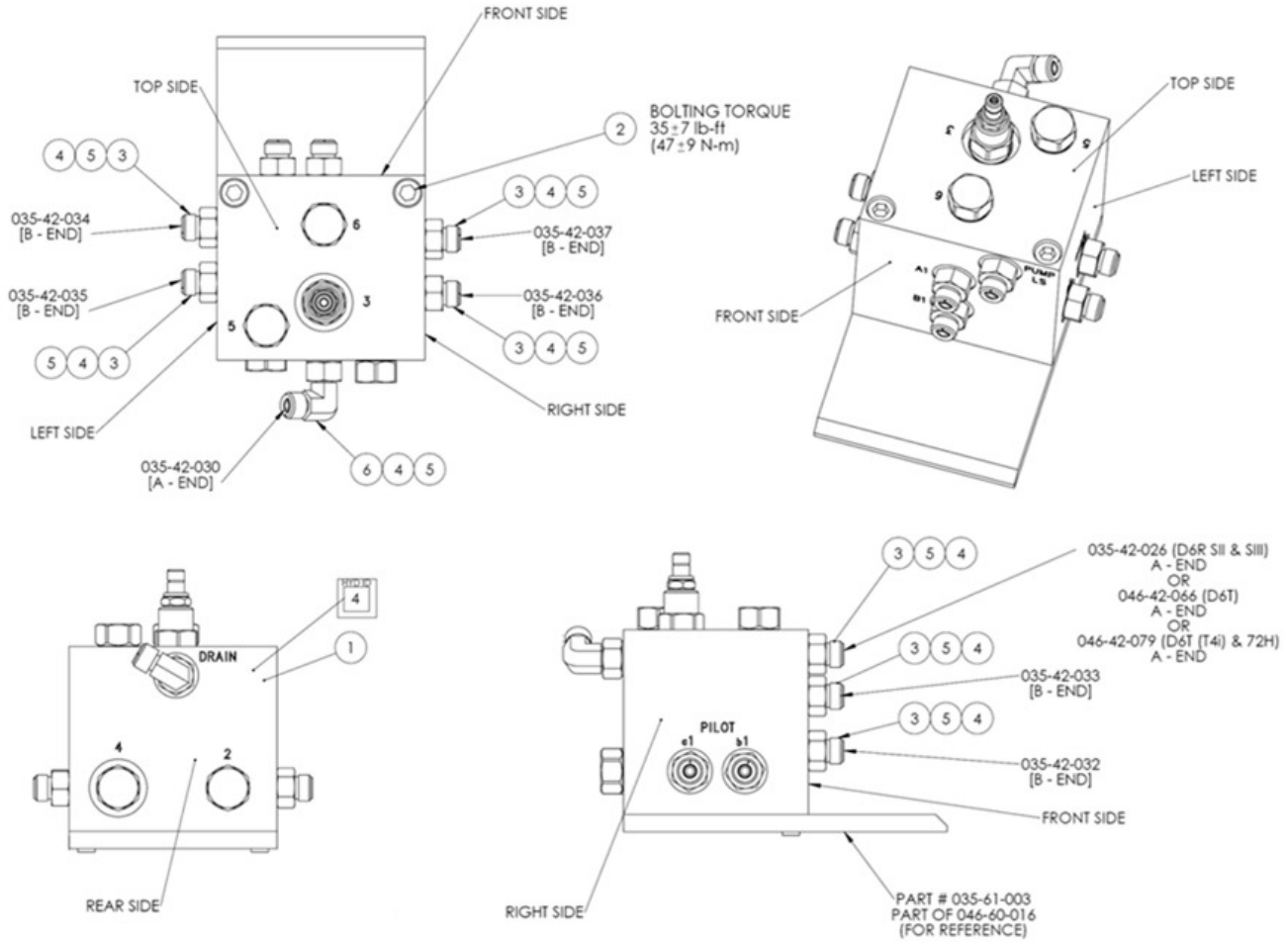
GRAPHIC #1

<END>

# GP – LOAD SENSE

## 035-61-001 GP – LOAD SENSE

NOTE	REF NO	GRAPHIC REF	PART NUMBER	QTY	PART NAME						SEE PAGE
					1	2	3	4	5	6	
	1		029-61-001	1	FC - LOAD SENSE MANF ASSEMBLY						699
	2		CAT# 3B-7614	2	BOLT - 3/8-16 X 4 HEX SOC HD						
	3		CAT# 6V-8641	7	ORFS M / STOR BOSS -4/-6						
	4		CAT# 4J-5477	8	O-RING - ORFS -4						
	5		CAT# 3J-1907	8	O-RING STOR-6						
	6		CAT# 6V-8627	1	90 ELBOW - ORFS M/STOR BOSS -4/-6						



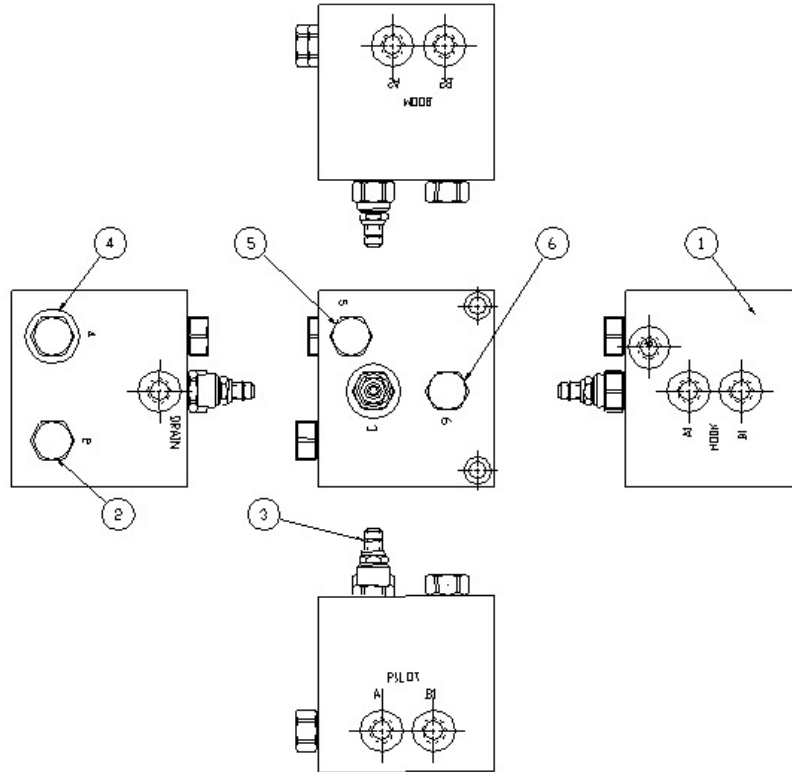
GRAPHIC #1

<END>

# LOAD SENSE MANIFOLD

## 029-61-001 LOAD SENSE MANIFOLD

NOTE	REF NO	GRAPHIC REF	PART NUMBER	QTY	PART NAME						SEE PAGE
					1	2	3	4	5	6	
	1		CAT# 183-6801	1	MANIFOLD						
	2		CAT# 163-8432	1	SHUTTLE VALVE						
	3		CAT# 171-2393	1	VALVE GP-CHECK (PILOT OPERATED) (HOOK, BOOM)						
	4		CAT# 163-8432	1	SHUTTLE VALVE						
	5		CAT# 163-8432	1	SHUTTLE VALVE						
	6		CAT# 163-8432	1	SHUTTLE VALVE						



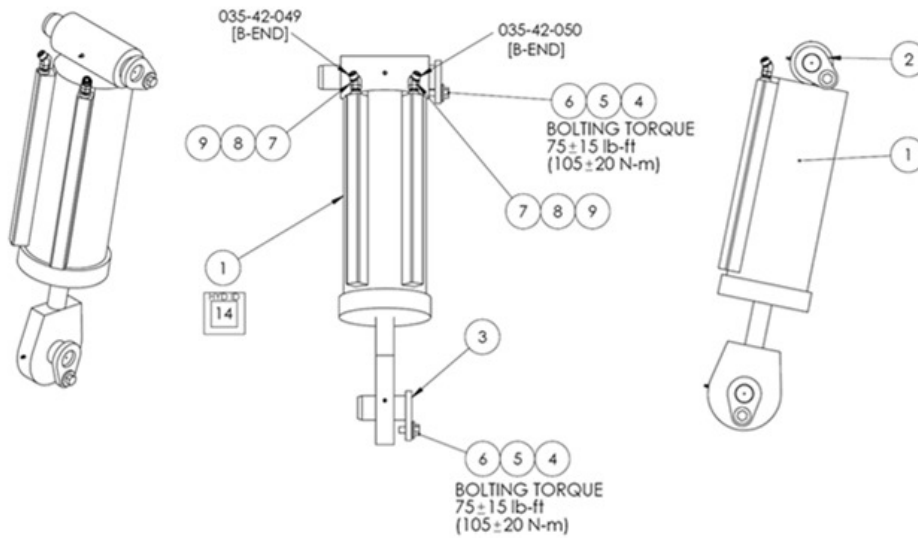
GRAPHIC #1

<END>

# GP – CYLINDER CTWT

## 035-60-005 GP – CYLINDER CTWT

NOTE	REF NO	GRAPHIC REF	PART NUMBER	QTY	PART NAME						SEE PAGE
					1	2	3	4	5	6	
	1		035-60-006	1	FC - HYD CYL						702
	2		035-68-055	1	AS - PIN						
	3		035-68-053	1	AS - PIN						
	4		035-30-007	2	SPACER						
	5		CAT# 4B-5273	2	WASHER, USS (34.93MM)						
	6		CAT# 8T-8917	2	CAPSCREW-HEX HD-PLATED 1/2-13UNC X 1-1/4 LNG						
	7		CAT# 6V-9001	2	45° EL - ORFS M/STOR BOSS -6/6						
	8		CAT# 6V-8397	2	O-RING ORFS-6						
	9		CAT# 3J-1907	2	O-RING STOR-6						



GRAPHIC #1

<END>



# MEMORANDA

# FC - HYD CYL

## 035-60-006 FC - HYD CYL

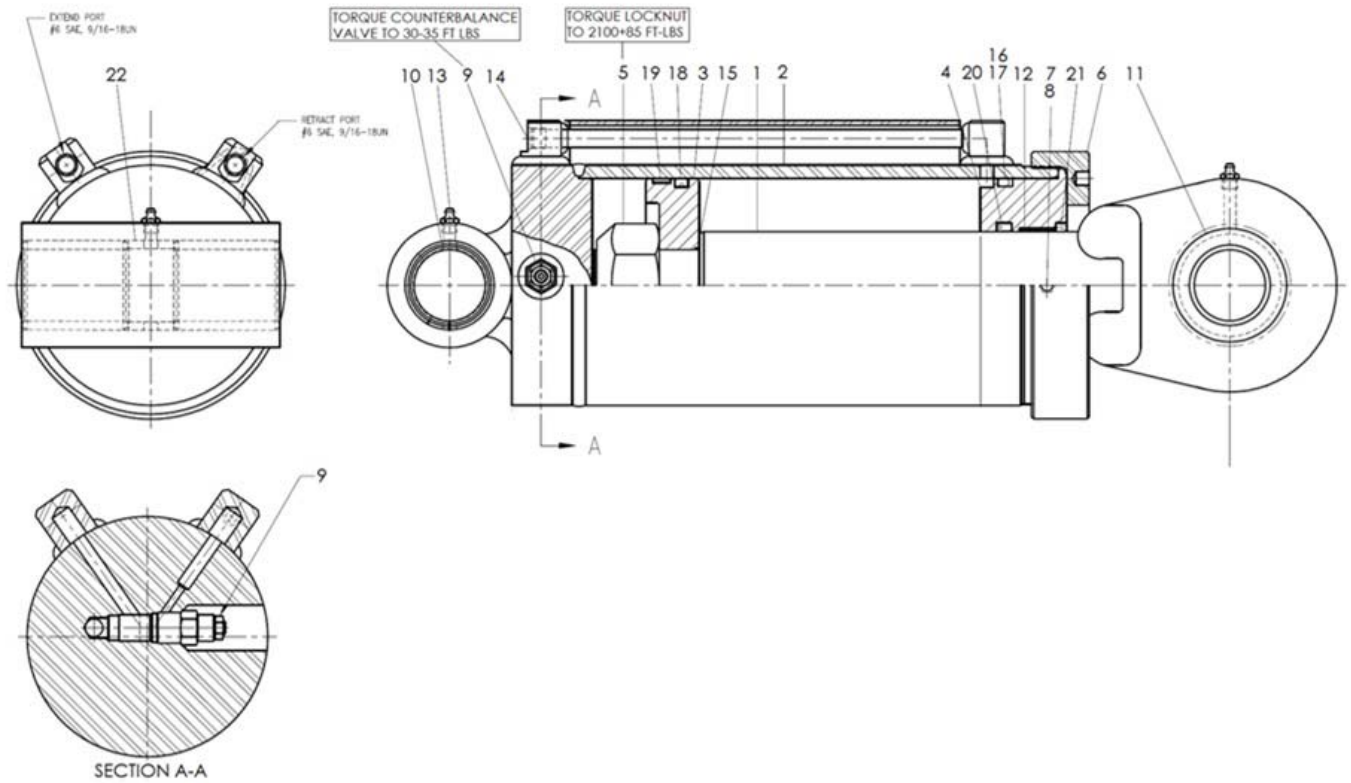
NOTE	REF NO	GRAPHIC REF	PART NUMBER	QTY	PART NAME						SEE PAGE
					1	2	3	4	5	6 (PRODUCT LEVEL)	
	1		100047	1	PISTON ROD ASSY						
	2		100048	1	BUTT & TUBE ASSY.						
	3		100049	1	PISTON						
	4		100050	1	GLAND						
	5		100051	1	LOCKNUT 2-12UN						
	6		100052	1	GLAND CAP						
	7		100053	1	SET SCREW						
	8		100054	1	NYLON LOCK						
	9		100055	1	COUNTERBALANCE VALVE						
	10		100056	2 **	BUSHING						
	11		100057	1	SPHERICAL BUSHING						
	12		100058	1	'DX' BUSHING						
	13		100059	2	GREASE ZERK						
	14		100060	2	PORT PLUG						
	15		100061	1 *	O-RING						
	16		100062	1 *	O-RING						
	17		100063	1 *	BU-WASHER						
	18		100064	1 *	CROWN SEAL						
	19		100065	1 *	BEARING RING						
	20		100066	1 *	U-CUP						
	21		100067	1 *	WIPER						
	22		100068	1 **	SPACER						
			100069	*	PACKING KIT						

\*-included in Packing Kit

\*\*-Item #10 and item # 22 are included on item #2

# FC - HYD CYL

035-60-006 FC - HYD CYL (contd.)



GRAPHIC #1

<END>

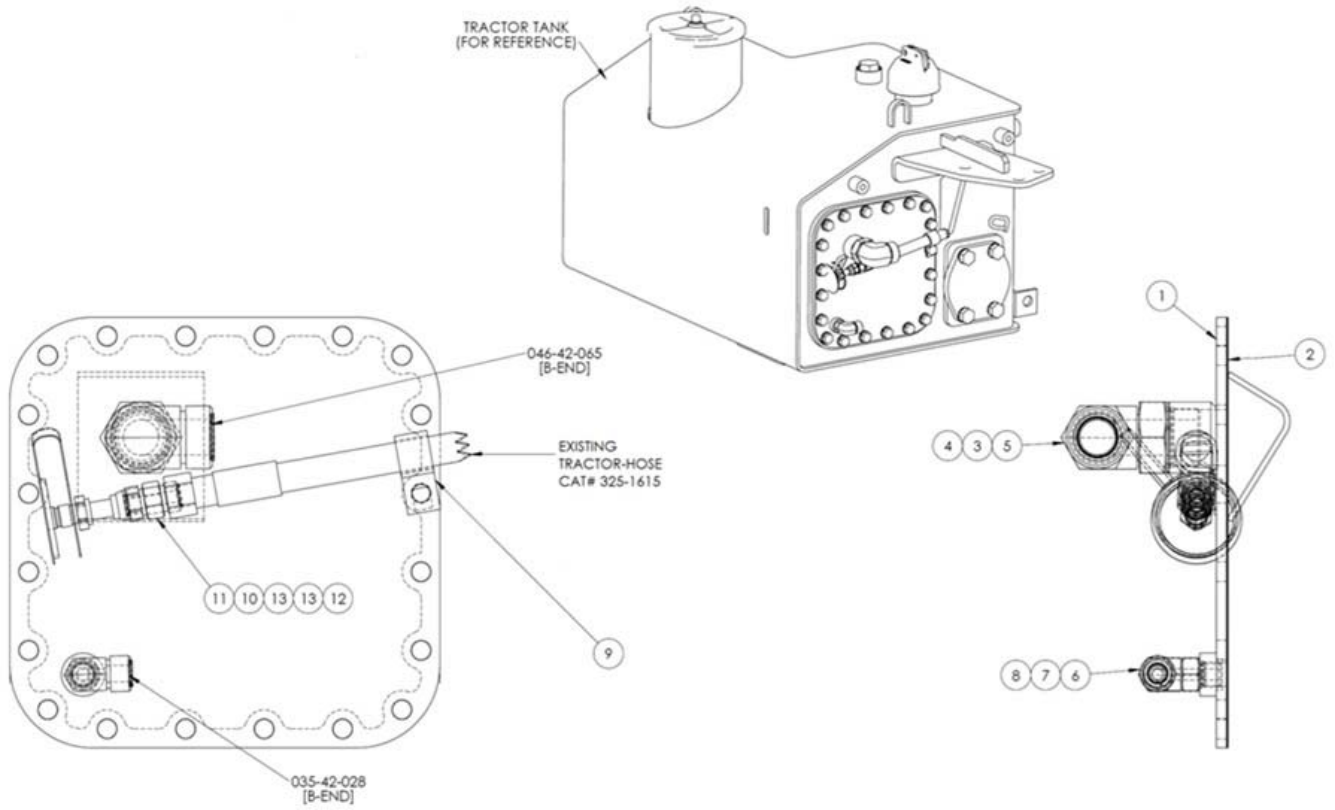
# GP – HYD TANK COVER – RETURN & SUCTION – D6T

## 046-60-025 GP – HYD TANK COVER – RETURN & SUCTION – D6T (T4i)

NOTE	REF NO	GRAPHIC REF	PART NUMBER	QTY	PART NAME						SEE PAGE
					1	2	3	4	5	6 (PRODUCT LEVEL)	
1			046-60-026	1	AS - HYD TAN COVER - RETURN AND SUCTION - D6T (T4i)						
2			CAT# 257-9788	1	GASKET						
3			CAT# 7M-8485	1	O-RING STOR -16						
4			CAT# 5K-9090	1	O-RING ORFS -16						
5			CAT# 6V-9008	1	90° EL - ORFS M/STOR M -16/-16						
6			CAT# 8T-6876	1	90° EL - ORFS M/STOR M -8/-6						
7			CAT# 3J-1907	1	O-RING STOR-6						
8			CAT# 6V-8398	1	O-RING ORFS -8						
9			PARK# CL-14	1	HDWM - CLAMP						
10			PARK# PD36BTL	1	TEST NIPPLE -6						
11			CAT# 6V-8730	1	ORFS MALE / ORFS MALE -6/-6						
12			CAT# 6V-0852	1	FF - CAP - DUST						
13			CAT# 6V-8397	2	O-RING ORFS-6						

# GP – HYD TANK COVER – RETURN & SUCTION – D6T

046-60-025 GP – HYD TANK COVER – RETURN & SUCTION – D6T (T4i) (contd.)



GRAPHIC #1

<END>

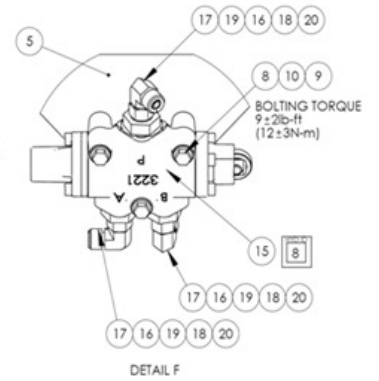
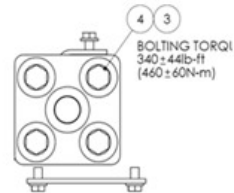
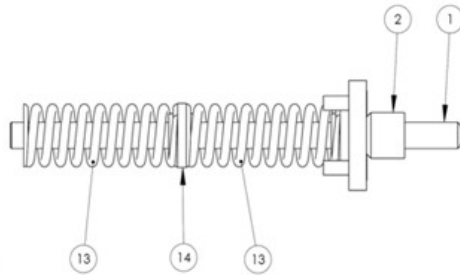
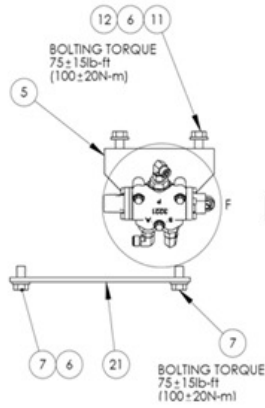
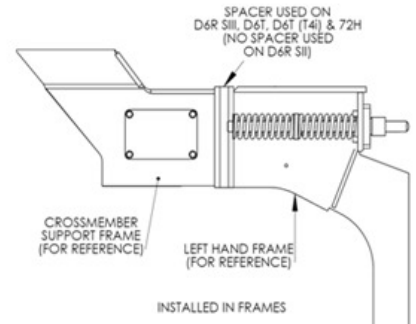
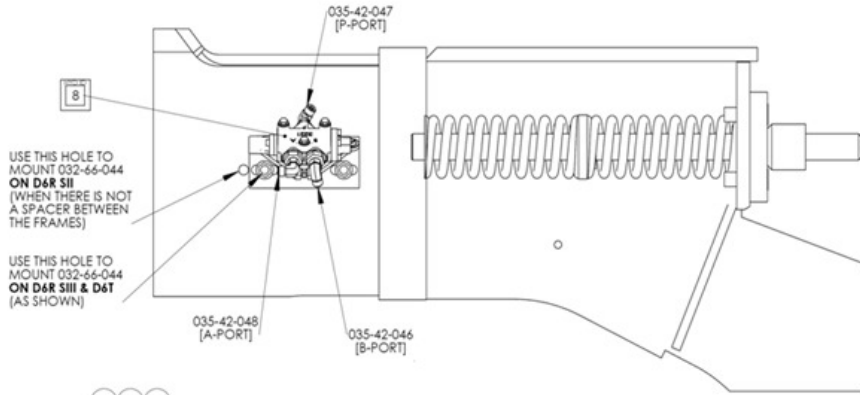
# GP – BOOM STOP

## 035-66-001 GP – BOOM STOP

NOTE	REF NO	GRAPHIC REF	PART NUMBER	QTY	PART NAME						SEE PAGE
					1	2	3	4	5	6 (PRODUCT LEVEL)	
	1		040-66-002	1	BOOM STOP BAR AS						
	2		035-66-002	1	AS - BOOM STOP RETAINER						
	3		CAT# 8T-4123	4	HDW - WASHER M20						
	4		CAT# 8T-6430	4	HDW - BOLT M20X2.5X50						
	5		032-66-044	1	BRACKET						
	6		CAT# 8T-4223	8	1/2", M12 WASHER FLAT, HARD, PLATED						
	7		CAT# 8T-4192	4	HDW - BOLT M12X1.75X25						
	8		CAT# 7X-2535	3	HDW - BOLT M6X1X60						
	9		CAT# 5C-2890	3	HDW - NUT M6X1						
	10		CAT# 8T-4205	6	WASHER - 1/4 IN - FLAT HARD						
	11		CAT# 8T-4183	2	HDW - BOLT M12x1.75x40						
	12		CAT# 6V-7687	2	HDW - LOCKNUT M12X1.75						
	13		040-66-005	2	COMPRESSION SPRING						
	14		032-66-004	1	GUIDE - SPRING						
	15		006-66-001	1	FC - DIVERTER VALVE						708
	16		CAT# 3P-1932	3	STOR BOSS/STOR PORT, -8/-4						
	17		CAT# 6V-8628	3	90° EL ORFS M/STOR BOSS -4/-4						
	18		CAT# 3J-7354	3	O-RING STOR-4						
	19		CAT# 3K-0360	3	O-RING STOR-8						
	20		CAT# 4J-5477	3	O-RING - ORFS -4						
	21		032-66-043	1	PLATE - COVER						

# GP – BOOM STOP

## 035-66-001 GP – BOOM STOP (contd.)



GRAPHIC #1

<END>

# FC - DIVERTER VALVE

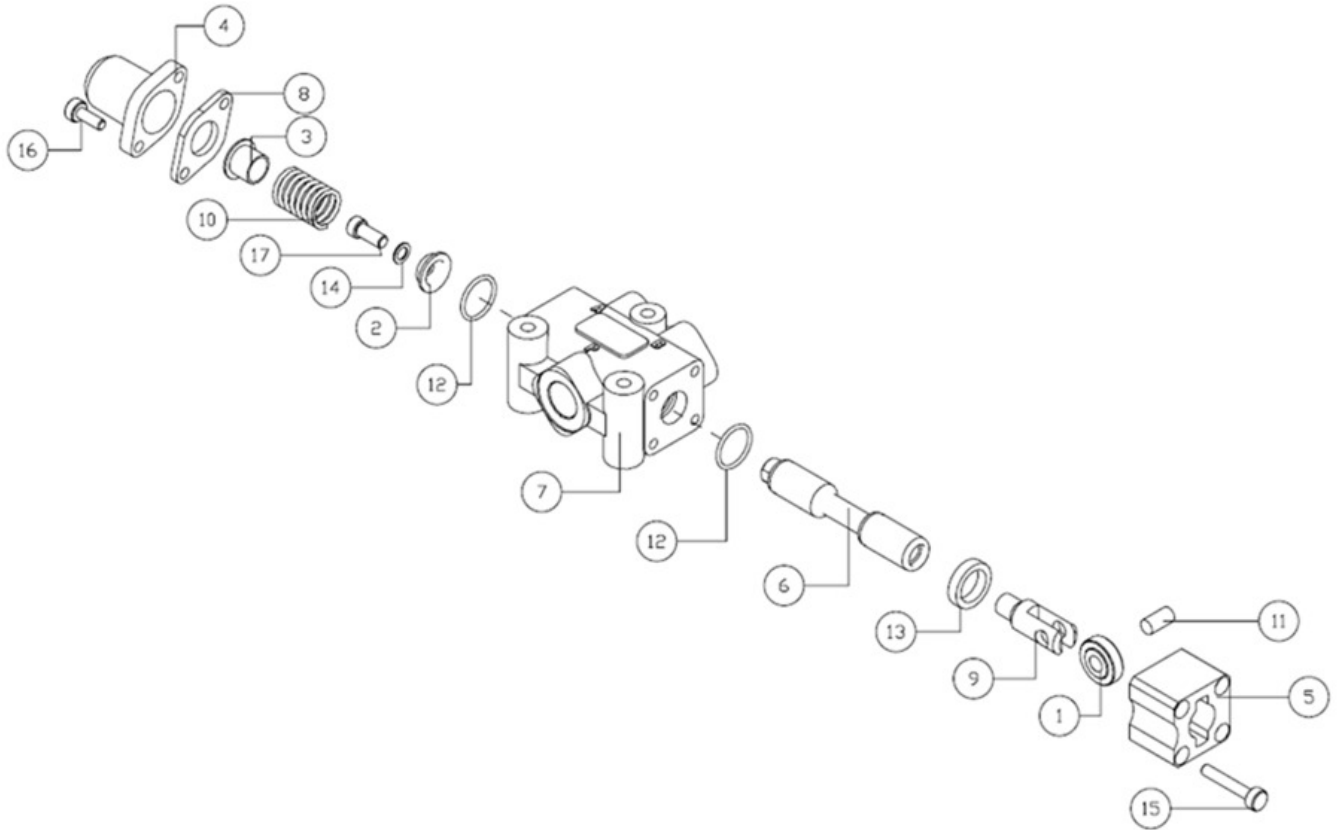
## 006-66-001 FC - DIVERTER VALVE

NOTE	REF NO	GRAPHIC REF	PART NUMBER	QTY	PART NAME						SEE PAGE
					1	2	3	4	5	6	
	1		CAT# 106-8308	1	RING						
	2		CAT# 106-8306	1	BUSHING						
	3		CAT# 106-8305	1	GUIDE						
	4		CAT# 106-8303	1	CAP - END						
	5		CAT# 106-8302	1	CAP						
	6		CAT# 106-8300	1	SPOOL						
	7		CAT# 106-8299	1	BODY						
	8		CAT# 106-8298	1	SPACER						
	9		CAT# 106-8296	1	FORK						
	10		CAT# 106-8295	1	SPRING						
	11		CAT# 106-8293	1	PIN						
	12		CAT# 8F-3469	2	SEAL						
	13		CAT# 108-7995	1	SEAL						
	14		CAT# 106-8292	1	WASHER						
	15		CAT# 9X-6615	4	BOLT M6X1X16						
	16		CAT# 108-7996	2	BOLT SOCKET HEAD M5X0.8X20						
	17		CAT# 108-7999	4	BOLT SOCKET HEAD M5X0.8X14						



# FC - DIVERTER VALVE

006-66-001 FC - DIVERTER VALVE (contd.)



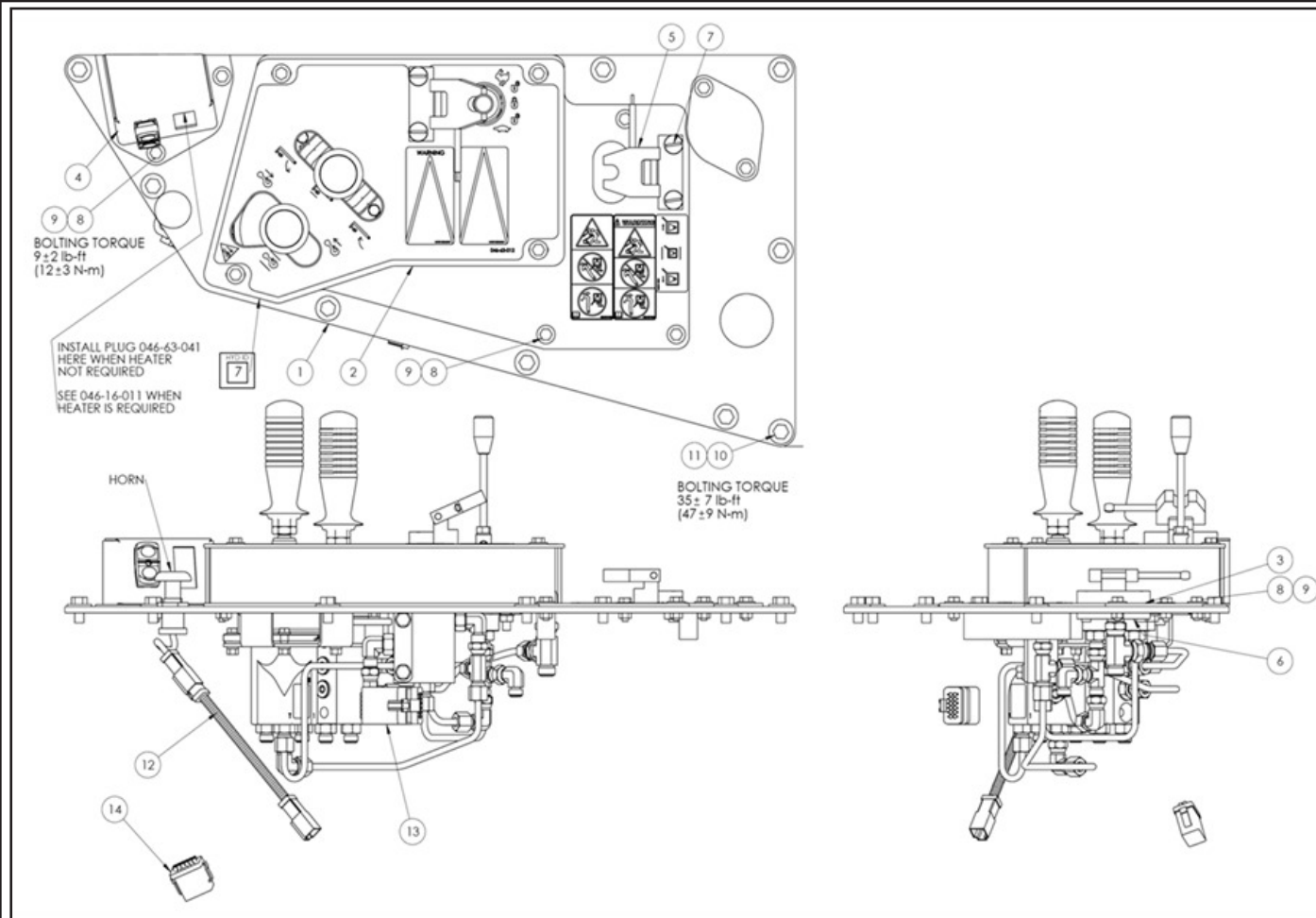
GRAPHIC #1

<END>

# AS -CONTROL PANEL

## 046-63-001 AS -CONTROL PANEL

NOTE	REF NO	GRAPHIC REF	PART NUMBER	QTY	PART NAME						SEE PAGE
					1	2	3	4	5	6	
	1		046-63-002	1	AS - CONTROLS MOUNTING PLATE						
	2		046-63-004	1	AS - CONTROL BOX						712
	3		046-63-013	1	AS - ACCESS COVER						
	4		046-63-016	1	AS - SPEED CONTROL BOX						
	5		032-63-030	1	LOCKOUT (CAT# 109-6404)						
	6		032-63-022	1	PLATE - LOCK-OUT						
	7		CAT# 5B-7431	2	HDW - MACHINE SCREW 3/8-16X1 1/4"						
	8		CAT# 4M-5281	9	HDW - BOLT 1/4"-3/4						
	9		CAT# 4B-5269	9	HDW - USS WASHER 1/4"						
	10		CAT# 5M-3062	9	BOLT - 3/8-16 X 3/4 UNC HEX						
	11		CAT# 4B-5271	9	HDW - USS WASHER 3/8"						
	12		046-40-002	1	AS - HORN JUMPER WIRE						
	13		046-40-005	1	AS - DOZER HANDLE PLUG						
	14		046-40-006	1	AS - ELECTRICAL CONNECTOR PLUG						



GRAPHIC #1

<END>

# MEMORANDA

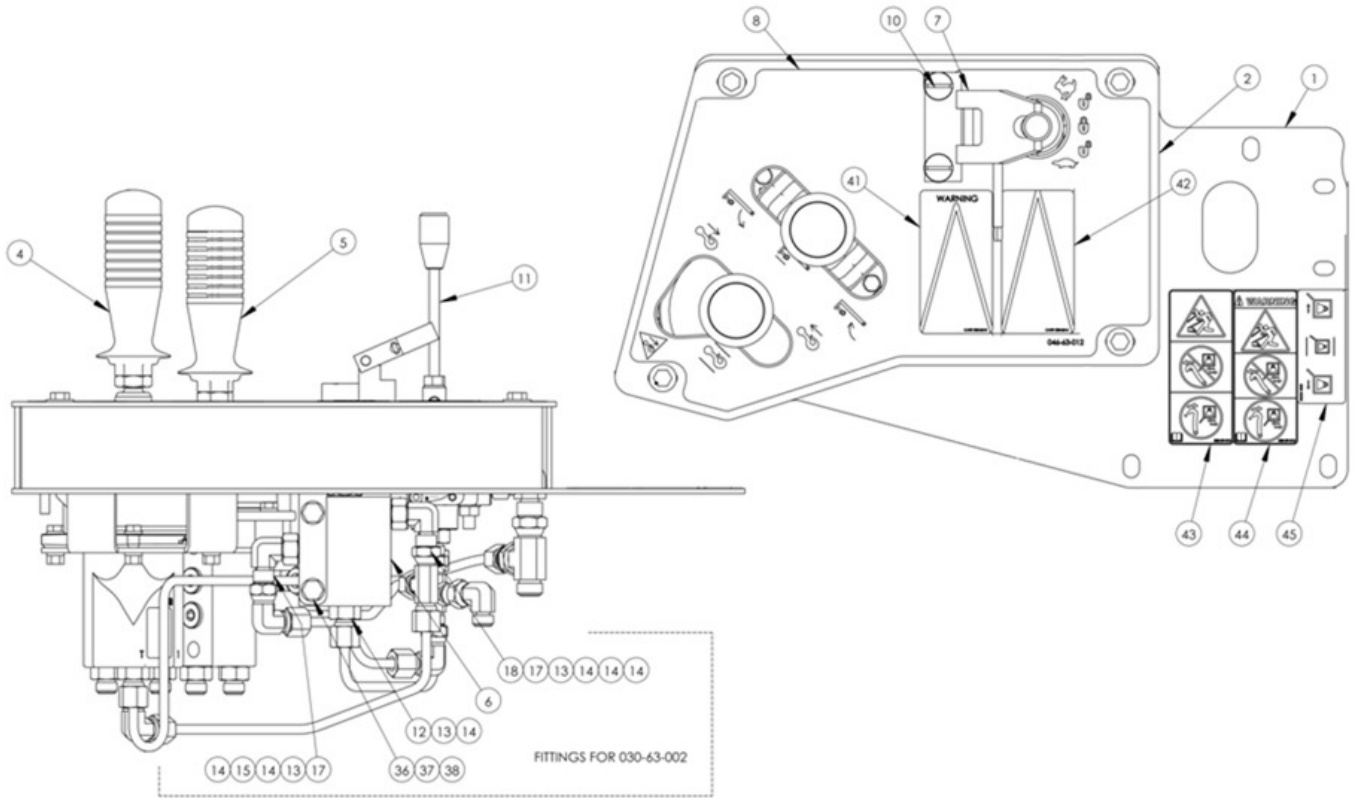
# AS –CONTROL PANEL

## 046-63-004 AS – CONTROL BOX

NOTE	REF NO	GRAPHIC REF	PART NUMBER	QTY	PART NAME						SEE PAGE
					1	2	3	4	5	6 (PRODUCT LEVEL)	
	1		046-63-005	1	AS - CONTROL MOUNT						
	2		046-63-009	1	AS - CONTROL BOX COVER						
	3		032-63-002	1	FC - MODE CONT						716
	4		006-63-001	1	FC - PILOT CONT 3-WAY						718
	5		006-63-002	1	FC - PILOT CONT 2-WAY						720
	6		030-63-002	1	FC - SHUTTLE 2-SPEED						722
	7		032-63-030	1	AS - LOCKOUT						
	8		046-63-012	1	DECAL - CONTROL BOX						
	9		032-63-022	1	PLATE - LOCK-OUT						
	10		CAT# 5B-7431	2	HDW - MACHINE SCREW 3/8-16X1 1/4"						
	11		040-63-024	1	FC - HANDLEVER - M8 X 120mm						
	12		CAT# 6V-8641	12	ORFS M / STOR BOSS -4/-6						
	13		CAT# 3J-1907	14	O-RING STOR-6						
	14		CAT# 4J-5477	25	O-RING - ORFS -4						
	15		CAT# 6V-9849	5	90 EL - ORFS M/ORFS FM SW -4/-4						
	16		CAT# 6V-9842	1	TEE - ORFS FM SWIVEL / ORFS M / ORFS M -4/-4/-4						
	17		CAT# 6V-8627	2	90 ELBOW - ORFS M/STOR BOSS -4/-6						
	18		CAT# 6V-9835	2	TEE - ORFS M / ORFS M / ORFS FM SWIVEL -4/-4/-4						
	19		CAT# 6V-8723	2	90° EL - ORFS M / STOR BOSS -6/-8						
	20		CAT# 6V-9836	1	TEE - ORFS M / ORFS M / ORFS FM SWIVEL -6/-6/-6						
	21		CAT# 6V-8934	1	CAPTIVE NUT - ORFS M / ORFS FM SWIVEL -4/-6						
	22		CAT# 3K-0360	2	O-RING STOR-8						
	23		CAT# 6V-8397	4	O-RING ORFS-6						
	24		035-41-002	1	AS - TUBE, SD4 "B" TO SHUTTLE						
	25		035-41-008	1	AS - TUBE, SHUTTLE TO HOOK PRESSURE						
	26		035-41-004	1	AS - TUBE, SD4 "A" TO SHUTTLE						
	27		035-41-009	1	AS - TUBE, SHUTTLE TO BOOM PRESSURE						
	28		035-41-010	1	AS - TUBE, HOOK DRAIN TO BOOM DRAIN						
	29		035-41-011	1	AS - TUBE, BOOM DRAIN TO SD4 DRAIN						
	30		CAT# 4B-5269	5	HDW - USS WASHER 1/4"						
	31		CAT# 4M-5281	5	HDW - BOLT 1/4"-3/4						
	32		CAT# 8T-2947	2	HDW - BOLT M6X1X45						
	33		CAT# 9X-8256	12	HDW - WASHER M6						
	34		CAT# 5C-2890	6	HDW - NUT M6X1						
	35		CAT# 8T-4138	4	HDW - BOLT M6X1X20						
	36		CAT# 8T-8911	2	HDW - BOLT 5/16-18 X 2"						
	37		CAT# 8T-4224	8	HDW - WASHER M8						
	38		CAT# 6V-8189	2	HDW - NUT 5/16-18						
	39		CAT# 5C-7261	2	HDW - NUT M8X1.25						
	40		CAT# 8T-6869	2	HDW - BOLT M8X1.25X60						
	41		CAT# 228-2615	1	FILM - WARNING (UNIVERSAL, READ OMM U.S.)						
	42		CAT# 228-2616	1	FILM - WARNING (UNIVERSAL, READ OMM)						
	43		035-09-010	1	FILM - WARN THROWN OR FLYING OBJECTS - CTWT LOCK LEVER – INTL						
	44		035-09-012	1	FILM - WARN THROWN OR FLYING OBJECTS - CTWT LOCK LEVER – US						
	45		CAT# 238-5525	1	FILM - CTWT DIRECTION						

# AS –CONTROL PANEL

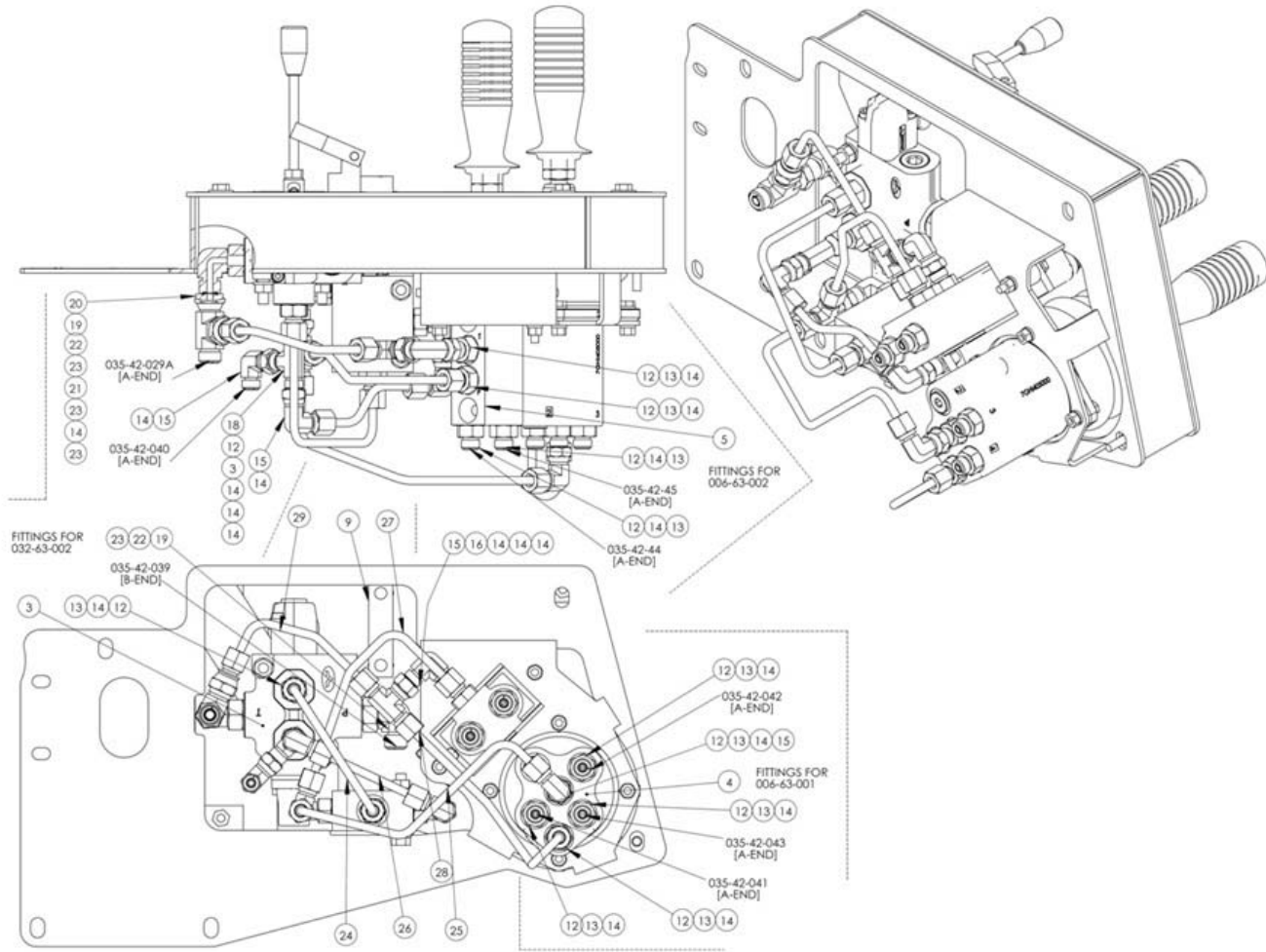
046-63-004 AS – CONTROL BOX (contd.)



GRAPHIC #1

# AS –CONTROL PANEL

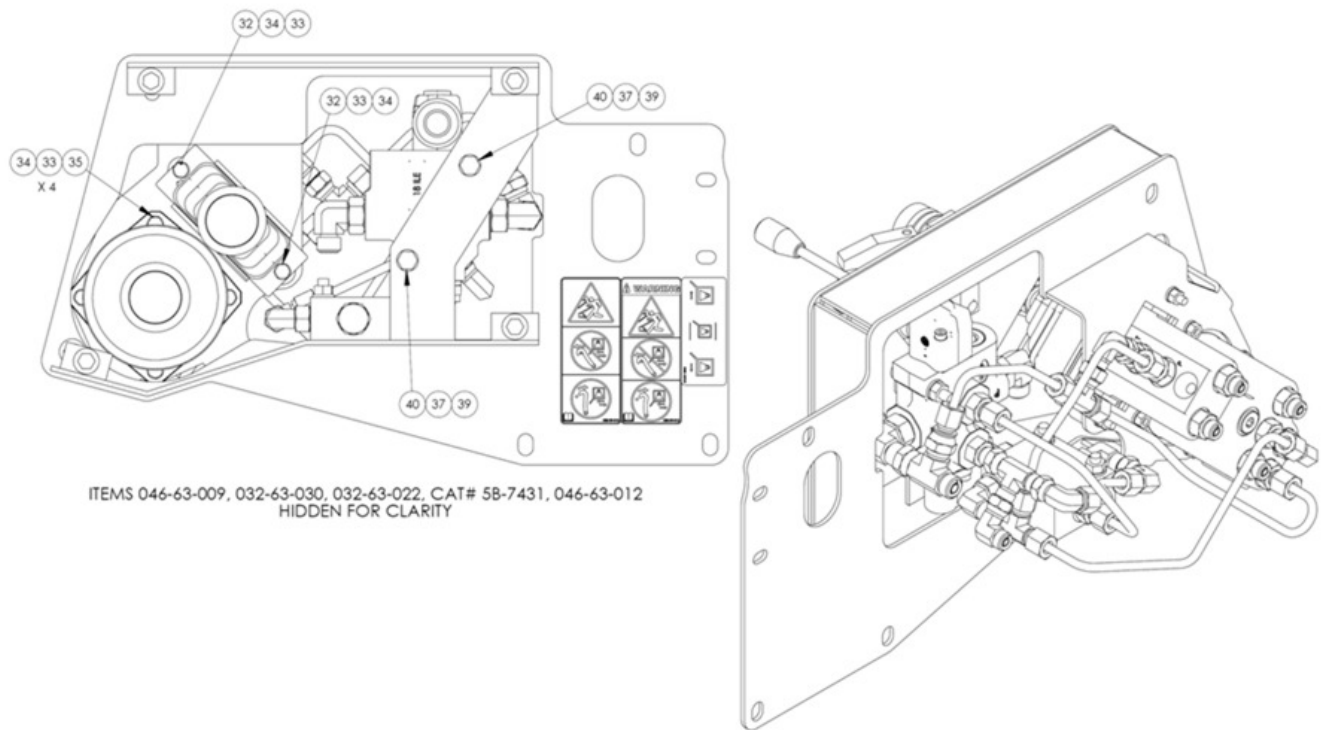
046-63-004 AS – CONTROL BOX (contd.)



GRAPHIC #2

# AS –CONTROL PANEL

046-63-004 AS – CONTROL BOX (contd.)



ITEMS 046-63-009, 032-63-030, 032-63-022, CAT# 58-7431, 046-63-012  
HIDDEN FOR CLARITY

GRAPHIC #3

<END>

# AS –CONTROL PANEL

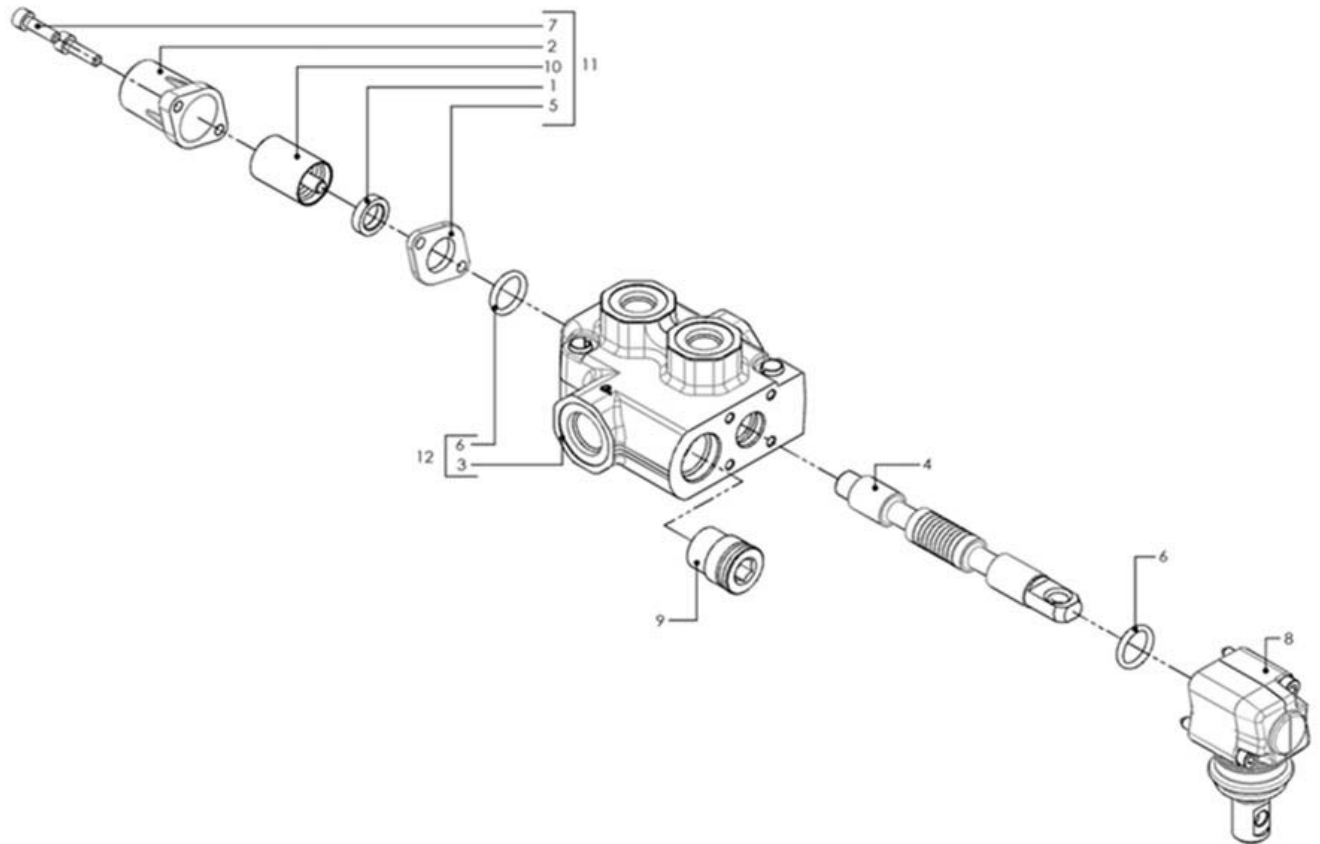
## 032-63-002 FC - MODE CONT

NOTE	REF NO	GRAPHIC REF	PART NUMBER	QTY	PART NAME						SEE PAGE
					1	2	3	4	5	6	
	1		100076	1	RING						
	2		100077	1	END CAP						
	3		100078	1	1-SAE BODY						
	4		100079	1	SPOOL						
	5		100080	1	SPACER						
	6		100081	2	O-RING SEAL						
	7		100082	2	GALVANIZED SCREW						
	8		100083	1	LEVER KIT WITH SCREWS						
	9		100084	1	PLUG						
	10		100085	1	SPOOL CONTROL KIT						
	11		100086	1	S5 KIT						
	12		100087	1	KIT						



# AS -CONTROL PANEL

032-63-002 FC - MODE CONT (contd.)



GRAPHIC #1

<END>

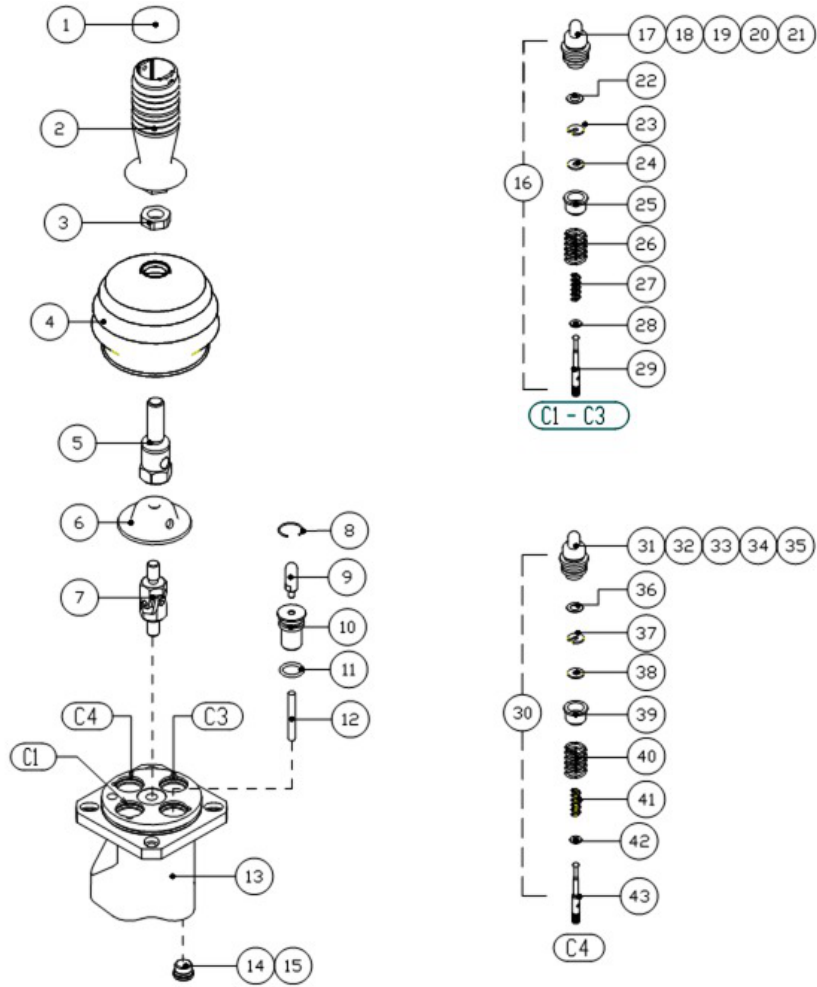
# AS –CONTROL PANEL

## 006-63-001 FC - PILOT CONT 3-WAY

NOTE	REF NO	GRAPHIC REF	PART NUMBER	QTY	PART NAME						SEE PAGE
					1	2	3	4	5	6 (PRODUCT LEVEL)	
	1		CAT# 106-8589	1	CAP						
	2		CAT# 106-8587	1	HANDLE						
	3		CAT# 108-6074	1	NUT						
	4		CAT# 106-8600	1	STUD						
	5		CAT# 106-8596	1	BOOT						
	6		CAT# 106-8582	1	SPRING						
	7		CAT# 106-8597	1	JOINT						
	8		CAT# 103-8097	1	RING						
	9		CAT# 114-4128	1	PIN						
	10		CAT# 114-4130	1	PLUG						
	11		CAT# 8F-3469	1	SEAL						
	12		CAT# 114-4129	1	PIN						
	13		CAT# 114-4419	1	BODY-VALVE						
	14		CAT# 9S-8004	1	PLUG						
	15		CAT# 3J-1907	1	SEAL						
	16		CAT# 114-4126	1	CARTRIDGE GROUP						
	17		CAT# 108-8807	1	SEAL						
	18		CAT# 106-8585	1	GUIDE						
	19		CAT# 8F-3469	1	SEAL						
	20		CAT# 106-8598	1	PIN						
	21		CAT# 114-4111	1	PIN						
	22		CAT# 103-8099	1	WASHER						
	23		CAT# 106- 8567	1	RING						
	24		CAT# 106-8566	1	RING						
	25		CAT# 114-4179	1	GUIDE						
	26		CAT# 106-8589	1	SPRING						
	27		CAT# 114-4180	1	SPRING						
	28		CAT# 103- 8098	1	WASHER						
	29		CAT# 106-8584	1	ROD						
	30		CAT# 114-4127	2	CARTRIDGE GROUP						
	31		CAT# 108-8807	1	SEAL						
	32		CAT# 106-8585	1	GUIDE						
	33		CAT# 8F-3469	1	SEAL						
	34		CAT# 106-8598	1	PIN						
	35		CAT# 114-4111	1	PIN						
	36		CAT# 103-8099	1	WASHER						
	37		CAT# 106-8567	1	RING						
	38		CAT# 106-8566	1	RING						
	39		CAT# 114-4179	1	GUIDE						
	40		CAT# 106-8588	1	SPRING						
	41		CAT# 114-4180	1	SPRING						
	42		CAT# 103-8098	1	WASHER						
	43		CAT# 106-8584	1	ROD						

# AS -CONTROL PANEL

006-63-001 FC - PILOT CONT 3-WAY (contd.)



GRAPHIC #1

<END>

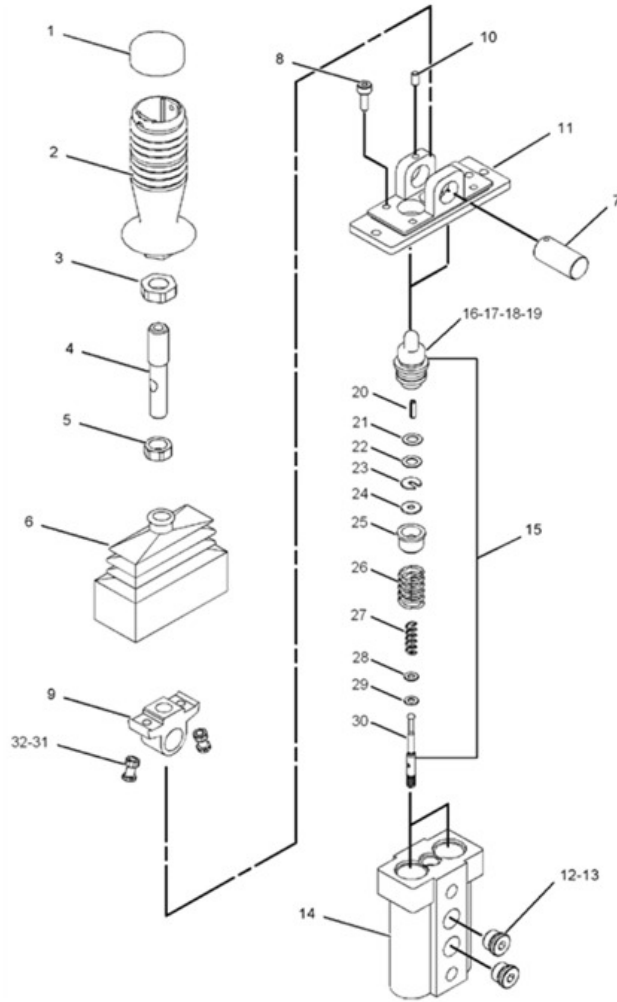
# AS -CONTROL PANEL

## 006-63-002 FC - PILOT CONT 2-WAY

NOTE	REF NO	GRAPHIC REF	PART NUMBER	QTY	PART NAME						SEE PAGE
					1	2	3	4	5	6 (PRODUCT LEVEL)	
	1		CAT# 106-8595	1	CAP						
	2		CAT# 106-8587	1	HANDLE						
	3		CAT# 125-2976	1	NUT						
	4		CAT# 114-4333	1	ROD						
	5		CAT# 4I-0755	1	NUT M12X1.25						
	6		CAT# 114-4326	1	BOOT						
	7		CAT# 114-4325	1	PIN						
	8		CAT# 8C-8545	1	BOLT - SOCKET HEAD M5X0.8X20						
	9		CAT# 114-4324	1	LEVER						
	10		CAT# 8T-7050	1	SET SCREW - SOCKET						
	11		CAT# 114-4321	1	SUPPORT						
	12		CAT# 9S-8004	1	PLUG						
	13		CAT# 3J-1907	1	SEAL						
	14		CAT# 114-4313	1	BODY - VALVE						
	15		CAT# 114-4314	1	VALVE GP - PILOT						
	16		CAT# 108-8807	1	SEAL						
	17		CAT# 106-5858	1	PLATE						
	18		CAT# 8F-3469	1	SEAL - O - RING						
	19		CAT# 106-8598	1	PIN						
	20		CAT# 114-4111	1	PIN						
	21		CAT# 114-4320	1	WASHER						
	22		CAT# 114-4319	1	WASHER						
	23		CAT# 116-8567	1	RING						
	24		CAT# 116-8566	1	RING						
	25		CAT# 114-4317	1	GUIDE						
	26		CAT# 106-8588	1	SPRING						
	27		CAT# 114-4180	1	SPRING						
	28		CAT# 114-4318	1	WASHER						
	29		CAT# 114-4316	1	RING						
	30		CAT# 106-8584	1	ROD						
	31		CAT# 5Y-0660	1	NUT M6						
	32		CAT# 8T-4171	1	BOLT M6X1X12						

# AS -CONTROL PANEL

006-63-002 FC - PILOT CONT 2-WAY (contd.)



GRAPHIC #1

<END>

# AS -CONTROL PANEL

## 030-63-002 SHUTTLE, 2 SPEED

NOTE	REF NO	GRAPHIC REF	PART NUMBER	QTY	PART NAME						SEE PAGE
					1	2	3	4	5	6 (PRODUCT LEVEL)	
	1		100088	1	BODY						
	2		100089	1	CARTRIDGE						



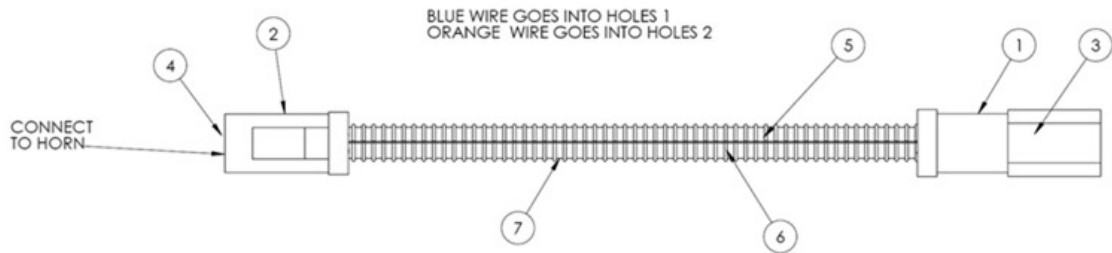
GRAPHIC #1

<END>

# AS –CONTROL PANEL

## 046-40-002 AS – HORN JUMPER WIRE

NOTE	REF NO	GRAPHIC REF	PART NUMBER	QTY	PART NAME						SEE PAGE
					1	2	3	4	5	6 (PRODUCT LEVEL)	
	1		CAT# 102-8802	1	RECEPTACLE						
	2		CAT# 155-2270	1	PLUG						
	3		CAT# 126-1767	2	PIN						
	4		CAT# 126-1768	2	SOCKET						
	5		046-40-003	1	14 AWG WIRE - BLUE						
	6		046-40-004	1	14 AWG WIRE - ORANGE						
	7		046-40-013	1	SPLIT LOOM						



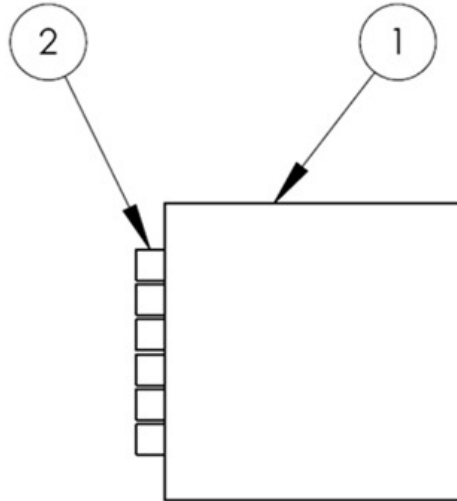
GRAPHIC #1

<END>

# AS –CONTROL PANEL

## 046-40-005 AS – DOZER HANDLE PLUG

NOTE	REF NO	GRAPHIC REF	PART NUMBER	QTY	PART NAME						SEE PAGE
					1	2	3	4	5	6	
	1		CAT# 243-4510	1	RECEPTACLE						
	2		CAT# 8T-8737	12	PLUG						



GRAPHIC #1

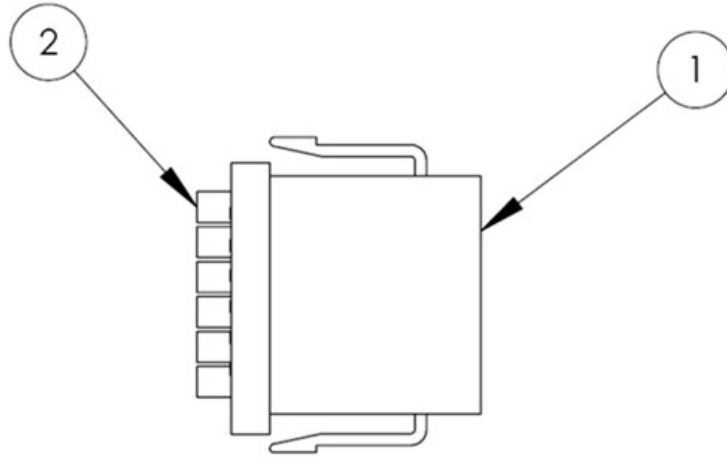
<END>



# AS –CONTROL PANEL

## 046-40-006 AS – ELECTRICAL CONNECTOR PLUG

NOTE	REF NO	GRAPHIC REF	PART NUMBER	QTY	PART NAME						SEE PAGE
					1	2	3	4	5	6 (PRODUCT LEVEL)	
	1		CAT# 155-2255	1	CONNECTOR PLUG						
	2		CAT# 8T-8737	12	PLUG						



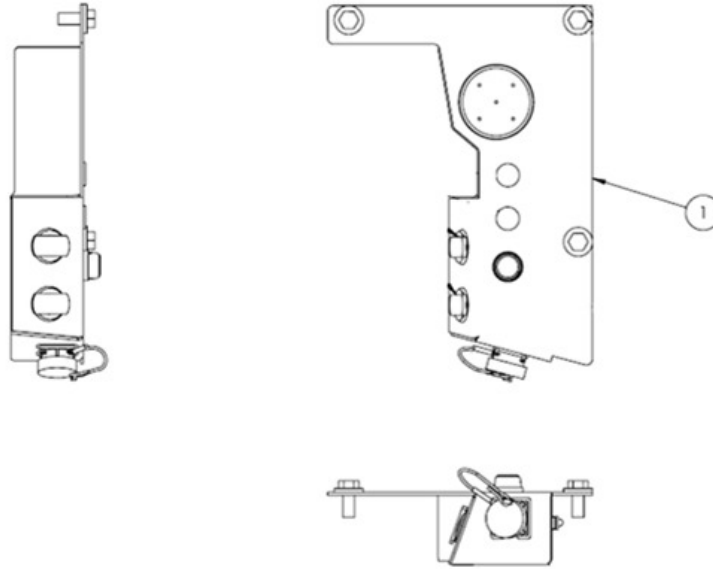
GRAPHIC #1

<END>

# AS –CONTROL PANEL

## 046-63-040 INSTALLATION – REAR CONTROL PANEL – D6T (T4i)

NOTE	REF NO	GRAPHIC REF	PART NUMBER	QTY	PART NAME						SEE PAGE
					1	2	3	4	5	6	
	1		046-63-019	1	AS - CONTROL PANEL – REAR FAB						



GRAPHIC #1

<END>

# MEMORANDA

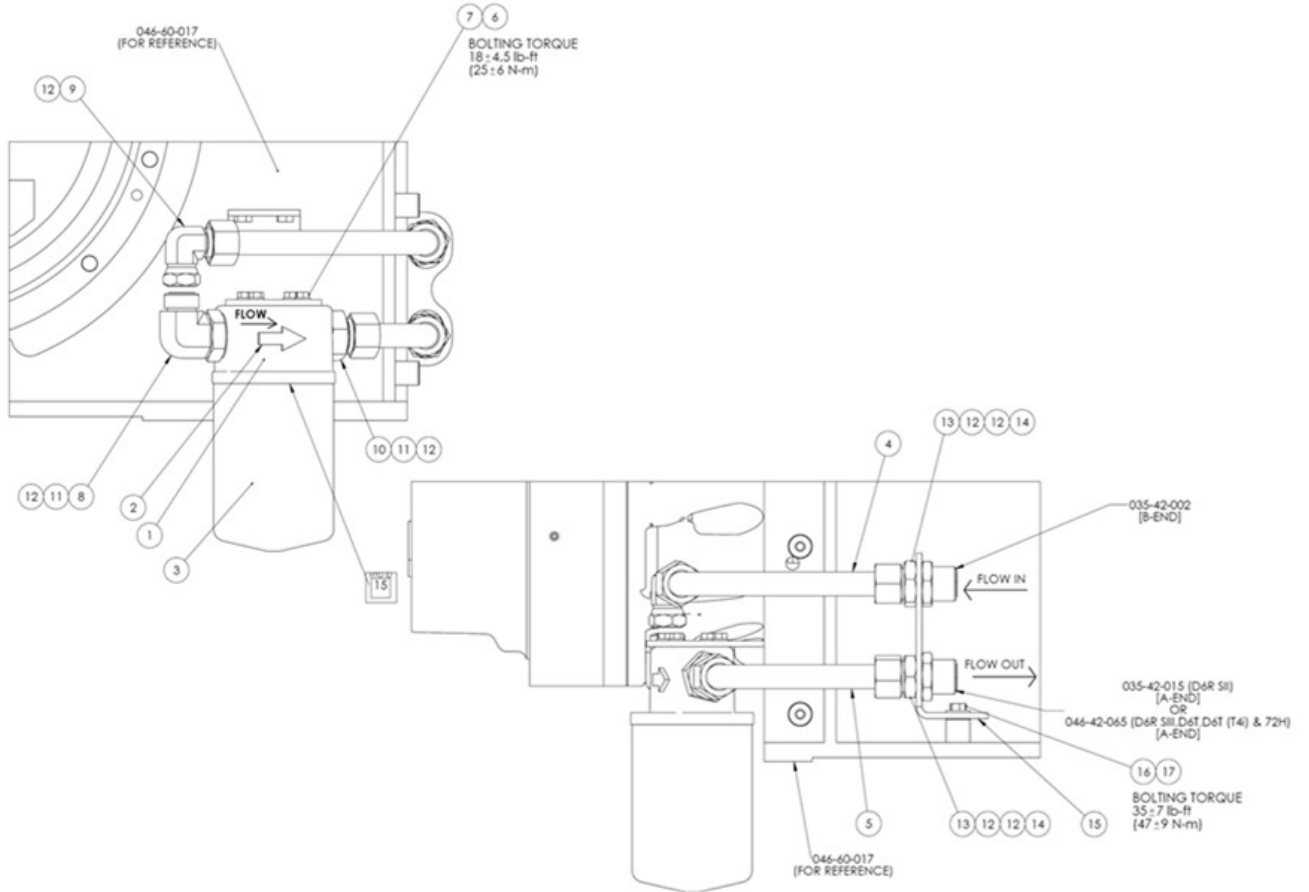
# GP -FILTER

## 046-60-018 GP -FILTER

NOTE	REF NO	GRAPHIC REF	PART NUMBER	QTY	PART NAME						SEE PAGE
					1	2	3	4	5	6 (PRODUCT LEVEL)	
	1		PARK# 936000M	1	FF - FILTER HEAD						
	2		CAT# 4T-6788	1	FF - FILTER (FLUSHING)						
	3		035-41-012	1	AS - TUBE - VANGUARD FILTER - IN						
	4		035-41-013	1	AS - TUBE - VANGUARD FILTER - OUT						
	5		CAT# 8T-4224	4	HDW - WASHER M8						
	6		CAT# 4M-0061	4	HDW - BOLT 5/16 - 18 X 0.75"						
	7		CAT# 8T-8987	1	90° EL - STOR BOSS/ORFS M -20/-16						
	8		CAT# 6V-9854	1	90° EL - ORFS M/ ORFS FM SW -16/-16						
	9		CAT# 6V-9875	1	ORFS M/STOR BOSS -16/-20						
	10		CAT# 2S-4078	2	O-RING STOR -20						
	11		CAT# 5K-9090	7	O-RING ORFS -16						
	12		CAT# 6V-8998	2	BULKHEAD ORFS MALE UNION -16 / -16						
	13		CAT# 6V-9172	2	ORFS BULKHEAD NUT -16						
	14		046-60-019	1	PLT - FORMED - FILTER TUBE BULKHEAD						
	15		CAT# 4L-6454	2	HDW - BOLT 3/8 -16 X 1"						
	16		CAT# 4B-5271	2	HDW - USS WASHER 3/8"						

# GP -FILTER

## 046-60-018 GP -FILTER (contd.)



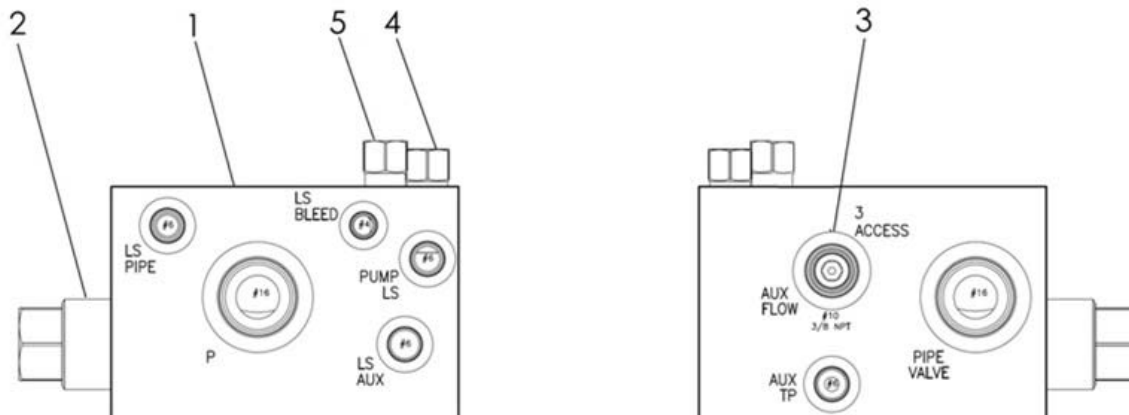
GRAPHIC #1

<END>

# FC - AUX LS FLOW VALVE

## 046-60-023 FC - AUX LS FLOW VALVE

NOTE	REF NO	GRAPHIC REF	PART NUMBER	QTY	PART NAME						SEE PAGE
					1	2	3	4	5	6 (PRODUCT LEVEL)	
	1		100070	1	MANIFOLD						
	2		100071	1	BYPASS RESTRICTIVE MODULATOR						
	3		100072	1	FIXED ORFICE 3/8 NPT(0.125)						
	4		100073	1	SHUTTLE VALVE						
	5		100074	1	PRESSURE COMP FIXED ORIFICE						



GRAPHIC #1

<END>

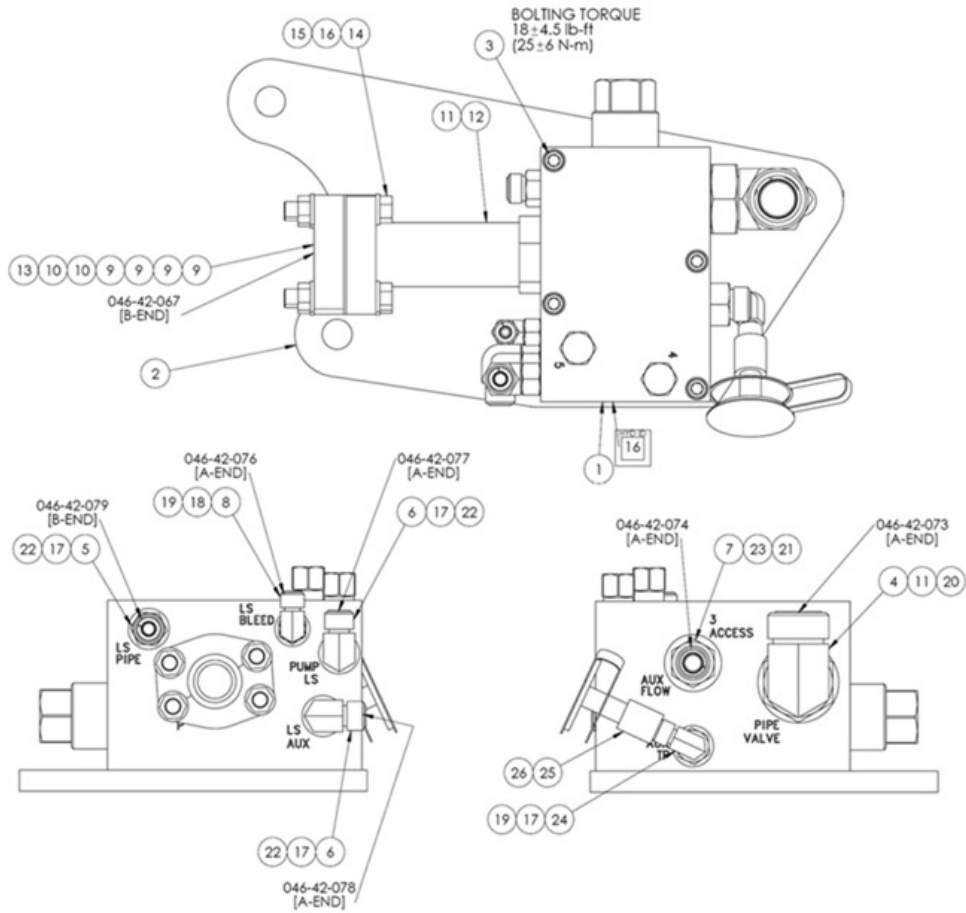
# AS – AUXILARY LS FLOW VALVE

## 046-60-021 AS – AUXILARY LS FLOW VALVE

NOTE	REF NO	GRAPHIC REF	PART NUMBER	QTY	PART NAME						SEE PAGE
					1	2	3	4	5	6 (PRODUCT LEVEL)	
	1		046-60-023	1	FC - AUX LS FLOW VALVE						730
	2		046-60-022	1	PLT - AUXILARY LS FLOW VALVE MOUNT PLATE						
	3		MCC# 90128A599	4	BOLT – 5/16” – 18 X 4 LG PLTD ALLOY SOC HD CAP SCREW						
	4		CAT# 6V-9008	1	90° EL - ORFS M/STOR M -16/-16						
	5		CAT# 6V-8636	1	ORFS M /STOR BOSS -6/-6						
	6		CAT# 6V-8724	2	90° EL - ORFS M/STOR BOSS -6/-6						
	7		CAT# 6V-8638	1	ORFS M /STOR BOSS -8/-10						
	8		CAT# 6V-8628	1	90° EL ORFS M/STOR BOSS -4/-4						
	9		CAT# 1P-4577	4	CODE 61 SPLIT FLANGE, -16						
	10		CAT# 4J-0520	2	CODE 61 O-RING SEAL -16						
	11		CAT# 7M-8485	2	O-RING STOR -16						
	12		PARK# 16F5OHQ1-S 5.0 LG	1	STOR BOSS / CODE 61 STRAIGHT ADAPTOR 5.0 LG -16/-16						
	13		PARK# 16CP1	1	CODE 61 FLANGE CONNECTOR PLATE -16						
	14		CAT# 8T-9377	4	BOLT - 3/8 -16 UNC X 2.25 LG HEX						
	15		CAT# 6V-8801	4	HDW - NUT 3/8"- 16						
	16		CAT# 8T-4896	8	WASHER - 3/8 IN - FLAT HARD						
	17		CAT# 3J-1907	4	O-RING STOR-6						
	18		CAT# 3J-7354	1	O-RING STOR-4						
	19		CAT# 4J-5477	2	O-RING - ORFS -4						
	20		CAT# 5K-9090	1	O-RING ORFS -16						
	21		CAT# 6V-8398	1	O-RING ORFS -8						
	22		CAT# 6V-8397	3	O-RING ORFS-6						
	23		CAT# 2M-9780	1	O-RING STOR-10						
	24		CAT# 6V-8627	1	90 ELBOW - ORFS M/STOR BOSS -4/-6						
	25		PARK# PD34BTL	1	TEST NIPPLE -4						
	26		CAT# 6V-0852	1	FF - CAP - DUST						

# AS – AUXILIARY LS FLOW VALVE

046-60-021 AS – AUXILIARY LS FLOW VALVE (contd.)



GRAPHIC #1

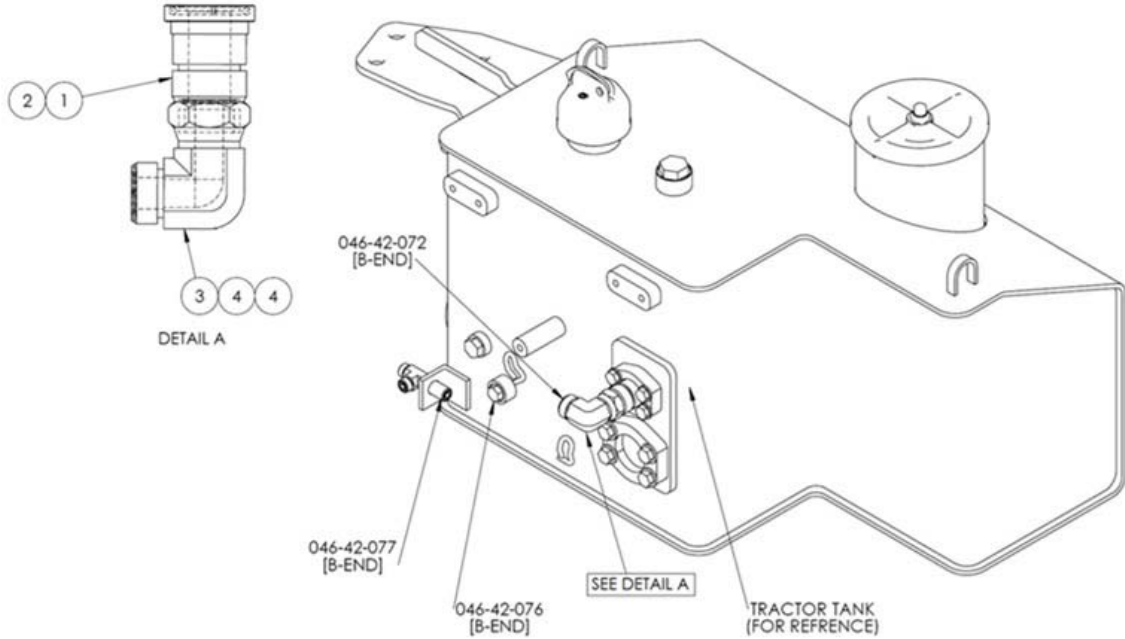
<END>



# AS – RETURN TO TANK – D6T (T4i)

## 046-60-024 AS – RETURN TO TANK – D6T (T4i)

NOTE	REF NO	GRAPHIC REF	PART NUMBER	QTY	PART NAME						SEE PAGE
					1	2	3	4	5	6 (PRODUCT LEVEL)	
	1		PARK# 16-LOHQ1	1	ORFS M / CODE 61 -16/-16						
	2		CAT# 4J-0520	1	CODE 61 O-RING SEAL -16						
	3		CAT# 6V-9854	1	90° EL - ORFS M/ ORFS FM SW -16/-16						
	4		CAT# 5K-9090	2	O-RING ORFS -16						



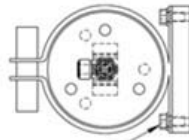
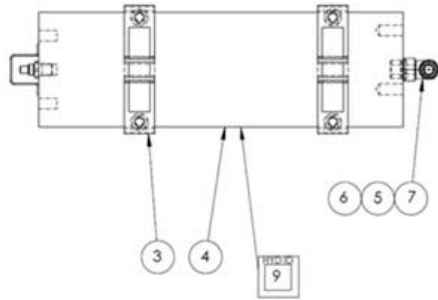
GRAPHIC #1

<END>

# GP – ACCUMULATOR INSTALLATION

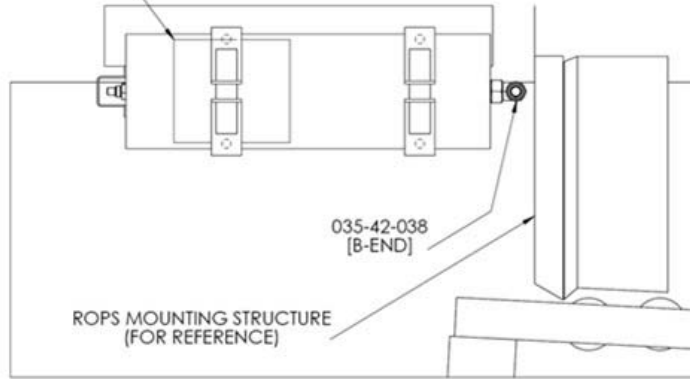
## 046-60-028 GP – ACCUMULATOR INSTALLATION

NOTE	REF NO	GRAPHIC REF	PART NUMBER	QTY	PART NAME						SEE PAGE
					1	2	3	4	5	6	
	1		CAT# 5M-3062	4	BOLT - 3/8-16 X 3/4 UNC HEX						
	2		CAT# 8T-4896	4	WASHER - 3/8 IN - FLAT HARD						
	3		035-60-036	2	FC - ACCUMULATOR BRACKET						
	4		035-60-033	1	FC - ACCUMULATOR (CE)						736
	5		CAT# 3K-0360	1	O-RING STOR-8						
	6		CAT# 6V-8398	1	O-RING ORFS -8						
	7		CAT# 6V-8625	1	90° EL - ORFS M/STOR BOSS -8/-8						



BOLTING TORQUE  
 $35 \pm 7$  lb-ft  
 $(47 \pm 9$  N-m)

ORIENT DECAL AS SHOWN



ACCUMULATOR INSTALLED  
 LOCATED UNDER OPERATORS CONTROL PANEL

GRAPHIC #1

<END>

# MEMORANDA

# FC - ACCUMULATOR (CE)

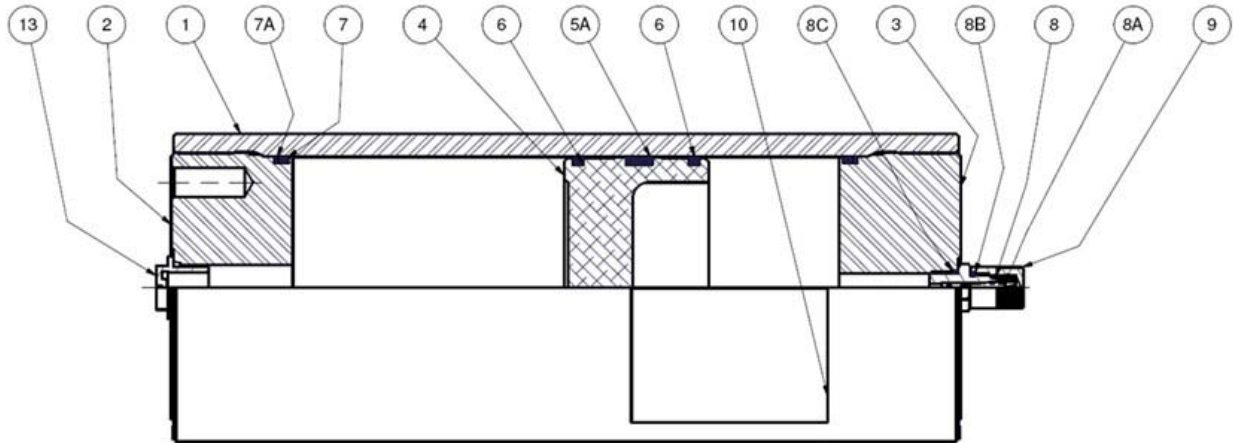
## 035-60-033 FC - ACCUMULATOR (CE)

NOTE	REF NO	GRAPHIC REF	PART NUMBER	QTY	PART NAME						SEE PAGE
					1	2	3	4	5	6 (PRODUCT LEVEL)	
	2		100128	1	HYDRAULIC CAP						
	3		100129	1	GAS CAP						
	4		100130	1	PISTON						
	5		100131	1	V O-RING						
	5A		100132	2	BACK UP WASHER						
	6		100133	2	PTFE RINGS						
	7		100134	2	END SEAL O-RING						
	7A		100135	2	BACK-UP WASHER						
	8*		100136	1	GAS VALVE ASSEMBLY						
	8A*		100137	1	GAS VALVE CORE						
	8B*		100138	1	GAS VALVE CAP O-RING						
	8C*		100139	1	O-RING, GAS VALVE						
	9		100140	1	GAS VALVE CAP						
	10		100141	1	NAMEPLATE						
	13		100142	1	PORT PROTECTOR						

\*-ITEM #8 INCLUDES ITEM 8A, 8B & 8C

# FC - ACCUMULATOR (CE)

035-60-033 FC - ACCUMULATOR (CE) (contd.)



GRAPHIC #1

<END>

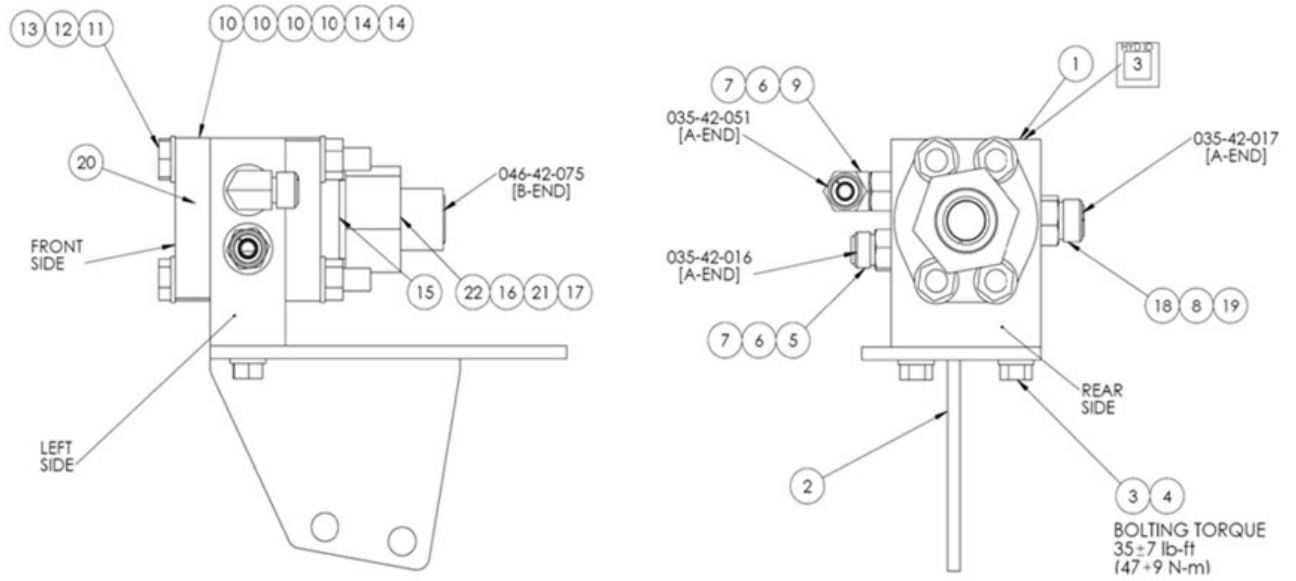
# AS – DISTRIBUTION – D6T (T4i)

## 046-60-029 AS – DISTRIBUTION – D6T (T4i)

NOTE	REF NO	GRAPHIC REF	PART NUMBER	QTY	PART NAME						SEE PAGE
					1	2	3	4	5	6 (PRODUCT LEVEL)	
	1		040-60-009	1	FC - DISTRIBUTION MANF						
	2		046-60-030	1	AS - DISTRIBUTION MOUNT - D6T (T4i)						
	3		CAT# 5M-3062	2	BOLT - 3/8-16 X 3/4 UNC HEX						
	4		CAT# 8T-4896	2	WASHER - 3/8 IN - FLAT HARD						
	5		CAT# 6V-8636	1	ORFS M /STOR BOSS -6/-6						
	6		CAT# 3J-1907	2	O-RING STOR-6						
	7		CAT# 6V-8397	2	O-RING ORFS-6						
	8		CAT# 3K-0360	1	O-RING STOR-8						
	9		CAT# 6V-8724	1	90° EL - ORFS M/STOR BOSS -6/-6						
	10		CAT# 1P-4578	4	CODE 61 SPLIT FLANGE -20						
	11		CAT# 7X-0318	4	HDW - BOLT 7/16-14 X 4						
	12		CAT# 8T-5360	8	HDW - 7/16 FLAT WASHER						
	13		CAT# 7X-0447	4	HDW - 7/16-14 NUT						
	14		CAT# 4J-0522	2	O-RING - CODE 61 -20						
	15		PARK# 20-LOHQ1-S	1	ORFS M / CODE 61 FLANGE -20/-20						
	16		CAT# 6V-8400	1	O-RING ORFS -20						
	17		CAT# 6V-9746	1	O-RING ORFS -12						
	18		CAT# 6V-8639	1	ORFS M/STOR -8/-8						
	19		CAT# 6V-8398	1	O-RING ORFS -8						
	20		CAT# 5H-4020	1	SAE CODE 61 PORT COVER -20						
	21		CAT# 6V-8947	1	FF - LOOSE NUT - ORFS MALE -12						
	22		CAT# 6V-8558	1	FF - ORFS SWIVEL NUT - NON PLATED -20						

# AS – DISTRIBUTION – D6T (T4i)

046-60-029 AS – DISTRIBUTION – D6T (T4i) (contd.)



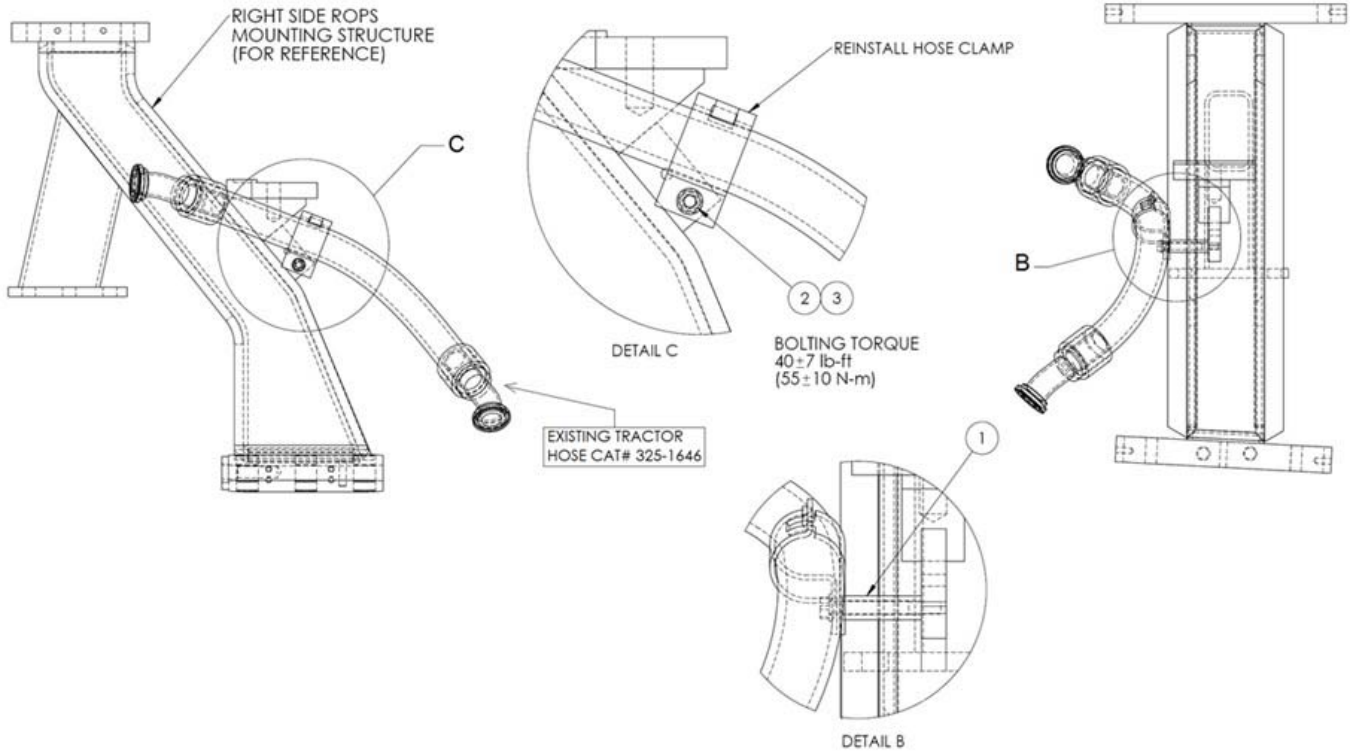
GRAPHIC #1

<END>

# AS – CAT RETURN HOSE CLAMP STANDOFF

## 046-60-033 AS – CAT RETURN HOSE CLAMP STANDOFF

NOTE	REF NO	GRAPHIC REF	PART NUMBER	QTY	PART NAME						SEE PAGE
					1	2	3	4	5	6 (PRODUCT LEVEL)	
	1		046-60-034	1	TUBE - CLAMP STANDOFF						
	2		CAT# 8T-4178	1	HDW - BOLT M10X1.5-90						
	3		CAT# 8T-4121	1	HDW - WASHER M10						



GRAPHIC #1

<END>



# MEMORANDA

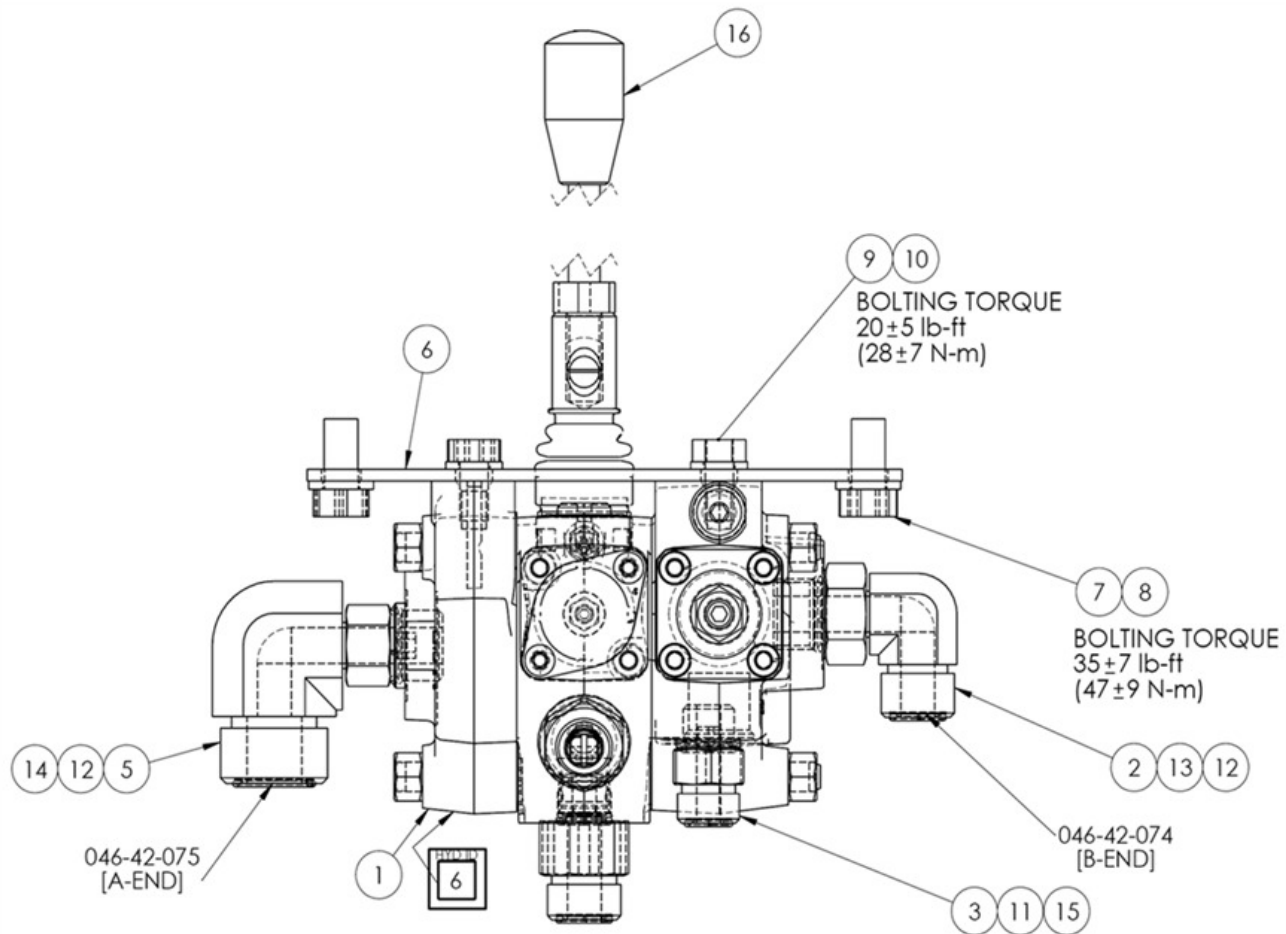
# GP – COUNTERWEIGHT CONTROL – D6T (T4I) & 72H

## 046-63-049 GP – COUNTERWEIGHT CONTROL – D6T (T4I) & 72H

NOTE	REF NO	GRAPHIC REF	PART NUMBER	QTY	PART NAME						SEE PAGE
					1	2	3	4	5	6 (PRODUCT LEVEL)	
	1		046-63-050	1	FC - CTWT CONT						746
	2		CAT# 6V-8625	1	90° EL - ORFS M/STOR BOSS -8/-8						
	3		CAT# 6V-8636	1	ORFS M /STOR BOSS -6/-6						
	4		CAT# 6V-9873	2	ORFS MALE / STOR BOSS -8/-6						
	5		CAT# 6V-9877	1	90° EL - ORFS M/STOR M -12/-8						
	6		046-63-037	1	PLT - CTWT CONTROL - DLS7						
	7		CAT# 5M-3062	4	BOLT - 3/8-16 X 3/4 UNC HEX						
	8		CAT# 8T-4896	4	WASHER - 3/8 IN - FLAT HARD						
	9		CAT# 8T-4200	3	HDW - BOLT M8X1.25X16						
	10		CAT# 8T-4224	3	HDW - WASHER M8						
	11		CAT# 3J-1907	3	O-RING STOR-6						
	12		CAT# 3K-0360	2	O-RING STOR-8						
	13		CAT# 6V-8398	3	O-RING ORFS -8						
	14		CAT# 6V-9746	1	O-RING ORFS -12						
	15		CAT# 6V-8397	1	O-RING ORFS-6						
	16		035-63-032	1	FC - HANDLEVER M10 X 250mm						

# GP – COUNTERWEIGHT CONTROL – D6T (T4I) & 72H

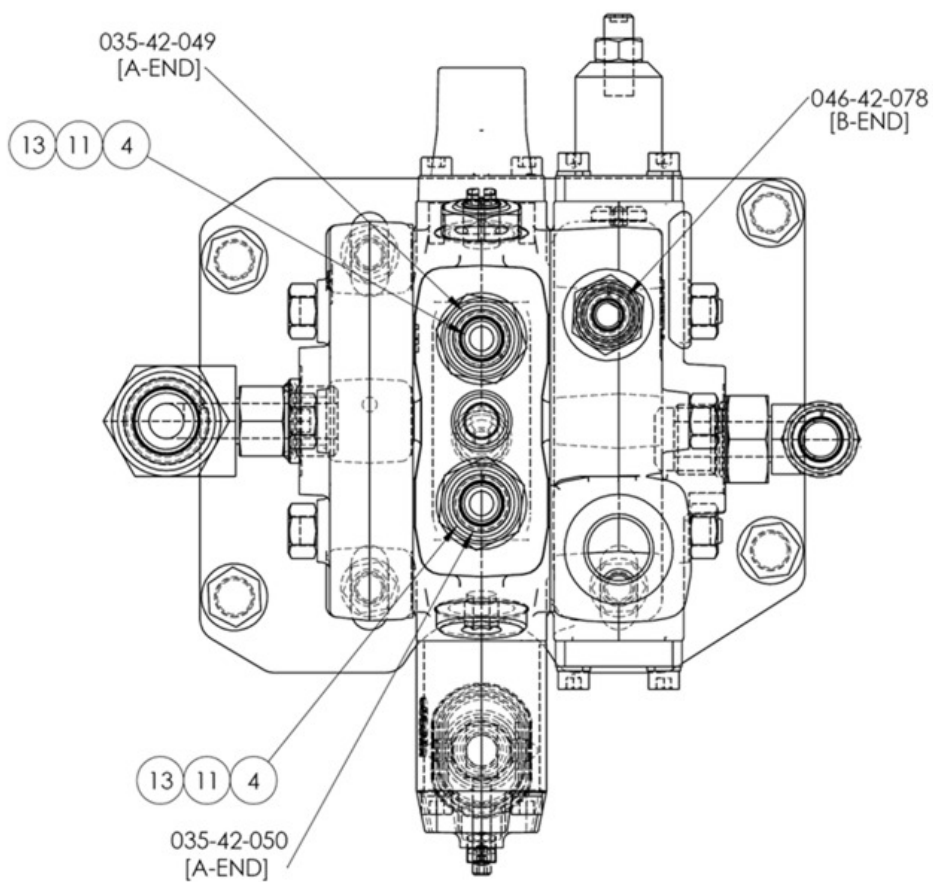
046-63-049 GP – COUNTERWEIGHT CONTROL – D6T (T4I) & 72H (contd.)



GRAPHIC #1

# GP – COUNTERWEIGHT CONTROL – D6T (T4I) & 72H

046-63-049 GP – COUNTERWEIGHT CONTROL – D6T (T4I) & 72H (contd.)



GRAPHIC #2

<END>

# MEMORANDA

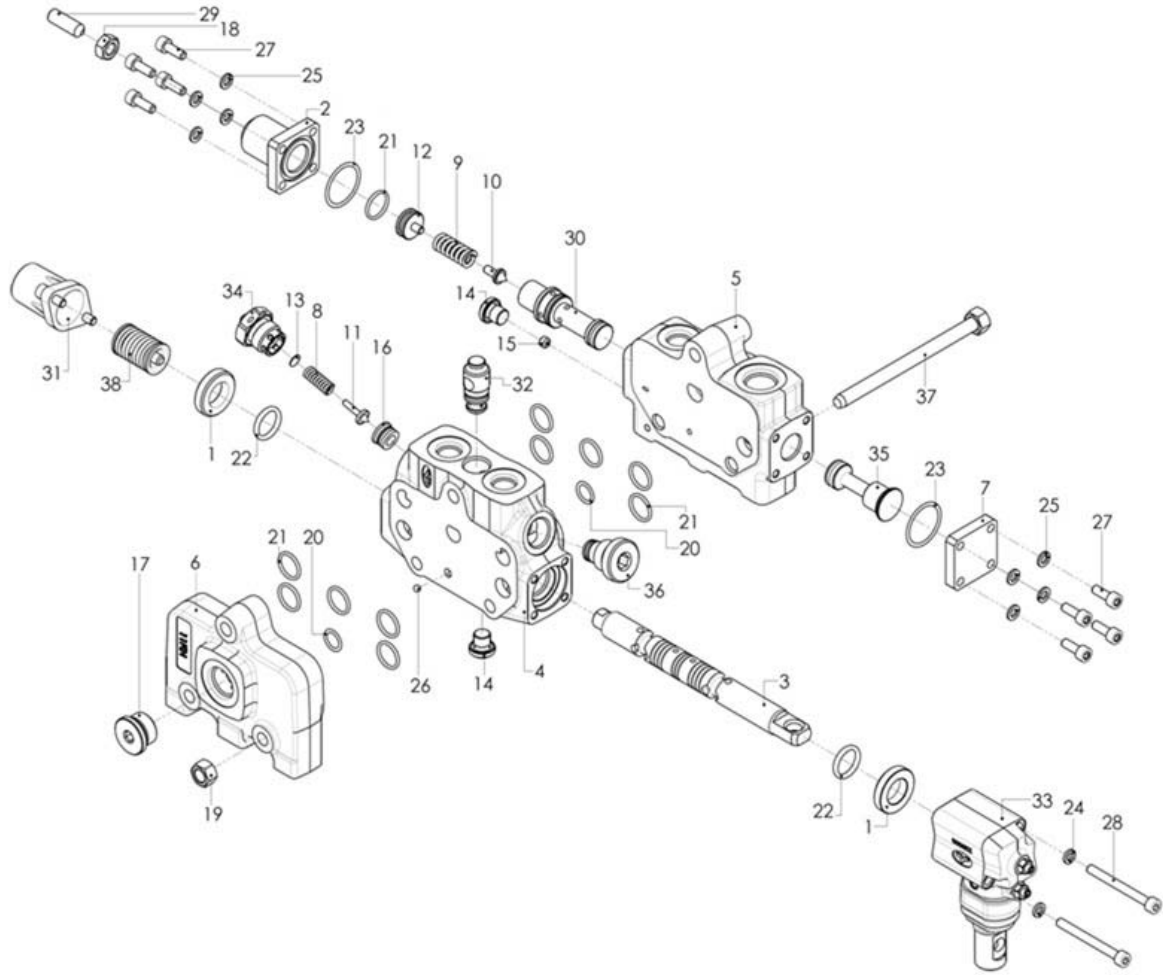
# FC – CTWT CONT

## 046-63-050 FC – CTWT CONT

NOTE	REF NO	GRAPHIC REF	PART NUMBER	QTY	PART NAME						SEE PAGE
					1	2	3	4	5	6 (PRODUCT LEVEL)	
	1		100090	2	RING						
	2		100091	1	LS ENDCAP						
	3		100092	1	SPOOL						
	4		100093	1	WORKING SECTION						
	5		100094	1	INLET COVER						
	6		100095	1	FLANGE						
	7		100096	1	PLATE						
	8		100097	1	SPRING (GREEN)						
	9		100098	1	SPRING (BLUE)						
	10		100099	1	SHUTTER						
	11		100100	1	SHUTTER						
	12		100101	1	PLATE						
	13		100102	1	SPACER						
	14		100103	2	PLUG						
	15		100104	1	SCREW						
	16		100105	1	SEAL RING						
	17		100106	1	SAE8 PLUG						
	18		100107	1	GALVANIZED NUT						
	19		100108	3	BIOVALIZED NUT						
	20		100109	2	O-RING SEAL						
	21		100110	11	O-RING SEAL						
	22		100111	2	O-RING SEAL						
	23		100112	2	O-RING SEAL						
	24		100113	2	WASHER						
	25		100114	8	GALVANIZED WASHER						
	26		100115	1	BALL						
	27		100116	8	SCREW						
	28		100117	2	SCREW						
	29		100118	1	SCREW						
	30		100119	1	SEAL RING						
	31		100120	1	ENDCAP KIT						
	32		100121	1	VR6 KIT						
	33		100122	1	LEVER KIT						
	34		100123	1	SPRING CAP						
	35		100124	1	FE-AN PLUG						
	36		100125	1	PLUG						
	37		100126	3	TIE ROD WITH NUT						
	38		100127	1	SPOOL CONTROL KIT						

# FC – CTWT CONT

046-63-050 FC – CTWT CONT (contd.)



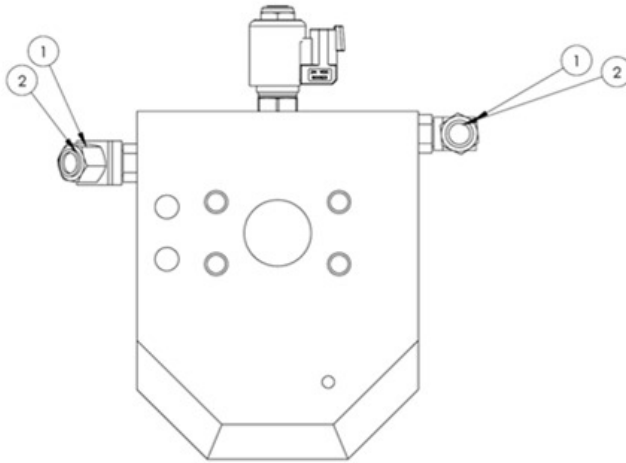
GRAPHIC #1

<END>

# TRAC MOD – TRACTOR HOSES REMOVED & CAPPED

## 046-71-050 TRAC MOD – TRACTOR HOSES REMOVED & CAPPED

NOTE	REF NO	GRAPHIC REF	PART NUMBER	QTY	PART NAME						SEE PAGE
					1	2	3	4	5	6	
	1		CAT# 6V-9829	2	ORFS CAP -6						
	2		CAT# 6V-8397	2	O-RING ORFS-6						



GRAPHIC #1

<END>



# MEMORANDA

# GP - HOSE CHART - D6T (T4i)

## 046-42-002 GP - HOSE CHART - D6T (T4i)

HOSE-GP	CAT NUMBERS				HOSE		ASSEMBLED O.A.L
	A HOSE END		B HOSE END		TYPE	SIZE	
	FITTING	SIZE	FITTING	SIZE			
035-42-016	CAT# 124-2144	-6	CAT# 124-2114	-6	CAT# 122-6869	-6	132
035-42-017	CAT# 124-2162	-8	CAT# 124-2117	-8	CAT# 122-6870	-8	115
035-42-028	CAT# 124-2117	-8	CAT# 124-2117	-8	CAT# 122-6870	-8	64
035-42-029	CAT# 124-2114	-6	CAT# 124-2114	-6	CAT# 122-6869	-6	51
035-42-038	CAT# 124-2147	-8	CAT# 124-2117	-8	CAT# 122-6870	-8	75
035-42-039	CAT# 124-2144	-6	CAT# 124-2114	-6	CAT# 122-6869	-6	60
035-42-040	CAT# 154-0096	-4	CAT# 124-2144	-6	CAT# 122-6869	-6	70
035-42-041	CAT# 124-2111	-4	CAT# 124-2111	-4	CAT# 122-6867	-4	47
035-42-042	CAT# 124-2111	-4	CAT# 124-2111	-4	CAT# 122-6867	-4	77
035-42-043	CAT# 124-2111	-4	CAT# 124-2140	-4	CAT# 122-6867	-4	81
035-42-044	CAT# 124-2111	-4	CAT# 124-2111	-4	CAT# 122-6867	-4	58
035-42-045	CAT# 124-2111	-4	CAT# 124-2111	-4	CAT# 122-6867	-4	90
035-42-046	CAT# 124-2158	-4	CAT# 124-2111	-4	CAT# 122-6887	-4	140
035-42-047	CAT# 124-2111	-4	CAT# 124-2111	-4	CAT# 122-6887	-4	120
035-42-048	CAT# 124-2111	-4	CAT# 124-2111	-4	CAT# 122-6887	-4	100
035-42-049	CAT# 124-2116	-8	CAT# 124-2114	-6	CAT# 122-6889	-6	107
035-42-050	CAT# 124-2145	-8	CAT# 124-2114	-6	CAT# 122-6889	-6	107
035-42-051	CAT# 124-2114	-6	CAT# 124-2144	-6	CAT# 122-6869	-6	96
046-42-065	CAT# 124-2123	-16	CAT# 124-2123	-16	CAT# 122-6906	-16	65
046-42-067	NOT AVAILABLE	-20	NOT AVAILABLE	-16	NOT AVAILABLE	-16	72
046-42-073	CAT# 7X-4818	-16	NOT AVAILABLE	-20	CAT# 276-2088	-16	37
046-42-074	CAT# 124-2117	-8	CAT# 124-2117	-8	CAT# 122-6890	-8	26
046-42-075	CAT# 9X-3760	-12	CAT# 9X-3760	-12	CAT# 122-6905	-12	95.5
046-42-076	CAT# 6V-9951	-4	CAT# 124-2144	-6	CAT# 238-8337	-6	26
046-42-077	CAT# 6V-9951	-6	CAT# 6V-9951	-6	CAT# 238-8337	-6	30
046-42-078	CAT# 6V-9951	-6	CAT# 6V-9962	-6	CAT# 238-8337	-6	38
046-42-079	NOT AVAILABLE	-4	CAT# 6V-9951	-6	CAT# 238-8337	-6	43
046-42-080	CAT# 9X-7666	-16	CAT# 6V-9975	-16	CAT# 238-8342	-16	60
046-42-081	CAT# 6V-9975	-16	CAT# 184-7201	-16	CAT# 238-8342	-16	60
035-42-002	CAT# 124-2055	-20	CAT# 124-2123	-16	CAT# 122-6906	-16	18
035-42-010	CAT# 7X-1437	-16	CAT# 155-2886	-16	CAT# 276-2088	-16	32
035-42-011	CAT# 7X-1437	-16	CAT# 7X-4818	-16	CAT# 276-2088	-16	34.5
035-42-012	CAT# 7X-1437	-16	CAT# 7X-4817	-16	CAT# 276-2088	-16	29
035-42-013	CAT# 7X-1437	-16	CAT# 7X-4818	-16	CAT# 276-2088	-16	34.75
035-42-020	CAT# 9X-3776	-12	CAT# 9X-3760	-12	CAT# 122-6905	-12	63
035-42-021	CAT# 124-2153	-12	CAT# 9X-3760	-12	CAT# 122-6905	-12	22
035-42-025	CAT# 124-2128	-4	CAT# 124-2111	-4	CAT# 122-6887	-4	17.75
035-42-027	CAT# 124-2140	-4	CAT# 124-2111	-4	CAT# 122-6887	-4	9.375
035-42-030	CAT# 124-2111	-4	CAT# 124-2113	-6	CAT# 122-6867	-4	17.5
035-42-031	CAT# 124-2140	-4	CAT# 124-2111	-4	CAT# 122-6867	-4	39
035-42-032	CAT# 124-2111	-4	CAT# 124-2140	-4	CAT# 122-6887	-4	38.75
035-42-033	CAT# 124-2111	-4	CAT# 124-2140	-4	CAT# 122-6887	-4	35
035-42-034	CAT# 124-2111	-4	CAT# 124-2140	-4	CAT# 122-6887	-4	56
035-42-035	CAT# 124-2111	-4	CAT# 124-2140	-4	CAT# 122-6887	-4	53
035-42-036	CAT# 124-2111	-4	CAT# 124-2140	-4	CAT# 122-6887	-4	37.25
035-42-037	CAT# 124-2111	-4	CAT# 124-2140	-4	CAT# 122-6887	-4	30
035-42-052	CAT# 124-2140	-4	CAT# 124-2111	-4	CAT# 122-6887	-4	18
046-42-068	CAT# 9X-3760	-12	CAT# 9X-3760	-12	CAT# 122-6905	-12	98
046-42-069	CAT# 9X-3776	-12	CAT# 9X-3760	-12	CAT# 122-6905	-12	66.25
046-42-070	CAT# 9X-3760	-12	CAT# 9X-3760	-12	CAT# 122-6905	-12	87
046-42-071	CAT# 9X-3760	-12	CAT# 124-2153	-12	CAT# 122-6905	-12	23.5
046-42-072	CAT# 124-2157	-20	1JS43-16-20 N/A IN CAT	-16	CAT# 122-6907	-20	37

GRAPHIC #1

# GP - HOSE CHART - D6T (T4i)

HOSE NO.	OVERALL LENGTH (INCHES)	PARKER AS #
035-42-016	132	PARK# F482TC-J9JC-6-6-6-132
035-42-017	115	PARK# F482TC-J1JC-8-8-8-115
035-42-028	64	PARK# F482TC-JCJC-8-8-8-64
035-42-029	51	PARK# F482TC-JCJC-6-6-6-51
035-42-038	75	PARK# F482TC-J9JC-8-8-8-75
035-42-039	60	PARK# F482TC-J9JC-6-6-6-60
035-42-040	70	PARK# F482TC-JCJ9-4-6-6-70
035-42-041	47	PARK# F482TC-JCJC-4-4-4-47
035-42-042	77	PARK# F482TC-JCJC-4-4-4-77
035-42-043	81	PARK# F482TC-JCJ9-4-4-4-81
035-42-044	58	PARK# F482TC-JCJC-4-4-4-58
035-42-045	90	PARK# F482TC-JCJC-4-4-4-90
035-42-046	140	PARK# F471TC-J1JC-4-4-4-140
035-42-047	120	PARK# F471TC-JCJC-4-4-4-120
035-42-048	100	PARK# F471TC-JCJC-4-4-4-100
035-42-049	107	PARK# F471TC-JCJC-8-6-6-107
035-42-050	107	PARK# F471TC-J9JC-8-6-6-107
035-42-051	96	PARK# F482TC-JCJ9-6-6-6-96
046-42-065	65	PARK# F881JCJC-16-16-16-ASB-65
046-42-067	72	PARK# F782TC-4B19-20-16-16-72
046-42-073	37	PARK# F782TC-J9JS-16-20-16-37
046-42-074	26	PARK# F471TC-JCJC-8-8-8-26
046-42-075	95.5	PARK# F881JC-JC-12-12-12-ASB-95.5
046-42-076	26	PARK# F471TC-JCJ9-4-6-6-26
046-42-077	30	PARK# F471TC-JCJC-6-6-6-30
046-42-078	38	PARK# F471TC-JCJ7-6-6-6-38
046-42-079	43	PARK# F471TC-J9JC-4-6-6-43
046-42-080	60	PARK# F722TC-26J9-16-16-16-60
046-42-081	60	PARK# F722TC-J9JC-16-16-16-60
035-42-002	18	PARK# F881-15JC-20-16-16-18
035-42-010	32	PARK# F782TC-JS6N-16-16-16-ASB-32
035-42-011	34.5	PARK# F782TC-JS9J-16-16-16-ASB-34.5
035-42-012	29	PARK# F782TC-JSJ7-16-16-16-29
035-42-013	34.75	PARK# F782TC-JS9J-16-16-16-34.75
035-42-020	63	PARK# F881-J7JC-12-12-12-63
035-42-021	22	PARK# F881-J9JC-12-12-12-22
035-42-025	17.75	PARK# F471TCJ7JC-4-4-4-17.75
035-42-027	9.375	PARK# F471TCJ9JC-4-4-4-9.375
035-42-030	17.5	PARK# F482TCJJC-4-6-4-17.5
035-42-031	39	PARK# F482TCJ9JC-4-4-4-39
035-42-032	38.75	PARK# F471TCJJC9-4-4-4-38.75
035-42-033	35	PARK# F471TCJJC9-4-4-4-35
035-42-034	56	PARK# F471TCJJC9-4-4-4-56
035-42-035	53	PARK# F471TCJJC9-4-4-4-53
035-42-036	37.25	PARK# F471TCJJC9-4-4-4-37.25
035-42-037	30	PARK# F471TCJJC9-4-4-4-30
035-42-052	18	PARK# F471TCJ9JC-4-4-4-18
046-42-068	98	PARK# F881JCJC-12-12-12-ASB-98
046-42-069	66.25	PARK# F881J7JC-12-12-12-ASB-66.25
046-42-070	87	PARK# F881JCJC-12-12-12-ASB-87
046-42-071	23.5	PARK# F881JCJ9-12-12-12-23.5
046-42-072	37	PARK# F881-J9JS-20-16-20-ASB-37

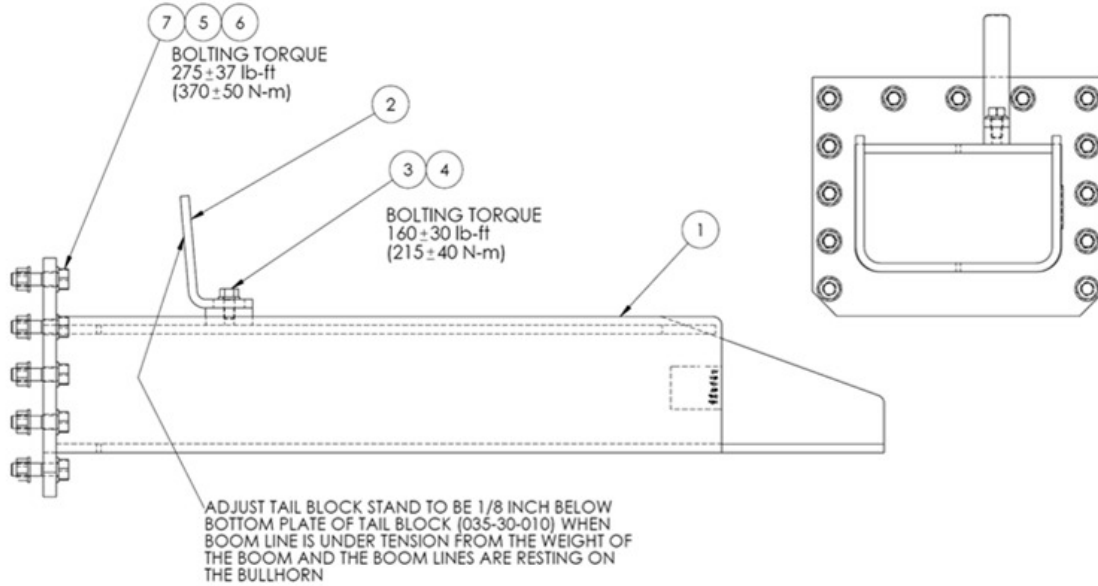
GRAPHIC #1

<END>

# GP CROSSMEMBER - D6T (T4i) & 72H

## 046-12-001 GP CROSSMEMBER - D6T (T4i) & 72H

NOTE	REF NO	GRAPHIC REF	PART NUMBER	QTY	PART NAME						SEE PAGE
					1	2	3	4	5	6	
	1		046-12-002	1	AS - CROSSMEMBER - D6T (T4i) & 72H						
	2		035-30-033	1	PLT - TAIL BLOCK STAND						
	3		CAT# 7X-0343	1	HDW - BOLT - 5/8-11 UNC X 1.25 HEX						
	4		CAT# 8T-4122	1	HDW - WASHER 5/8						
	5		CAT# 8T-4994	26	WASHER - 3/4 INCH - HARDENED						
	6		CAT# 6V-8182	13	NUT - 3/4-10 UNC HEX						
	7		CAT# 8C-6857	13	BOLT - 3/4-10 X 2.75 UNC HEX						



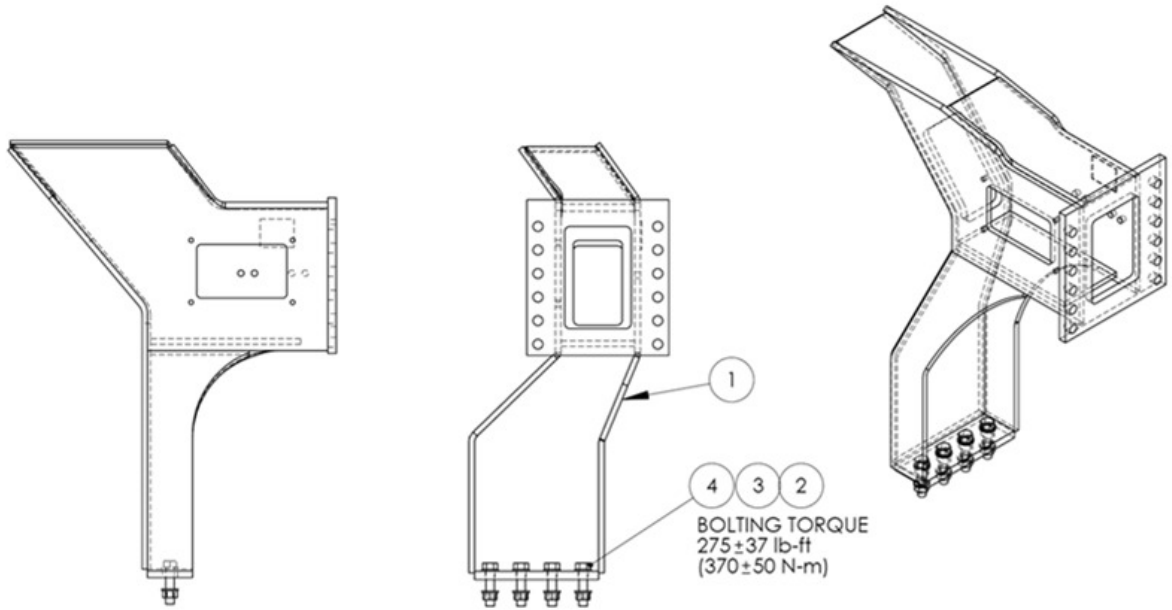
GRAPHIC #1

<END>

# GP CROSSMEMBER - D6T (T4i) & 72H

## 035-12-001 AS - CROSSMEMBER

NOTE	REF NO	GRAPHIC REF	PART NUMBER	QTY	PART NAME						SEE PAGE
					1	2	3	4	5	6 (PRODUCT LEVEL)	
	1		035-12-006	1	AS - CROSSMEMBER SUPPORT						
	2		CAT# 6V-8182	4	NUT - 3/4-10 UNC HEX						
	3		CAT# 8T-4994	8	WASHER - 3/4 INCH - HARDENED						
	4		CAT# 7X-0369	4	BOLT - 3/4-10 X 3.25 UNC HEX						



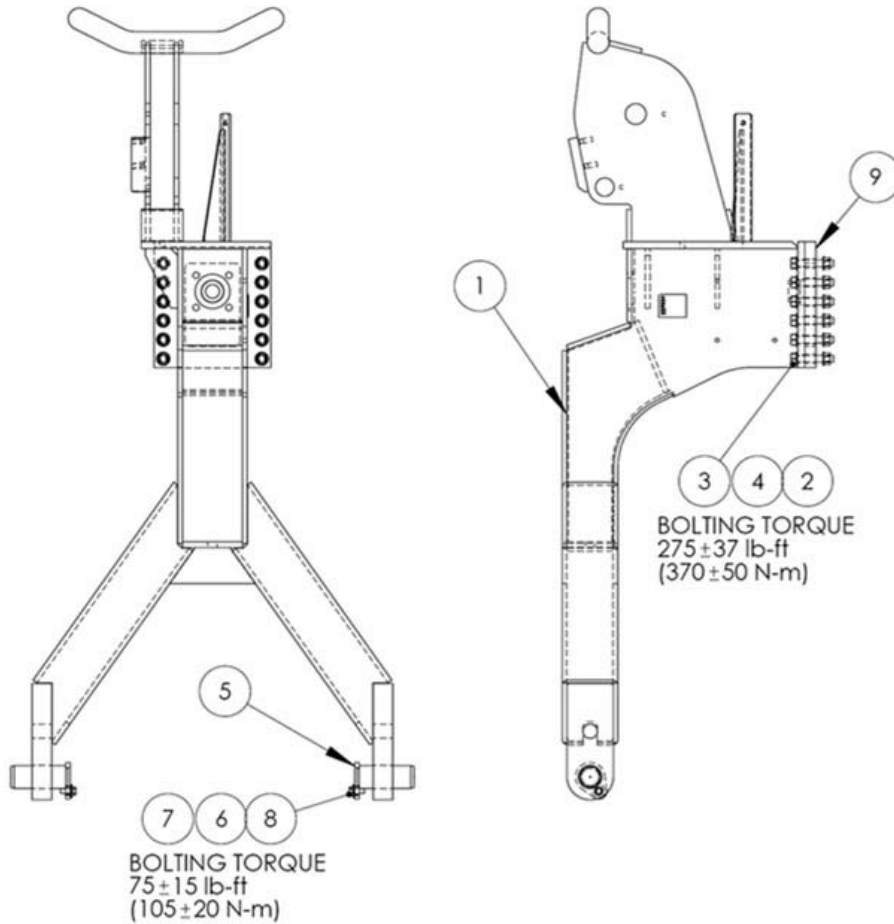
GRAPHIC #1

<END>

# GP – LH FRAME – D6R III & D6T

## 035-15-000 GP – LH FRAME – D6R III & D6T

NOTE	REF NO	GRAPHIC REF	PART NUMBER	QTY	PART NAME						SEE PAGE
					1	2	3	4	5	6	
	1		035-15-001	1	AS – LH FRAME						
	2		CAT# 6V-8182	12	NUT - 3/4-10 UNC HEX						
	3		CAT# 8C-8842	12	BOLT - 3/4-10 X 4 UNC HEX						
	4		CAT# 8T-4994	24	WASHER - 3/4 INCH - HARDENED						
	5		035-68-049	2	AS - PIN (Ø2.478 x 6.41 LNG)						
	6		CAT# 4B-5273	2	WASHER, USS (34.93MM)						
	7		035-30-007	2	SPACER						
	8		CAT# 8T-8917	2	CAPSCREW-HEX HD-PLATED 1/2-13UNC X 1-1/4 LNG						
	9		035-15-021	1	LH SPACER						



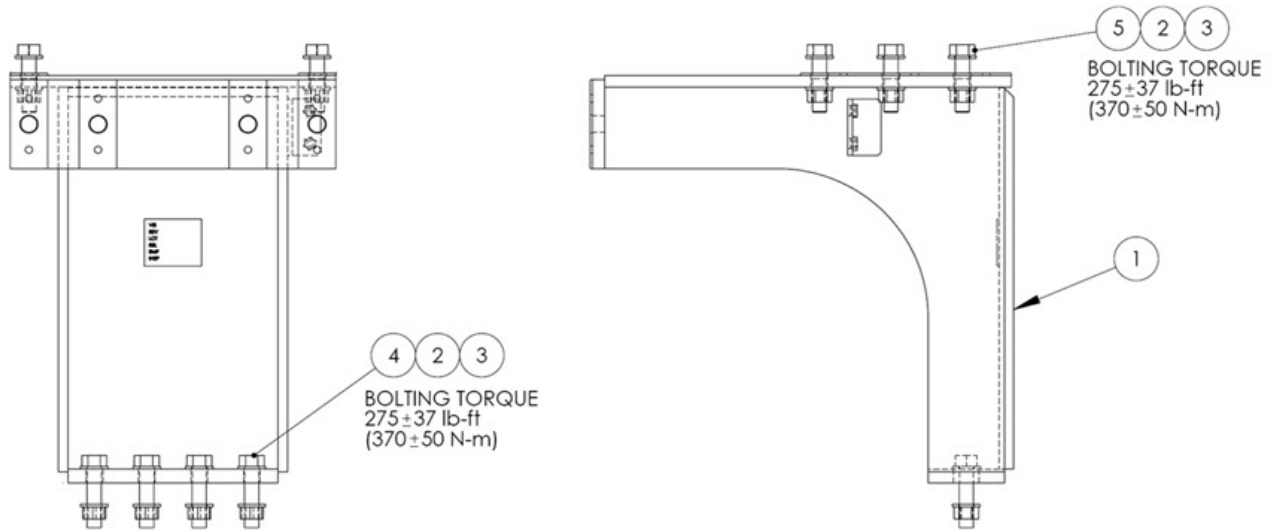
GRAPHIC #1

<END>

# GP – RH FRAME SUPPORT – D6R SIII & D6T

## 035-10-001 GP – RH FRAME SUPPORT – D6R SIII & D6T

NOTE	REF NO	GRAPHIC REF	PART NUMBER	QTY	PART NAME						SEE PAGE
					1	2	3	4	5	6 (PRODUCT LEVEL)	
	1		035-10-031	1	AS - RH FRAME SUPPORT - MACH						
	2		CAT# 8T-4994	20	WASHER - 3/4 INCH - HARDENED						
	3		CAT# 6V-8182	10	NUT - 3/4-10 UNC HEX						
	4		CAT# 7X-0369	4	BOLT - 3/4-10 X 3.25 UNC HEX						
	5		CAT# 7X-0368	6	HDW - BOLT - 3/4-10 UNC X 3.0 HEX						



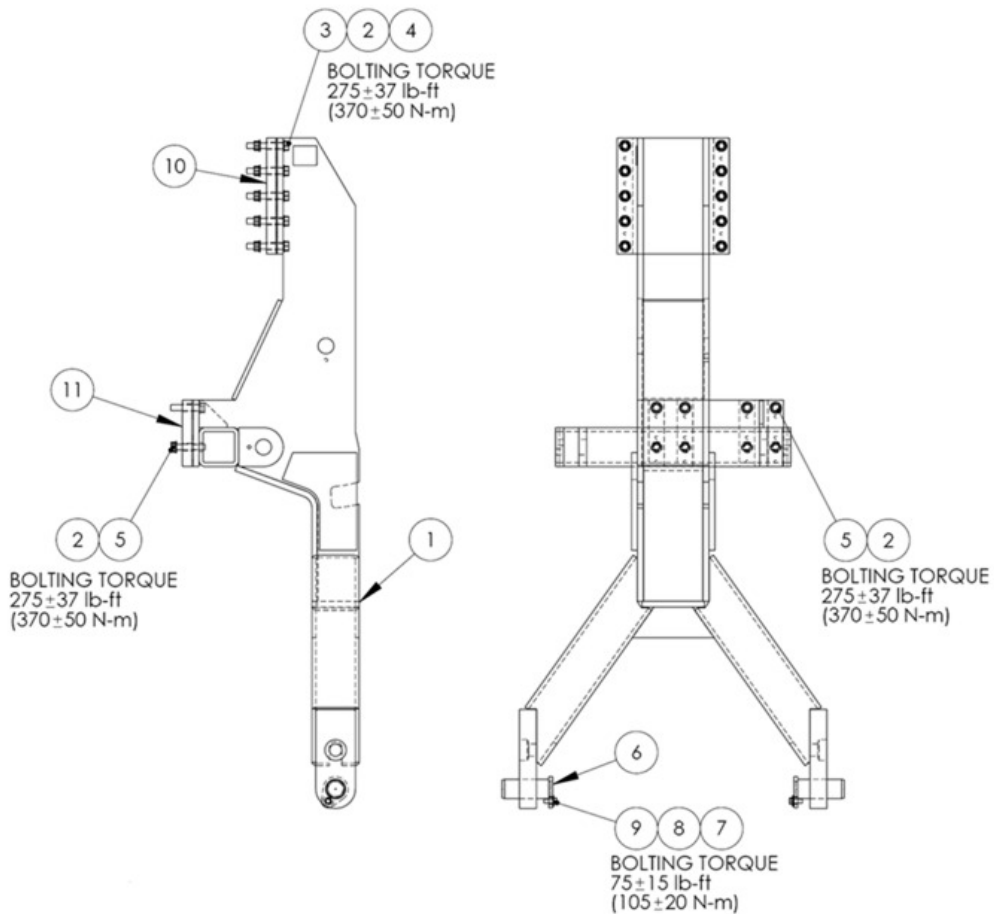
GRAPHIC #1

<END>

# GP – RH FRAME - D6R SIII & D6T

## 035-10-000 GP – RH FRAME - D6R SIII & D6T

NOTE	REF NO	GRAPHIC REF	PART NUMBER	QTY	PART NAME						SEE PAGE
					1	2	3	4	5	6	
	1		035-10-002	1	AS - RH FRAME - MACHINING						
	2		CAT# 8T-4994	28	WASHER - 3/4 INCH - HARDENED						
	4		CAT# 6V-8182	10	NUT - 3/4-10 UNC HEX						
	5		CAT# 7X-0371	8	BOLT - 3/4-10 X 3.75 UNC HEX						
	6		035-68-049	2	AS - PIN (Ø2.478 x 6.41 LNG)						
	7		035-30-007	2	SPACER						
	8		CAT# 4B-5273	2	WASHER, USS (34.93MM)						
	9		CAT# 8T-8917	2	CAPSCREW-HEX HD-PLATED 1/2-13UNC X 1-1/4 LNG						
	10		035-10-032	2	RH SPACER 1						
	11		035-10-033	1	RH SPACER 2						



GRAPHIC #1

<END>



# MEMORANDA

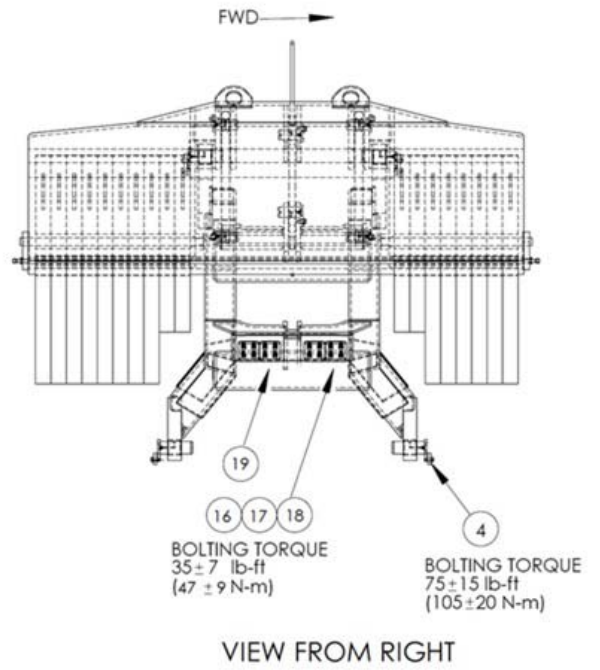
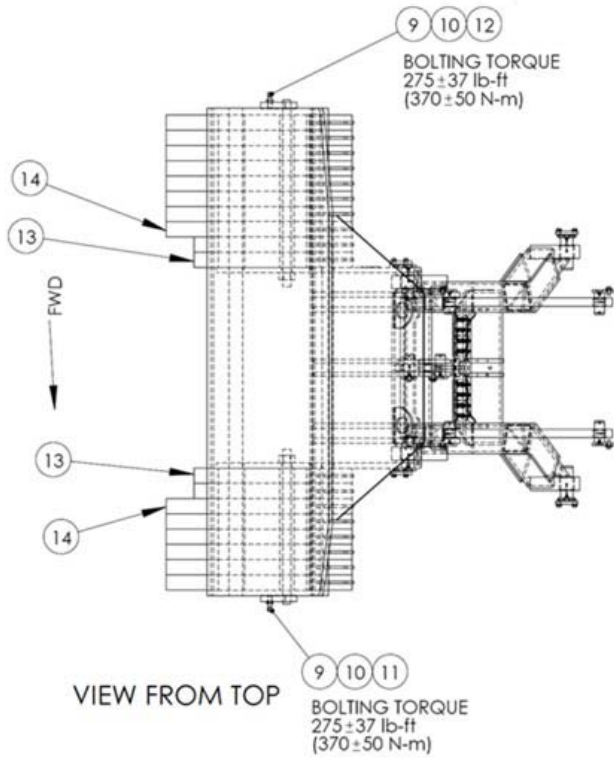
# GP – COUNTERWEIGHT 72H

## 035-68-001 GP – COUNTERWEIGHT 72H

NOTE	REF NO	GRAPHIC REF	PART NUMBER	QTY	PART NAME						SEE PAGE
					1	2	3	4	5	6 (PRODUCT LEVEL)	
	1		035-68-002	1	AS - COUNTERWEIGHT YOKE						
	2		035-68-022	1	AS - COUNTERWEIGHT FRAME						
	3		035-68-041	2	AS - LINK						761
	4		035-44-001	4	GP - CTWT YOKE PIN						762
	5		035-68-047	6	AS- PIN - GREASED						763
	6		CAT# 8T-8917	6	CAPSCREW-HEX HD-PLATED 1/2-13UNC X 1-1/4 LNG						
	7		CAT# 4B-5273	6	WASHER, USS (34.93MM)						
	8		035-30-007	6	SPACER						
	9		CAT# 4B-3604	2	SETSCREW - 3/4-10 X 2.5 SQUARE HEAD UNC						
	10		CAT# 1D-5119	2	NUT- JAM - 3/4-10 - HEX						
	11		035-68-059	1	AS - ROD COUNTERWEIGHT (28-3/4" GRIP)						
	12		035-68-060	1	AS - ROD COUNTERWEIGHT (35" GRIP)						
	13		035-68-036	4	PLATE AS - INSIDE COUNTERWEIGHT						
	14		035-68-037	14	PLATE AS - OUTSIDE COUNTERWEIGHT						
	15		035-68-076	1	AS - LATCH						
	16		CAT# 8T-4896	32	WASHER – 3/8 IN –FLAT HARD						
	17		CAT# 4L-9337	16	BOLT – 3/8-16 X 1.5 UNC HEX						
	18		CAT# 2K-4973	16	HDW – LOCK NUT 3/8"						
	19		040-68-068	4	BUMPER - CTWT						

# GP – COUNTERWEIGHT 72H

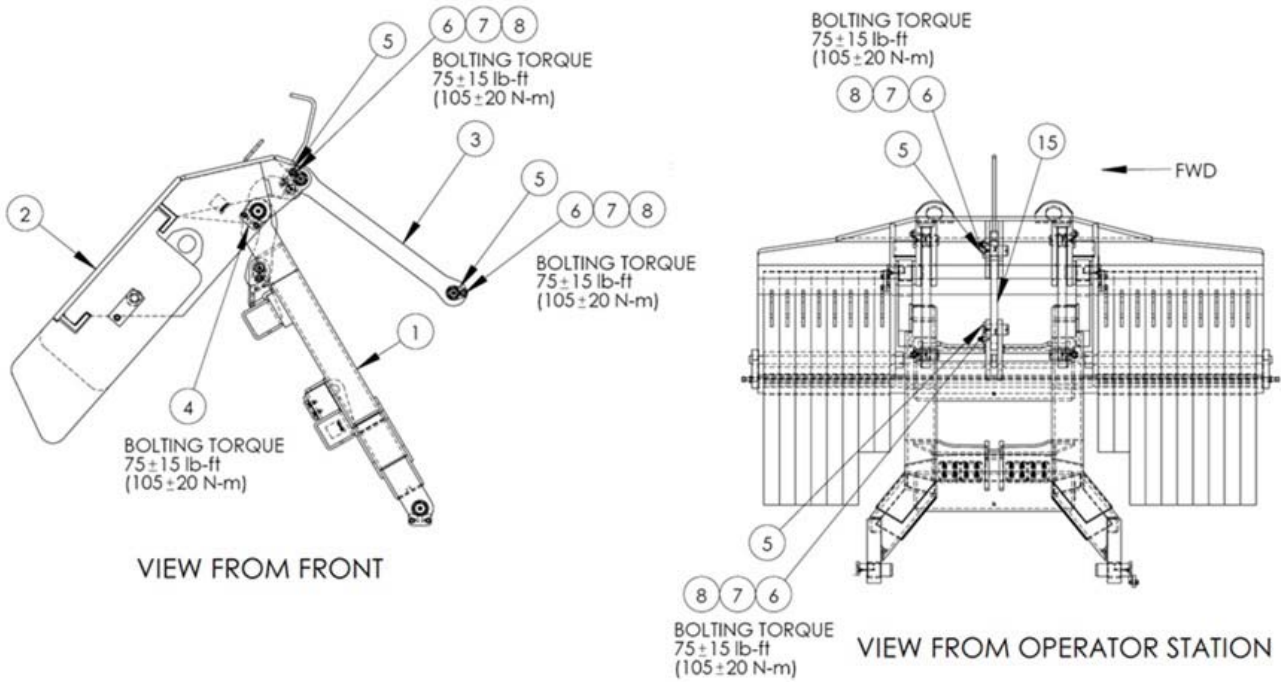
035-68-001 GP – COUNTERWEIGHT 72H (contd.)



GRAPHIC #1

# GP – COUNTERWEIGHT 72H

035-68-001 GP – COUNTERWEIGHT 72H (contd.)



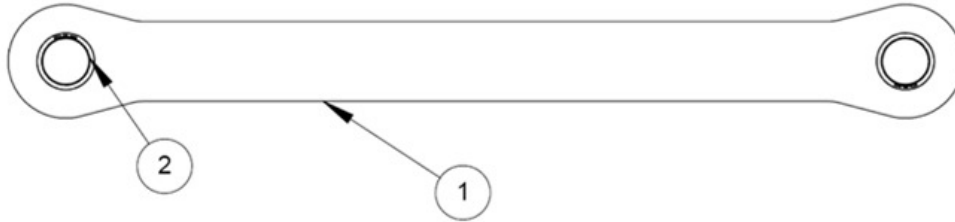
GRAPHIC #2

<END>

# GP – COUNTERWEIGHT 72H

## 035-68-041 AS - LINK

NOTE	REF NO	GRAPHIC REF	PART NUMBER	QTY	PART NAME						SEE PAGE
					1	2	3	4	5	6 (PRODUCT LEVEL)	
	1		035-68-042	1	LINK						
	2		035-68-075	2	MB – BEARING SLEEVE						



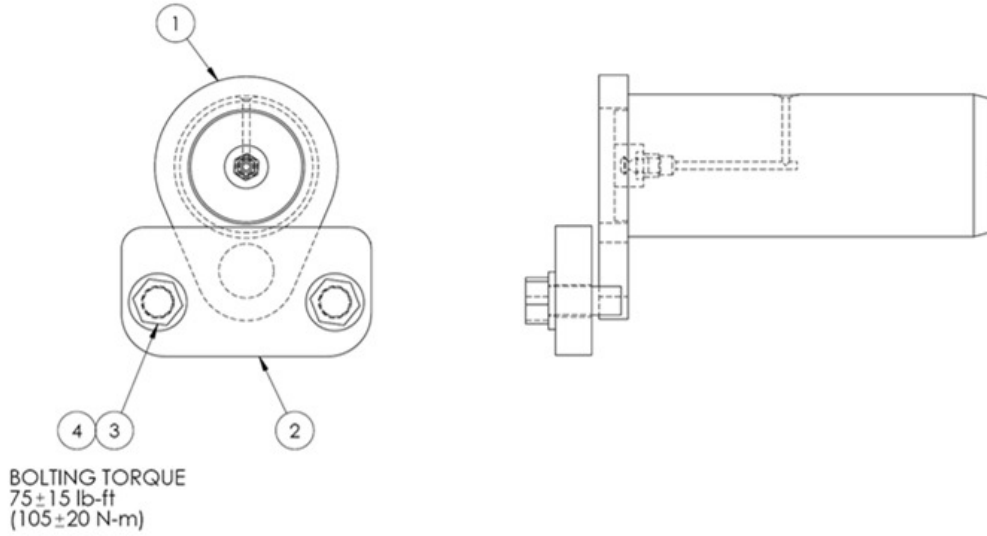
GRAPHIC #1

<END>

# GP – COUNTERWEIGHT 72H

## 035-44-001 GP – CTWT YOKE PIN

NOTE	REF NO	GRAPHIC REF	PART NUMBER	QTY	PART NAME						SEE PAGE
					1	2	3	4	5	6 (PRODUCT LEVEL)	
	1		035-68-051	1	AS - PIN - GREASED						
	2		035-44-002	1	PLT - PIN RETAINER						
	3		CAT# 8T-8917	2	CAPSCREW-HEX HD-PLATED 1/2-13UNC X 1-1/4 LNG						
	4		CAT# 8T-4223	2	1/2", M12 WASHER FLAT, HARD, PLATED						



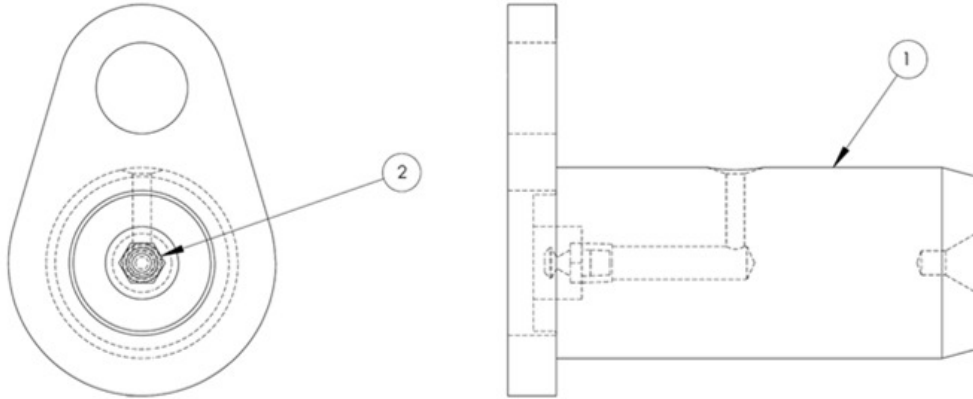
GRAPHIC #1

<END>

# GP – COUNTERWEIGHT 72H

## 035-68-047 AS - PIN - GREASED

NOTE	REF NO	GRAPHIC REF	PART NUMBER	QTY	PART NAME						SEE PAGE
					1	2	3	4	5	6 (PRODUCT LEVEL)	
	1		035-68-047	1	AS - PIN - GREASED						763
	2*		CAT# 3B-8489	1	1/8 NPT GREASE FITTING						



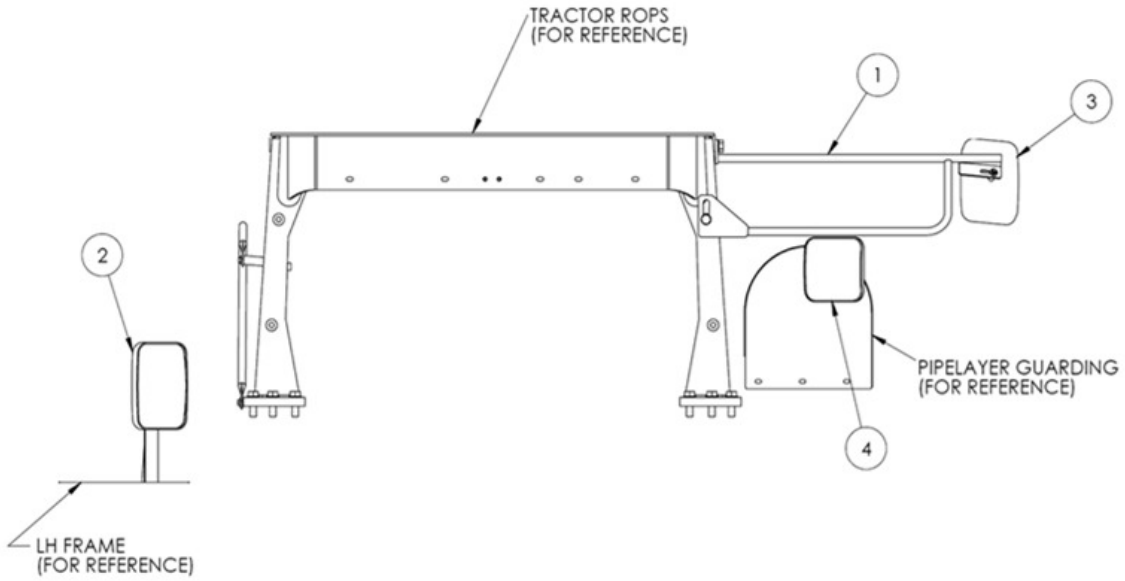
GRAPHIC #1

<END>

# GP - MIRRORS

## 046-63-030 GP - MIRRORS

NOTE	REF NO	GRAPHIC REF	PART NUMBER	QTY	PART NAME						SEE PAGE
					1	2	3	4	5	6 (PRODUCT LEVEL)	
	1		046-63-031	1	AS - RH OVERHEAD MIRROR BRKT - D6T (T4i)						765
	2		035-63-026	1	AS - MIRROR						766
	3		035-63-028	1	AS - MIRROR						767
	4		035-63-033	1	AS - MIRROR SQ						768



GRAPHIC #1

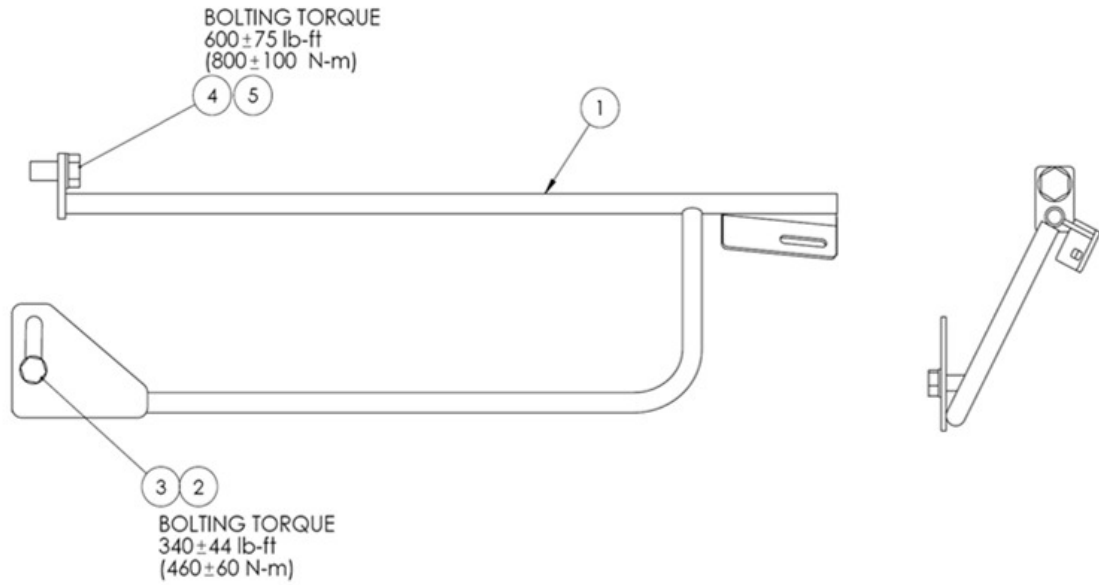
<END>



# GP - MIRRORS

## 046-63-031 AS – RH OVERHEAD MIRROR BRKT – D6T (T4i)

NOTE	REF NO	GRAPHIC REF	PART NUMBER	QTY	PART NAME						SEE PAGE
					1	2	3	4	5	6 (PRODUCT LEVEL)	
	1		046-63-032	1	AS - MIRROR BRKT- RH UPPER SIDE - D6T (T4i)						
	2		CAT# 8T-4123	1	HDW - WASHER M20						
	3		CAT# 8T-5460	1	BOLT - M20 x 2.5 x 40MM LONG						
	4		CAT# 8T-5379	1	BOLT - M24 X 3.00 X 50MM LG						



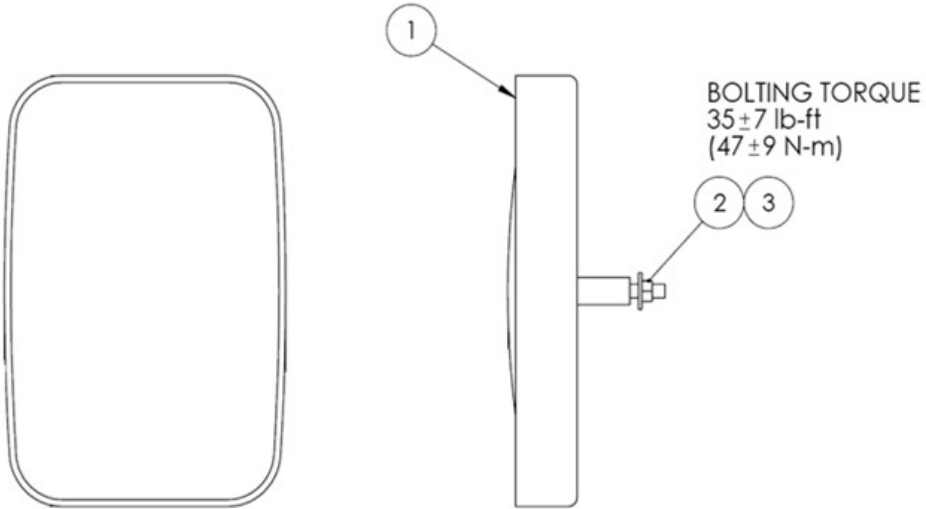
GRAPHIC #1

<END>

# GP - MIRRORS

## 035-63-026 AS - MIRROR

NOTE	REF NO	GRAPHIC REF	PART NUMBER	QTY	PART NAME						SEE PAGE
					1	2	3	4	5	6 (PRODUCT LEVEL)	
	1		035-63-027	1	HDWM - MIRROR						
	2		CAT# 2K-4973	1	HDW - LOCK NUT 3/8"						
	3		CAT# 4B-5271	1	HDW - USS WASHER 3/8"						



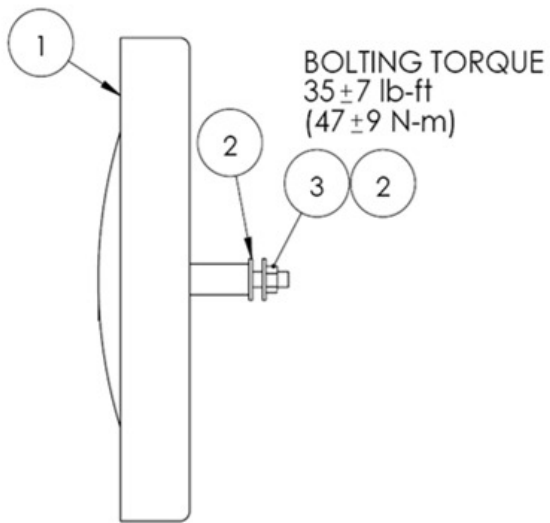

GRAPHIC #1

<END>

# GP - MIRRORS

## 035-63-028 AS – MIRROR

NOTE	REF NO	GRAPHIC REF	PART NUMBER	QTY	PART NAME						SEE PAGE
					1	2	3	4	5	6 (PRODUCT LEVEL)	
	1		035-63-029	1	HDWM - MIRROR						
	2		CAT# 4B-5271	2	HDW - USS WASHER 3/8"						
	3		CAT# 2K-4973	1	HDW - LOCK NUT 3/8"						



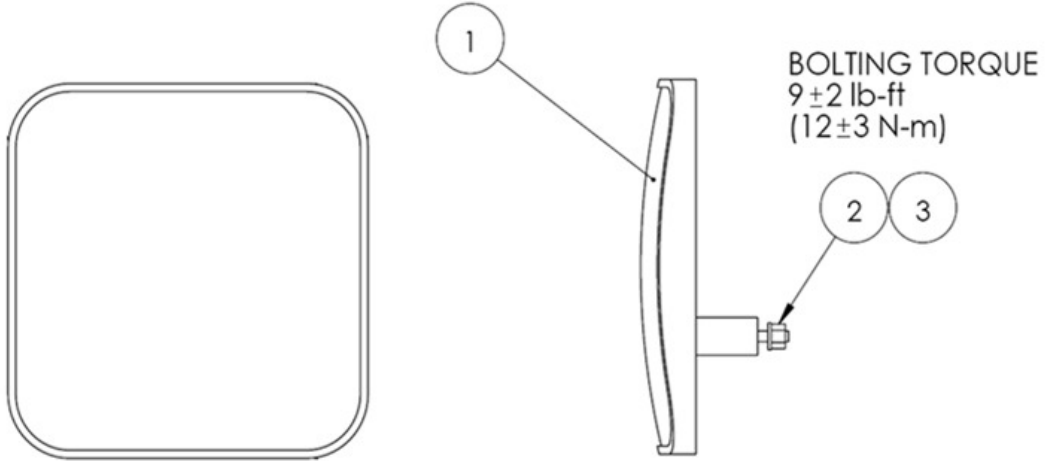
GRAPHIC #1

<END>

# GP - MIRRORS

## 035-63-033 AS – MIRROR SQ

NOTE	REF NO	GRAPHIC REF	PART NUMBER	QTY	PART NAME						SEE PAGE
					1	2	3	4	5	6 (PRODUCT LEVEL)	
	1		035-63-34	1	HDWM - MIRROR SQ						
	2		CAT# 3E-9860	1	HDW - LOCKNUT - 5/16-18						
	3		CAT# 8T-4224	1	HDW - WASHER M8						



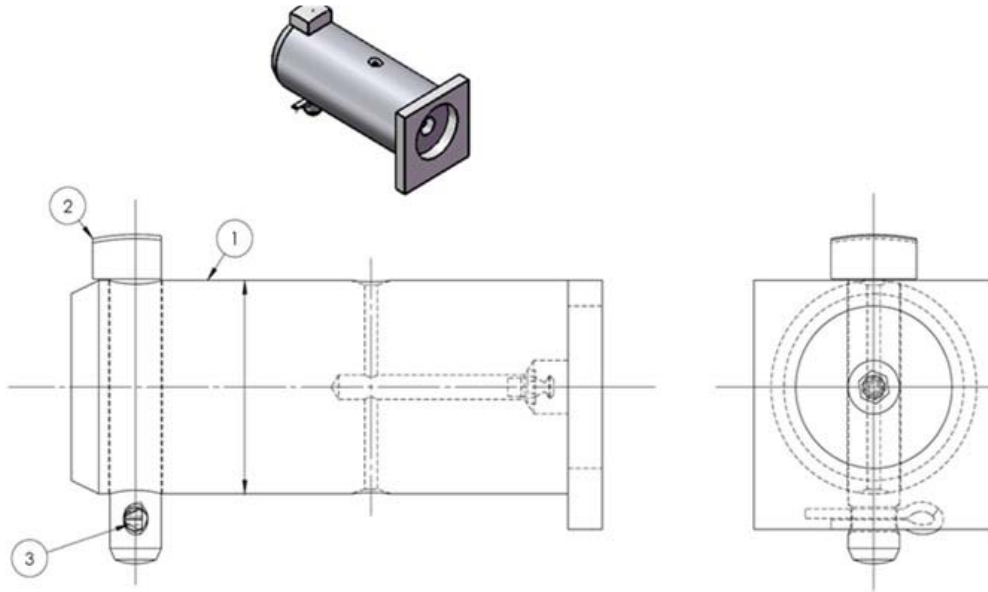
GRAPHIC #1

<END>

# AS – BOOM FOOT PIN

## 041-44-001 AS – BOOM FOOT PIN

NOTE	REF NO	GRAPHIC REF	PART NUMBER	QTY	PART NAME						SEE PAGE
					1	2	3	4	5	6 (PRODUCT LEVEL)	
	1		042-20-028	1	AS - PIN - GREASED						
	2		042-20-031	1	PIN - LOCKING						
	3		CAT# 2H-3771	1	COTTER PIN - 5/16 X 1 1/2						



GRAPHIC #1

<END>

# GP – GUARDING INSTALLATION – D6T (T4i) & 72H

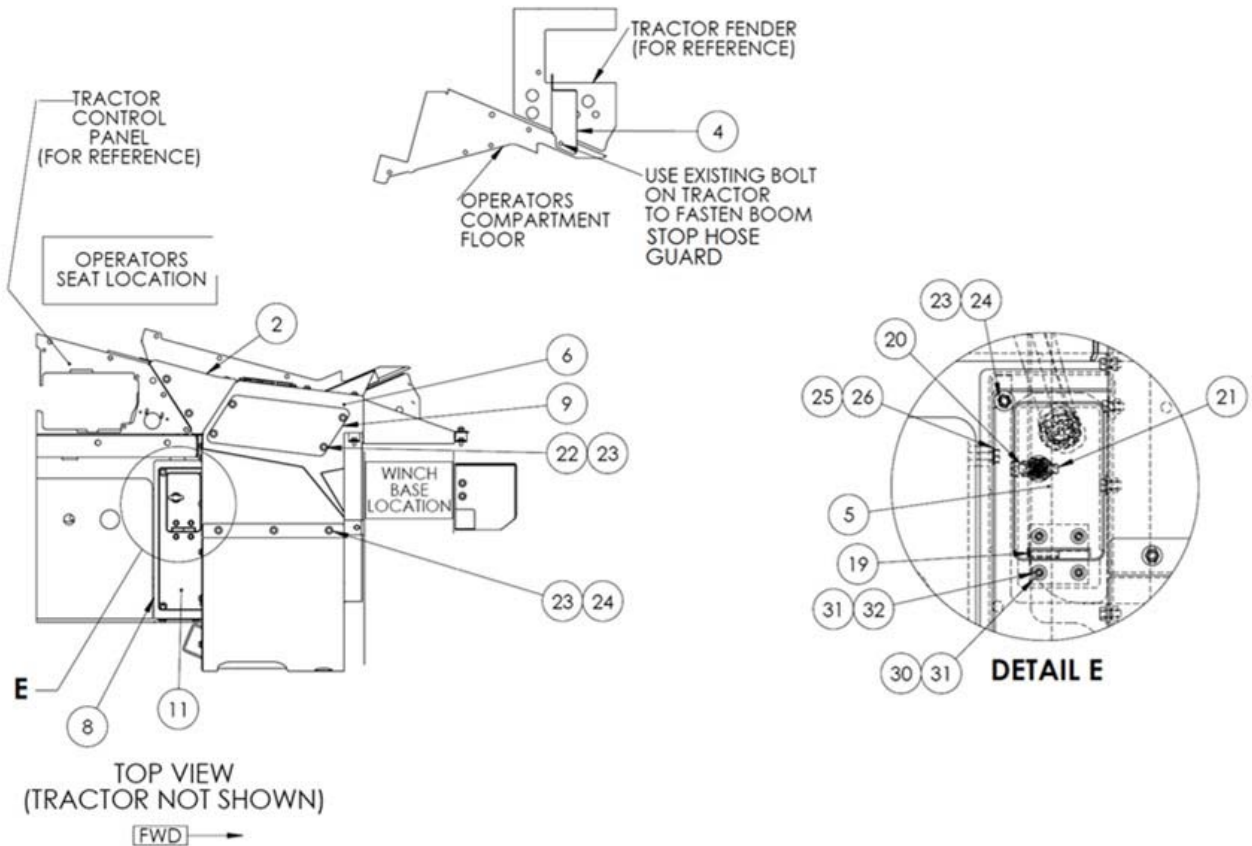
## 046-11-001 GP – GUARDING INSTALLATION – D6T (T4i) & 72H

NOTE	REF NO	GRAPHIC REF	PART NUMBER	QTY	PART NAME						SEE PAGE
					1	2	3	4	5	6 (PRODUCT LEVEL)	
	1		035-11-007	1	AS - GUARD - HOOD						
	2		035-11-015	1	AS - GUARD - TOP REAR						
	3		035-11-027	1	PLT - GUARD - ISOLATOR MOUNT						
	4		035-11-029	1	PLT - GUARD - BOOM STOP HOSES						
	5		035-11-040	1	PLT - GUARDING - DOOR - D6R III, D6T & D6T (T4i)						
	6		046-11-002	1	AS - GUARDING - TOP COVER - D6T (T4i)						
	7		046-11-006	1	AS - GUARD - LEFT SIDE - D6T (T4)						
	8		046-11-008	1	AS - GUARD - REAR - D6T (T4i)						
	9		046-11-011	1	PLT - GUARD - TEST PORT COVER - D6T (T4i)						
	10		046-11-014	1	PLT - GUARDING COVER - D6T (T4i)						
	11		046-11-015	1	AS - GUARDING -SERVICE - D6T (T4i)						
	12		046-11-018	1	AS - GUARD RH SIDE - D6T (T4i)						
	13		046-11-020	1	AS - GUARD SUPPORT - D6T (T4i)						
	14		046-11-024	1	PLT - HOSE GUARD FORMING						
	15		046-11-025	1	AS - HOSE GUARD MOUNT BRKT - REAR						
	16		046-11-027	1	AS - HOSE GUARD MOUNT BRKT - FRONT						
	17		046-11-029	1	AS - FILTER GUARD						
	18		035-45-002	1	HDWM - VIBRATION ISOLATOR - 30MM DIA X 20MM LNG						
	19		MCC# 1151A71	1	HINGE, 3 IN LIFT OFF, RH						
	20		006-04-002	1	CAM, 8mm						
	21		006-04-001	1	LATCH, OTR TURN, WING						
	22		CAT# 9B-7237	8	BOLT - 3/8 -16 UNC X 1.25 LG HEX						
	23		CAT# 4B-5271	49	HDW - USS WASHER 3/8"						
	24		CAT# 5M-3062	37	BOLT - 3/8-16 X 3/4 UNC HEX						
	25		CAT# 8T-4137	4	HDW - BOLT M10X1.5X20						
	26		CAT# 8T-4121	4	HDW - WASHER M10						
	27		CAT# 8T-4200	1	HDW - BOLT M8X1.25X16						
	28		CAT# 8T-4224	2	HDW - WASHER M8						
	29		CAT# 5C-7261	1	HDW - NUT M8X1.25						
	30		CAT# 2D-6235	4	NUT - LOCK 1/4-20NC						
	31		CAT# 4B-5269	8	HDW - USS WASHER 1/4"						
	32		CAT# 4M-5281	4	HDW - BOLT 1/4"-3/4						
	33		CAT# 5S-7379	4	HDW - BOLT, HEX HD-PLATED 3/8-16UNC x 7/8 LNG						
	34 *		046-11-037	1	PLT – HEAT VENT GUARD						
	35 *		100075	1	HEATER LOUVER						
	36 **		046-11-038	1	PLT – HEAT VENT COVER – NO HEATER OPTION						

\*-HEATER OPTION  
 \*\*-HEATER NOT INSTALLED

# GP – GUARDING INSTALLATION – D6T (T4i) & 72H

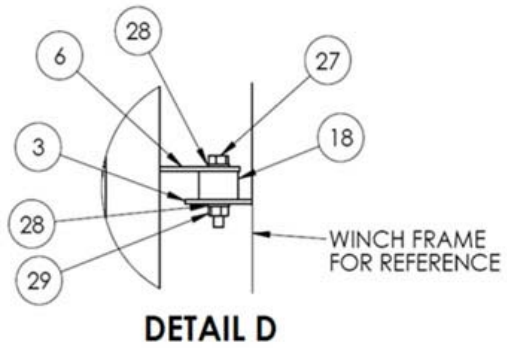
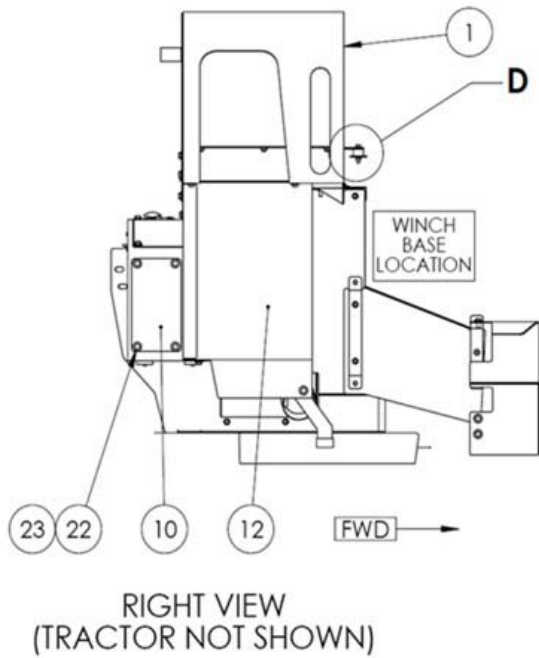
046-11-001 GP – GUARDING INSTALLATION – D6T (T4i) & 72H (contd.)



GRAPHIC #1

# GP – GUARDING INSTALLATION – D6T (T4i) & 72H

046-11-001 GP – GUARDING INSTALLATION – D6T (T4i) & 72H (contd.)



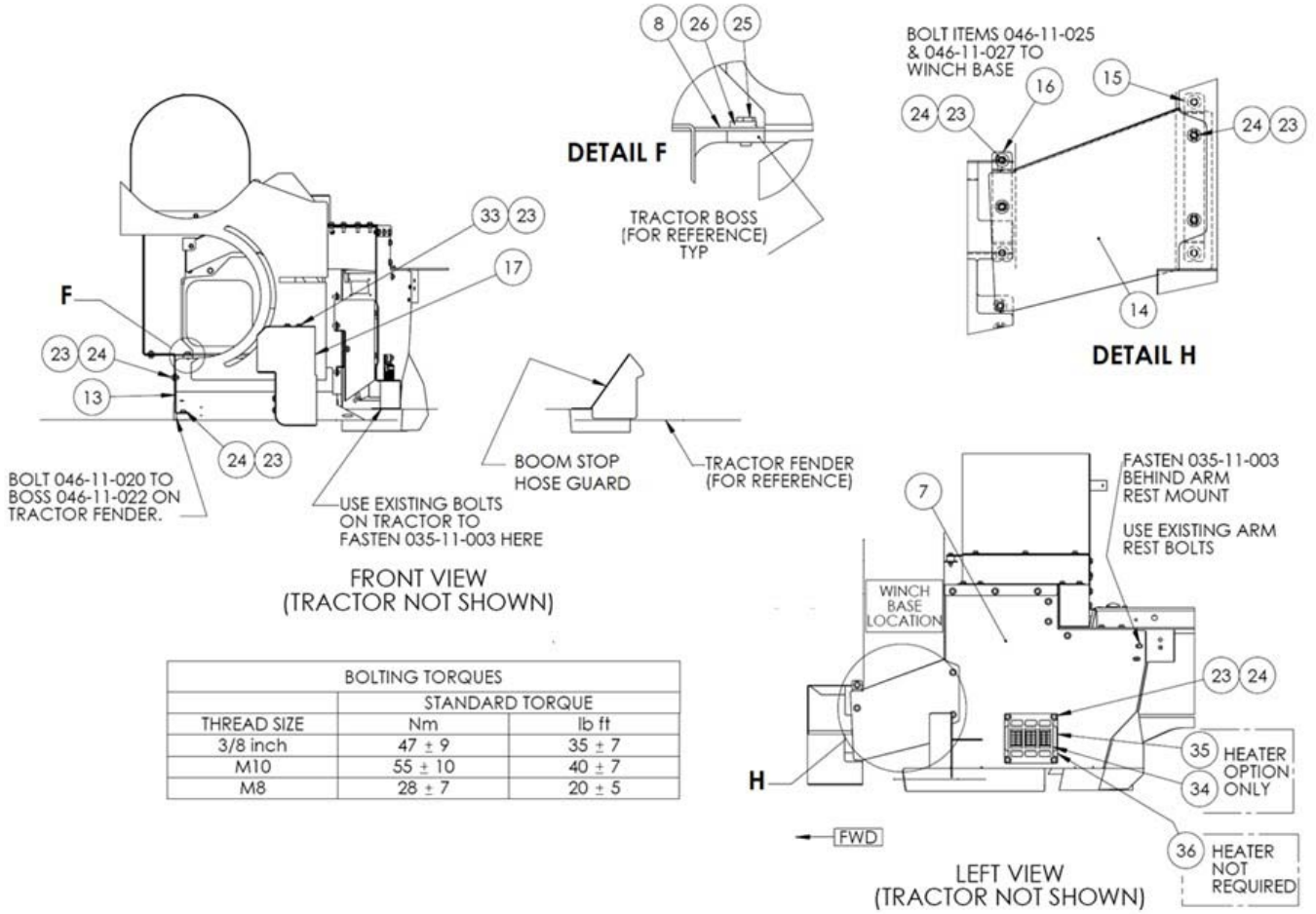
BOLTING TORQUES		
THREAD SIZE	STANDARD TORQUE	
	Nm	lb ft
3/8 inch	47 ± 9	35 ± 7
M10	55 ± 10	40 ± 7
M8	28 ± 7	20 ± 5

GRAPHIC #2



# GP – GUARDING INSTALLATION – D6T (T4i) & 72H

046-11-001 GP – GUARDING INSTALLATION – D6T (T4i) & 72H (contd.)



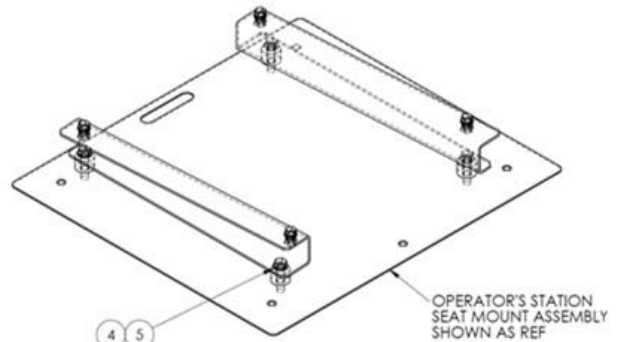
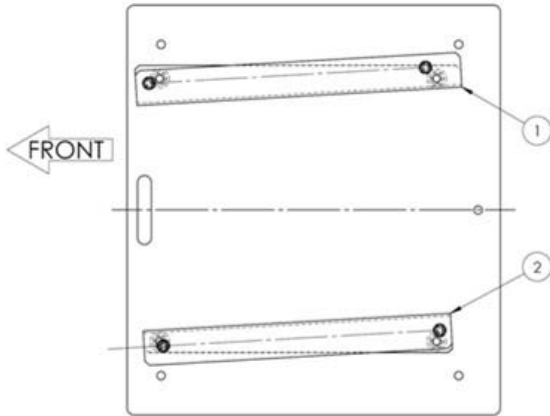
GRAPHIC #3

<END>


# MOUNTING AS – SEAT RISERS

## 040-71-025 MOUNTING AS – SEAT RISERS

NOTE	REF NO	GRAPHIC REF	PART NUMBER	QTY	PART NAME						SEE PAGE
					1	2	3	4	5	6 (PRODUCT LEVEL)	
	1		040-71-027	1	AS - SEAT RISER - RIGHT SIDE						
	2		040-71-028	1	AS - SEAT RISER - LEFT SIDE						
	3		CAT# 5M-3062	4	BOLT - 3/8-16 X 3/4 UNC HEX						
	4		CAT# 6V-5843	4	HDW - BOLT M10X1.5X45						
	5		CAT# 8T-4121	4	HDW - WASHER M10						
	6		CAT# 8T-4896	4	WASHER - 3/8 IN - FLAT HARD						



BOLT SEAT ON RISERS  
 BOLTING TORQUE 35 ± 7lb-ft  
 (47 ± 9N-m)



USE EXISTING HARDWARE  
 TO BOLT RISERS ON TRACTOR  
 BOLTING TORQUE 41 ± 7lb-ft  
 (55 ± 10N-m) TYP 4 PLCS

GRAPHIC #1

<END>

# MEMORANDA

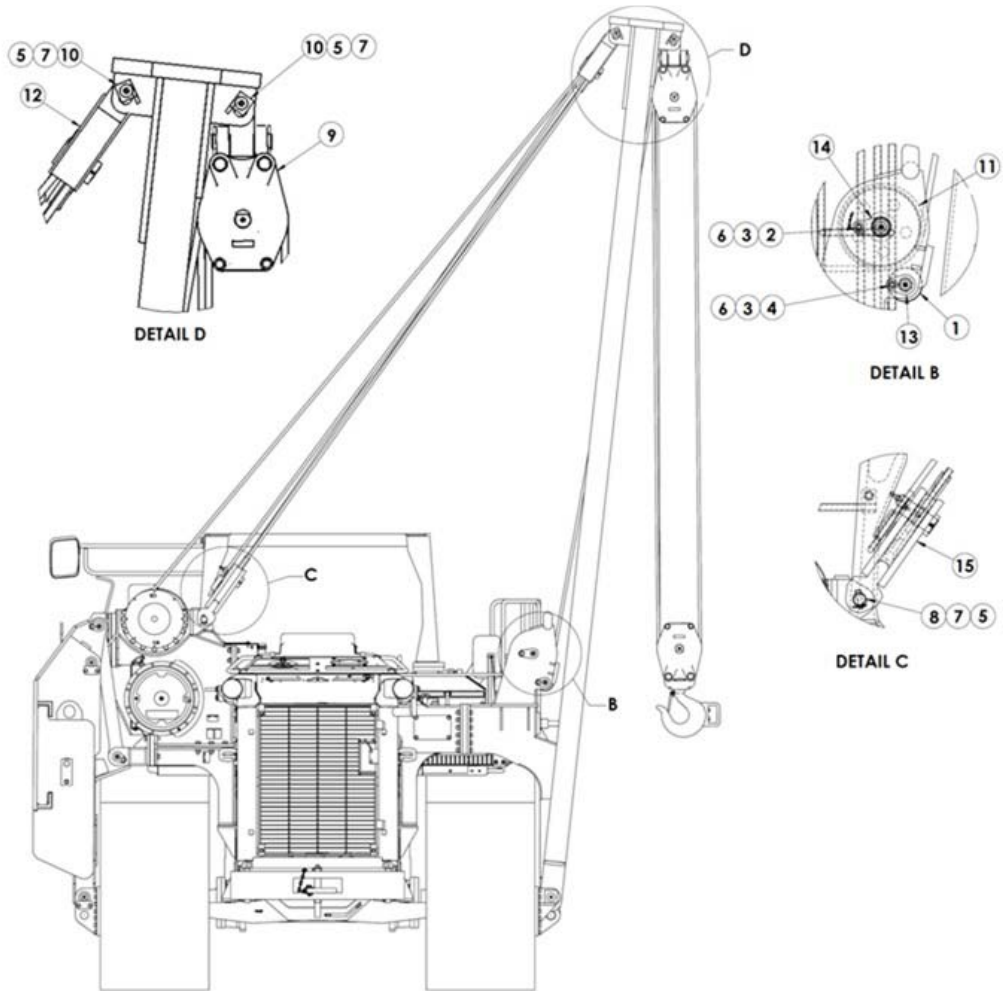
# GP - RIGGING

## 035-30-001 GP - RIGGING

NOTE	REF NO	GRAPHIC REF	PART NUMBER	QTY	PART NAME						SEE PAGE
					1	2	3	4	5	6 (PRODUCT LEVEL)	
	1		035-30-008	1	RB - HOOK CABLE ROLLER GUIDE						
	2		CAT# 8T-8917	1	CAPSCREW-HEX HD-PLATED 1/2-13UNC X 1-1/4 LNG						
	3		CAT# 4B-5273	2	WASHER, USS (34.93MM)						
	4		CAT# 5P-2228	1	HDW - BOLT- 1/2-13UNC X 1 LNG HEX HD-PLATED						
	5		CAT# 3B-4629	4	HDW - COTTER PIN 3/16 X 1 1/2						
	6		035-30-007	2	SPACER						
	7		042-20-027	4	PIN-LOCKING						
	8		035-30-020	1	RB - PIN						
	9		042-30-051	1	GP - LOAD BLOCK						778
	10		042-30-048	2	AS - PIN - GREASED						
	11		042-30-034	1	SHEAVE AS - 12 IN						785
	12		042-30-002	1	BLOCK GROUP - 14" SHEAVE						786
	13		035-68-047	1	AS- PIN - GREASED						763
	14		035-30-025	1	AS - PIN - GREASED						788
	15		035-30-010	1	BLOCK GROUP - 14" SHEAVE						789

# GP - RIGGING

035-30-001 GP - RIGGING (contd.)



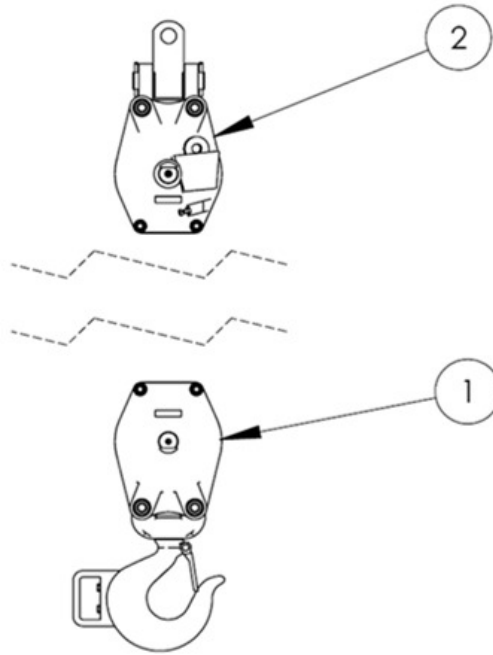
GRAPHIC #1

<END>

# GP - RIGGING

## 042-30-051 GP - LOAD BLOCK

NOTE	REF NO	GRAPHIC REF	PART NUMBER	QTY	PART NAME						SEE PAGE
					1	2	3	4	5	6 (PRODUCT LEVEL)	
	1		042-30-052	1	BLOCK GP - LOAD SHEAVE (LOWER) - 3/4 CABLE						780
	2		042-30-061	1	BLOCK GP - LOAD SHEAVE (UPPER)						782



GRAPHIC #1

<END>

# MEMORANDA

# GP - RIGGING

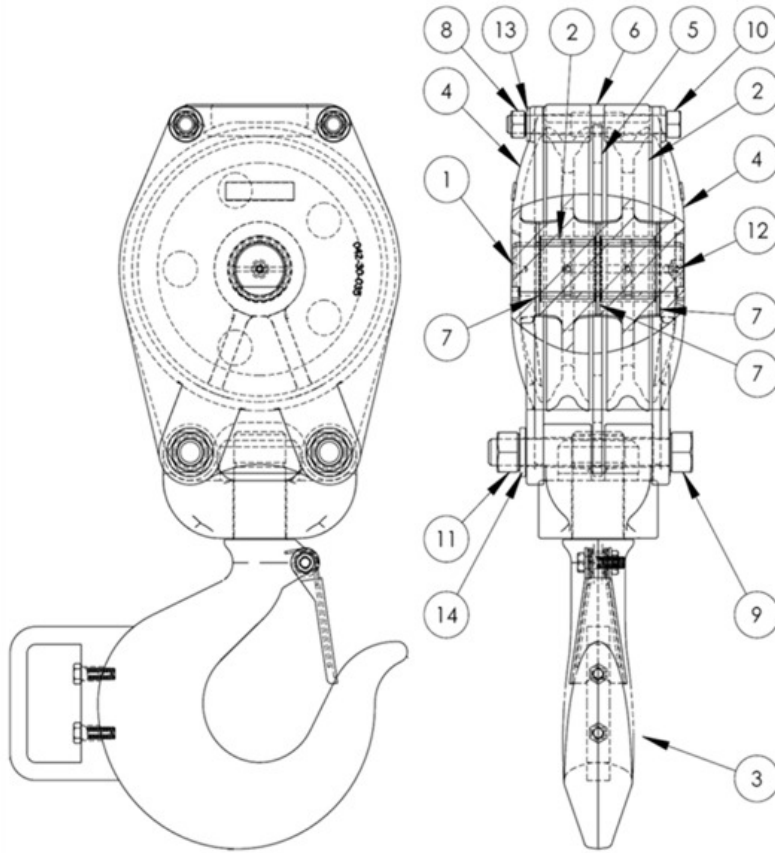
## 042-30-052 BLOCK GP – LOAD SHEAVE (LOWER) – 3/4 CABLE

NOTE	REF NO	GRAPHIC REF	PART NUMBER	QTY	PART NAME						SEE PAGE
					1	2	3	4	5	6 (PRODUCT LEVEL)	
	1		042-30-015	1	RB - PIN - GREASED						
	2		042-30-034	2	SHEAVE AS - 12 IN						785
	3		042-30-054	1	AS - HOOK - YOKE						
	4		042-30-056	2	PLATE ASSEMBLY - SIDE						
	5		042-30-058	1	PLT- BLK CENTRE						
	6		042-30-059	1	CSTG - BLK SPACER						
	7		042-30-060	3	PLT - SHEAVE WASHER						
	8		CAT# 2K-0337	2	NUT - 3/4-16 HARDENED						
	9		CAT# 1S-3647	2	BOLT - 1 1/8-12 X 8 UNF HEX						
	10		CAT# 2H-3749	2	BOLT - 3/4-16 X 7 UNF HEX						
	11		CAT# 3D-4904	2	NUT - 1 1/8-12 UNF HARDENED						
	12		CAT# 3B-8489	1	1/8 NPT GREASE FITTING						
	13		CAT# 8T-4994	2	WASHER - 3/4 INCH - HARDENED						
	14		CAT# 7X-0531	2	HDW - WASHER 1-1/8"						



# GP - RIGGING

042-30-052 BLOCK GP – LOAD SHEAVE (LOWER) – 3/4 CABLE (contd.)



GRAPHIC #1

<END>

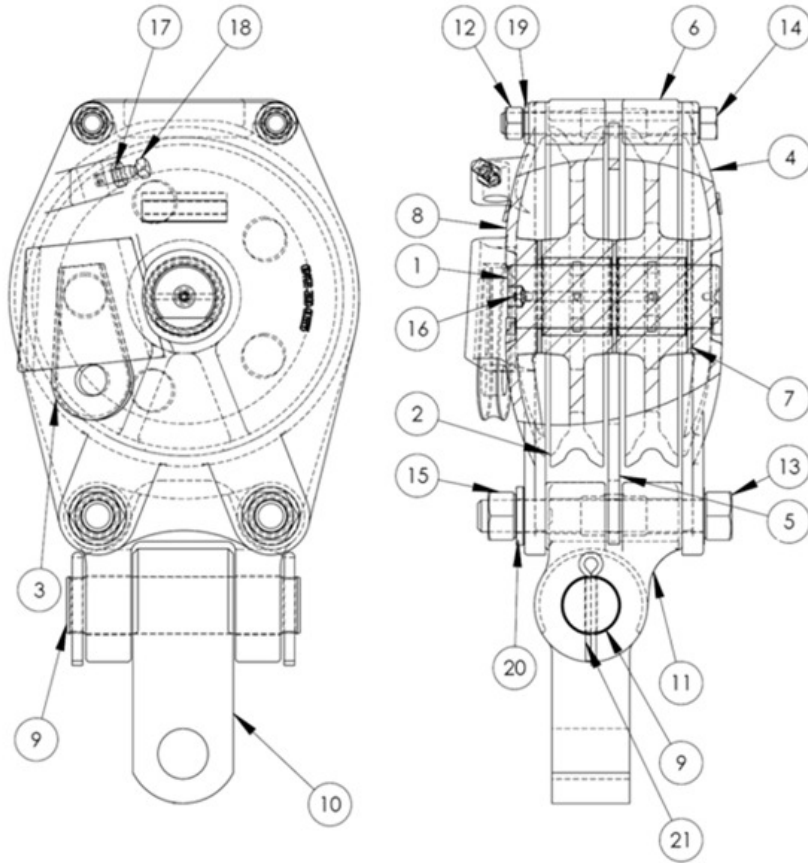
# GP - RIGGING

## 042-30-061 BLOCK GP – LOAD SHEAVE (UPPER)

NOTE	REF NO	GRAPHIC REF	PART NUMBER	QTY	PART NAME						SEE PAGE
					1	2	3	4	5	6 (PRODUCT LEVEL)	
	1		042-30-015	1	RB - PIN - GREASED						
	2		042-30-034	2	SHEAVE AS - 12 IN						785
	3		042-30-040	1	CSTG - WEDGE						
	4		042-30-056	2	PLATE ASSEMBLY - SIDE						
	5		042-30-058	1	PLT- BLK CENTRE						
	6		042-30-059	1	CSTG - BLK SPACER						
	7		042-30-060	3	PLT - SHEAVE WASHER						
	8		042-30-062	1	PLATE ASSEMBLY - SIDE						
	9		042-30-064	1	RB - PIN						
	10		042-30-065	1	PLT - TRUNNION						
	11		042-30-066	1	CSTG - YOKE ANCHOR						
	12		CAT# 2K-0337	2	NUT - 3/4-16 HARDENED						
	13		CAT# 1S-3647	2	BOLT - 1 1/8-12 X 8 UNF HEX						
	14		CAT# 2H-3749	2	BOLT - 3/4-16 X 7 UNF HEX						
	15		CAT# 3D-4904	2	NUT - 1 1/8-12 UNF HARDENED						
	16		CAT# 3B-8489	1	1/8 NPT GREASE FITTING						
	17		CAT# 1D-5117	1	NUT- JAM - 1/2-13 - HEX						
	18		CAT# 2H-3900	1	SETSCREW - SQUARE HEAD						
	19		CAT# 8T-4994	2	WASHER - 3/4 INCH - HARDENED						
	20		CAT# 7X-0531	2	HDW - WASHER 1-1/8"						
	21		CAT# 3B-5320	2	HDW - COTTER PIN - 3/8 X 3						

# GP - RIGGING

042-30-061 BLOCK GP – LOAD SHEAVE (UPPER) (contd.)



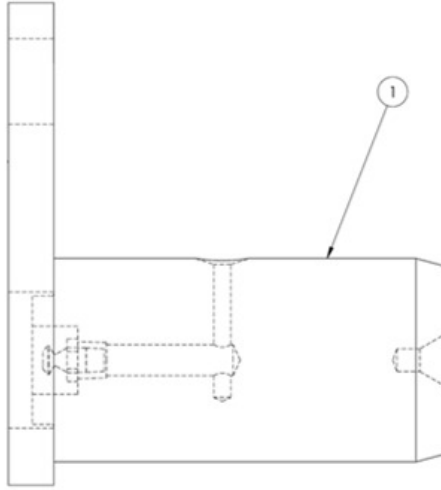
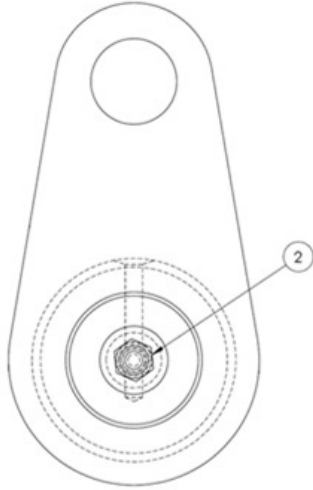
GRAPHIC #1

<END>

# GP - RIGGING

## 035-68-047 AS - PIN - GREASED

NOTE	REF NO	GRAPHIC REF	PART NUMBER	QTY	PART NAME						SEE PAGE
					1	2	3	4	5	6 (PRODUCT LEVEL)	
	1		035-68-047	1	AS - PIN - GREASED						763
	2		CAT# 3B-8489	1	1/8 NPT GREASE FITTING						



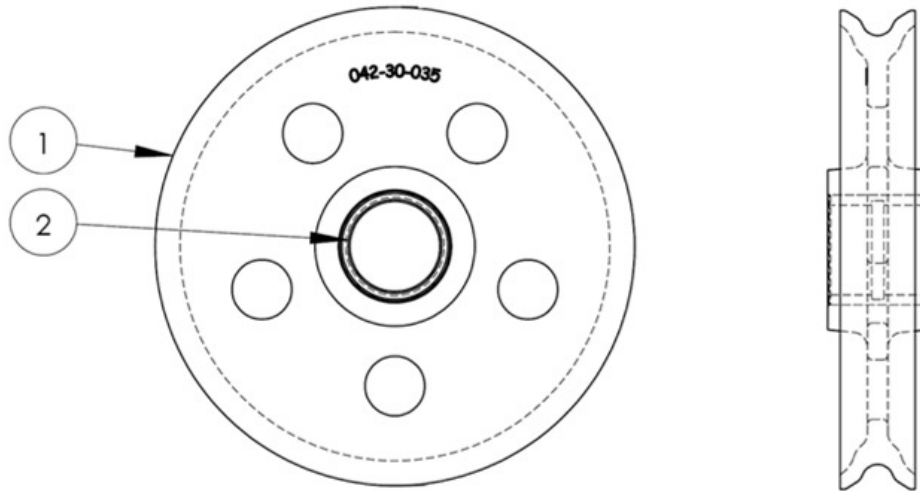
GRAPHIC #1

<END>

# GP - RIGGING

## 042-30-034 SHEAVE AS - 12 IN

NOTE	REF NO	GRAPHIC REF	PART NUMBER	QTY	PART NAME						SEE PAGE
					1	2	3	4	5	6 (PRODUCT LEVEL)	
	1		042-30-035	1	SHEAVE - 12 INCH - 3/4" CABLE						
	2		042-30-036	1	BEARING - SLEEVE						



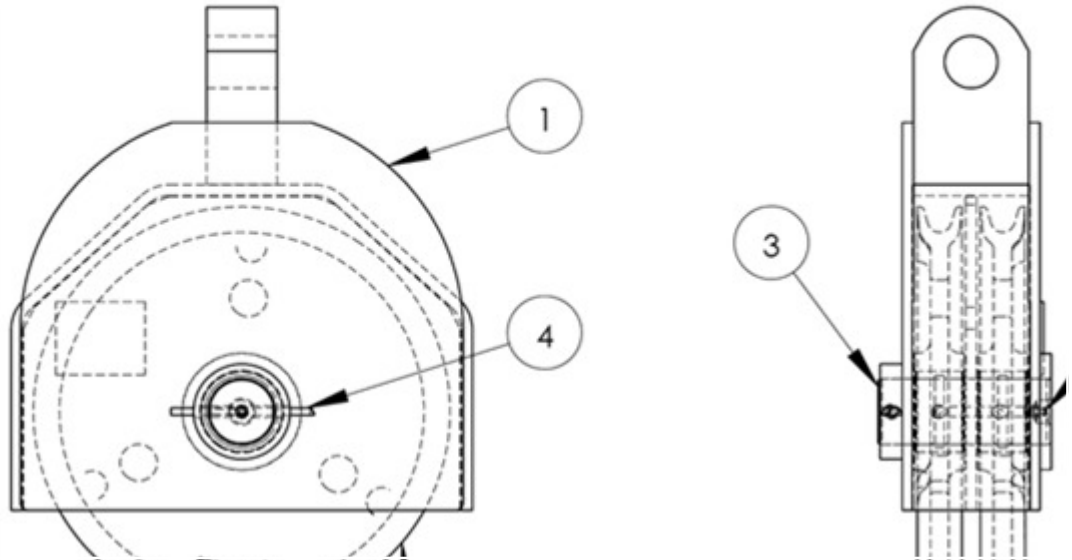
GRAPHIC #1

<END>

# GP - RIGGING

## 042-30-002 BLOCK GROUP – 14” SHEAVE

NOTE	REF NO	GRAPHIC REF	PART NUMBER	QTY	PART NAME						SEE PAGE
					1	2	3	4	5	6 (PRODUCT LEVEL)	
	1		042-30-003	1	BLOCK AS - SHEAVE						
	2		042-30-019	2	SHEAVE AS 14"						787
	3		042-30-026	1	RB PIN - GREASED						
	4		CAT# 3B-5329	1	COTTER PIN - 3/8 X 4						
	5		CAT# 3B-8489	1	1/8 NPT GREASE FITTING						



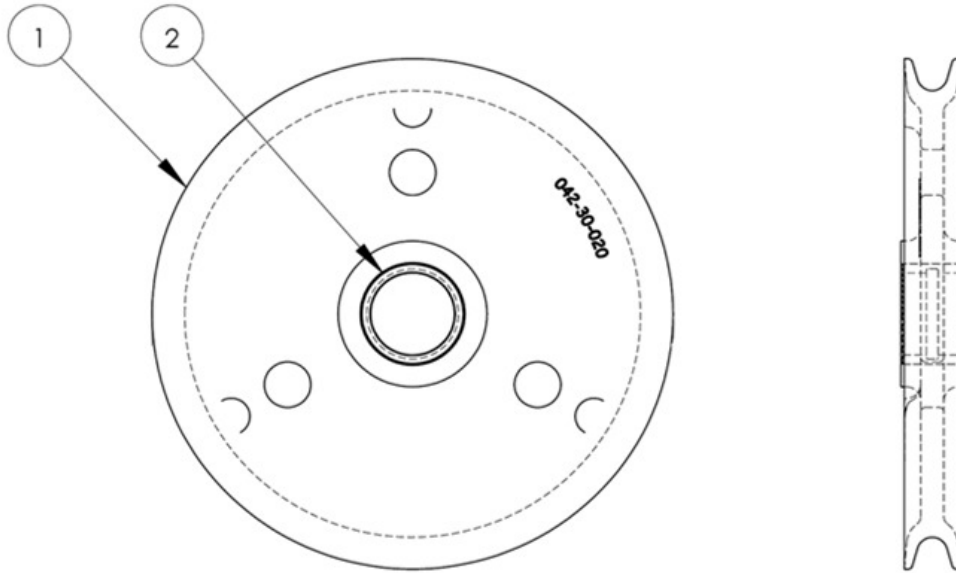
GRAPHIC #1

<END>

# GP - RIGGING

## 042-30-019 SHEAVE AS 14"

NOTE	REF NO	GRAPHIC REF	PART NUMBER	QTY	PART NAME						SEE PAGE
					1	2	3	4	5	6 (PRODUCT LEVEL)	
	1		042-30-020	1	SHEAVE - 14 INCH - $\Omega$ " CABLE						
	2		042-30-021	1	BEARING SLEAVE						



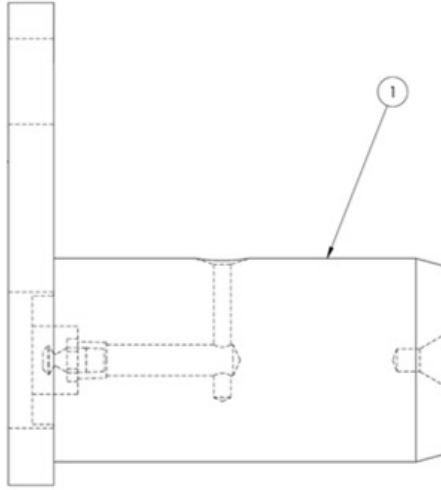
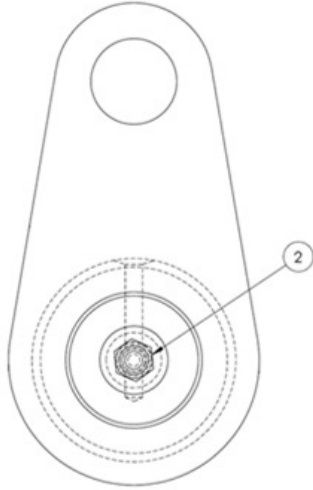
GRAPHIC #1

<END>

# GP - RIGGING

## 035-30-025 AS - PIN - GREASED

NOTE	REF NO	GRAPHIC REF	PART NUMBER	QTY	PART NAME						SEE PAGE
					1	2	3	4	5	6 (PRODUCT LEVEL)	
	1		035-30-025	1	AS - PIN - GREASED						788
	2*		CAT# 3B-8489	1	1/8 NPT GREASE FITTING						



GRAPHIC #1

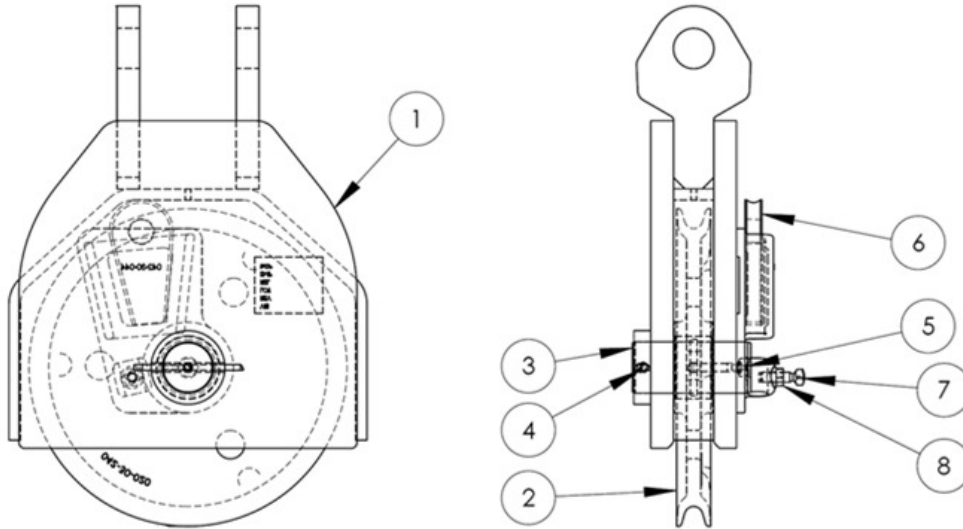
<END>



# GP - RIGGING

## 035-30-010 BLOCK GROUP – 14” SHEAVE

NOTE	REF NO	GRAPHIC REF	PART NUMBER	QTY	PART NAME						SEE PAGE
					1	2	3	4	5	6 (PRODUCT LEVEL)	
	1		035-30-011	1	BLOCK AS - 14" SHEAVE C/W WEDGE POCKET						
	2		042-30-019	1	SHEAVE AS 14"						787
	3		035-30-015	1	RB - PIN - GREASED						
	4		CAT# 3B-5329	1	COTTER PIN - 3/8 X 4						
	5		CAT# 3B-8489	1	1/8 NPT GREASE FITTING						
	6		042-30-040	1	CSTG - WEDGE						
	7		CAT# 2H-3900	1	SETSCREW - SQUARE HEAD						
	8		CAT# 1D-5117	1	NUT- JAM - 1/2-13 - HEX						



GRAPHIC #1

<END>

# GP – DECALS –D6T (T4i) & 72H

## 046-09-020 GP – DECALS –D6T (T4i) & 72H

NOTE	REF NO	GRAPHIC REF	PART NUMBER	QTY	PART NAME						SEE PAGE
					1	2	3	4	5	6 (PRODUCT LEVEL)	
	2		030-09-009	1	FILM - HYD ID # 1, 3, 4, 5, 6, 9, 11, 12, 13						
	3		030-09-010	1	FILM - HYD ID # 8						
	4		030-09-013	1	FILM - HYD ID # 2, 7						
	5		035-09-005	1	FILM - HYD ID # 14, 15, 16						
	6		037-09-021	1	FILM - VEI MARK - PATENT PENDING						
	7		046-09-021	1	FILM - LIFT CAPACITY 72H						
	8		046-09-022	2	FILM - ID - 72H - LH SIDE						
	9		046-09-024	1	FILM - LIFT DOOR UP						
	10		046-09-025	1	FILM - SOUND CERTIFICATION (72H)						
	12		CAT# 224-0554	2	FILM - WARNING (DO NOT OPERATE, READ OMM)						
	13		CAT# 224-1379	1	FILM - WARNING (ELECTROCUTION)						
	14		CAT# 224-7736	1	FILM - DANGER (ELECTROCUTION U.S.)						
	15		CAT# 226-4862	4	FILM - WARN (CRUSH STAY BACK U.S.)						
	16		CAT# 226-4863	4	FILM - WARN (CRUSH STAY BACK)						
	17		CAT# 236-6099	2	FILM - WARN (CRUSH USE CTWT LATCH U.S.)						
	18		CAT# 236-6100	2	FILM - WARN (CRUSH USE CTWT LATCH)						
	19		CAT# 236-6106	1	FILM - WARN TILT (LIFT CAPACITY)						
	20		CAT# 236-6107	1	FILM - WARN TILT (LIFT CAPACITY U.S.)						
	21		CAT# 247-6875	2	FILM - WARNING (DO NOT OPERATE, READ OMM U.S.)						
	22		CAT# 279-2271	1	FILM - WARNING (HIGH PRESSURE, ACCUMULATOR READ OMM)						
	23		CAT# 279-2272	1	FILM - WARNING (HIGH PRESSURE, ACCUMULATOR READ OMM, U.S.)						
	*24		CAT# 247-6877	1	FILM-WARNING (SEAT BELT)						
	**25		CAT# 230-1340	1	FILM-WARNING (PRODUCT LINK RADIO, U.S.)						
	***26		CAT# 307-0047	1	FILM-INFORMATION PRODUCT LINK, READ OMM						

**ITEMS NOT SHOWN IN ILLUSTRATION:**

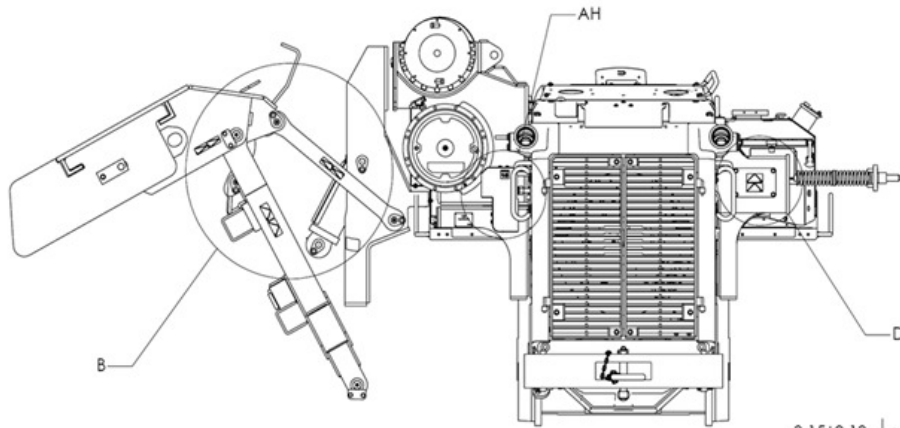
\*-LOCATED ON UPPER LEDGE OF RH CONSOLE TO THE RIGHT OF THE WINCH CONTROL.

\*\*-LOCATED ON UPPER LEDGE OF LH CONSOLE OF OPERATOR'S STATION.

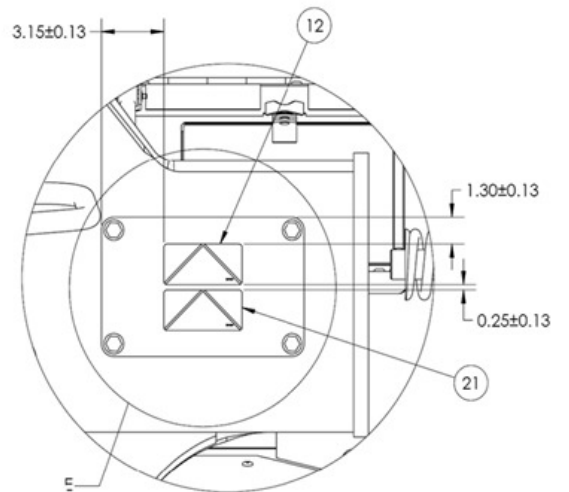
\*\*\*-LOCATED ON UPPER LEDGE OF LH CONSOLE OF OPERATOR'S STATION.

# GP – DECALS –D6T (T4i) & 72H

046-09-020 GP – DECALS –D6T (T4i) & 72H (contd.)



FRONT VIEW

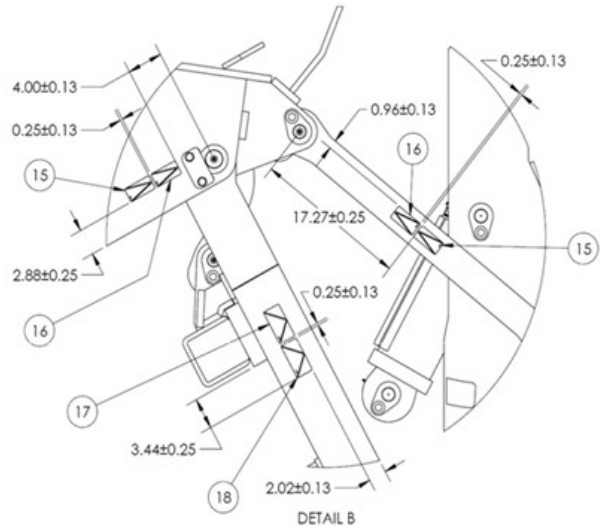
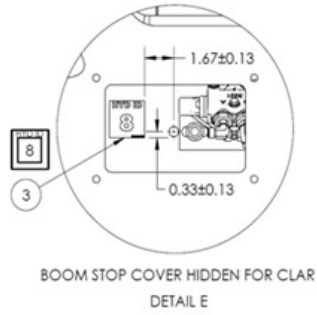
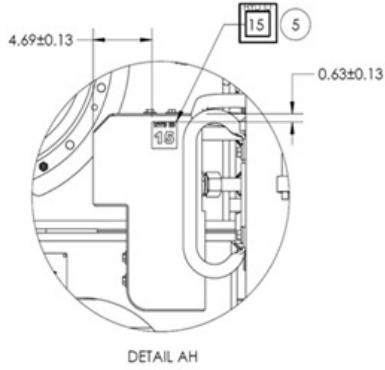


DETAIL D

GRAPHIC #1

# GP – DECALS –D6T (T4i) & 72H

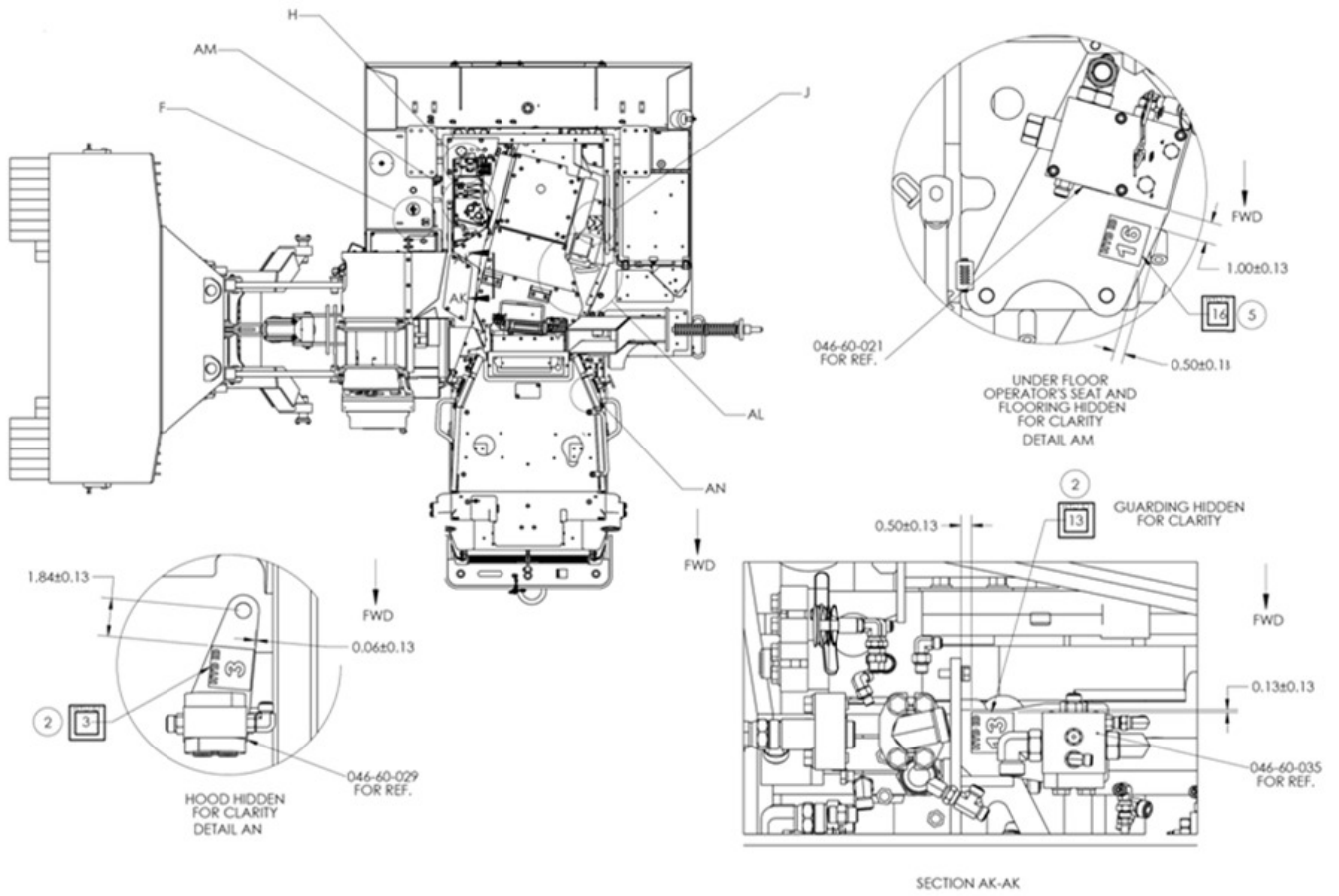
046-09-020 GP – DECALS –D6T (T4i) & 72H (contd.)



GRAPHIC #3

# GP – DECALS –D6T (T4i) & 72H

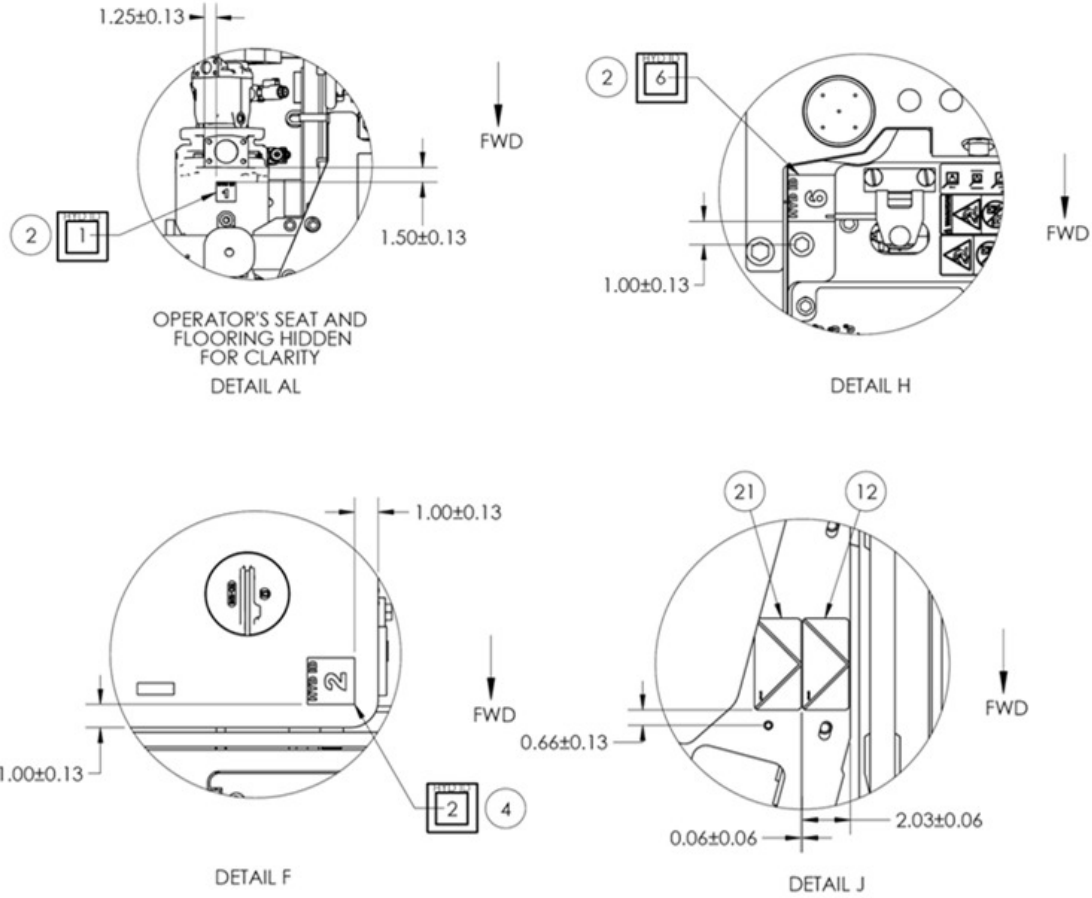
046-09-020 GP – DECALS –D6T (T4i) & 72H (contd.)



GRAPHIC #2

# GP – DECALS –D6T (T4i) & 72H

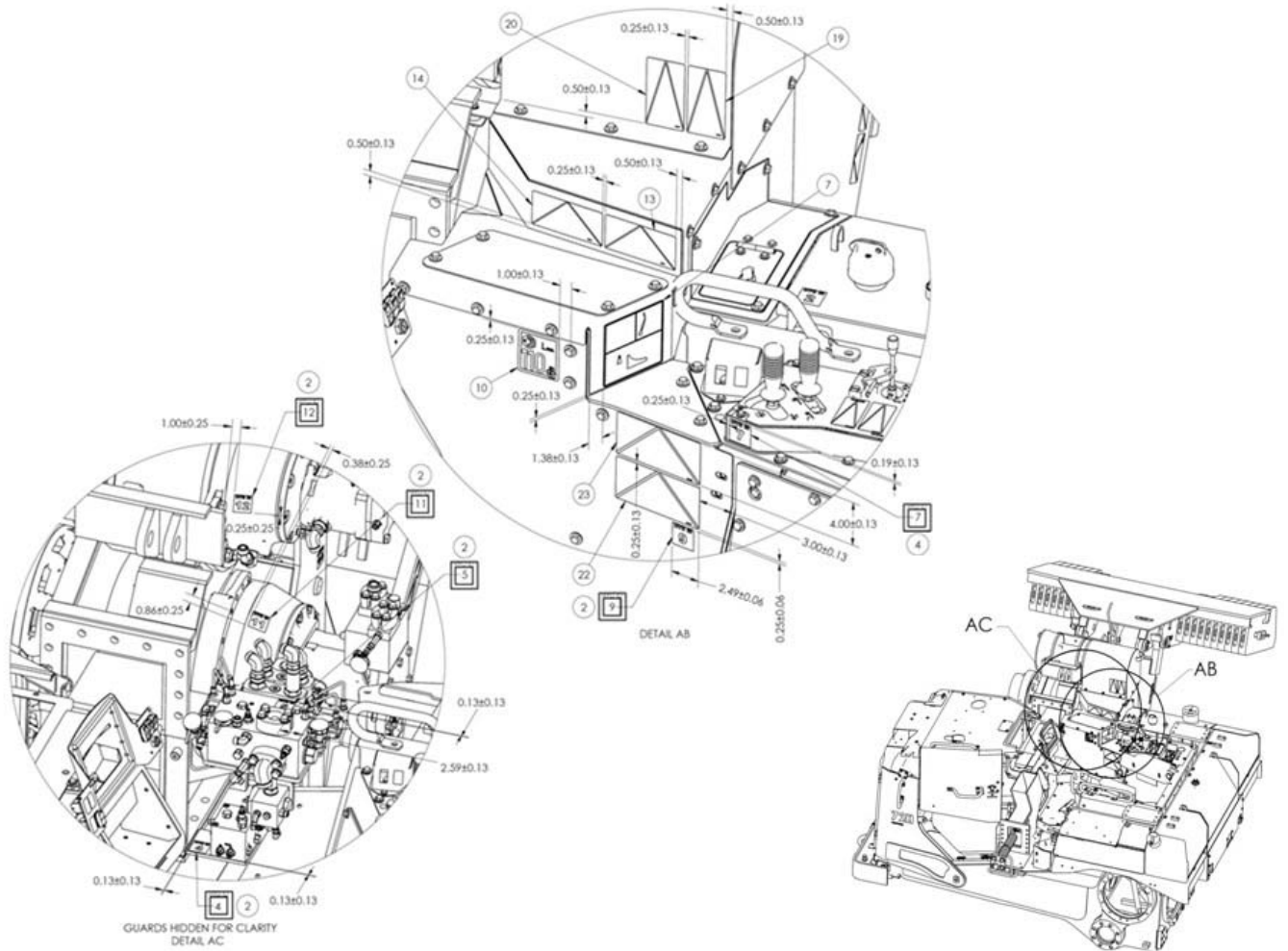
046-09-020 GP – DECALS –D6T (T4i) & 72H (contd.)



GRAPHIC #4

# GP – DECALS –D6T (T4i) & 72H

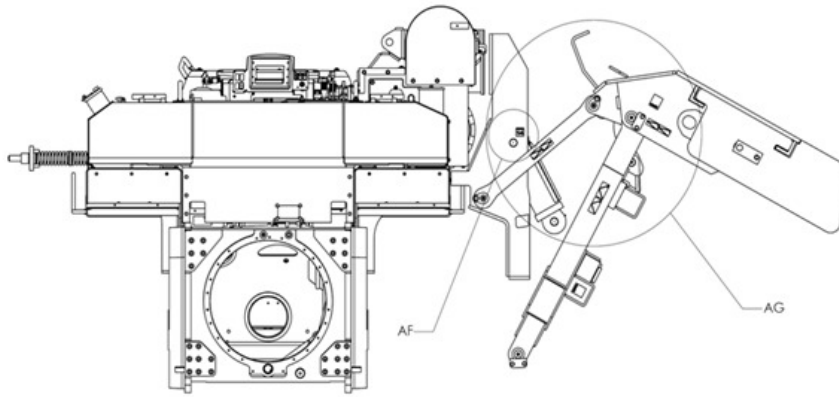
046-09-020 GP – DECALS –D6T (T4i) & 72H (contd.)



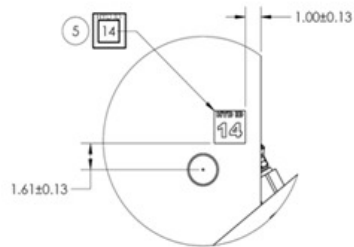
GRAPHIC #5

# GP – DECALS –D6T (T4i) & 72H

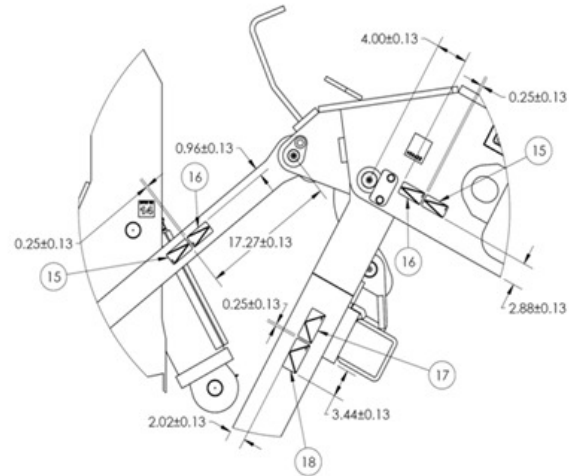
046-09-020 GP – DECALS –D6T (T4i) & 72H (contd.)



REAR VIEW



DETAIL AF



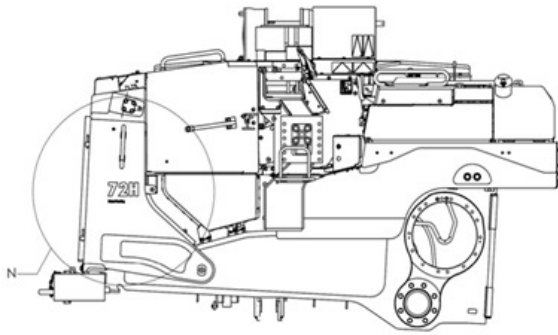
DETAIL AG

GRAPHIC #6

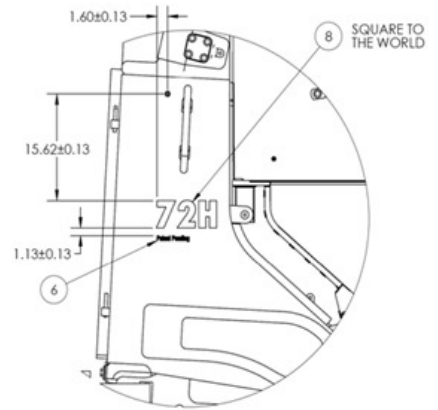


# GP – DECALS –D6T (T4i) & 72H

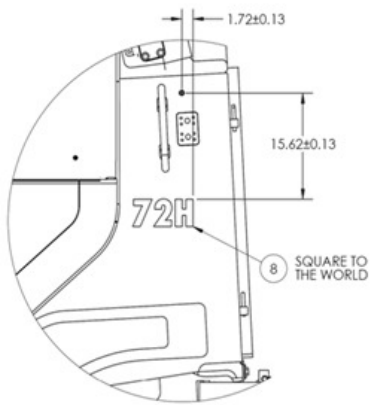
046-09-020 GP – DECALS –D6T (T4i) & 72H (contd.)



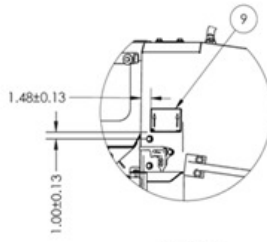
LH SIDE - OUTER COMPONENTS NOT SHOWN



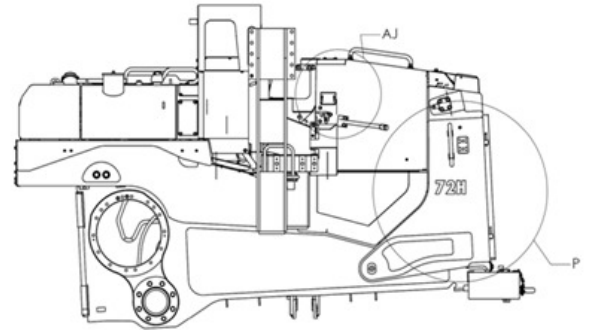
DETAIL N



DETAIL P  
RH SIDE



DETAIL AJ



RH SIDE - OUTER COMPONENTS NOT SHOWN

GRAPHIC #7

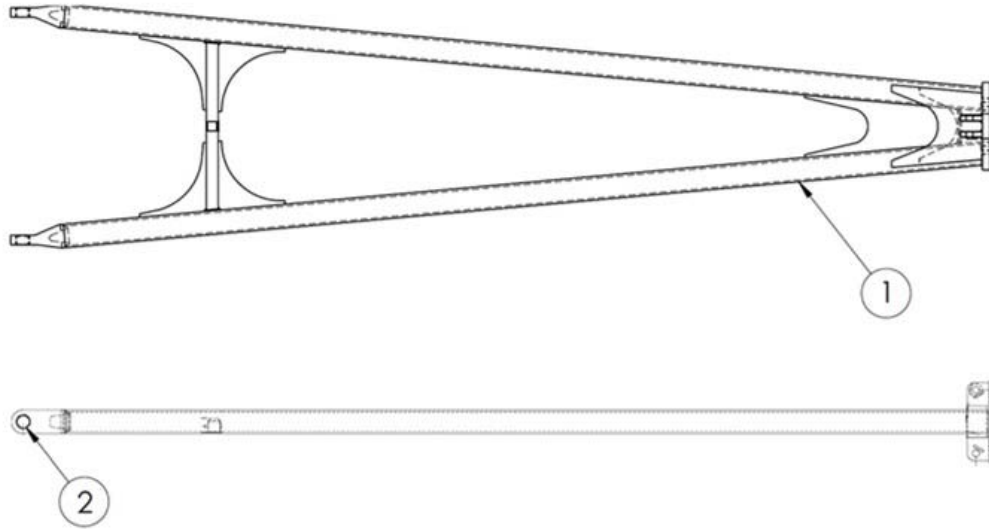
<END>

# GP - BOOM – 20 FT (6.1M) - 72H

## 035-20-006 GP - BOOM – 20 FT (6.1M) - 72H

NOTE	REF NO	GRAPHIC REF	PART NUMBER	QTY	PART NAME						SEE PAGE
					1	2	3	4	5	6 (PRODUCT LEVEL)	
	1		035-20-001	1	BOOM AS – 20FT (6.1M) 72H						
	2		042-20-052	2	BEARING-SLEEVE						
	3*		035-30-005	1	CABLE - BOOM – 20 FT RIGID BOOM						
	4*		035-30-006	1	CABLE - HOOK – 20 FT RIGID BOOM						

\*-ITEMS NOT SHOWN IN ILLUSTRATION



GRAPHIC #1

<END>

# GP – HEATER OPTION – D6T(T4i) & 72H

## 046-16-001 GP – HEATER OPTION – D6T(T4i) & 72H

NOTE	REF NO	GRAPHIC REF	PART NUMBER	QTY	PART NAME						SEE PAGE
					1	2	3	4	5	6 (PRODUCT LEVEL)	
	*1		046-16-003	1	GP – HEATER - D6T(T4i) & 72H						800
	*2		046-16-002	1	GP – NO HEATER						801

\*-OPTIONAL - SELECT ONE ITEM ONLY FROM LIST SHOWN

# GP – HEATER OPTION – D6T(T4i) & 72H

## 046-16-003 GP – HEATER– D6T(T4i) & 72H

NOTE	REF NO	GRAPHIC REF	PART NUMBER	QTY	PART NAME						SEE PAGE
					1	2	3	4	5	6 (PRODUCT LEVEL)	
1a			046-16-005	1	AS - MODIFIED HEATER						
1b			CAT# 4B-5271	4	HDW - USS WASHER 3/8"						
1c			CAT# 5M-3062	4	BOLT - 3/8-16 X 3/4 UNC HEX						
2			046-42-301	1	FH - HEAT DUCT HOSE - 4 IN ID - FLEX						
3			046-16-012	1	HDWM - HEATER LOUVER						
4			046-11-037	1	PLT - HEAT VENT GUARD						
5a			CAT# 3E-7996	1	ELEC - PLUG						
5b			CAT# 3E-8794	1	ELEC - ACTUATOR						
5c			CAT# 3E-8773	1	ELEC - SWITCH						
5d			046-40-014	1	AS - WIRE - HEATER TO SWITCH						
5e			046-40-019	1	AS - WIRE - POWER TO SWITCH						
6a			046-42-304	1	AS - HEATER HOSE						
6b			CAT# 3K-0360	3	FF - O-RING STOR-8						
6c			CAT# 6V-7238	2	FF - VALVE - SHUTOFF						
6d			CAT# 8T-1715	1	FF - STOR BOSS / STOR PORT -8/-8						
6e			CAT# 5D-1026	4	FF - SCREW TYPE HOSE CLAMP - 9/16 - 1-1/16 DIA						

# GP – HEATER OPTION – D6T(T4i) & 72H

## 046-16-002 GP – NO HEATER

NOTE	REF NO	GRAPHIC REF	PART NUMBER	QTY	PART NAME						SEE PAGE
					1	2	3	4	5	6 (PRODUCT LEVEL)	
	1		046-11-038	1	PLT - HEAT VENT COVER - NO HEATER OPTION						
	2		046-63-041	1	1 X 1.5 INCH RECTANGULAR PLUG						

# MEMORANDA

# PART NUMBER INDEX

Part	Page	Part	Page	Part	Page	Part	Page
<b>0</b>		1F-7854	318	1S-0996	591	1W-8407	20
		1G-3176	558	1S-1015	245	1Y-7927	697
006-60-003	▲844	1G-7407	547	1S-1015	318	<b>2</b>	
038-14-002	▲812	1G-7407	557	1S-1860	389	2A-1162	36
046-40-002	▲901	1H-1023	302	1S-1860	530	2A-3746	26
046-40-005	▲902	1H-1023	631	1S-2563	79	2A-3746	417
046-40-006	▲903	1H-1023	633	1S-2563	80	2A-4639	365
046-63-040	▲904	1H-2629	302	1S-4915	243	2B-0858	382
046-71-007	▲808	1H-3244	236	1S-4915	245	2B-0947	385
046-71-009	▲810	1H-5728	394	1S-4915	305	2B-9373	410
046-71-013	▲809	1H-9696	385	1S-4915	317	2D-1523	415
046-71-042	▲807	1J-6472	485	1S-6420	146	2D-4202	622
046-71-043	▲811	1J-9671	318	1S-7251	243	2D-5658	417
0L-0478	422	1J-9671	361	1S-7251	245	2D-6235	697
0L-1026	21	1J-9671	362	1S-7251	300	2D-6392	302
0L-1026	56	1J-9671	639	1S-7251	305	2D-6506	400
0L-1143	365	1K-4649	198	1S-7251	305	2D-6642	389
0L-1169	389	1L-4775	58	1S-7251	317	2F-5326	485
0S-0519	20	1L-5072	622	1S-7252	243	2F-6678	303
0S-1569	389	1L-6957	389	1S-7446	302	2G-9245	473
0S-1585	368	1L-7388	402	1S-9593	258	2H-3429	302
0S-1585	370	1M-3909	410	1S-9593	427	2H-3755	402
0S-1591	389	1M-3909	410	1S-9593	644	2H-3920	702
0S-1594	373	1M-6119	242	1T-0068	487	2H-3922	307
0S-1597	302	1M-6119	242	1T-0068	488	2H-3922	309
0S-1614	365	1M-6119	243	1T-0068	489	2H-3922	596
0S-1619	402	1M-6120	242	1T-0068	490	2H-3928	504
0S-1620	373	1M-6120	242	1T-0068	491	2H-3928	505
0S-1621	375	1M-6120	243	1T-0069	419	2H-3928	507
0S-1897	389	1M-8657	402	1T-0097	419	2H-3931	382
0T-0102	370	1M-9011	385	1T-0131	419	2H-3932	622
		1M-9011	400	1T-0414	419	2H-3934	554
		1M-9351	425	1T-0438	419	2H-6622	750
		1M-9968	303	1T-0441	419	2H-6622	751
		1M-9971	302	1T-0446	419	2H-9445	280
<b>1</b>		1P-0810	258	1T-0447	419	2J-6274	527
1A-1460	364	1P-0810	312	1T-0599	419	2J-6356	280
1A-1460	365	1P-0810	317	1T-0738	571	2J-7761	622
1A-1460	368	1P-0810	331	1T-0765	504	2J-8163	302
1A-2029	365	1P-0810	673	1T-0765	507	2K-3219	128
1A-2029	368	1P-1744	552	1T-0808	302	2K-4821	236
1A-2029	419	1P-2624	280	1T-0902	419	2K-4973	738
1A-2223	364	1P-2772	729	1T-1993	419	2K-4973	740
1A-2223	402	1P-3702	628	1T-2052	419	2K-5069	364
1A-2610	373	1P-3703	550	1T-2069	419	2K-5967	415
1A-5183	402	1P-3704	550	1T-2079	419	2K-5986	417
1A-5822	389	1P-3704	593	1T-2080	419	2K-8257	394
1B-5174	492	1P-3706	639	1T-2086	419	2K-9295	364
1B-5174	494	1P-3934	389	1U-2827	622	2L-6679	273
1B-5174	496	1P-3935	389	1U-8846	155	2L-8069	321
1B-5174	498	1P-4278	109	1U-8846	165	2L-8069	322
1B-8705	12	1P-4278	198	1U-8846	365	2L-8069	323
1B-8705	18	1P-4578	394	1U-8846	368	2L-8071	317
1B-8705	410	1P-4578	408	1U-8846	39	2L-8076	300
1B-8706	280	1P-4578	600	1V-3113	298	2L-8076	305
1B-8735	678	1P-4578	628	1V-7753	394	2L-8078	312
1C-0569	368	1P-4579	600	1W-2715	26	2L-8079	321
1D-4539	375	1P-4579	622	1W-4738	34	2L-8079	746
1D-4540	375	1P-5767	550	1W-4741	34	2M-1444	673
1D-4601	389	1P-9005	385	1W-4746	34	2M-3974	408
1D-5117	246	1S-0994	245	1W-5455	122		
1F-0750	451	1S-0994	305	1W-5455	133		
1F-0750	732	1S-0994	318	1W-6448	154		
1F-2771	415	1S-0996	198	1W-6448	280		

▲ PRIMARY REFERENCE

# PART NUMBER INDEX

Part	Page	Part	Page	Part	Page	Part	Page
2M-4453	101	3D-2824	549	3G-8057	550	3K-0360	365
2M-5795	451	3D-2824	550	3G-8057	603	3K-0360	368
2M-7819	697	3D-2824	550	3G-9402	611	3K-0360	385
2M-9780	549	3D-2824	550	3G-9405	611	3K-0360	392
2M-9780	550	3D-2824	558	3H-0442	643	3K-0360	392
2M-9780	552	3D-2824	569	3H-0702	280	3K-0360	392
2M-9780	567	3D-2824	590	3J-1907	196	3K-0360	393
2M-9780	569	3D-2824	590	3J-1907	318	3K-0360	393
2M-9780	575	3D-2824	590	3J-1907	392	3K-0360	394
2M-9780	595	3D-2824	595	3J-1907	393	3K-0360	549
2M-9780	600	3D-2824	596	3J-1907	393	3K-0360	549
2M-9780	639	3D-2824	596	3J-1907	393	3K-0360	558
2M-9780	642	3D-2824	599	3J-1907	393	3K-0360	577
2N-8109	16	3D-2824	600	3J-1907	393	3K-0360	590
2P-1279	209	3D-2824	600	3J-1907	394	3K-0360	595
2P-1279	394	3D-2824	617	3J-1907	425	3K-0360	599
2P-1293	591	3D-2824	626	3J-1907	545	3K-0360	599
2P-3696	385	3D-2975	697	3J-1907	558	3K-0360	609
2P-4304	76	3D-7943	552	3J-1907	591	3K-0360	614
2P-4437	708	3D-8317	425	3J-1907	595	3K-0360	630
2P-8421	595	3E-2310	595	3J-1907	595	3K-0360	635
2R-0098	399	3E-3365	309	3J-1907	595	3K-0360	641
2R-6806	201	3E-4304	679	3J-1907	596	3K-0360	708
2R-6806	203	3E-4334	563	3J-1907	596	3K-0360	708
2S-0795	377	3E-4352	104	3J-1907	599	3K-0360	97
2S-2596	631	3E-4352	203	3J-1907	600	3K-0715	616
2S-2596	633	3E-4352	277	3J-1907	600	3K-2511	402
2S-3029	58	3E-4352	402	3J-1907	600	3L-3380	302
2S-4078	385	3E-4352	74	3J-1907	600	3L-3813	639
2S-4078	393	3E-4353	150	3J-1907	600	3L-5893	109
2S-4078	527	3E-4353	83	3J-1907	600	3N-0759	587
2S-4078	549	3E-4354	368	3J-1907	605	3N-1294	150
2S-5658	413	3E-4356	613	3J-1907	606	3N-3763	302
2S-5835	425	3E-5169	242	3J-1907	607	3P-0647	294
2S-5926	527	3E-5464	671	3J-1907	614	3P-1932	394
2V-1771	245	3E-6328	321	3J-1907	631	3P-2404	706
2V-1771	305	3E-6328	▲235	3J-1907	631	3P-9900	740
2V-1771	318	3E-6389	702	3J-1907	633	3R-8797	302
2V-1937	671	3E-6389	▲263	3J-1907	633	3R-8801	302
2W-7381	28	3E-6446	258	3J-3679	639	3R-8801	303
2Y-5829	52	3E-6446	312	3J-4818	740	3S-0004	410
2Y-5829	56	3E-6602	123	3J-5390	102	3S-0004	567
2Y-5829	84	3E-6602	123	3J-7354	102	3S-2093	258
		3E-6602	588	3J-7354	146	3S-2093	258
		3E-6909	109	3J-7354	284	3S-2093	258
		3E-8008	558	3J-7354	361	3S-2093	277
		3E-9412	209	3J-7354	362	3S-2093	315
		3E-9867	102	3J-7354	394	3S-2093	329
		3E-9868	102	3J-7354	545	3S-2093	331
		3F-3442	373	3J-7354	547	3S-2093	331
		3F-3727	419	3J-7354	558	3S-2093	374
		3F-5022	402	3J-7354	595	3S-2093	375
		3F-5792	38	3J-7354	596	3S-2093	571
		3F-9556	236	3J-7354	599	3S-2093	673
		3F-9556	712	3J-7354	605	3S-2093	687
		3F-9556	713	3J-7354	617	3S-2093	689
		3F-9556	714	3J-7354	628	3S-2093	702
		3F-9556	715	3J-7354	631	3S-2093	742
		3F-9556	761	3J-7354	633	3S-2093	744
		3G-6372	473	3J-7354	637	3S-2093	746
		3G-7409	275	3J-7354	643	3S-2093	80
		3G-8047	603	3J-7354	667	3S-2708	364
		3G-8054	550	3J-7354	76	3S-2708	368
		3G-8054	603	3K-0360	225	3S-2708	402

3

▲ PRIMARY REFERENCE



# PART NUMBER INDEX

Part	Page	Part	Page	Part	Page	Part	Page
3S-2708	417	3W-1852	492	4H-5440	370	4P-7428	335
3S-3439	412	3W-1852	494	4H-8878	150	4P-7428	375
3S-3440	412	3W-1852	496	4J-0520	394	4P-7429	260
3S-7781	370	3W-1852	498	4J-0520	593	4P-7581	245
3S-9557	754	3W-2369	527	4J-0520	600	4P-7581	260
3T-0598	527	3W-2568	107	4J-0520	603	4P-7581	266
3T-0996	453	3W-2647	392	4J-0522	600	4P-7581	318
3T-1121	750	3W-2647	603	4J-0522	628	4P-7581	324
3T-1121	751	3W-3819	461	4J-0524	600	4P-7581	329
3T-1162	492	3W-3896	473	4J-2036	472	4P-7581	335
3T-1162	494	3W-6756	726	4J-5267	591	4P-7581	375
3T-1162	496	3W-6866	▲459	4J-5267	603	4P-8134	245
3T-1162	498	3W-6867	459	4J-5351	631	4P-8134	260
3T-1447	410	3W-9678	486	4J-5351	633	4P-8134	266
3T-2051	517			4J-5477	146	4P-8134	277
3T-2077	492			4J-5477	146	4P-8134	315
3T-2077	494			4J-5477	392	4P-8134	318
3T-2077	496			4J-5477	392	4P-8134	324
3T-2077	498			4J-5477	392	4P-8134	324
3T-3418	302	4B-2049	302	4J-5477	392	4P-8134	622
3T-3422	302	4B-4158	492	4J-5477	393	4P-8134	744
3T-3423	302	4B-4158	494	4J-5477	394	4R-9999	53
3T-3423	303	4B-4158	496	4J-5477	667	4S-1936	596
3T-3424	302	4B-4158	498	4J-5573	394	4S-1962	102
3T-3424	302	4B-4276	315	4J-5573	600	4S-1962	245
3T-3424	302	4B-4278	455	4J-7533	571	4S-1962	318
3T-3434	303	4B-4278	455	4J-7533	631	4S-1962	324
3T-3634	723	4B-4278	457	4J-7533	631	4S-5898	555
3T-4007	417	4B-4278	457	4J-7533	633	4S-5898	613
3T-4008	417	4B-4278	633	4J-7533	633	4S-8537	419
3T-4009	417	4B-4278	740	4J-8251	622	4T-0521	622
3T-4011	417	4B-5059	697	4J-8252	622	4T-1108	631
3T-4013	417	4B-9782	373	4J-8997	628	4T-1108	633
3T-4377	401	4B-9785	373	4K-0367	622	4T-1649	633
3T-4568	364	4B-9808	688	4K-1388	607	4T-1701	633
3T-4709	273	4B-9880	389	4K-1388	631	4T-1859	628
3T-4710	273	4B-9880	425	4K-1388	633	4T-2741	641
3T-4824	364	4C-9612	43	4K-2039	577	4T-4511	633
3T-5021	364	4D-0514	631	4K-3533	678	4T-4659	639
3T-5200	364	4D-2297	745	4K-8603	402	4T-4875	611
3T-5301	392	4D-3088	49	4L-2729	303	4T-4932	607
3T-5302	392	4D-3100	687	4L-6454	385	4T-4932	▲641
3T-5356	408	4D-6988	708	4M-0189	38	4T-5072	631
3T-5807	368	4D-7735	706	4M-1831	302	4T-5072	633
3T-5851	363	4D-9517	109	4M-1853	302	4T-5073	631
3T-6469	392	4E-1437	590	4M-1854	302	4T-5073	633
3T-6742	389	4E-8722	704	4M-1896	303	4T-7571	641
3T-6963	364	4F-2294	308	4M-2381	425	4V-7884	738
3T-8305	414	4F-2294	425	4M-2442	402	4V-8577	738
3T-8371	742	4F-2609	11	4M-6425	678	4V-8577	740
3T-8729	402	4F-4879	736	4M-6980	639	4W-1413	795
3T-9272	364	4F-4879	737	4M-7470	455	4Y-9344	678
3T-9494	273	4F-5695	21	4M-7470	457		
3T-9494	302	4F-6024	34	4M-8239	424		
3T-9524	302	4F-6024	34	4M-9592	401		
3T-9525	302	4F-7389	622	4N-1230	34		
3T-9525	▲273	4G-4972	20	4N-2514	32		
3V-2431	422	4H-0019	389	4N-2927	697	5B-0582	419
3V-3263	742	4H-1225	315	4N-3808	381	5B-2208	415
3V-4694	242	4H-1440	419	4P-2102	5	5C-2537	127
3V-9244	473	4H-1641	451	4P-2102	▲30	5C-2890	699
3V-9399	455	4H-2558	455	4P-4369	152	5C-2890	740
3V-9399	457	4H-2558	457	4P-5918	313	5C-7261	198
3W-0329	527	4H-3001	723	4P-7233	203	5C-7261	245
3W-0640	527			4P-7428	261	5C-7261	265

4

5

▲ PRIMARY REFERENCE

# PART NUMBER INDEX

Part	Page	Part	Page	Part	Page	Part	Page
5C-7261	270	5M-0578	364	5P-1076	729	5P-6605	679
5C-7261	324	5M-0578	368	5P-1076	731	5P-6605	679
5C-7261	672	5M-1179	280	5P-1251	109	5P-6874	710
5C-7261	685	5M-2057	622	5P-1262	102	5P-6874	711
5C-7261	712	5M-2057	633	5P-1465	109	5P-6944	599
5C-7261	713	5M-2894	365	5P-1465	109	5P-7085	394
5C-7261	714	5M-2894	368	5P-1505	199	5P-7211	462
5C-7261	715	5M-2894	370	5P-1505	83	5P-7211	462
5C-7261	761	5M-2894	389	5P-2230	132	5P-7462	245
5C-8312	675	5M-2894	402	5P-2618	209	5P-7462	591
5C-9553	324	5M-2894	419	5P-2645	150	5P-7462	600
5C-9553	673	5M-2894	504	5P-2671	611	5P-7463	245
5D-1026	198	5M-2894	507	5P-2766	321	5P-7463	591
5D-1026	695	5M-3034	302	5P-2817	132	5P-7463	600
5D-1026	708	5M-3038	402	5P-3930	401	5P-7464	394
5D-1911	622	5M-3605	410	5P-3930	417	5P-7465	394
5D-2989	401	5M-4480	415	5P-4057	370	5P-7468	600
5D-3118	459	5M-4987	410	5P-4115	699	5P-7469	601
5D-4822	697	5M-5687	84	5P-4115	723	5P-7483	462
5D-5958	563	5M-6126	401	5P-4116	124	5P-7483	679
5F-0304	36	5M-6214	473	5P-4116	16	5P-7513	716
5F-1678	485	5M-6509	212	5P-4116	198	5P-7514	716
5F-1678	622	5M-7878	417	5P-4116	245	5P-7530	402
5F-3999	105	5M-7925	364	5P-4116	30	5P-7530	82
5F-9144	196	5M-8500	678	5P-4116	318	5P-7592	389
5F-9757	721	5M-9623	424	5P-4116	461	5P-7679	417
5G-2247	509	5P-0492	260	5P-4116	672	5P-7701	387
5G-2934	245	5P-0537	704	5P-4116	98	5P-7958	1
5G-3676	596	5P-0599	124	5P-4268	394	5P-7958	682
5G-3676	600	5P-0599	162	5P-4423	669	5P-7970	150
5G-4313	150	5P-0695	243	5P-4423	740	5P-7970	16
5G-8655	678	5P-0695	245	5P-4432	669	5P-7970	209
5G-8993	517	5P-0695	305	5P-4571	322	5P-8065	375
5G-9841	517	5P-0695	317	5P-4892	154	5P-8066	394
5G-9842	517	5P-0767	102	5P-5045	402	5P-8112	394
5G-9843	517	5P-0767	695	5P-5296	402	5P-8194	401
5G-9973	473	5P-0767	708	5P-5297	402	5P-8196	76
5G-9974	473	5P-0767	708	5P-5639	449	5P-8244	16
5H-4018	603	5P-0767	708	5P-5639	695	5P-8245	14
5H-4279	408	5P-0767	708	5P-5643	671	5P-8245	144
5H-6005	622	5P-0998	723	5P-5643	679	5P-8245	159
5H-6202	402	5P-1075	600	5P-5643	695	5P-8245	208
5H-6734	492	5P-1075	638	5P-5680	748	5P-8245	364
5H-6734	494	5P-1075	671	5P-5680	748	5P-8245	365
5H-6734	496	5P-1075	710	5P-5680	749	5P-8245	368
5H-6734	498	5P-1075	732	5P-5680	750	5P-8245	370
5I-4376	595	5P-1076	107	5P-5680	751	5P-8245	373
5J-3964	417	5P-1076	109	5P-5777	245	5P-8245	375
5J-5314	302	5P-1076	394	5P-5777	318	5P-8245	38
5J-7386	417	5P-1076	455	5P-5846	370	5P-8245	389
5K-5120	375	5P-1076	457	5P-5930	679	5P-8245	40
5K-9090	393	5P-1076	461	5P-5930	679	5P-8245	402
5K-9090	393	5P-1076	467	5P-5930	700	5P-8245	54
5K-9090	590	5P-1076	471	5P-5930	700	5P-8245	55
5K-9090	591	5P-1076	473	5P-5991	198	5P-8245	616
5K-9090	593	5P-1076	492	5P-6010	740	5P-8247	236
5K-9107	365	5P-1076	494	5P-6010	740	5P-8247	389
5K-9179	710	5P-1076	526	5P-6129	706	5P-8444	601
5K-9179	711	5P-1076	596	5P-6129	706	5P-8445	697
5K-9246	370	5P-1076	600	5P-6129	706	5P-8500	1
5K-9988	370	5P-1076	611	5P-6298	273	5P-8500	682
5L-2087	11	5P-1076	678	5P-6605	679	5P-8500	723
5L-4758	552	5P-1076	723	5P-6605	679	5P-8503	678
5L-7200	309	5P-1076	728	5P-6605	679	5P-8918	750

▲ PRIMARY REFERENCE

# PART NUMBER INDEX

Part	Page	Part	Page	Part	Page	Part	Page
5P-8918	751	6K-3632	729	6V-0484	545	6V-3538	137
5P-8998	370	6K-4934	593	6V-0484	631	6V-3538	20
5P-9299	198	6K-4935	593	6V-0484	633	6V-3668	208
5P-9439	408	6K-8162	639	6V-0683	245	6V-3668	377
5P-9658	381	6K-8498	370	6V-0683	591	6V-3668	616
5S-7349	236	6K-9194	192	6V-0683	601	6V-3821	112
5S-7379	245	6K-9194	193	6V-0852	370	6V-3821	194
5S-7379	710	6L-4783	408	6V-0852	392	6V-3831	16
5V-0770	697	6L-5359	412	6V-0852	545	6V-3918	39
5V-1496	451	6L-7159	671	6V-0852	549	6V-3918	43
5V-1497	738	6M-5062	577	6V-0852	567	6V-3940	104
		6N-3279	302	6V-0852	590	6V-3940	12
		6N-3826	302	6V-0852	595	6V-3940	201
		6N-6984	123	6V-0852	595	6V-3940	203
		6N-6984	588	6V-0852	599	6V-3940	277
		6N-7523	333	6V-0852	599	6V-3940	425
		6N-7523	759	6V-0852	631	6V-3940	44
		6P-1735	364	6V-0852	633	6V-3940	74
		6P-1736	364	6V-0855	364	6V-3940	79
		6P-2216	726	6V-0937	413	6V-3940	80
		6P-5317	365	6V-0974	550	6V-3940	82
		6P-5317	368	6V-0974	603	6V-3940	97
		6P-5560	245	6V-1179	408	6V-3964	732
		6P-7704	401	6V-1322	302	6V-3965	370
		6P-8269	461	6V-1355	109	6V-3965	394
		6R-7943	614	6V-1572	394	6V-3965	423
		6S-2828	389	6V-1573	394	6V-3965	545
		6S-2829	389	6V-1720	370	6V-3965	550
		6S-3002	547	6V-1722	596	6V-3965	567
		6S-3002	557	6V-1790	723	6V-3965	590
		6S-6646	166	6V-1792	530	6V-3965	596
		6T-0062	364	6V-1819	87	6V-3965	600
		6T-0064	364	6V-1820	11	6V-3965	631
		6T-0363	273	6V-1820	150	6V-3965	633
		6T-0364	389	6V-1820	194	6V-4248	78
		6T-0371	273	6V-1820	34	6V-4248	79
		6T-0372	273	6V-1820	74	6V-4248	80
		6T-0850	364	6V-1820	78	6V-4249	11
		6T-1698	219	6V-1820	79	6V-4249	28
		6T-3631	266	6V-1820	80	6V-4249	41
		6T-3632	266	6V-1820	96	6V-4292	198
		6T-3633	266	6V-1970	1	6V-4365	394
		6T-3852	389	6V-1971	682	6V-4583	417
		6T-3853	389	6V-2312	754	6V-4589	174
		6T-4556	721	6V-2312	756	6V-4589	576
		6T-4557	721	6V-2314	219	6V-5043	415
		6T-5617	695	6V-2317	13	6V-5063	50
		6T-6505	673	6V-2317	201	6V-5064	109
		6T-6506	673	6V-2317	264	6V-5064	377
		6T-7695	702	6V-2317	74	6V-5064	46
		6T-7882	401	6V-2317	76	6V-5064	47
		6T-8402	757	6V-2317	84	6V-5188	412
		6T-8402	▲748	6V-2317	86	6V-5192	86
		6T-8403	758	6V-2331	678	6V-5201	557
		6T-8403	▲749	6V-2372	706	6V-5201	565
		6T-8714	721	6V-2375	678	6V-5215	106
		6T-9927	461	6V-2404	389	6V-5215	203
		6V-0327	385	6V-2478	401	6V-5215	277
		6V-0328	385	6V-2483	556	6V-5217	11
		6V-0329	385	6V-3250	109	6V-5217	201
		6V-0330	385	6V-3250	377	6V-5217	315
		6V-0400	550	6V-3250	50	6V-5217	329
		6V-0473	401	6V-3251	48	6V-5217	39
		6V-0484	393	6V-3260	678	6V-5217	82

## 6

▲ PRIMARY REFERENCE

# PART NUMBER INDEX

Part	Page	Part	Page	Part	Page	Part	Page
6V-5218	15	6V-6609	102	6V-8397	393	6V-8675	159
6V-5218	150	6V-6609	296	6V-8397	393	6V-8675	377
6V-5218	74	6V-6609	377	6V-8397	547	6V-8675	40
6V-5218	86	6V-6609	50	6V-8397	557	6V-8715	567
6V-5219	13	6V-6707	601	6V-8397	567	6V-8722	198
6V-5219	193	6V-6716	269	6V-8397	567	6V-8724	393
6V-5219	76	6V-6782	142	6V-8397	567	6V-8724	596
6V-5220	159	6V-6783	142	6V-8397	595	6V-8724	600
6V-5220	76	6V-6887	678	6V-8397	595	6V-8740	590
6V-5221	11	6V-6887	678	6V-8397	595	6V-8774	596
6V-5266	415	6V-6923	213	6V-8397	595	6V-8791	600
6V-5555	628	6V-6923	221	6V-8397	595	6V-8836	315
6V-5556	633	6V-6923	223	6V-8397	595	6V-8837	105
6V-5586	547	6V-7190	678	6V-8397	596	6V-8928	704
6V-5586	557	6V-7238	708	6V-8397	596	6V-8935	146
6V-5589	44	6V-7357	146	6V-8397	596	6V-8943	550
6V-5632	672	6V-7357	726	6V-8397	599	6V-8978	558
6V-5656	394	6V-7486	109	6V-8397	599	6V-8980	595
6V-5683	49	6V-7636	678	6V-8397	600	6V-8997	590
6V-5683	704	6V-7646	364	6V-8397	600	6V-9001	600
6V-5684	144	6V-7673	34	6V-8397	600	6V-9003	198
6V-5684	159	6V-7673	54	6V-8397	600	6V-9004	590
6V-5696	55	6V-7681	415	6V-8397	600	6V-9005	393
6V-5817	742	6V-7732	622	6V-8397	667	6V-9007	549
6V-5818	746	6V-7743	239	6V-8398	146	6V-9007	590
6V-5833	748	6V-7744	400	6V-8398	392	6V-9027	109
6V-5833	749	6V-7744	622	6V-8398	393	6V-9027	109
6V-5833	750	6V-7981	192	6V-8398	393	6V-9027	109
6V-5833	751	6V-7981	193	6V-8398	547	6V-9027	146
6V-5839	11	6V-8001	155	6V-8398	549	6V-9027	148
6V-5839	130	6V-8073	678	6V-8398	549	6V-9027	148
6V-5839	150	6V-8076	600	6V-8398	557	6V-9167	487
6V-5839	152	6V-8077	590	6V-8398	590	6V-9168	567
6V-5839	159	6V-8084	329	6V-8398	591	6V-9168	596
6V-5839	192	6V-8129	678	6V-8398	600	6V-9168	601
6V-5839	193	6V-8149	14	6V-8400	549	6V-9168	667
6V-5839	194	6V-8188	302	6V-8400	549	6V-9189	239
6V-5839	203	6V-8188	628	6V-8400	599	6V-9189	264
6V-5839	300	6V-8189	236	6V-8490	329	6V-9197	451
6V-5839	305	6V-8189	678	6V-8513	461	6V-9632	318
6V-5839	315	6V-8190	459	6V-8554	146	6V-9632	331
6V-5839	329	6V-8197	159	6V-8625	194	6V-9632	695
6V-5839	34	6V-8197	38	6V-8625	198	6V-9632	723
6V-5839	41	6V-8200	159	6V-8625	393	6V-9632	723
6V-5839	622	6V-8200	601	6V-8627	393	6V-9633	622
6V-5839	646	6V-8200	639	6V-8629	600	6V-9746	393
6V-5839	74	6V-8201	617	6V-8633	146	6V-9746	549
6V-5839	78	6V-8202	277	6V-8633	549	6V-9746	549
6V-5839	79	6V-8212	150	6V-8634	595	6V-9746	549
6V-5839	80	6V-8212	300	6V-8636	393	6V-9746	549
6V-5839	84	6V-8212	305	6V-8636	595	6V-9746	549
6V-5839	87	6V-8225	216	6V-8636	600	6V-9746	550
6V-5839	96	6V-8237	486	6V-8636	84	6V-9746	550
6V-5842	41	6V-8245	109	6V-8637	549	6V-9746	550
6V-5843	130	6V-8260	192	6V-8637	590	6V-9746	590
6V-5843	159	6V-8260	193	6V-8637	599	6V-9746	590
6V-5843	33	6V-8260	58	6V-8638	549	6V-9746	590
6V-5843	56	6V-8336	14	6V-8639	203	6V-9746	590
6V-5844	38	6V-8336	38	6V-8641	206	6V-9746	590
6V-5844	58	6V-8352	573	6V-8642	194	6V-9746	591
6V-6210	761	6V-8359	213	6V-8647	146	6V-9746	599
6V-6317	203	6V-8369	702	6V-8647	146	6V-9746	600
6V-6317	315	6V-8370	309	6V-8647	667	6V-9746	600
6V-6339	637	6V-8376	719	6V-8653	614	6V-9746	600

▲ PRIMARY REFERENCE

# PART NUMBER INDEX

Part	Page	Part	Page	Part	Page	Part	Page
6V-9746	600	7F-3488	302	7M-8485	260	7T-9303	702
6V-9746	600	7F-3525	273	7M-8485	318	7T-9370	401
6V-9746	603	7F-8267	622	7M-8485	393	7T-9426	706
6V-9829	206	7F-8268	16	7M-8485	393	7T-9515	309
6V-9836	596	7F-9543	459	7M-8485	393	7T-9788	364
6V-9850	567	7F-9547	459	7M-8485	549	7T-9793	706
6V-9850	595	7G-1239	329	7M-8485	599	7T-9832	364
6V-9872	595	7G-1596	364	7M-8485	631	7T-9837	364
6V-9872	599	7G-2343	402	7M-8485	631	7T-9837	368
6V-9873	203	7G-2454	678	7M-8485	633	7T-9946	389
6V-9874	549	7G-2516	401	7M-8485	97	7V-3715	486
6V-9876	86	7G-2830	401	7M-8651	302	7V-5191	697
6Y-0206	691	7G-3832	394	7N-0718	245	7W-3556	275
6Y-0206	723	7G-3832	593	7N-0718	▲307	7W-6413	34
6Y-0473	504	7G-3833	394	7N-5683	20	7W-6534	365
6Y-0473	505	7G-3833	593	7N-9801	311	7W-7381	631
6Y-0473	507	7G-3834	394	7P-4190	280	7W-7381	633
6Y-0473	509	7G-3834	593	7P-6682	317	7X-0346	385
6Y-0473	512	7G-4823	723	7P-7610	678	7X-0381	454
6Y-0473	513	7G-4824	723	7R-2750	244	7X-0474	245
6Y-0473	514	7G-5984	593	7R-2750	244	7X-0513	42
6Y-0473	515	7G-5985	593	7R-2751	244	7X-0513	98
6Y-0859	385	7G-6355	401	7S-2042	451	7X-0531	591
6Y-0926	364	7G-7218	401	7S-6369	155	7X-0562	302
6Y-0984	364	7G-9555	422	7S-8920	394	7X-0578	678
6Y-1198	509	7H-3607	413	7S-8921	394	7X-0579	685
6Y-1602	401	7H-4566	364	7T-0020	263	7X-0586	461
6Y-2704	364	7H-7628	389	7T-1068	748	7X-0594	472
6Y-2704	368	7H-7658	401	7T-1068	▲750	7X-0603	726
6Y-3973	451	7I-1036	549	7T-1069	749	7X-0608	245
6Y-4819	401	7I-1036	599	7T-1069	▲751	7X-0608	270
6Y-5113	711	7I-2272	700	7T-1099	109	7X-0608	414
6Y-5799	527	7I-2273	318	7T-1099	318	7X-0610	473
6Y-6298	530	7J-2036	504	7T-1099	461	7X-0818	324
6Y-8114	723	7J-2036	505	7T-1099	721	7X-0820	600
6Y-9024	529	7J-2036	507	7T-1330	748	7X-0851	486
6Y-9280	611	7J-4026	201	7T-1330	749	7X-1062	298
6Y-9281	611	7J-8611	370	7T-1474	389	7X-1456	453
6Y-9373	364	7J-9108	550	7T-1475	389	7X-1553	617
6Y-9373	368	7J-9933	631	7T-1885	364	7X-2535	596
6Y-9915	107	7J-9933	633	7T-1885	368	7X-2537	124
		7J-9933	641	7T-3950	401	7X-2537	30
		7K-1181	245	7T-3974	302	7X-2537	569
		7K-1181	258	7T-4532	684	7X-2538	683
		7K-1181	260	7T-5886	492	7X-2540	318
		7K-1181	261	7T-5886	494	7X-2541	571
		7K-1181	266	7T-5886	496	7X-2547	410
		7K-1181	315	7T-5886	498	7X-2550	601
		7K-1181	318	7T-6299	695	7X-2552	708
		7K-1181	324	7T-6299	723	7X-2553	467
		7K-1181	335	7T-6799	310	7X-2553	473
		7K-1181	79	7T-6994	364	7X-2553	527
		7K-6058	587	7T-6994	368	7X-2556	98
		7L-2894	302	7T-8130	364	7X-2557	611
		7M-0324	302	7T-8136	368	7X-2563	729
		7M-0325	302	7T-8816	402	7X-2565	219
		7M-0326	302	7T-8875	370	7X-2575	486
		7M-0327	302	7T-8876	370	7X-2575	516
		7M-1201	373	7T-8894	706	7X-2576	728
		7M-1296	424	7T-9031	368	7X-2576	729
		7M-1297	424	7T-9272	401	7X-2576	731
		7M-1377	424	7T-9303	702	7X-2581	717
		7M-7219	697	7T-9303	702	7X-2581	718
		7M-8485	245	7T-9303	702	7X-2582	517

## 7

▲ PRIMARY REFERENCE



# PART NUMBER INDEX

Part	Page	Part	Page	Part	Page	Part	Page
7X-2621	450			8E-2748	385	8L-2786	394
7X-3229	795			8E-3446	757	8L-8413	242
7X-3373	302			8E-3446	▲752	8L-8413	242
7X-3391	467	8C-2926	101	8E-3447	758	8L-8413	243
7X-3392	716	8C-3089	302	8E-3447	▲753	8L-8413	697
7X-4744	114	8C-3205	591	8E-4072	723	8L-8413	736
7X-4744	114	8C-3205	603	8E-4832	461	8L-8413	737
7X-4780	245	8C-3206	394	8E-5113	678	8L-8413	740
7X-6315	253	8C-3206	408	8E-5113	▲757	8L-8413	797
7X-7477	414	8C-3206	607	8E-5114	678	8M-0505	203
7X-7644	459	8C-3206	623	8E-5114	▲758	8M-2530	370
7X-7644	795	8C-3206	628	8E-5502	392	8M-2772	146
7X-7702	746	8C-3206	639	8E-6856	746	8M-4390	400
7X-7729	102	8C-3334	373	8E-7222	509	8M-4432	375
7X-7729	109	8C-3442	678	8E-7405	509	8M-4438	365
7X-7729	141	8C-3445	76	8E-7406	509	8M-4438	368
7X-7729	142	8C-3446	394	8E-7407	509	8M-4986	424
7X-7729	198	8C-3446	545	8E-7408	509	8M-5010	402
7X-7729	298	8C-3446	596	8E-7408	509	8M-5254	567
7X-7729	318	8C-3446	76	8E-7409	509	8M-5255	402
7X-7729	374	8C-3447	392	8E-7410	509	8M-5255	402
7X-7729	394	8C-3451	545	8E-7561	451	8M-5860	22
7X-7729	449	8C-3451	595	8E-7791	691	8M-7160	412
7X-7729	450	8C-3681	110	8E-7791	723	8M-8489	402
7X-7729	451	8C-5060	759	8E-8299	401	8M-8489	410
7X-7729	460	8C-5230	415	8E-8300	417	8M-9307	377
7X-7729	461	8C-5607	261	8E-8304	401	8M-9315	36
7X-7729	475	8C-5608	261	8E-8305	401	8N-0869	243
7X-7729	591	8C-5682	706	8E-8307	364	8N-0869	245
7X-7729	596	8C-5917	242	8E-8307	368	8N-0869	305
7X-7729	601	8C-5917	243	8E-8310	364	8N-0869	318
7X-7729	603	8C-6354	321	8E-9037	530	8N-6849	30
7X-7729	606	8C-6358	246	8E-9037	▲509	8N-6854	30
7X-7729	623	8C-6364	245	8E-9522	473	8N-8846	109
7X-7729	678	8C-6364	315	8F-1434	302	8P-1916	401
7X-7729	706	8C-6712	596	8F-7219	196	8P-1964	401
7X-7729	708	8C-6857	587	8F-7702	280	8P-2019	402
7X-7729	716	8C-6913	159	8F-9206	623	8P-2022	402
7X-7729	720	8C-6913	399	8G-4014	461	8P-2023	402
7X-7729	721	8C-6915	667	8G-4189	485	8P-2051	401
7X-7729	723	8C-8408	394	8G-8844	385	8P-2053	401
7X-7729	732	8C-8478	472	8G-8845	385	8P-2524	729
7X-7877	374	8C-8498	549	8G-9530	532	8P-8357	365
7X-7877	746	8C-8584	455	8G-9880	400	8P-8357	368
7X-7877	746	8C-8584	457	8H-2768	414	8P-9747	729
7X-7927	742	8C-8585	450	8H-5303	307	8S-0023	394
7X-7927	746	8C-8585	723	8H-5352	402	8S-0024	394
7X-7928	742	8C-8843	729	8H-9818	382	8S-0527	368
7X-7928	746	8C-8988	600	8H-9818	415	8S-0948	319
7X-7929	742	8C-9660	302	8H-9819	382	8S-4304	377
7X-7929	746	8D-1817	389	8J-6913	622	8S-7803	697
7X-7930	742	8D-1819	389	8J-8322	623	8S-9008	415
7X-7930	746	8D-4771	399	8J-8436	622	8T-0072	364
7X-7945	392	8D-9739	402	8J-8468	622	8T-0075	146
7Y-5219	547	8E-1118	699	8J-8782	622	8T-0100	144
7Y-5219	557	8E-1143	425	8J-8783	622	8T-0100	15
7Y-5272	26	8E-1205	451	8J-9990	599	8T-0100	155
7Y-7388	702	8E-1211	492	8K-3351	461	8T-0100	16
7Y-7389	245	8E-1211	494	8K-4739	76	8T-0100	194
		8E-1211	496	8L-2746	174	8T-0119	102
		8E-1211	498	8L-2746	576	8T-0119	198
		8E-1900	517	8L-2779	224	8T-0267	245
		8E-2139	504	8L-2786	224	8T-0269	543
		8E-2139	507	8L-2786	319	8T-0269	557
				8L-2786	388	8T-0271	159

▲ PRIMARY REFERENCE

# PART NUMBER INDEX

Part	Page	Part	Page	Part	Page	Part	Page
8T-0292	82	8T-3490	109	8T-4121	457	8T-4136	124
8T-0318	678	8T-3490	150	8T-4121	467	8T-4136	132
8T-0328	219	8T-3490	150	8T-4121	471	8T-4136	146
8T-0328	245	8T-3490	269	8T-4121	472	8T-4136	198
8T-0328	302	8T-3490	305	8T-4121	473	8T-4136	246
8T-0328	324	8T-3490	317	8T-4121	492	8T-4136	260
8T-0328	700	8T-3490	317	8T-4121	494	8T-4136	261
8T-0337	673	8T-3490	392	8T-4121	496	8T-4136	266
8T-0341	609	8T-3490	393	8T-4121	498	8T-4136	305
8T-0360	520	8T-3490	457	8T-4121	527	8T-4136	319
8T-0360	522	8T-3490	460	8T-4121	550	8T-4136	324
8T-0360	525	8T-3490	461	8T-4121	591	8T-4136	382
8T-0364	486	8T-3490	461	8T-4121	593	8T-4136	394
8T-0375	517	8T-3490	461	8T-4121	596	8T-4136	415
8T-0640	154	8T-3490	461	8T-4121	601	8T-4136	424
8T-0640	216	8T-3490	461	8T-4121	603	8T-4136	449
8T-0643	159	8T-3490	461	8T-4121	607	8T-4136	450
8T-0657	488	8T-3490	467	8T-4121	623	8T-4136	451
8T-0657	489	8T-3490	595	8T-4121	628	8T-4136	455
8T-0657	490	8T-3490	721	8T-4121	639	8T-4136	457
8T-0657	491	8T-3490	732	8T-4121	667	8T-4136	460
8T-0687	748	8T-3490	74	8T-4121	671	8T-4136	461
8T-0687	749	8T-3491	550	8T-4121	678	8T-4136	467
8T-0722	732	8T-3518	246	8T-4121	682	8T-4136	473
8T-1117	78	8T-3518	319	8T-4121	685	8T-4136	475
8T-1120	393	8T-3519	246	8T-4121	686	8T-4136	492
8T-1159	556	8T-3597	261	8T-4121	695	8T-4136	494
8T-1160	88	8T-3597	457	8T-4121	700	8T-4136	496
8T-1715	708	8T-3597	467	8T-4121	706	8T-4136	498
8T-1718	550	8T-3612	144	8T-4121	708	8T-4136	550
8T-1887	198	8T-3612	150	8T-4121	711	8T-4136	591
8T-1887	203	8T-3612	150	8T-4121	726	8T-4136	596
8T-1887	591	8T-3612	239	8T-4121	729	8T-4136	601
8T-1888	198	8T-3612	269	8T-4121	732	8T-4136	623
8T-1888	203	8T-3612	298	8T-4121	96	8T-4136	678
8T-1888	591	8T-3612	318	8T-4121	98	8T-4136	685
8T-1889	596	8T-3612	74	8T-4122	394	8T-4136	706
8T-1889	601	8T-3647	571	8T-4122	708	8T-4136	716
8T-1890	596	8T-3666	28	8T-4123	245	8T-4136	720
8T-1890	601	8T-3957	554	8T-4123	266	8T-4136	721
8T-1891	198	8T-3957	617	8T-4123	42	8T-4136	723
8T-1892	198	8T-4121	102	8T-4123	516	8T-4136	726
8T-1893	394	8T-4121	109	8T-4123	517	8T-4136	98
8T-1894	394	8T-4121	11	8T-4123	729	8T-4137	109
8T-1895	550	8T-4121	124	8T-4131	472	8T-4137	146
8T-1896	550	8T-4121	132	8T-4133	109	8T-4137	198
8T-1897	591	8T-4121	146	8T-4133	141	8T-4137	246
8T-1898	591	8T-4121	198	8T-4133	198	8T-4137	266
8T-1979	678	8T-4121	239	8T-4133	246	8T-4137	319
8T-1980	678	8T-4121	245	8T-4133	305	8T-4137	324
8T-2192	261	8T-4121	260	8T-4133	319	8T-4137	374
8T-2225	243	8T-4121	261	8T-4133	324	8T-4137	394
8T-2225	245	8T-4121	266	8T-4133	394	8T-4137	415
8T-2225	305	8T-4121	305	8T-4133	412	8T-4137	451
8T-2225	318	8T-4121	319	8T-4133	461	8T-4137	461
8T-2275	623	8T-4121	324	8T-4133	591	8T-4137	671
8T-2561	611	8T-4121	380	8T-4133	601	8T-4137	695
8T-2922	558	8T-4121	394	8T-4133	603	8T-4137	700
8T-2947	239	8T-4121	400	8T-4133	682	8T-4137	708
8T-3282	487	8T-4121	408	8T-4133	706	8T-4137	721
8T-3282	520	8T-4121	41	8T-4133	708	8T-4137	729
8T-3282	522	8T-4121	415	8T-4133	746	8T-4137	732
8T-3282	525	8T-4121	424	8T-4136	102	8T-4138	246
8T-3298	622	8T-4121	455	8T-4136	109	8T-4138	324

▲ PRIMARY REFERENCE

# PART NUMBER INDEX

Part	Page	Part	Page	Part	Page	Part	Page
8T-4138	461	8T-4183	608	8T-4195	721	8T-4224	596
8T-4138	759	8T-4183	611	8T-4196	370	8T-4224	683
8T-4139	246	8T-4183	678	8T-4196	395	8T-4224	74
8T-4139	261	8T-4184	142	8T-4196	400	8T-4224	744
8T-4139	394	8T-4184	492	8T-4196	408	8T-4226	395
8T-4139	415	8T-4184	494	8T-4196	460	8T-4231	554
8T-4139	461	8T-4184	496	8T-4196	472	8T-4244	261
8T-4139	467	8T-4184	498	8T-4196	591	8T-4244	395
8T-4139	473	8T-4184	550	8T-4196	596	8T-4244	593
8T-4139	496	8T-4184	601	8T-4196	603	8T-4244	601
8T-4139	498	8T-4185	246	8T-4196	607	8T-4244	611
8T-4139	526	8T-4185	380	8T-4196	623	8T-4648	395
8T-4139	591	8T-4185	382	8T-4196	628	8T-4648	400
8T-4139	593	8T-4185	593	8T-4196	639	8T-4649	721
8T-4139	596	8T-4185	623	8T-4196	706	8T-4752	702
8T-4139	601	8T-4185	633	8T-4196	708	8T-4777	754
8T-4139	667	8T-4186	109	8T-4196	721	8T-4777	756
8T-4139	723	8T-4186	123	8T-4196	723	8T-4778	459
8T-4139	728	8T-4186	198	8T-4196	732	8T-4779	626
8T-4139	729	8T-4186	394	8T-4198	239	8T-4896	198
8T-4139	731	8T-4186	588	8T-4198	395	8T-4896	385
8T-4140	134	8T-4186	591	8T-4200	150	8T-4896	505
8T-4140	42	8T-4186	601	8T-4200	744	8T-4896	746
8T-4140	459	8T-4186	623	8T-4205	236	8T-4908	124
8T-4141	501	8T-4187	467	8T-4205	302	8T-4908	319
8T-4141	502	8T-4187	516	8T-4222	379	8T-4908	324
8T-4145	631	8T-4189	150	8T-4222	451	8T-4908	596
8T-4145	633	8T-4189	298	8T-4223	123	8T-4908	732
8T-4154	265	8T-4189	319	8T-4223	142	8T-4908	98
8T-4167	516	8T-4189	461	8T-4223	198	8T-4956	107
8T-4167	721	8T-4189	596	8T-4223	246	8T-4956	395
8T-4167	728	8T-4189	98	8T-4223	261	8T-4956	408
8T-4167	729	8T-4191	319	8T-4223	395	8T-4956	415
8T-4167	731	8T-4191	394	8T-4223	399	8T-4956	471
8T-4170	42	8T-4191	449	8T-4223	400	8T-4956	492
8T-4170	473	8T-4191	671	8T-4223	408	8T-4956	494
8T-4172	394	8T-4192	395	8T-4223	415	8T-4956	555
8T-4172	424	8T-4192	449	8T-4223	449	8T-4956	623
8T-4172	601	8T-4192	455	8T-4223	467	8T-4970	298
8T-4174	107	8T-4192	457	8T-4223	492	8T-4971	319
8T-4175	461	8T-4193	613	8T-4223	494	8T-4985	599
8T-4176	394	8T-4194	107	8T-4223	496	8T-4994	280
8T-4176	415	8T-4194	492	8T-4223	498	8T-4994	385
8T-4177	571	8T-4194	494	8T-4223	550	8T-4994	587
8T-4178	41	8T-4194	550	8T-4223	555	8T-5001	395
8T-4178	601	8T-4194	723	8T-4223	588	8T-5005	198
8T-4178	606	8T-4195	102	8T-4223	591	8T-5005	395
8T-4179	198	8T-4195	109	8T-4223	593	8T-5005	591
8T-4179	246	8T-4195	124	8T-4223	601	8T-5030	377
8T-4179	596	8T-4195	142	8T-4223	608	8T-5030	41
8T-4181	261	8T-4195	198	8T-4223	617	8T-5030	567
8T-4181	678	8T-4195	246	8T-4223	623	8T-5041	400
8T-4182	239	8T-4195	298	8T-4223	628	8T-5041	601
8T-4182	380	8T-4195	379	8T-4223	667	8T-5043	206
8T-4182	399	8T-4195	395	8T-4223	723	8T-5066	154
8T-4182	473	8T-4195	415	8T-4224	114	8T-5071	496
8T-4182	527	8T-4195	461	8T-4224	150	8T-5071	498
8T-4182	638	8T-4195	550	8T-4224	236	8T-5361	459
8T-4183	109	8T-4195	601	8T-4224	264	8T-5361	690
8T-4183	123	8T-4195	611	8T-4224	265	8T-5372	450
8T-4183	467	8T-4195	667	8T-4224	298	8T-5372	465
8T-4183	588	8T-4195	678	8T-4224	319	8T-5372	465
8T-4183	593	8T-4195	686	8T-4224	324	8T-5372	466
8T-4183	601	8T-4195	711	8T-4224	569	8T-5372	466

▲ PRIMARY REFERENCE



# PART NUMBER INDEX

Part	Page	Part	Page	Part	Page	Part	Page
8T-5379	690	8T-8730	322	8Y-5945	697		
8T-5400	746	8T-8730	323	8Y-5965	738		
8T-5439	219	8T-8737	242	8Y-6012	738		
8T-5439	467	8T-8737	242	8Y-6014	738		
8T-5439	472	8T-8737	243	8Y-6024	738		
8T-5460	246	8T-8737	243	8Y-6041	697		
8T-5460	266	8T-8737	244	8Y-6045	697		
8T-5917	104	8T-8737	244	8Y-6046	697		
8T-5917	96	8T-8737	244	8Y-6047	697		
8T-6338	590	8T-8737	258	8Y-6060	697		
8T-6342	375	8T-8737	261	8Y-6062	697		
8T-6430	42	8T-8737	266	8Y-6063	697		
8T-6430	517	8T-8737	266	8Y-6064	697		
8T-6466	109	8T-8737	266	8Y-6066	697		
8T-6466	395	8T-8737	310	8Y-6067	697		
8T-6466	601	8T-8737	312	8Y-6068	697		
8T-6703	143	8T-8737	312	8Y-6069	697		
8T-6757	154	8T-8737	317	8Y-6388	691		
8T-6764	377	8T-8737	318	8Y-6419	753		
8T-6854	377	8T-8737	321	8Y-6420	753		
8T-6868	395	8T-8737	322	8Y-6420	▲754		
8T-6868	596	8T-8737	322	8Y-6422	754		
8T-6869	591	8T-8737	323	8Y-6423	752		
8T-6870	319	8T-8737	323	8Y-6423	753		
8T-6870	603	8T-8737	324	8Y-6423	754		
8T-6912	324	8T-8737	331	8Y-6423	756		
8T-6936	679	8T-8737	333	8Y-6423	756		
8T-7547	108	8T-8737	335	8Y-6424	752		
8T-7547	124	8T-8737	427	8Y-6424	753		
8T-7547	569	8T-8737	713	8Y-6430	752		
8T-7566	451	8T-8737	714	8Y-6430	753		
8T-7568	587	8T-8737	715	8Y-6430	754		
8T-7927	549	8T-8737	746	8Y-6430	756		
8T-8442	614	8T-8737	746	8Y-6431	756		
8T-8442	617	8T-8874	269	8Y-6432	752		
8T-8442	636	8T-8899	600	8Y-6433	752		
8T-8442	637	8T-8908	723	8Y-6433	▲756		
8T-8729	174	8T-8914	678	8Y-6448	750		
8T-8729	219	8T-8919	399	8Y-6448	751		
8T-8729	225	8T-8984	550	8Y-6454	754		
8T-8729	235	8T-9043	678	8Y-6454	756		
8T-8729	242	8T-9358	567	8Y-6455	754		
8T-8729	245	8T-9371	740	8Y-6455	756		
8T-8729	263	8T-9399	385	8Y-6459	752		
8T-8729	266	8T-9400	159	8Y-6459	753		
8T-8729	310	8T-9405	139	8Y-6459	754		
8T-8729	311	8T-9405	313	8Y-6459	756		
8T-8729	312	8T-9405	324	8Y-6460	754		
8T-8729	317	8T-9496	455	8Y-6460	756		
8T-8729	321	8T-9496	457	8Y-6461	754		
8T-8729	322	8T-9530	795	8Y-6461	756		
8T-8729	322	8T-9597	609	8Y-6462	752		
8T-8729	323	8T-9597	614	8Y-6462	753		
8T-8729	324	8T-9598	617	8Y-6839	748		
8T-8729	427	8T-9655	194	8Y-6839	749		
8T-8729	644	8T-9655	249	8Y-6839	750		
8T-8729	688	8T-9655	321	8Y-6839	751		
8T-8729	712	8T-9757	242	8Y-6859	697		
8T-8729	713	8U-5951	617	8Y-6860	697		
8T-8729	740	8V-0622	242	8Y-6910	752		
8T-8730	266	8V-9708	198	8Y-6910	753		
8T-8730	308	8Y-4000	455	8Y-6910	754		
8T-8730	321	8Y-4000	457	8Y-6910	756		
8T-8730	322	8Y-5944	738	8Y-8309	759		

9

9B-0576	364
9B-7233	719
9B-7237	505
9C-0995	603
9D-7924	392
9D-9736	678
9F-5599	273
9F-5644	246
9F-5644	270
9F-5644	307
9F-6656	795
9G-0003	242
9G-0004	242
9G-0004	243
9G-0286	402
9G-0289	401
9G-0290	401
9G-0832	389
9G-0983	716
9G-0986	716
9G-0990	716
9G-0992	729
9G-1127	678
9G-1307	246
9G-1642	512
9G-1642	513
9G-1642	514
9G-1642	515
9G-2758	242
9G-3695	333
9G-3695	712
9G-3695	742
9G-4101	302
9G-4101	302
9G-5664	504
9G-5664	505
9G-5664	507
9G-6559	729
9G-6655	260
9G-6744	402
9G-8020	401
9G-8615	370
9G-8638	385
9G-9175	385
9G-9180	385
9G-9181	385
9G-9239	455
9G-9239	457
9G-9435	321
9H-3360	385
9H-3757	302
9H-6454	623
9H-8712	415
9J-2914	622
9J-4782	611
9J-8126	633
9L-6770	236
9L-9068	571
9L-9132	365
9M-0164	124
9M-0164	146

▲ PRIMARY REFERENCE

# PART NUMBER INDEX

Part	Page	Part	Page	Part	Page	Part	Page
9M-1974	104	9P-7859	751	9S-8003	639	9W-0844	266
9M-1974	106	9P-7860	750	9S-8004	194	9W-0844	266
9M-1974	108	9P-7860	751	9S-8004	196	9W-0844	318
9M-1974	11	9P-8614	401	9S-8004	201	9W-0844	321
9M-1974	112	9P-8623	401	9S-8004	26	9W-0844	322
9M-1974	13	9P-8626	401	9S-8004	36	9W-0844	322
9M-1974	144	9P-9150	571	9S-8004	377	9W-0844	323
9M-1974	150	9P-9388	710	9S-8004	377	9W-0844	673
9M-1974	159	9P-9388	711	9S-8004	393	9W-0844	746
9M-1974	16	9P-9390	710	9S-8004	425	9W-0852	242
9M-1974	192	9P-9392	729	9S-8004	50	9W-0852	243
9M-1974	193	9P-9392	▲710	9S-8004	558	9W-0852	243
9M-1974	201	9R-2160	269	9S-8004	605	9W-0852	244
9M-1974	209	9R-2613	318	9S-8004	614	9W-0852	261
9M-1974	216	9R-2613	467	9S-8005	191	9W-0852	266
9M-1974	24	9R-2613	721	9S-8005	194	9W-0852	318
9M-1974	249	9R-2672	150	9S-8005	36	9W-0852	321
9M-1974	269	9R-2672	467	9S-8005	365	9W-0852	322
9M-1974	277	9R-6307	638	9S-8005	368	9W-0852	322
9M-1974	315	9R-6307	667	9S-8005	377	9W-0852	323
9M-1974	329	9R-7882	392	9S-8005	377	9W-0852	673
9M-1974	375	9S-1354	98	9S-8005	388	9W-0852	673
9M-1974	39	9S-1838	530	9S-8005	393	9W-0852	746
9M-1974	425	9S-2544	302	9S-8005	43	9W-1569	389
9M-1974	43	9S-4167	191	9S-8005	48	9W-1570	389
9M-1974	641	9S-4180	631	9S-8005	50	9W-1571	364
9M-1974	74	9S-4180	633	9S-8005	558	9W-1951	322
9M-1974	76	9S-4181	377	9S-8005	609	9W-2822	471
9M-1974	79	9S-4181	387	9S-8005	614	9W-2853	364
9M-1974	80	9S-4181	631	9S-8005	76	9W-2992	389
9M-1974	82	9S-4182	109	9S-8006	194	9W-3660	389
9M-1974	84	9S-4182	628	9S-8006	43	9W-4159	370
9M-1974	86	9S-4183	370	9S-8006	48	9W-4381	529
9M-1974	97	9S-4183	617	9S-8006	595	9W-5150	389
9M-1976	415	9S-4185	385	9S-8006	639	9W-5334	370
9M-2008	417	9S-4185	76	9S-8007	171	9W-5343	694
9M-3786	517	9S-4185	97	9S-8007	275	9W-5595	424
9M-3835	451	9S-4188	607	9S-8008	50	9W-6102	364
9M-4355	401	9S-4190	569	9S-8008	558	9W-6103	364
9M-6738	298	9S-4191	109	9S-8008	569	9W-7925	368
9M-7002	400	9S-4191	13	9S-8010	527	9W-7926	368
9M-7394	622	9S-4191	600	9S-8230	451	9W-8270	401
9N-0869	194	9S-4191	606	9S-9334	393	9W-8612	389
9N-0869	249	9S-4191	607	9S-9334	46	9W-9952	107
9N-0869	324	9S-4200	201	9S-9334	47	9W-9953	107
9N-1756	312	9S-5187	729	9S-9334	97	9X-0194	742
9N-1756	643	9S-6130	370	9T-1637	563	9X-0196	322
9N-1995	746	9S-7710	370	9T-1642	563	9X-0199	309
9N-4233	611	9S-8001	22	9T-1643	563	9X-0261	277
9N-5085	144	9S-8001	631	9T-1687	563	9X-1046	691
9N-5085	152	9S-8001	633	9T-3264	622	9X-1046	723
9P-1478	389	9S-8002	148	9T-3928	558	9X-1813	174
9P-1921	389	9S-8002	213	9T-9836	639	9X-1813	224
9P-1922	389	9S-8002	36	9U-8263	699	9X-1813	225
9P-1925	389	9S-8002	48	9U-8668	425	9X-1813	245
9P-2245	504	9S-8002	547	9U-8669	425	9X-1813	248
9P-2245	505	9S-8002	557	9U-8746	699	9X-1813	283
9P-2245	507	9S-8002	605	9U-9550	401	9X-1813	292
9P-3066	461	9S-8002	617	9V-8668	425	9X-1813	295
9P-3709	415	9S-8002	631	9W-0844	242	9X-1813	545
9P-7072	389	9S-8002	633	9W-0844	243	9X-1813	646
9P-7390	401	9S-8002	637	9W-0844	244	9X-2027	399
9P-7757	401	9S-8002	96	9W-0844	244	9X-2027	708
9P-7859	750	9S-8003	36	9W-0844	261	9X-2032	724

▲ PRIMARY REFERENCE

# PART NUMBER INDEX

Part	Page	Part	Page	Part	Page	Part	Page
9X-2038	374	9X-3402	245	9X-8267	213	032-63-022	888
9X-2038	691	9X-3402	261	9X-8267	216	032-63-022	890
9X-2039	721	9X-3402	312	9X-8267	315	032-63-030	888
9X-2043	691	9X-3402	317	9X-8267	329	032-63-030	890
9X-2043	723	9X-3402	318	9X-8267	686	032-66-004	884
9X-2044	675	9X-3402	321	9X-8268	21	032-66-043	884
9X-2045	324	9X-3402	321	9X-8268	31	032-66-044	884
9X-2045	374	9X-3402	322	9X-8268	32	032-71-012	812
9X-2045	691	9X-3402	322	9X-8268	38	033-5879	225
9X-2045	704	9X-3402	323	9X-8268	58	033-6027	222
9X-2053	32	9X-3402	323	9X-8268	601	033-6027	223
9X-2097	315	9X-3402	324	9X-8408	393	033-6033	174
9X-2097	329	9X-3402	331	9X-8600	219	033-6033	213
9X-2125	370	9X-3402	335	9X-8918	697	033-6033	221
9X-2125	375	9X-3402	375	9X-8979	609	033-6033	223
9X-2125	623	9X-3402	746	9X-8979	614	033-6033	387
9X-2185	695	9X-4244	264	9X-8979	617	033-6033	636
9X-2185	745	9X-4244	265	9X-9120	245	033-6034	393
9X-2201	142	9X-4582	492	9X-9825	318	033-6034	82
9X-2205	219	9X-4582	494	9Y-0810	18	033-6043	174
9X-2297	600	9X-4582	496	9Y-6089	300	033-6043	636
9X-2297	84	9X-4582	498	9Y-6089	305	033-6043	637
9X-2480	280	9X-6000	24	9Y-9236	109	034-1432	161
9X-2646	141	9X-6032	614			035-09-005	968
9X-2647	141	9X-6165	261			035-09-010	890
9X-2857	557	9X-6395	641			035-09-012	890
9X-2857	565	9X-6458	373			035-10-000	800
9X-3401	242	9X-6620	152			035-10-000	▲934
9X-3401	243	9X-6620	168	004-1964	543	035-10-001	800
9X-3401	243	9X-6654	142	004-1964	557	035-10-001	▲933
9X-3401	243	9X-6772	244	005-4362	150	035-10-001	934
9X-3401	244	9X-6772	321	005-4834	364	035-10-002	933
9X-3401	244	9X-6772	322	006-04-001	948	035-10-031	934
9X-3401	244	9X-6772	323	006-04-002	948	035-10-032	934
9X-3401	245	9X-7378	319	006-06-007	862	035-10-033	948
9X-3401	248	9X-7381	706	006-60-003	836	035-11-007	948
9X-3401	261	9X-7382	706	006-60-004	847	035-11-015	948
9X-3401	274	9X-7680	617	006-60-004	▲858	035-11-027	948
9X-3401	282	9X-8250	708	006-60-008	830	035-11-029	802
9X-3401	283	9X-8256	146	006-60-008	860	035-11-029	948
9X-3401	292	9X-8256	246	006-63-001	890	035-11-040	948
9X-3401	295	9X-8256	261	006-63-001	▲896	035-11-042	805
9X-3401	300	9X-8256	269	006-63-002	890	035-12-001	800
9X-3401	305	9X-8256	280	006-63-002	▲898	035-12-001	▲931
9X-3401	309	9X-8256	298	006-66-001	884	035-12-006	931
9X-3401	312	9X-8256	319	006-66-001	▲886	035-14-019	822
9X-3401	312	9X-8256	324	029-61-001	876	035-14-024	822
9X-3401	318	9X-8256	596	029-61-001	▲877	035-14-024	▲825
9X-3401	321	9X-8256	631	030-09-009	968	035-14-045	822
9X-3401	322	9X-8256	633	030-09-010	968	035-15-000	800
9X-3401	322	9X-8256	689	030-09-013	968	035-15-000	▲932
9X-3401	323	9X-8256	726	030-2135	365	035-15-001	932
9X-3401	323	9X-8257	107	030-60-073	874	035-15-021	932
9X-3401	331	9X-8257	462	030-63-002	890	035-17-003	818
9X-3401	746	9X-8257	467	030-63-002	▲900	035-17-003	▲820
9X-3402	242	9X-8257	527	030-7946	148	035-17-005	818
9X-3402	242	9X-8257	626	030-7946	171	035-17-005	▲819
9X-3402	243	9X-8257	98	030-7946	201	035-17-007	815
9X-3402	243	9X-8258	695	030-7946	201	035-17-007	▲817
9X-3402	243	9X-8258	717	030-7947	201	035-17-008	817
9X-3402	243	9X-8258	718	030-8194	13	035-17-009	815
9X-3402	244	9X-8266	462	031-0218	375	035-17-009	▲816
9X-3402	244	9X-8267	105	032-25-010	800	035-17-010	816
9X-3402	244	9X-8267	154	032-63-002	890	035-17-049	820
				032-63-002	▲894	035-17-050	819

## 0

▲ PRIMARY REFERENCE

# PART NUMBER INDEX

Part	Page	Part	Page	Part	Page	Part	Page
035-20-001	976	035-64-002	▲838	040-14-025	825	046-09-021	968
035-20-006	800	035-64-002	▲840	040-14-032	825	046-09-022	968
035-20-006	▲976	035-64-002	▲842	040-60-009	916	046-09-024	968
035-30-001	800	035-64-003	836	040-63-024	890	046-09-025	968
035-30-001	▲954	035-64-003	▲843	040-66-002	884	046-11-001	800
035-30-005	976	035-64-004	830	040-66-005	884	046-11-001	▲948
035-30-006	976	035-64-004	▲860	040-68-068	936	046-11-002	948
035-30-007	878	035-65-001	835	040-71-025	800	046-11-006	948
035-30-007	932	035-65-001	▲847	040-71-025	▲952	046-11-008	948
035-30-007	934	035-65-002	847	040-71-027	952	046-11-011	948
035-30-007	936	035-65-002	▲848	040-71-028	952	046-11-014	948
035-30-007	954	035-65-002	▲850	041-30-009	803	046-11-015	948
035-30-008	954	035-65-002	▲852	041-30-009	▲804	046-11-018	948
035-30-010	954	035-65-002	▲854	041-30-010	804	046-11-020	948
035-30-010	▲967	035-65-003	847	041-30-011	804	046-11-024	948
035-30-011	967	035-65-003	▲856	041-44-001	800	046-11-025	948
035-30-015	967	035-65-004	830	041-44-001	▲947	046-11-027	948
035-30-020	954	035-65-004	▲862	042-20-027	954	046-11-029	948
035-30-025	954	035-66-001	826	042-20-028	947	046-11-037	948
035-30-025	966	035-66-001	▲884	042-20-031	947	046-11-037	978
035-30-025	▲966	035-66-002	884	042-20-052	976	046-11-038	948
035-30-033	930	035-67-001	800	042-30-002	954	046-11-038	979
035-41-002	890	035-67-001	▲813	042-30-002	▲964	046-12-001	800
035-41-004	890	035-67-002	800	042-30-003	964	046-12-001	▲930
035-41-008	890	035-67-002	▲814	042-30-015	958	046-12-002	930
035-41-009	890	035-67-023	813	042-30-015	960	046-14-001	800
035-41-010	890	035-67-023	814	042-30-019	964	046-14-001	▲822
035-41-011	890	035-67-024	813	042-30-019	967	046-14-006	822
035-41-012	906	035-67-024	814	042-30-019	▲965	046-14-008	822
035-41-013	906	035-68-001	800	042-30-020	965	046-14-016	822
035-44-001	936	035-68-001	▲936	042-30-021	965	046-14-020	822
035-44-001	▲940	035-68-002	936	042-30-026	964	046-14-021	822
035-44-002	940	035-68-022	936	042-30-034	954	046-14-023	822
035-45-002	948	035-68-036	936	042-30-034	958	046-16-001	800
035-60-005	826	035-68-037	936	042-30-034	960	046-16-001	▲977
035-60-005	▲878	035-68-041	936	042-30-034	▲963	046-16-002	977
035-60-006	878	035-68-041	▲939	042-30-035	963	046-16-002	▲979
035-60-006	▲880	035-68-042	939	042-30-036	963	046-16-003	977
035-60-033	912	035-68-047	936	042-30-040	960	046-16-003	▲978
035-60-033	▲914	035-68-047	941	042-30-040	967	046-16-005	978
035-60-036	912	035-68-047	954	042-30-048	954	046-16-012	978
035-60-056	830	035-68-047	962	042-30-051	954	046-17-001	800
035-60-056	▲835	035-68-047	▲941	042-30-051	▲956	046-17-001	▲818
035-60-057	835	035-68-047	▲962	042-30-052	956	046-17-002	800
035-61-001	826	035-68-049	932	042-30-052	▲958	046-17-002	▲815
035-61-001	▲876	035-68-049	934	042-30-054	958	046-40-002	888
035-62-001	826	035-68-051	940	042-30-056	958	046-40-003	901
035-62-001	▲864	035-68-053	878	042-30-056	960	046-40-004	901
035-62-003	864	035-68-055	878	042-30-058	958	046-40-005	888
035-62-003	▲868	035-68-059	936	042-30-058	960	046-40-006	888
035-63-026	942	035-68-060	936	042-30-059	958	046-40-013	901
035-63-026	▲944	035-68-075	939	042-30-059	960	046-40-014	978
035-63-027	944	035-68-076	936	042-30-060	958	046-40-019	978
035-63-028	942	035-71-005	802	042-30-060	960	046-42-002	826
035-63-028	▲945	035-71-005	▲803	042-30-061	956	046-42-002	▲928
035-63-029	945	035-71-006	803	042-30-061	▲960	046-42-301	978
035-63-032	920	035-71-011	803	042-30-062	960	046-42-304	978
035-63-033	942	035-71-015	803	042-30-064	960	046-45-002	822
035-63-033	▲946	035-71-029	▲805	042-30-065	960	046-45-003	822
035-63-34	946	037-09-021	968	042-30-066	960	046-60-016	826
035-64-001	835	038-14-002	811	045-4065	303	046-60-016	▲830
035-64-001	▲836	038-14-003	812	046-05-002	▲800	046-60-018	826
035-64-002	836	040-14-014	822	046-09-020	800	046-60-018	▲906
035-64-002	▲837	040-14-021	825	046-09-020	▲968	046-60-019	906

▲ PRIMARY REFERENCE

# PART NUMBER INDEX

Part	Page	Part	Page	Part	Page	Part	Page
046-60-020	800	053-6845	450	100032	852	100096	924
046-60-020	▲826	053-6846	450	100033	852	100097	924
046-60-021	826	054-4984	315	100034	852	100098	924
046-60-021	▲908	061-6711	402	100035	852	100099	924
046-60-022	908	061-7540	393	100036	852	100100	924
046-60-023	908	061-9455	370	100037	852	100101	924
046-60-023	▲910	061-9455	74	100038	852	100102	924
046-60-024	826	061-9456	16	100039	852	100103	924
046-60-024	▲911	061-9457	410	100040	854	100104	924
046-60-025	826	068-8093	402	100041	854	100105	924
046-60-025	▲882	069-0791	599	100042	854	100106	924
046-60-026	882	077-3241	453	100043	856	100107	924
046-60-028	826	081-3801	558	100044	856	100108	924
046-60-028	▲912	083-7784	639	100045	856	100109	924
046-60-029	826	084-4111	754	100046	864	100110	924
046-60-029	▲916	084-4111	756	100047	880	100111	924
046-60-030	916	086-9479	300	100048	880	100112	924
046-60-033	826	086-9479	305	100049	880	100113	924
046-60-033	▲918	087-4772	547	100050	880	100114	924
046-60-034	918	087-4772	557	100051	880	100115	924
046-60-035	826	091-9035	109	100052	880	100116	924
046-60-035	▲874	095-0878	697	100053	880	100117	924
046-63-001	826	095-0939	544	100054	880	100118	924
046-63-001	▲888	095-1678	388	100055	880	100119	924
046-63-002	888	095-1750	635	100056	880	100120	924
046-63-004	888	095-7930	675	100057	880	100121	924
046-63-004	▲890	096-6166	673	100058	880	100122	924
046-63-005	890	099-3649	318	100059	880	100123	924
046-63-009	890			100060	880	100124	924
046-63-012	890			100061	880	100125	924
046-63-013	888			100062	880	100126	924
046-63-016	888			100063	880	100127	924
046-63-019	904			100064	880	100128	914
046-63-030	800	100001	822	100065	880	100129	914
046-63-030	▲942	100002	838	100066	880	100130	914
046-63-031	942	100003	838	100067	880	100131	914
046-63-031	▲943	100004	838	100068	880	100132	914
046-63-032	943	100005	838	100069	880	100133	914
046-63-037	920	100006	838	100070	910	100134	914
046-63-040	826	100007	838	100071	910	100135	914
046-63-041	979	100008	838	100072	910	100136	914
046-63-049	826	100009	843	100073	910	100137	914
046-63-049	▲920	100010	843	100074	910	100138	914
046-63-050	920	100011	843	100075	948	100139	914
046-63-050	▲924	100012	850	100076	894	100140	914
046-71-001	800	100013	850	100077	894	100141	914
046-71-001	▲802	100014	850	100078	894	100142	914
046-71-005	802	100015	852	100079	894	100-3224	697
046-71-007	807	100016	852	100080	894	100-3237	203
046-71-009	807	100017	852	100081	894	100-3320	258
046-71-009	810	100018	852	100082	894	100-4336	198
046-71-013	807	100019	852	100083	894	100-5179	697
046-71-013	808	100020	852	100084	894	100-6211	639
046-71-013	809	100021	852	100085	894	100-8010	631
046-71-019	802	100022	852	100086	894	100-8010	633
046-71-019	806	100023	852	100087	894	100-8011	631
046-71-019	▲806	100024	852	100088	900	100-8011	633
046-71-033	802	100025	852	100089	900	100-8012	631
046-71-034	802	100026	852	100090	924	101-0003	738
046-71-042	802	100027	852	100091	924	101-0003	740
046-71-043	802	100028	852	100092	924	101-0742	759
046-71-050	826	100029	852	100093	924	101-0742	▲761
046-71-050	▲926	100030	852	100094	924	101-0852	253
053-0558	109	100031	852	100095	924	101-2862	609

1

▲ PRIMARY REFERENCE



# PART NUMBER INDEX

Part	Page	Part	Page	Part	Page	Part	Page
101-3055	702	105-1634	617	110-6844	317	123-7560	557
101-3128	249	105-1635	617	110-8152	704	123-7575	558
101-3129	203	105-1636	617	110-8769	317	123-7583	558
101-3129	83	105-1638	617	111-2416	258	124-0174	393
101-3934	38	105-1639	617	111-4482	726	124-0174	667
101-4194	738	105-1640	617	111-4919	408	124-1212	600
101-4195	738	105-1642	617	112-1102	393	124-1479	393
101-9080	450	105-1646	620	112-4511	401	124-2132	549
102-8801	242	105-1648	620	112-5585	401	124-2147	549
102-8801	243	105-1650	620	112-6646	589	124-3019	317
102-8801	244	105-1651	620	112-8041	401	124-9401	373
102-8801	244	105-1653	620	112-9783	392	124-9633	79
102-8801	261	105-3031	617	113-5336	30	124-9633	80
102-8801	318	105-3032	617	113-6033	716	125-4175	532
102-8801	321	105-3033	617	113-6069	33	125-4175	▲522
102-8801	322	105-8183	401	114-0561	387	125-4176	532
102-8801	323	105-9659	677	114-5333	317	125-4176	▲520
102-8801	702	105-9659	▲711	114-6658	691	125-5341	375
102-8801	746	106-2105	394	114-6658	723	125-6535	303
102-8802	235	106-4150	382	114-8843	242	125-6537	302
102-8802	244	106-4150	▲381	114-8843	266	125-7874	242
102-8802	245	106-7691	504	114-8843	742	125-7874	243
102-8802	258	106-7691	505	114-8844	242	125-7874	243
102-8802	266	106-7691	507	114-9125	691	125-7874	244
102-8802	295	106-8186	453	115-4219	33	125-7874	258
102-8802	309	107-3116	212	115-5852	797	125-7874	266
102-8802	311	107-3786	245	116-3715	152	125-7874	300
102-8802	317	107-3786	324	116-3715	590	125-7874	305
102-8802	321	107-3786	675	116-3715	603	125-7874	312
102-8802	324	107-3945	504	116-5763	126	125-7874	317
102-8802	545	107-3945	507	117-1266	392	125-7874	321
102-8802	644	107-7694	12	117-1385	402	125-7874	321
102-8802	673	108-1091	532	117-7296	556	125-7874	321
102-8802	684	108-1091	▲487	117-8131	721	125-7874	322
102-8802	740	108-1335	677	117-8929	675	125-7874	322
102-8803	263	108-1335	▲694	118-0693	678	125-7874	323
102-8803	279	108-1696	407	118-3122	617	125-7874	331
102-8803	323	108-1696	▲414	119-3662	243	125-7874	333
102-8804	242	108-1847	639	119-3662	312	125-7874	375
102-8804	244	108-2106	414	119-3662	317	125-7874	746
102-8804	266	108-2106	▲422	119-3662	321	125-7875	243
102-8804	266	108-4086	697	119-3662	322	125-7875	258
102-8804	321	108-4087	697	119-3662	322	125-7875	266
102-8804	321	108-4103	697	119-3662	323	125-7875	321
102-8804	322	108-4311	740	119-3662	323	125-7875	321
102-8804	427	108-4430	569	119-3662	742	125-7875	322
102-8805	244	108-6954	415	119-6764	201	125-7875	323
102-8805	258	109-1145	83	120-4394	547	125-7875	323
102-8805	310	109-1645	269	120-4394	558	125-7875	331
102-8805	333	109-3001	198	120-4394	614	125-7875	333
102-8805	673	109-3001	393	120-4394	617	125-7875	335
102-8805	712	109-3001	599	121-4345	146	125-7875	673
102-8805	713	109-5761	695	121-4345	146	125-7875	746
102-8805	714	109-6406	671	122-1133	644	125-8254	678
102-8805	715	109-9828	678	122-3771	571	126-0814	595
102-8805	742	109-9829	678	123-2017	547	126-0814	599
102-8806	243	110-0510	415	123-2017	557	126-1403	557
103-2543	679	110-2445	109	123-3132	224	126-1403	565
103-8236	595	110-2445	672	123-5748	563	126-1477	547
103-9425	702	110-2842	569	123-7556	547	126-1477	556
104-2091	691	110-6109	702	123-7556	557	126-1477	557
104-6385	203	110-6393	795	123-7559	547	126-1638	558
104-6729	375	110-6844	258	123-7559	557	126-1661	558
104-6730	375	110-6844	312	123-7560	547	126-1766	258

▲ PRIMARY REFERENCE

# PART NUMBER INDEX

Part	Page	Part	Page	Part	Page	Part	Page
126-1766	333	132-5789	245	142-9431	557	148-8316	146
126-1767	266	132-5789	318	142-9431	565	148-8316	667
126-1767	282	132-5789	375	142-9432	557	148-8318	595
126-1767	283	132-7077	719	142-9432	565	148-8319	567
126-1767	295	132-7551	146	142-9433	557	148-8324	549
126-1767	312	132-9455	553	142-9433	565	148-8326	595
126-1767	331	132-9899	571	142-9434	557	148-8326	599
126-1767	684	132-9900	571	142-9434	565	148-8327	549
126-1768	242	133-1400	410	142-9435	557	148-8327	590
126-1768	266	133-1401	410	142-9435	565	148-8327	599
126-1768	312	133-2249	427	142-9436	557	148-8328	146
126-1768	317	133-2890	530	142-9436	565	148-8328	549
126-1768	321	133-3260	201	142-9437	557	148-8333	549
126-1768	331	133-5545	575	142-9437	565	148-8336	393
126-1774	243	133-5545	642	142-9438	557	148-8336	595
126-1774	244	133-5631	485	142-9438	565	148-8336	599
126-1774	321	133-7810	198	142-9439	557	148-8345	549
126-1774	322	133-7810	245	142-9439	565	148-8347	549
126-1774	323	134-1251	571	142-9440	557	148-8347	590
126-1774	323	134-1374	269	142-9440	565	148-8353	600
126-3700	732	134-2540	243	143-2236	724	148-8355	393
126-3701	732	134-2540	244	143-2545	213	148-8364	393
126-5011	258	134-2540	258	143-4535	74	148-8367	567
126-8306	392	134-2540	317	143-4536	74	148-8367	595
126-9092	558	134-2540	322	143-7052	617	148-8368	393
127-1043	726	134-4126	253	143-9392	249	148-8371	600
127-1044	726	134-7258	795	144-0195	671	148-8377	595
127-1045	726	135-0611	713	144-0195	742	148-8378	393
127-1046	726	136-1122	599	144-0195	742	148-8378	595
127-1048	726	136-1595	364	144-0195	746	148-8378	600
127-1991	148	136-2216	415	144-0195	746	148-8388	600
127-1991	171	136-3188	759	144-0195	746	148-8395	393
127-1991	274	136-3191	759	144-0195	746	148-8406	393
127-1991	275	136-4183	33	144-1636	258	148-8406	97
127-2170	374	136-4189	377	144-1636	333	148-8407	600
127-2170	687	137-6603	569	144-1636	646	148-8407	607
127-3018	723	137-6645	401	144-1636	742	148-8409	569
127-8830	795	137-6722	708	144-4284	401	148-8410	552
128-3341	58	137-8101	277	145-0326	738	148-8410	569
128-3813	58	137-8101	291	145-0326	740	148-8411	97
128-4123	244	137-8793	552	145-0905	547	148-8414	550
128-4123	244	137-8794	552	145-0905	557	148-8419	146
128-4249	242	138-5049	194	145-0909	556	148-8420	590
129-5096	51	138-7574	159	145-1077	558	148-8433	596
130-5300	245	138-8454	675	145-1077	▲556	148-8439	596
130-5300	324	139-0566	485	145-1833	556	148-8451	600
130-7806	557	139-0567	485	145-2264	15	148-8455	590
130-7806	565	141-1480	132	145-7328	746	149-2494	504
131-0353	13	141-2240	723	145-8741	759	149-2494	505
131-0353	155	141-4044	726	146-6669	373	149-2494	507
131-0353	16	141-4123	695	146-6670	373	149-2495	504
131-0353	216	141-4976	324	146-6747	795	149-2495	507
131-0353	315	142-3953	140	147-0182	106	149-7738	102
131-0359	795	142-6258	280	147-0385	109	149-7738	590
131-0825	410	142-9425	557	147-1445	323	149-9129	109
131-1503	305	142-9425	565	147-1446	323	149-9818	321
131-3093	745	142-9426	557	147-7976	759	150-3035	550
131-3278	410	142-9426	565	147-7976	▲712	150-3065	393
131-4091	401	142-9427	557	148-1928	392	150-3065	631
131-4242	697	142-9427	565	148-8306	245	150-3065	633
131-5137	702	142-9429	557	148-8306	318	150-4027	595
131-5167	697	142-9429	565	148-8309	595	151-0254	759
131-5879	460	142-9430	557	148-8311	708	151-0255	759
132-2453	599	142-9430	565	148-8313	599	151-2939	18

▲ PRIMARY REFERENCE

# PART NUMBER INDEX

Part	Page	Part	Page	Part	Page	Part	Page
151-4453	759	155-2270	673	159-9322	321	162-5357	571
151-4453	▲713	155-2271	242	159-9322	322	162-5357	▲552
152-3421	487	155-2271	243	159-9322	323	162-5358	552
152-8071	509	155-2271	244	159-9322	323	162-7862	504
152-9840	599	155-2271	244	159-9322	323	162-7862	505
153-5044	488	155-2271	244	159-9540	84	162-7862	507
153-5044	489	155-2271	245	159-9854	557	162-9523	394
153-5044	490	155-2271	266	159-9854	565	162-9997	617
153-5044	491	155-2271	322	160-4103	496	163-1135	740
153-6237	590	155-2271	322	160-4103	498	163-1146	738
153-6243	393	155-2271	324	160-6910	489	163-1201	245
153-6246	600	155-2271	746	160-7165	737	163-2175	496
153-6252	393	155-2274	243	160-7165	▲738	163-2175	498
153-6260	550	155-2274	244	160-7689	243	163-2176	496
153-6281	242	155-2274	258	160-7689	245	163-2176	498
154-3079	691	155-2274	322	160-7689	317	163-2437	57
154-3079	723	155-2274	323	160-7689	322	164-0403	501
154-3172	242	155-2274	323	160-7689	323	164-0406	532
154-3358	34	155-2274	333	160-7690	321	164-0406	▲501
154-5232	392	155-2274	702	160-7820	509	164-0758	721
154-9023	102	155-2274	746	160-8124	258	164-1234	740
155-2255	242	155-2274	746	160-8184	34	164-2108	423
155-2255	242	155-3624	628	160-8197	44	164-2108	576
155-2255	243	155-5161	415	160-8499	543	164-4180	631
155-2255	261	155-6345	590	160-8499	557	164-4226	596
155-2255	317	155-7321	596	160-8748	377	164-4611	501
155-2255	321	155-9122	609	160-8756	169	164-5567	370
155-2255	321	155-9125	609	160-8756	170	164-5567	394
155-2255	322	155-9125	614	161-1083	704	164-5567	550
155-2255	323	156-2525	102	161-1084	704	164-5567	567
155-2255	324	156-4406	401	161-1085	704	164-5567	590
155-2255	335	156-5342	488	161-1091	704	164-5567	596
155-2255	702	156-5342	489	161-1092	704	164-5567	600
155-2255	746	156-5970	427	161-1096	704	164-5567	631
155-2256	322	156-5970	644	161-1096	▲702	164-5567	633
155-2256	322	156-5970	644	161-1097	702	164-5590	394
155-2257	322	156-5970	645	161-1098	704	164-5590	596
155-2260	258	156-6175	318	161-1099	702	164-5590	76
155-2260	317	156-6175	324	161-3357	74	164-5619	639
155-2260	318	157-0670	102	161-3398	152	164-5619	264
155-2260	322	157-2348	203	161-3411	152	164-7556	265
155-2260	323	158-6632	321	161-3958	721	164-7900	83
155-2260	324	158-6632	▲309	161-5967	697	164-8474	691
155-2260	702	158-7696	677	161-6149	575	164-9869	600
155-2265	242	158-7696	▲678	161-6149	635	165-2273	708
155-2265	746	158-7697	678	161-6149	642	165-4854	415
155-2270	243	158-7864	795	161-6154	544	165-4931	590
155-2270	243	158-8906	704	161-6154	630	165-6365	631
155-2270	244	158-9956	605	161-6161	575	165-6365	633
155-2270	244	158-9956	▲630	161-6161	635	165-6857	721
155-2270	244	159-1503	102	161-6161	642	165-6946	487
155-2270	258	159-3662	488	161-8068	410	165-6969	563
155-2270	266	159-8049	242	161-9289	736	166-2287	501
155-2270	266	159-8049	243	161-9289	737	166-2287	502
155-2270	266	159-8049	245	162-0177	393	166-3733	702
155-2270	308	159-8049	305	162-0177	425	166-5229	243
155-2270	317	159-8049	317	162-2166	504	166-5229	321
155-2270	318	159-8050	243	162-2166	505	166-5229	323
155-2270	321	159-8050	300	162-2166	507	166-6781	738
155-2270	322	159-8050	305	162-2480	450	167-0024	19
155-2270	322	159-8050	317	162-2480	451	167-1795	550
155-2270	322	159-9322	243	162-2480	469	167-1950	505
155-2270	323	159-9322	245	162-2480	470	167-1951	505
155-2270	335	159-9322	317	162-3148	76	167-1952	505

▲ PRIMARY REFERENCE



# PART NUMBER INDEX

Part	Page	Part	Page	Part	Page	Part	Page
167-2323	527	174-4909	▲576	185-0303	609	190-2278	370
167-3692	243	174-7875	242	185-0303	614	190-2278	▲373
167-3693	322	174-8131	689	185-1860	322	190-5386	796
167-6805	558	174-8783	490	185-1860	322	190-5583	706
167-7715	573	174-8786	491	185-1860	323	190-5584	706
168-3504	614	174-8788	490	185-1860	746	190-6114	43
168-4511	719	174-8789	491	185-1861	322	190-7615	321
168-8806	102	174-8790	490	185-1861	323	190-8609	527
169-4368	531	174-8790	491	185-2638	236	191-1782	194
169-4368	532	174-9169	298	185-2639	236	191-1783	194
169-4368	▲516	174-9603	375	185-2644	236	191-2933	736
169-5862	596	174-9994	614	185-2647	236	191-2933	▲740
169-5863	392	175-0453	631	185-2648	236	191-5439	626
169-7380	738	175-0454	21	185-2650	236	191-7582	609
169-7380	740	175-3721	38	185-2654	236	191-7582	614
169-7397	394	175-4165	688	185-2655	236	191-7583	609
169-9636	702	175-4291	264	185-2658	236	191-7805	201
169-9637	676	175-4291	265	185-3503	571	191-8304	401
169-9637	▲716	175-4292	264	185-3666	721	191-8305	401
169-9649	744	175-4292	265	186-0815	167	191-9247	174
169-9649	▲742	175-4972	571	186-0815	248	191-9247	577
170-0251	721	175-4972	▲553	186-0815	695	192-2112	673
170-0792	505	175-5058	669	186-3735	545	192-7752	740
170-0796	▲500	175-6260	5	186-3735	714	192-7755	740
170-3357	605	175-6260	▲34	186-3735	715	192-7767	740
170-3357	▲635	175-7141	315	186-4857	742	192-7783	740
170-5854	678	175-7141	686	186-5107	669	192-7787	740
170-5855	678	175-7141	79	186-5107	740	192-7790	740
170-8592	473	175-7141	80	187-0541	635	192-7795	740
171-0808	516	176-9237	109	187-0681	109	192-7799	740
171-2438	716	176-9237	194	187-2120	394	192-7805	740
171-3054	563	177-1052	105	187-3523	377	192-7810	740
171-3055	563	177-1058	105	187-8001	558	192-7812	740
171-3057	563	177-6979	549	187-8194	34	192-7820	740
171-3058	563	177-6979	▲545	187-8195	34	192-7848	740
171-3059	563	178-1780	315	187-8222	34	193-3973	245
171-3060	563	178-3336	150	187-9194	622	194-3710	713
171-3061	563	178-3336	269	187-9630	631	194-5171	759
171-5349	295	178-3336	315	187-9630	633	194-5171	759
171-5989	563	178-3336	706	188-0908	531	194-6848	617
171-6723	600	180-3907	377	188-0908	532	194-7631	392
171-7077	686	180-4362	394	188-0908	▲413	194-7632	392
171-8772	644	180-6213	620	188-7067	569	194-9472	614
172-2391	427	180-6600	728	188-7068	569	194-9473	609
172-2392	553	180-6600	729	188-7069	569	194-9479	619
172-2392	▲427	180-6600	731	188-7536	213	194-9480	619
172-4864	242	180-9339	279	188-7541	213	194-9481	619
172-5487	473	183-3399	84	188-7568	543	195-0452	82
172-5761	392	183-3407	194	188-7568	557	195-7430	644
172-9966	627	183-3407	201	188-7569	543	195-7430	645
173-0946	413	183-3407	26	188-7569	557	195-8372	171
173-1016	213	183-3407	36	188-7790	543	195-8372	275
173-3993	631	183-6121	123	188-7790	557	196-2383	244
173-3993	633	183-6121	588	188-7791	543	196-2384	244
173-5787	736	183-7263	631	188-7791	557	196-2385	244
173-5787	737	183-7263	633	188-7800	544	196-2386	244
174-0503	243	183-8410	573	188-9637	620	196-2412	244
174-0503	243	183-9374	42	189-1707	706	196-2413	244
174-0503	323	184-0982	689	189-3032	496	196-4233	557
174-2231	738	184-0982	721	189-3032	498	196-4233	▲543
174-2231	▲697	184-0982	723	189-3158	317	196-6847	617
174-2237	697	184-1503	732	189-5358	716	196-8884	373
174-4590	795	184-3270	732	189-6123	716	197-2471	609
174-4909	552	184-3285	721	190-2277	389	197-2472	609

▲ PRIMARY REFERENCE

# PART NUMBER INDEX

Part	Page	Part	Page	Part	Page	Part	Page
197-2474	609	203-6098	105	213-9242	636	216-4591	368
197-7481	11	203-7703	736	213-9247	636	216-5586	21
197-7565	243	203-7703	737	214-0783	▲669	216-6371	364
197-7689	738	204-1455	547	214-0784	669	216-8578	614
197-8418	86	204-1455	557	214-2015	675	216-8585	587
197-8419	86	204-2581	744	214-3573	364	217-2293	364
198-1883	380	204-6204	242	214-3573	368	217-3021	596
198-2914	174	204-6204	▲293	214-4208	243	217-3655	472
198-2914	577	204-8000	260	214-4208	321	217-3875	636
198-3462	377	204-8000	79	214-4208	322	217-6887	603
198-4764	148	204-8000	80	214-7566	150	217-8973	130
198-4764	274	204-8758	585	214-7566	171	217-8973	159
198-4775	239	204-8758	586	214-7566	201	217-8992	106
198-4777	146	205-0626	236	214-7566	213	217-9060	102
198-4778	123	205-3079	318	214-7566	277	218-1836	1
198-4778	588	205-3096	549	214-7566	36	218-1836	▲472
198-4778	627	205-4600	73	214-7566	48	218-2373	423
198-4780	627	205-5314	368	214-7566	83	218-2373	576
198-4782	454	205-9169	213	214-7566	83	219-0305	682
198-6574	729	206-1897	500	214-7566	96	219-0305	796
198-6575	729	206-1897	▲505	214-7567	150	219-4481	399
198-9219	549	206-3719	53	214-7567	191	219-5804	280
198-9219	▲574	206-5017	98	214-7567	206	219-6170	130
198-9220	574	206-5017	98	214-7567	206	219-6486	266
198-9220	▲575	206-5823	761	214-7567	209	219-6486	▲264
199-7891	236	206-6413	591	214-7567	36	220-0230	245
199-8436	236	206-6875	15	214-7568	13	220-0771	300
		206-6875	315	214-7568	146	220-0771	305
		206-8836	531	214-7568	194	220-1418	392
		206-8836	▲502	214-7568	201	220-1418	▲424
		206-8837	502	214-7568	201	220-8678	196
		206-9292	387	214-7568	201	221-3197	492
		206-9295	387	214-7568	201	221-3197	494
		207-0544	509	214-7568	201	221-3197	496
		207-4499	591	214-7568	203	221-3197	498
		207-4499	603	214-7568	203	221-3200	492
		207-7434	631	214-7568	206	221-3200	494
		207-7434	633	214-7568	206	221-3200	496
		207-7899	607	214-7568	209	221-3200	498
		208-4617	245	214-7568	209	222-3785	586
		208-9282	82	214-7568	26	222-4737	631
		208-9619	28	214-7568	277	222-4737	633
		208-9619	▲29	214-7568	277	222-5765	586
		209-0939	392	214-7568	36	222-7890	374
		209-3565	558	214-7568	370	222-9219	385
		209-3722	102	214-7568	394	223-0118	691
		209-4580	141	214-7568	423	223-0565	407
		209-7193	368	214-7568	550	223-0565	▲363
		209-7290	76	214-7568	567	223-0566	363
		209-7293	95	214-7568	590	223-0567	363
		210-4458	415	214-7568	596	223-0659	492
		210-9246	86	214-7568	600	223-0659	494
		211-0052	242	214-7568	631	223-0659	496
		211-0052	243	214-7568	633	223-0659	498
		211-2093	224	214-7568	636	223-0659	▲527
		211-5358	740	214-7568	84	224-2693	3
		211-5358	740	214-7568	84	224-2693	▲58
		211-5358	740	214-7568	84	224-2694	58
		211-9087	380	214-8976	795	224-2695	42
		211-9294	740	214-9080	527	224-4122	496
		212-2301	408	214-9389	260	224-4122	498
		212-7002	21	215-6406	704	224-4905	675
		212-9580	215	216-0273	389	224-4998	678
		212-9580	▲196	216-1696	280	224-5000	678

2

▲ PRIMARY REFERENCE

# PART NUMBER INDEX

Part	Page	Part	Page	Part	Page	Part	Page
224-5132	361	228-7090	198	231-5969	407	237-0934	673
224-5132	362	228-7090	203	231-5969	▲364	237-0956	673
224-5152	361	228-7090	203	231-5990	407	237-2209	402
224-5152	362	228-7091	194	231-5990	▲368	237-3943	740
224-6829	759	228-7091	198	231-8855	401	237-3970	740
224-7830	796	228-7091	198	232-2960	796	237-3970	▲670
224-9029	795	228-7091	203	232-6411	415	237-9601	402
224-9072	726	228-7096	370	233-0668	417	238-0451	531
224-9222	315	228-7100	124	233-2530	609	238-0451	▲526
225-0313	796	228-7100	285	233-2530	▲619	238-0453	526
225-1506	407	228-7100	286	233-2535	619	238-2731	44
225-1506	▲379	228-7100	288	233-4847	531	238-5078	22
225-3202	280	228-7101	287	233-4847	▲488	238-5079	171
225-4256	796	228-7101	290	233-4848	488	238-5079	171
225-6363	424	228-7102	218	233-4849	531	238-5079	275
225-8026	605	228-9655	236	233-4849	▲489	238-5079	275
225-8026	▲642	228-9656	236	233-4851	489	238-5079	275
226-1224	617	228-9657	236	233-4885	619	238-5080	150
226-1224	▲620	229-5421	589	233-5125	619	238-5080	191
226-1227	620	229-5421	▲587	234-3043	639	238-5080	194
226-1340	527	229-6635	673	234-3451	639	238-5080	194
226-2391	496	229-8352	485	234-5012	277	238-5080	198
226-3492	595	229-9323	485	234-5012	▲296	238-5080	198
226-3492	706	230-1340	261	234-5013	191	238-5080	198
226-3908	410	230-4009	258	234-5013	242	238-5080	203
226-3910	410	230-4009	322	234-5013	242	238-5080	203
226-4462	364	230-4010	322	234-5013	277	238-5080	206
226-4464	364	230-4010	331	234-5013	317	238-5080	297
226-4751	595	230-4011	243	234-5013	317	238-5080	36
226-4751	▲605	230-4011	258	234-5013	▲297	238-5080	43
226-7683	239	230-4011	317	234-9525	646	238-5080	48
226-7683	▲236	230-4011	318	234-9667	531	238-5080	76
226-8206	467	230-4011	323	234-9667	▲529	238-5080	76
226-9622	576	230-4011	331	234-9699	511	238-5080	86
227-0165	407	230-4012	174	234-9699	512	238-5081	13
227-0165	▲400	230-4012	300	234-9700	529	238-5081	194
227-0924	379	230-4012	305	234-9994	401	238-5081	194
227-0924	▲380	230-4012	323	235-0588	556	238-5081	194
227-2451	364	230-4012	324	235-0907	622	238-5081	198
227-3149	473	230-4013	244	235-3611	550	238-5081	43
227-6715	96	230-4013	258	235-4123	746	238-5081	76
227-8715	531	230-4013	283	235-4157	525	238-5082	213
227-8715	▲503	230-4013	324	235-4157	▲523	238-5082	370
227-8802	472	230-4014	219	235-4516	392	238-5085	76
227-9310	461	230-4014	248	235-5974	531	238-8245	258
228-1850	567	230-4014	282	235-5974	532	238-8245	331
228-3621	28	230-4014	283	235-5974	▲519	238-8246	224
228-4051	729	230-5008	244	236-2591	531	238-8246	225
228-4052	729	230-5009	245	236-2591	▲490	238-8247	258
228-4678	486	230-5009	274	236-2592	531	238-8248	646
228-6089	700	230-5010	322	236-2592	▲491	238-8270	721
228-6787	704	230-5040	76	236-4545	298	239-1134	298
228-7088	206	230-5385	673	236-4545	298	239-1134	▲311
228-7089	146	230-5388	726	236-6221	277	239-5858	169
228-7089	192	230-5388	▲673	236-6221	▲294	239-5858	170
228-7089	193	230-7699	472	236-6717	213	239-6987	473
228-7089	206	230-7700	472	236-8191	42	239-8155	242
228-7089	206	231-1345	198	237-0145	280	240-7356	643
228-7089	84	231-4166	392	237-0227	258	240-7876	312
228-7089	84	231-4166	▲412	237-0227	284	240-7877	312
228-7089	84	231-4167	412	237-0227	284	240-7878	312
228-7089	86	231-4384	449	237-0227	317	240-7879	312
228-7090	194	231-4707	609	237-0228	284	241-0037	361
228-7090	198	231-4707	614	237-0228	292	241-0037	362

▲ PRIMARY REFERENCE

# PART NUMBER INDEX

Part	Page	Part	Page	Part	Page	Part	Page
241-0542	13	248-6862	266	261-3257	492	266-2404	198
241-2501	219	249-0981	645	261-3257	494	266-6010	687
241-3720	492	249-5481	321	261-3422	105	266-6010	▲280
241-3720	494	249-5484	700	261-7595	211	267-6686	19
241-3720	496	249-5495	700	261-7990	321	267-8685	702
241-3720	498	250-0466	588	261-8088	108	267-8715	742
241-4194	298	250-3508	375	262-1421	250	267-8821	134
241-4342	721	252-1607	298	262-1421	▲253	268-1559	392
241-4342	723	252-9203	554	262-1940	24	268-1621	600
241-4346	721	253-1346	492	262-2888	44	268-5582	38
241-4348	721	253-1346	494	262-2891	44	268-5945	501
241-6150	550	253-1346	496	262-2957	26	268-7831	415
241-6157	124	253-1346	498	262-2959	22	268-7832	415
241-6168	109	253-2673	545	262-5469	218	268-8769	745
241-6215	600	253-8110	323	263-0033	56	268-9709	492
241-6919	460	254-0224	529	263-0033	▲52	268-9709	494
241-8368	245	254-0230	529	263-0034	52	268-9709	496
241-8368	▲308	254-1686	492	263-2601	729	268-9709	498
241-8384	26	254-1686	494	263-2915	31	268-9710	492
241-8390	26	254-1686	496	263-3823	714	268-9710	494
242-2961	268	254-1686	498	263-3823	715	268-9710	496
242-3864	76	254-8155	266	263-4016	197	268-9710	498
242-6114	244	254-8155	▲265	263-8155	▲530	269-1981	719
242-6116	244	255-0185	315	263-9112	796	269-1981	▲282
242-6118	244	255-1281	683	264-0168	453	269-4669	636
242-6120	244	255-2752	700	264-5732	258	269-4739	385
242-7955	631	255-2752	▲310	264-7029	243	269-5304	101
242-7955	633	255-8665	26	264-7029	258	269-5304	106
243-1588	142	255-8666	22	264-7029	312	269-5305	101
243-1589	142	255-8674	57	264-7029	312	269-5305	106
243-2076	107	255-8676	26	264-7029	317	269-5325	5
243-2310	41	255-8679	26	264-7029	318	269-5325	▲14
243-6716	18	256-2209	20	264-7029	323	269-5778	14
244-2310	368	256-4617	321	264-7029	331	269-7290	44
244-2616	421	256-6453	296	264-7029	331	269-7633	415
244-2616	▲389	256-6453	297	264-7029	331	270-1762	392
244-3114	375	256-9658	44	264-7030	244	270-1762	▲408
244-3114	▲423	256-9988	▲382	264-7030	258	270-1763	408
244-4500	16	257-5029	673	264-7030	283	270-1763	▲410
244-6113	492	257-9788	622	264-7030	312	270-1764	410
244-6113	494	258-2303	473	264-7030	312	270-1766	410
245-4630	294	258-2305	453	264-7030	312	270-3438	392
245-7350	620	258-2307	473	264-7030	313	270-3462	549
245-7434	322	258-5646	15	264-7030	317	270-3463	549
245-7434	322	258-9996	38	264-7030	318	270-3482	549
245-7434	323	258-9996	▲36	264-7030	324	271-2288	211
245-7434	746	259-2976	7	264-7030	331	271-7312	704
245-9702	599	259-2976	▲87	264-7031	244	272-1882	394
245-9750	152	259-3119	407	264-7031	312	272-1889	240
246-0616	98	259-3119	▲399	264-7031	313	272-1889	▲238
246-2641	682	259-5501	619	264-7032	313	272-5171	676
246-2641	723	259-5503	619	264-7032	313	272-5171	▲744
246-2641	795	259-5507	614	264-7032	317	272-7239	242
246-3150	18	260-1914	673	264-7032	322	273-2600	44
246-4311	374	260-6707	461	264-7034	258	273-4838	219
246-5804	556	260-7524	52	264-7034	313	274-1639	211
247-0553	167	260-7524	56	264-7034	322	274-3774	317
247-6875	796	260-8590	631	265-2299	407	274-3774	318
247-6877	796	260-8590	633	265-2299	▲384	274-3774	321
248-0848	389	260-8590	▲643	265-3253	171	274-3775	318
248-0849	389	260-9187	567	265-8182	270	274-3775	323
248-2841	270	260-9511	211	265-9620	745	274-3776	244
248-4220	704	261-0205	57	266-1467	719	274-3776	322
248-6772	745	261-0524	312	266-1467	▲279	274-3776	323

▲ PRIMARY REFERENCE

# PART NUMBER INDEX

Part	Page	Part	Page	Part	Page	Part	Page
274-3777	323	282-4017	494	290-5562	258	296-5413	33
274-3779	321	282-7955	18	290-5562	329	296-7283	627
274-3779	322	282-7958	18	290-5664	315	296-7724	248
274-5873	56	283-2382	700	290-5792	318	296-7726	678
274-6719	284	283-6924	690	290-5792	▲295	297-1003	114
274-9183	243	283-8106	323	290-6884	24	297-7913	599
275-0571	461	284-0638	379	290-6884	▲31	297-7936	600
275-0572	461	284-0639	379	290-9849	364	297-7937	600
275-2164	14	284-3623	321	291-2147	249	297-7958	318
275-4260	5	284-3662	704	291-5204	128	298-6020	101
275-4260	▲46	284-3664	266	291-5204	139	298-7202	284
275-6692	745	284-8381	266	292-1357	280	299-5344	611
275-6706	673	284-9377	216	292-1366	689	299-5660	392
275-8699	5	284-9697	563	292-2016	364	299-6082	243
275-8699	▲47	284-9698	563	292-2175	531	299-6083	243
276-1786	318	285-0150	688	292-2175	▲525	299-8066	682
276-3596	708	285-1133	253	292-8972	298	299-8067	795
276-4053	700	285-4074	53	292-9786	5	299-8151	795
276-5754	56	285-6671	333	292-9786	▲49		
276-7278	243	285-7415	704	293-2851	569		
277-6964	318	285-8076	622	293-3286	101		
277-7260	20	286-0693	392	293-3286	84		
277-7260	▲19	286-1238	277	293-3579	209		
277-7261	7	286-5030	275	293-4170	88	300-1319	44
277-7261	▲20	286-5236	150	293-4967	128	300-3554	224
277-8990	716	286-5841	280	293-4983	795	300-3556	213
278-5519	211	286-9305	503	293-5340	218	300-3556	▲224
278-6469	593	287-0338	198	293-5340	▲283	300-4231	704
279-2589	41	287-1866	283	293-5535	277	300-6908	224
279-2591	676	287-3049	198	293-5535	▲284	301-0589	261
279-2591	▲671	287-3751	557	293-6468	797	301-2979	242
280-4322	13	287-3751	▲565	293-7589	73	301-9279	617
280-7870	614	287-3789	557	293-8350	637	303-3020	191
280-7870	636	287-3789	565	293-9123	266	303-4649	245
280-7870	637	287-3791	557	293-9659	797	304-5260	57
281-2210	82	287-3791	565	293-9797	88	304-5280	410
281-3119	312	287-4563	543	293-9798	87	304-5687	321
281-3120	312	287-4563	▲544	293-9798	▲88	304-8008	148
281-3125	313	287-4596	547	294-0107	88	304-8042	275
281-3132	313	287-4596	557	294-2630	209	304-9651	419
281-3134	313	287-5855	557	294-2931	7	305-4484	104
281-3136	688	287-5855	▲547	294-2931	▲33	305-5362	258
281-3395	313	287-7264	549	294-2987	7	305-5385	137
281-4015	485	287-7265	549	294-2987	▲18	305-5385	143
281-5977	194	287-7840	82	294-2987	▲18	305-5385	153
281-5981	198	287-7841	5	294-3313	313	305-9190	759
281-8491	486	287-7841	▲82	294-3345	392	305-9192	759
281-8491	▲485	288-0934	522	294-3593	7	305-9192	759
281-8801	258	288-0934	▲524	294-3593	▲12	306-0278	368
281-8801	331	288-0935	520	294-6118	291	306-5620	695
281-8803	258	288-0935	▲521	294-6119	277	306-5620	▲745
281-8803	318	288-5726	39	294-8599	283	307-0047	261
281-8804	258	288-6303	146	295-2351	5	307-1669	192
281-8804	331	288-7324	258	295-2351	▲53	307-1669	193
281-8811	317	288-8580	148	295-6244	312	307-1674	315
281-8812	312	288-8580	275	295-8454	797	307-2671	36
282-1771	18	289-5150	258	295-9539	621	307-2671	96
282-1772	18	289-5150	313	295-9540	619	307-2673	191
282-1951	673	289-5150	333	295-9540	621	307-2673	194
282-1952	673	289-9519	317	295-9555	609	307-2673	36
282-1953	673	289-9520	317	296-3295	312	307-2673	43
282-2478	44	290-1993	150	296-4285	277	307-2673	76
282-2479	44	290-1993	312	296-4285	291	307-6195	206
282-4017	492	290-1993	312	296-5270	317	307-9615	203
				296-5412	33		

**3**

▲ PRIMARY REFERENCE

# PART NUMBER INDEX

Part	Page	Part	Page	Part	Page	Part	Page
308-1424	171	320-0564	706	321-8035	685	324-5977	1
308-1424	275	320-3060	285	321-8039	▲240	324-5977	▲461
309-4101	174	320-3061	287	321-8044	109	324-5978	1
309-5131	194	320-3062	290	321-8045	109	324-5978	▲467
309-5131	43	320-3063	286	321-8047	109	324-6266	317
309-6221	318	320-3064	206	321-8048	109	324-6267	258
309-6222	317	320-3065	206	321-8049	109	324-9290	152
310-1898	318	320-7691	394	321-8051	123	324-9326	16
310-1945	593	321-5718	402	321-8052	107	324-9711	683
310-7258	22	321-5719	402	321-8056	98	324-9711	▲684
310-7259	22	321-5720	402	321-8057	98	325-0061	1
310-9455	472	321-5721	402	321-8058	98	325-0061	▲198
311-8095	5	321-7910	3	321-8059	98	325-0062	676
311-8095	▲55	321-7910	▲123	321-8060	3	325-0062	▲708
311-8096	55	321-7920	3	321-8060	▲685	325-0064	407
311-8366	127	321-7920	▲239	321-8062	98	325-0064	▲392
311-8366	137	321-7922	239	321-8063	98	325-0065	589
311-8366	143	321-7923	123	321-8064	98	325-0065	▲590
311-8366	153	321-7930	3	321-8065	98	325-0066	589
311-8366	167	321-7930	▲683	321-8066	98	325-0066	▲593
311-8366	171	321-7939	109	321-8067	98	325-0067	589
311-8366	313	321-7940	3	321-8641	22	325-0067	▲595
312-1139	586	321-7940	▲588	321-8642	36	325-0068	589
312-8629	577	321-7949	588	321-8675	206	325-0068	▲599
313-3516	300	321-7950	3	322-0819	678	325-0069	589
313-3516	305	321-7950	▲98	322-4965	742	325-0069	▲549
313-4664	280	321-7956	98	322-5573	796	325-0070	589
313-4666	280	321-7960	3	323-1170	503	325-0070	▲603
313-7668	631	321-7960	▲141	323-1170	▲507	325-0072	589
313-7668	633	321-7961	141	323-1171	507	325-0072	▲555
313-7668	▲577	321-7965	141	323-3722	686	325-0073	589
313-9614	201	321-7967	141	323-3726	704	325-0073	▲626
313-9614	203	321-7968	141	323-3738	56	325-0074	589
314-4018	684	321-7970	3	323-5828	394	325-0074	▲627
314-5072	203	321-7970	▲102	323-8854	688	325-0076	589
314-5274	740	321-7971	102	323-9531	423	325-0076	▲638
314-5275	740	321-7974	102	324-3012	124	325-0078	589
314-7599	133	321-7977	102	324-3020	2	325-0078	▲608
314-7599	144	321-7980	3	324-3020	▲1	325-0079	589
314-7923	527	321-7980	▲42	324-3030	2	325-0079	▲613
315-0225	312	321-7981	98	324-3030	▲252	325-0081	676
315-9841	171	321-7982	98	324-3050	2	325-0081	▲706
315-9841	275	321-7990	3	324-3050	▲589	325-0291	1
316-5999	558	321-7990	▲51	324-3052	124	325-0291	▲473
317-0808	312	321-8000	3	324-3060	2	325-0292	473
317-1204	331	321-8000	▲107	324-3060	▲3	325-0383	628
317-7012	150	321-8005	107	324-3070	2	325-0383	▲631
317-7071	461	321-8008	107	324-3070	▲795	325-1385	571
317-7377	312	321-8010	3	324-3083	2	325-1478	614
317-8141	685	321-8010	▲109	324-3083	▲407	325-1568	198
317-9080	520	321-8013	109	324-3102	2	325-1569	198
317-9080	522	321-8014	109	324-3102	▲531	325-1571	392
317-9080	525	321-8020	3	324-3110	3	325-1573	595
318-1064	529	321-8020	▲317	324-3110	▲298	325-1574	595
318-2946	109	321-8021	123	324-3111	3	325-1579	595
318-6247	486	321-8021	588	324-3111	▲124	325-1583	198
318-9355	312	321-8022	588	324-3112	3	325-1584	590
319-6164	704	321-8028	685	324-3112	▲132	325-1589	392
319-6197	394	321-8029	685	324-3115	3	325-1591	590
319-6217	203	321-8030	3	324-3115	▲672	325-1592	590
319-6225	194	321-8030	▲300	324-3118	3	325-1593	590
319-6225	198	321-8031	98	324-3118	▲146	325-1594	590
319-6231	370	321-8032	98	324-3119	3	325-1595	590
319-6240	203	321-8034	685	324-3119	▲142	325-1598	590

▲ PRIMARY REFERENCE



# PART NUMBER INDEX

Part	Page	Part	Page	Part	Page	Part	Page
325-1605	593	325-3728	676	329-1789	476	331-2624	322
325-1606	593	325-3728	▲691	329-1790	475	331-2758	5
325-1614	603	325-3730	682	329-1792	461	331-2758	▲201
325-1615	595	325-3730	▲723	329-1792	▲475	331-4226	375
325-1618	599	325-3740	723	329-1797	461	331-4778	695
325-1619	599	325-3913	19	329-1797	▲465	331-5978	460
325-1622	599	325-3913	▲21	329-1798	461	331-7020	392
325-1624	599	325-4416	706	329-1799	461	331-7020	▲361
325-1626	603	325-4416	706	329-1799	▲466	331-7021	▲362
325-1627	603	325-4508	676	329-1801	455	331-8464	512
325-1628	603	325-4508	▲695	329-1809	476	331-8464	513
325-1629	603	325-6424	1	329-1811	457	331-8464	514
325-1630	603	325-6424	▲242	329-1813	476	331-8464	515
325-1631	603	325-6425	1	329-1816	476	331-9208	206
325-1643	590	325-6425	▲321	329-1820	465	331-9208	206
325-1644	627	325-6575	22	329-1825	465	331-9208	▲225
325-1645	599	325-7082	628	329-1830	466	332-0296	277
325-1646	599	325-8334	407	329-1835	466	332-0296	277
325-1648	599	325-8334	▲374	329-1839	461	332-0296	▲287
325-1649	599	325-8335	374	329-1842	461	332-3200	720
325-1650	599	325-8335	▲687	329-1843	461	332-3244	721
325-1653	590	325-8634	191	329-1844	461	332-3244	723
325-1661	590	325-8634	▲285	329-1855	461	332-3427	1
325-1669	590	325-9550	216	329-1856	461	332-3427	▲732
325-1670	590	325-9551	216	329-1862	461	332-3429	726
325-1673	590	325-9773	555	329-1864	461	332-3484	691
325-1680	590	325-9773	▲557	329-2559	473	332-3496	677
325-1681	317	325-9774	616	329-4685	700	332-3496	▲699
325-1682	706	325-9774	▲614	329-5064	606	332-3497	677
325-1685	706	325-9776	589	329-5064	▲645	332-3497	▲746
325-1686	706	325-9776	▲554	329-5451	277	332-3498	677
325-1697	595	325-9783	613	329-6729	139	332-3498	▲704
325-1699	599	325-9783	▲616	329-6729	143	332-3501	721
325-1699	▲606	325-9786	616	329-7928	148	332-3502	721
325-1700	392	325-9786	▲617	329-9996	5	332-3503	721
325-1703	593	326-0316	370	329-9996	▲122	332-3504	723
325-1704	593	326-2041	197	330-4374	150	332-3506	721
325-1706	638	326-2042	197	330-5013	759	332-3508	691
325-1709	599	326-4516	313	330-5013	▲714	332-3509	691
325-1710	599	326-6488	719	330-5014	759	332-3510	691
325-1712	599	326-9480	473	330-5014	▲715	332-3511	691
325-1713	599	326-9711	318	330-6719	288	332-3512	691
325-1715	599	327-0376	222	330-6806	626	332-3513	374
325-1716	549	327-0376	▲221	330-6806	▲622	332-3514	374
325-1719	549	327-0377	201	330-6807	622	332-3516	691
325-1872	269	327-0858	627	330-8330	1	332-3517	691
325-1952	1	327-0858	▲628	330-8330	▲460	332-3518	691
325-1952	▲453	327-4448	201	330-9723	124	332-3519	691
325-2501	1	327-4448	▲222	331-0026	▲266	332-3520	691
325-2501	▲471	327-5267	628	331-0225	467	332-3522	700
325-3257	5	327-5267	▲633	331-0225	▲469	332-3522	723
325-3257	▲249	327-5389	628	331-0226	467	332-3525	691
325-3721	1	327-5389	▲607	331-0226	▲470	332-3525	723
325-3721	▲700	327-6999	700	331-0227	469	332-3525	▲675
325-3722	1	327-8043	223	331-0228	470	332-3527	675
325-3722	▲721	327-8044	213	331-0230	467	332-3537	374
325-3723	721	327-8044	▲223	331-1134	277	332-3538	721
325-3723	▲720	328-4374	402	331-1134	317	332-3540	374
325-3724	1	328-4375	402	331-1134	▲286	332-3718	1
325-3724	▲676	328-7475	26	331-1136	277	332-3718	▲449
325-3726	676	328-7475	▲22	331-1137	277	332-4286	622
325-3726	▲677	328-7546	133	331-2620	323	332-4287	622
325-3727	676	329-1023	684	331-2622	321	332-4288	622
325-3727	▲726	329-1785	461	331-2623	321	332-4293	622

▲ PRIMARY REFERENCE

# PART NUMBER INDEX

Part	Page	Part	Page	Part	Page	Part	Page
332-4797	517	335-1700	124	337-7323	▲113	342-1471	138
332-4798	531	335-3495	142	337-7325	161	342-1490	128
332-4798	532	335-3497	142	337-8005	201	342-5979	5
332-4798	▲517	335-3498	142	337-8006	201	342-5979	▲78
332-4910	126	335-3499	124	337-8007	201	342-6646	7
332-5980	▲682	335-3507	142	337-8234	266	342-6646	▲44
332-5987	795	335-5365	323	337-8766	171	342-7220	28
332-5988	682	335-6121	385	337-8766	275	342-8946	688
332-6001	795	335-6263	467	337-8767	171	342-8959	7
332-6002	603	335-6372	449	337-8767	275	342-8959	▲277
332-7323	242	335-6372	▲451	337-9073	150	342-9070	312
332-7325	243	335-6373	451	338-1148	106	342-9537	28
332-7404	298	335-8870	252	338-1148	▲105	342-9920	124
332-7406	132	335-8870	▲255	338-1913	114	343-0583	5
332-7407	132	335-8871	252	338-1913	▲121	343-0583	▲152
332-8826	631	335-8871	▲257	338-2637	15	343-1383	1
332-8826	633	335-8872	252	338-2640	5	343-1383	▲611
332-8832	387	335-8872	▲256	338-2640	▲15	343-1771	291
332-8833	392	335-8973	260	338-3453	303	343-1771	▲288
332-8833	▲387	335-9438	201	338-3653	39	343-3868	156
332-9026	124	336-0196	595	338-5316	318	343-3868	▲248
332-9030	124	336-2433	419	338-5317	318	343-3873	153
332-9270	41	336-2435	419	338-5812	39	343-5527	196
332-9512	146	336-2442	415	338-5813	5	343-6237	385
332-9513	146	336-2442	▲417	338-5813	▲39	343-6821	102
332-9514	146	336-2443	417	338-7603	40	343-7460	216
333-0533	471	336-2443	▲419	338-9785	706	343-8109	171
333-0534	471	336-2447	407	339-0078	392	343-8110	171
333-1207	41	336-2447	▲415	339-2058	266	343-8110	▲289
333-1219	449	336-3545	250	339-3566	721	343-8115	171
333-1219	▲450	336-3545	▲254	339-5356	6	343-8115	201
333-1238	317	336-3844	687	339-5356	▲168	343-8118	275
333-1260	461	336-4241	32	339-6070	531	343-8843	599
333-1261	461	336-5012	156	339-6070	532	343-9012	161
333-2605	243	336-5012	▲268	339-6070	▲486	343-9066	7
333-2607	243	336-5035	289	339-8822	277	343-9066	▲333
333-3188	219	336-5043	156	339-9915	742	343-9072	5
333-3473	1	336-5043	▲153	340-1438	206	343-9072	▲269
333-3473	▲219	336-5817	686	340-2110	614	343-9081	6
333-4793	450	336-5821	407	340-2110	▲636	343-9081	▲329
333-4794	460	336-5821	▲686	340-2123	608	343-9086	331
333-4795	460	336-5822	723	340-2123	▲609	344-0369	41
333-4799	317	336-5823	721	340-2126	609	344-0370	41
333-8404	558	336-5824	723	340-5693	742	344-0371	5
333-8554	558	336-5829	720	340-7161	323	344-0371	▲41
333-8591	558	336-6482	591	340-7208	114	344-0372	5
333-9410	385	336-6483	591	340-7220	154	344-0372	▲28
333-9891	628	336-6483	706	340-7229	154	344-0390	205
333-9892	243	336-6887	244	340-7231	154	344-0390	▲206
334-0829	▲260	336-6888	244	340-7240	133	344-1190	313
334-1474	685	336-6889	244	340-7240	▲154	344-1192	143
334-1533	219	336-7287	638	341-0101	84	344-1192	313
334-2639	469	336-7287	▲639	341-0102	84	344-1194	143
334-2640	470	336-8306	475	341-0103	550	344-1195	171
334-2641	469	337-2181	5	341-0104	550	344-1198	148
334-2642	470	337-2181	▲32	341-0643	292	344-1198	171
334-2674	746	337-4178	150	341-3150	206	344-1198	274
334-3758	243	337-4256	2	341-3624	313	344-1199	140
334-3759	244	337-4256	▲9	341-4176	312	344-1199	205
334-3760	244	337-5263	318	341-6644	387	344-1199	313
334-4463	704	337-6805	266	341-8190	244	344-1200	148
334-8853	268	337-6810	266	341-8190	▲270	344-1200	163
334-8853	▲251	337-6811	266	342-0636	121	344-1200	167
335-1699	124	337-7323	112	342-0636	▲174	344-1200	171

▲ PRIMARY REFERENCE



# PART NUMBER INDEX

Part	Page	Part	Page	Part	Page	Part	Page
344-1200	248	345-9941	7	347-9210	312	348-9242	86
344-1200	268	345-9941	▲129	347-9431	7	348-9705	83
344-1200	274	346-0228	156	347-9431	▲112	348-9743	6
344-1200	275	346-0228	▲274	347-9445	152	348-9743	▲646
344-1200	313	346-0229	274	347-9478	154	348-9896	7
344-1201	313	346-0334	161	348-0257	549	348-9896	▲57
344-1205	313	346-0335	145	348-0832	5	349-0565	599
344-1206	139	346-0365	323	348-0832	▲150	349-0745	266
344-1206	275	346-0366	323	348-1100	5	349-0951	318
344-1206	313	346-0485	7	348-1100	▲101	349-1035	323
344-1207	275	346-0485	▲24	348-1101	5	349-1147	122
344-1208	167	346-0663	318	348-1101	▲50	349-1183	393
344-1208	171	346-1264	312	348-1102	101	349-1274	331
344-1208	274	346-1585	318	348-1879	312	349-1275	331
344-1208	275	346-2003	171	348-2666	312	349-1370	329
344-1211	289	346-2035	212	348-3303	300	349-1454	5
344-1211	▲290	346-3251	392	348-3364	128	349-1454	▲377
344-2768	268	346-3575	143	348-3379	127	349-1527	5
344-3393	261	346-4122	392	348-3387	127	349-1527	▲16
344-3393	▲250	346-4123	393	348-3390	128	349-2479	245
344-3811	209	346-4997	5	348-3402	128	349-2479	266
344-4049	156	346-4997	▲48	348-3402	139	349-2496	79
344-4049	▲145	346-5148	5	348-3402	▲138	349-2496	80
344-4056	5	346-5148	▲192	348-3425	128	349-4311	146
344-4056	▲11	346-5148	▲193	348-3425	139	349-4312	146
344-5148	76	346-5791	5	348-3426	127	349-4566	318
344-5150	5	346-5791	▲43	348-3426	137	349-4570	194
344-5150	▲76	346-6388	24	348-3428	127	349-4570	▲191
344-5673	148	346-6388	▲26	348-3539	549	349-4782	5
344-5673	275	346-6592	159	348-3693	599	349-4782	▲165
344-5673	313	346-6595	159	348-4041	407	349-4846	402
344-6043	646	346-9561	7	348-4041	▲567	349-5303	26
344-6590	225	346-9561	▲106	348-4198	728	349-5307	26
344-7651	78	346-9571	595	348-4775	473	349-6132	143
344-8267	5	347-0103	8	348-4867	79	349-6133	156
344-8267	▲155	347-0103	▲7	348-4867	80	349-6133	▲143
344-8268	155	347-0116	5	348-5222	150	349-6255	302
344-8282	161	347-0116	▲208	348-5481	1	349-6258	124
344-9101	7	347-0162	667	348-5481	▲717	349-6258	▲126
344-9101	▲209	347-0425	12	348-5637	78	349-6266	126
344-9102	7	347-0612	617	348-5637	▲83	349-6530	305
344-9102	▲216	347-0612	▲637	348-5792	377	349-6530	▲302
344-9398	5	347-1298	140	348-6329	393	349-7608	567
344-9398	▲86	347-1932	156	348-6682	244	349-7695	241
345-0498	156	347-1932	▲205	348-6808	203	349-7801	315
345-0498	▲171	347-3242	171	348-6809	203	349-8383	201
345-0499	171	347-3684	5	348-6810	203	349-8414	318
345-1231	54	347-3684	▲79	348-6812	203	349-8519	198
345-1232	5	347-3684	▲80	348-7104	631	349-8520	194
345-1232	▲54	347-3880	312	348-7307	191	349-8603	795
345-1849	136	347-4240	5	348-7556	133	349-9163	79
345-1974	7	347-4240	▲203	348-7859	402	349-9163	80
345-1974	▲211	347-4241	5	348-7861	402	349-9362	721
345-3350	150	347-4241	▲194	348-8327	97	349-9412	323
345-7121	208	347-4428	76	348-8328	5	349-9457	312
345-7276	5	347-5684	165	348-8328	▲97	349-9657	168
345-7276	▲104	347-7109	12	348-8778	173	349-9672	152
345-7491	104	347-7407	388	348-8930	599	350-0014	717
345-7645	130	347-7963	41	348-9067	159	350-0015	717
345-7738	166	347-8748	56	348-9192	5	350-0036	274
345-8966	9	347-8760	57	348-9192	▲40	350-0054	150
345-8966	▲161	347-8760	▲56	348-9213	5	350-0684	797
345-9176	156	347-8782	56	348-9213	▲13	350-1537	159
345-9176	▲140	347-9208	205	348-9214	13	350-1721	721

▲ PRIMARY REFERENCE

# PART NUMBER INDEX

Part	Page	Part	Page	Part	Page	Part	Page
350-1722	721	352-7464	▲96	354-3544	163	356-5218	216
350-2033	5	352-7994	303	354-3545	156	357-0447	44
350-2033	▲38	352-8825	721	354-3545	▲163	357-0897	79
350-2246	646	352-8980	269	354-4075	305	357-1098	377
350-3805	449	352-9191	148	354-5323	78	357-1233	8
350-3806	449	352-9192	148	354-5931	691	357-1233	▲797
350-3807	451	352-9954	631	354-6759	723	357-2104	11
350-3808	450	352-9954	633	354-6760	723	357-2725	156
350-3809	450	352-9955	631	354-6924	677	357-2725	▲166
350-3810	451	352-9956	631	354-6924	▲759	357-3536	492
350-3811	450	352-9956	633	354-8360	691	357-3537	494
350-3812	451	353-0288	78	354-8360	691	357-3538	492
350-3813	451	353-2461	706	354-8360	723	357-3539	494
350-3838	146	353-2462	706	355-0247	723	357-3540	531
350-4025	726	353-2809	721	355-0248	723	357-3540	▲492
350-4030	146	353-2898	104	355-0598	261	357-3541	531
350-4451	245	353-3311	138	355-0885	127	357-3541	▲494
350-5417	105	353-3312	138	355-0885	▲128	357-3554	496
350-5808	124	353-3351	104	355-1490	1	357-3555	498
350-5808	▲162	353-4387	239	355-1490	▲728	357-3556	532
350-5809	162	353-4566	691	355-1624	163	357-3556	▲496
350-9180	1	353-4688	387	355-2381	425	357-3557	532
350-9180	▲335	353-4688	▲388	355-2410	554	357-3557	▲498
350-9272	335	353-5055	▲305	355-2410	▲563	357-5351	318
351-0263	198	353-5091	549	355-2411	563	357-5395	74
351-0265	198	353-5091	599	355-2417	614	357-5397	74
351-0272	109	353-5102	150	355-2418	614	357-5397	▲73
351-0277	146	353-5118	209	355-2419	614	357-6010	5
351-0320	▲586	353-5119	209	355-2420	614	357-6010	▲74
351-0955	511	353-5124	377	355-2420	▲621	357-6061	145
351-0955	513	353-5126	377	355-2421	621	357-6067	145
351-0955	▲512	353-5139	146	355-2422	621	357-6365	5
351-0956	511	353-5144	46	355-2497	590	357-6365	▲84
351-0956	▲513	353-5144	47	355-2499	549	357-7388	729
351-0957	529	353-5247	239	355-2501	549	357-7390	682
351-0957	▲511	353-5939	333	355-4140	163	357-7390	▲729
351-0963	515	353-5940	333	355-4396	393	357-8276	11
351-0963	▲514	353-7160	144	355-5105	253	358-3654	156
351-0964	▲515	353-8747	795	355-6551	726	358-3654	▲135
351-1846	732	353-9476	159	355-6555	526	358-3662	136
351-1846	▲736	353-9828	375	355-8474	156	358-5531	74
351-1869	736	354-0148	407	355-8474	▲148	358-6572	84
351-1869	▲734	354-0148	▲421	355-8542	163	358-6574	84
351-1871	737	354-0151	421	355-9764	253	358-7347	16
351-1871	▲735	354-0151	▲401	356-0828	216	358-7834	83
351-6643	691	354-0153	421	356-0831	216	358-9091	150
351-6662	614	354-0153	▲370	356-0832	216	359-3755	614
351-6663	614	354-0154	421	356-2163	3	359-4283	150
351-7690	589	354-0154	▲375	356-2163	▲164	359-4539	300
351-7690	▲688	354-0155	375	356-2164	3	359-6657	213
351-8485	261	354-0156	375	356-2164	▲454	359-7418	128
351-9984	148	354-0158	402	356-2169	164	359-7418	▲139
352-0637	261	354-0163	370	356-2197	459	359-7711	166
352-0638	261	354-0164	375	356-2518	5	360-1214	168
352-3420	691	354-0164	▲425	356-2518	▲159	360-1214	▲169
352-3420	723	354-0165	375	356-3394	86	360-1216	▲170
352-3421	691	354-0166	370	356-4461	166	360-1693	194
352-3421	723	354-0167	375	356-4764	3	360-1693	▲215
352-3844	137	354-0168	402	356-4764	▲134	360-5604	588
352-3968	109	354-0703	261	356-4919	682	360-9702	606
352-4756	312	354-0704	▲261	356-4919	▲737	361-2496	258
352-6069	300	354-0799	159	356-5214	216	361-2497	258
352-7463	96	354-2750	159	356-5215	216	361-2699	393
352-7464	5	354-2751	159	356-5217	216	361-2741	324

▲ PRIMARY REFERENCE

# PART NUMBER INDEX

Part	Page	Part	Page	Part	Page	Part	Page
361-5084	215	364-1397	461	367-8577	▲173	CAT# 085-8893	842
361-5084	▲213	364-1397	▲455	368-8078	199	CAT# 085-8893	854
361-7981	169	364-1398	461	368-9882	162	CAT# 095-0967	842
361-7981	170	364-1398	▲457	369-9841	312	CAT# 095-0967	854
361-8127	467	364-1558	9	370-6041	146	CAT# 095-0968	838
362-0133	461	364-1558	▲5	370-6966	451	CAT# 095-1750	842
362-0134	461	364-1919	8	370-9478	251	CAT# 095-1750	854
362-0155	323	364-2665	275	371-0400	324	CAT# 096-9655	844
362-0769	216	364-2844	461	372-1637	675	CAT# 102-8802	901
362-0769	▲218	364-2844	▲476	372-2910	249	CAT# 103- 8098	896
362-0770	218	364-7482	275	373-2217	6	CAT# 103-8097	896
362-1268	486	364-8334	313	373-2217	▲315	CAT# 103-8098	896
362-2183	1	364-8477	393	373-2313	675	CAT# 103-8099	896
362-2183	▲667	364-8725	719	373-2319	675	CAT# 103-8099	896
362-2184	667	364-8726	719	373-2761	126	CAT# 105-6148	844
362-2282	169	364-9029	156	373-8359	203	CAT# 105-6148	858
362-2282	170	364-9029	▲127	374-0501	80	CAT# 106- 8567	896
362-2303	169	364-9179	393	374-0502	80	CAT# 106-0699	844
362-2303	170	364-9180	393	374-1781	▲690	CAT# 106-5858	898
362-2304	169	364-9325	84	374-7342	80	CAT# 106-8292	886
362-2304	170	365-0051	595	375-1391	164	CAT# 106-8293	886
362-2310	169	365-1418	324	375-1423	164	CAT# 106-8295	886
362-2310	170	365-3174	699	375-5244	209	CAT# 106-8296	886
362-3507	713	365-3181	324	375-5244	▲212	CAT# 106-8298	886
362-6436	599	365-3464	686	376-1652	675	CAT# 106-8299	886
362-6436	606	365-3464	▲719	376-2348	36	CAT# 106-8300	886
362-8124	599	365-4173	393	376-6482	392	CAT# 106-8302	886
362-8124	606	365-4736	137	376-6483	393	CAT# 106-8303	886
362-8790	9	365-4738	156	376-6644	256	CAT# 106-8305	886
362-8790	▲156	365-4738	▲137	376-7660	392	CAT# 106-8306	886
362-8871	323	365-5169	16	377-1484	392	CAT# 106-8308	886
362-8917	156	365-5171	5	377-1515	255	CAT# 106-8566	896
362-8917	▲275	365-5171	▲95	377-1516	257	CAT# 106-8566	896
362-8919	275	365-5456	5	377-4217	73	CAT# 106-8567	896
362-8935	291	365-5456	▲133	377-4844	254	CAT# 106-8582	896
362-8936	275	365-5601	461	378-6531	392	CAT# 106-8584	896
362-8936	▲291	365-5610	393	378-7987	▲2	CAT# 106-8584	896
362-8938	291	365-5935	245	380-8504	5	CAT# 106-8584	898
362-8943	156	365-5985	721	380-8504	▲144	CAT# 106-8585	896
362-8943	▲241	365-5986	721	380-8541	144	CAT# 106-8585	896
362-8952	167	365-6124	95	380-8557	144	CAT# 106-8587	896
362-8953	156	365-7508	318	380-8558	144	CAT# 106-8587	898
362-8953	▲167	365-8611	427	381-9370	5	CAT# 106-8588	896
362-9302	135	365-9368	732	381-9370	▲108	CAT# 106-8588	898
362-9303	135	365-9490	137	382-3965	192	CAT# 106-8589	896
362-9504	136	365-9858	277	384-5109	718	CAT# 106-8589	896
362-9540	135	365-9858	▲292	384-5110	718	CAT# 106-8595	898
362-9540	▲136	366-2075	723	384-5121	690	CAT# 106-8596	896
362-9542	136	366-4752	▲532	384-5121	▲718	CAT# 106-8597	896
363-0493	211	366-4972	633	384-5126	731	CAT# 106-8598	896
363-0493	▲197	366-7777	315	384-5127	690	CAT# 106-8598	896
363-0648	156	366-7777	▲258	384-5127	▲731	CAT# 106-8598	898
363-0648	▲312	367-2383	329	385-0314	690	CAT# 106-8600	896
363-0650	312	367-2383	▲331			CAT# 108-5866	840
363-0651	312	367-2384	331			CAT# 108-5866	852
363-3554	275	367-5105	324			CAT# 108-5867	840
363-4315	795	367-6321	723			CAT# 108-5867	852
364-0082	5	367-6322	723			CAT# 108-5868	840
364-0082	▲8	367-6787	305	CAT # 7X-0345	852	CAT# 108-5868	852
364-0147	687	367-6860	724	CAT # 8T-4122	852	CAT# 108-5868	852
364-0149	687	367-7724	708	CAT # 8T-4122	854	CAT# 108-5871	840
364-0149	▲689	367-7725	708	CAT# 008-1717	840	CAT# 108-5871	852
364-0628	192	367-8000	43	CAT# 008-1717	852	CAT# 108-6074	896
364-0628	193	367-8577	171	CAT# 061-6712	840	CAT# 108-7054	870
						CAT# 108-7054	872

## C

▲ PRIMARY REFERENCE

# PART NUMBER INDEX

Part	Page	Part	Page	Part	Page	Part	Page
CAT# 108-7055	.. 870	CAT# 121-9913	.. 844	CAT# 143-6164	.. 844	CAT# 163-8432	... 868
CAT# 108-7055	.. 872	CAT# 121-9914	.. 844	CAT# 143-6165	.. 844	CAT# 163-8432	... 877
CAT# 108-7057	.. 870	CAT# 121-9915	.. 844	CAT# 143-6166	.. 844	CAT# 163-8432	... 877
CAT# 108-7057	.. 872	CAT# 121-9916	.. 844	CAT# 148-1862	.. 844	CAT# 163-8432	... 877
CAT# 108-7060	.. 872	CAT# 121-9917	.. 844	CAT# 152-3774	.. 850	CAT# 163-8432	... 877
CAT# 108-7061	.. 870	CAT# 121-9918	.. 844	CAT# 155-2255	.. 903	CAT# 163-8435	.. ▲870
CAT# 108-7064	.. 870	CAT# 121-9919	.. 844	CAT# 155-2270	.. 901	CAT# 163-8435	... 868
CAT# 108-7064	.. 872	CAT# 121-9920	.. 844	CAT# 159-9635	.. 850	CAT# 163-8436	... 868
CAT# 108-7065	.. 870	CAT# 121-9921	.. 844	CAT# 159-9646	.. 850	CAT# 163-8436	.. ▲872
CAT# 108-7065	.. 872	CAT# 121-9922	.. 844	CAT# 159-9656	.. 850	CAT# 163-8437	... 868
CAT# 108-7067	.. 870	CAT# 121-9923	.. 844	CAT# 159-9660	.. 850	CAT# 166-3718	... 845
CAT# 108-7067	.. 872	CAT# 121-9924	.. 844	CAT# 159-9685	.. 850	CAT# 171-2393	... 877
CAT# 108-7995	.. 886	CAT# 121-9925	.. 844	CAT# 159-9714	.. 840	CAT# 174-4631	... 870
CAT# 108-7996	.. 886	CAT# 121-9926	.. 844	CAT# 159-9714	.. 852	CAT# 174-4631	... 872
CAT# 108-7999	.. 886	CAT# 121-9927	.. 844	CAT# 159-9719	.. 854	CAT# 174-4633	... 870
CAT# 108-8120	.. 870	CAT# 121-9928	.. 844	CAT# 159-9735	.. 854	CAT# 174-4633	... 872
CAT# 108-8120	.. 872	CAT# 121-9929	.. 844	CAT# 160-5222	.. 840	CAT# 174-4634	... 872
CAT# 108-8552	.. 850	CAT# 121-9930	.. 844	CAT# 160-5225	.. 838	CAT# 174-4635	... 868
CAT# 108-8554	.. 840	CAT# 121-9931	.. 844	CAT# 160-5226	.. 838	CAT# 174-4636	... 868
CAT# 108-8554	.. 850	CAT# 121-9932	.. 844	CAT# 160-5227	.. 840	CAT# 174-4637	... 868
CAT# 108-8807	.. 896	CAT# 121-9935	.. 844	CAT# 160-5228	.. 840	CAT# 174-4638	... 868
CAT# 108-8807	.. 896	CAT# 121-9936	.. 844	CAT# 160-5230	.. 838	CAT# 180-3984	... 850
CAT# 108-8807	.. 898	CAT# 121-9937	.. 844	CAT# 160-5231	.. 838	CAT# 183-5922	... 844
CAT# 112-8616	.. 868	CAT# 121-9938	.. 844	CAT# 160-5232	.. 840	CAT# 183-6801	... 877
CAT# 114-1338	.. 838	CAT# 121-9939	.. 844	CAT# 160-5242	.. 840	CAT# 190-4787	... 858
CAT# 114-4111	.. 896	CAT# 121-9940	.. 844	CAT# 160-5245	.. 838	CAT# 190-4789	... 858
CAT# 114-4111	.. 896	CAT# 121-9941	.. 844	CAT# 160-5246	.. 840	CAT# 190-4790	... 858
CAT# 114-4111	.. 898	CAT# 121-9942	.. 844	CAT# 160-5247	.. 838	CAT# 190-4791	... 858
CAT# 114-4126	.. 896	CAT# 121-9943	.. 844	CAT# 160-5248	.. 840	CAT# 190-4792	... 858
CAT# 114-4127	.. 896	CAT# 121-9944	.. 844	CAT# 160-5249	.. 838	CAT# 190-4793	... 858
CAT# 114-4128	.. 896	CAT# 121-9945	.. 844	CAT# 160-5250	.. 840	CAT# 190-4794	... 858
CAT# 114-4129	.. 896	CAT# 125-2976	.. 898	CAT# 160-5251	.. 840	CAT# 190-4795	... 858
CAT# 114-4130	.. 896	CAT# 126-1767	.. 901	CAT# 160-5260	.. 838	CAT# 190-4796	... 858
CAT# 114-4179	.. 896	CAT# 126-1768	.. 901	CAT# 160-5261	.. 838	CAT# 190-4797	... 858
CAT# 114-4179	.. 896	CAT# 131-4648	.. 858	CAT# 160-5266	.. 840	CAT# 190-4798	... 858
CAT# 114-4180	.. 896	CAT# 131-4658	.. 858	CAT# 160-5267	.. 840	CAT# 190-4799	... 858
CAT# 114-4180	.. 896	CAT# 131-4659	.. 858	CAT# 160-5272	.. 838	CAT# 190-4800	... 858
CAT# 114-4180	.. 898	CAT# 131-4660	.. 858	CAT# 160-5276	.. 838	CAT# 190-4803	... 858
CAT# 114-4313	.. 898	CAT# 131-4661	.. 858	CAT# 160-5283	.. 838	CAT# 190-4804	... 858
CAT# 114-4314	.. 898	CAT# 131-4662	.. 858	CAT# 160-5284	.. 840	CAT# 190-4805	... 858
CAT# 114-4316	.. 898	CAT# 131-4663	.. 858	CAT# 160-5285	.. 842	CAT# 196-3787	... 844
CAT# 114-4317	.. 898	CAT# 131-4664	.. 858	CAT# 160-5288	.. 838	CAT# 196-3788	... 844
CAT# 114-4318	.. 898	CAT# 131-4665	.. 858	CAT# 160-5289	.. 840	CAT# 196-3789	... 844
CAT# 114-4319	.. 898	CAT# 131-4666	.. 858	CAT# 160-5290	.. 838	CAT# 196-3790	... 844
CAT# 114-4320	.. 898	CAT# 131-4667	.. 858	CAT# 160-5291	.. 840	CAT# 196-3791	... 845
CAT# 114-4321	.. 898	CAT# 131-4668	.. 858	CAT# 160-5292	.. 838	CAT# 1D-5117	... 960
CAT# 114-4324	.. 898	CAT# 131-4669	.. 858	CAT# 160-5295	.. 838	CAT# 1D-5117	... 967
CAT# 114-4325	.. 898	CAT# 131-4670	.. 858	CAT# 160-5296	.. 840	CAT# 1D-5119	... 936
CAT# 114-4326	.. 898	CAT# 131-4671	.. 858	CAT# 160-5297	.. 840	CAT# 1K-6872	... 822
CAT# 114-4333	.. 898	CAT# 131-4672	.. 858	CAT# 160-5304	.. 838	CAT# 1K-6872	... 825
CAT# 114-4419	.. 896	CAT# 131-4678	.. 844	CAT# 160-5306	.. 838	CAT# 1K-6995	... 840
CAT# 115-1048	.. 870	CAT# 132-6581	.. 840	CAT# 160-5307	.. 838	CAT# 1K-6995	... 852
CAT# 115-1048	.. 872	CAT# 132-6581	.. 852	CAT# 160-5309	.. 840	CAT# 1N-5410	... 850
CAT# 115-1542	.. 858	CAT# 132-6769	.. 858	CAT# 160-5310	.. 840	CAT# 1N-5410	... 852
CAT# 116-3195	.. 844	CAT# 141-1546	.. 850	CAT# 160-5311	.. 840	CAT# 1P-4577	... 908
CAT# 116-3195	.. 858	CAT# 141-6602	.. 838	CAT# 160-5312	.. 838	CAT# 1P-4578	... 874
CAT# 116-8566	.. 898	CAT# 141-6602	.. 840	CAT# 160-5314	.. 840	CAT# 1P-4578	... 916
CAT# 116-8567	.. 898	CAT# 141-6602	.. 850	CAT# 160-5317	.. 840	CAT# 1S-3647	... 958
CAT# 117-8210	.. 844	CAT# 141-6602	.. 852	CAT# 160-5321	.. 842	CAT# 1S-3647	... 960
CAT# 117-8210	.. 858	CAT# 143-6159	.. 844	CAT# 163-8426	.. 868	CAT# 224-0554	... 968
CAT# 117-8216	.. 858	CAT# 143-6160	.. 844	CAT# 163-8427	.. 868	CAT# 224-1379	... 968
CAT# 121-9910	.. 844	CAT# 143-6161	.. 844	CAT# 163-8428	.. 868	CAT# 224-7736	... 968
CAT# 121-9911	.. 844	CAT# 143-6162	.. 844	CAT# 163-8429	.. 868	CAT# 226-4862	... 968
CAT# 121-9912	.. 844	CAT# 143-6163	.. 844	CAT# 163-8430	.. 868	CAT# 226-4863	... 968

▲ PRIMARY REFERENCE

# PART NUMBER INDEX

Part	Page	Part	Page	Part	Page	Part	Page
CAT# 228-2615	890	CAT# 3J-1907	864	CAT# 4L-9337	936	CAT# 6V-7359	822
CAT# 228-2616	890	CAT# 3J-1907	876	CAT# 4M-0061	906	CAT# 6V-7687	884
CAT# 230-1340	968	CAT# 3J-1907	878	CAT# 4M-5281	888	CAT# 6V-8182	930
CAT# 236-6099	968	CAT# 3J-1907	882	CAT# 4M-5281	890	CAT# 6V-8182	931
CAT# 236-6100	968	CAT# 3J-1907	890	CAT# 4M-5281	948	CAT# 6V-8182	932
CAT# 236-6106	968	CAT# 3J-1907	896	CAT# 4M-6425	874	CAT# 6V-8182	933
CAT# 236-6107	968	CAT# 3J-1907	898	CAT# 4S-5879	850	CAT# 6V-8182	934
CAT# 238-5525	890	CAT# 3J-1907	908	CAT# 4T-6788	906	CAT# 6V-8189	890
CAT# 243-4510	902	CAT# 3J-1907	916	CAT# 5B-7431	888	CAT# 6V-8397	830
CAT# 247-6875	968	CAT# 3J-1907	920	CAT# 5B-7431	890	CAT# 6V-8397	864
CAT# 247-6877	968	CAT# 3J-7354	862	CAT# 5C-2890	884	CAT# 6V-8397	874
CAT# 257-9788	882	CAT# 3J-7354	864	CAT# 5C-2890	890	CAT# 6V-8397	878
CAT# 279-2271	968	CAT# 3J-7354	874	CAT# 5C-7261	890	CAT# 6V-8397	882
CAT# 279-2272	968	CAT# 3J-7354	884	CAT# 5C-7261	948	CAT# 6V-8397	890
CAT# 2D-6235	948	CAT# 3J-7354	908	CAT# 5D-1026	978	CAT# 6V-8397	908
CAT# 2D-6533	840	CAT# 3J-9015	870	CAT# 5H-4020	916	CAT# 6V-8397	916
CAT# 2H-3749	958	CAT# 3J-9015	872	CAT# 5K-9090	830	CAT# 6V-8397	920
CAT# 2H-3749	960	CAT# 3K-0360	864	CAT# 5K-9090	860	CAT# 6V-8397	926
CAT# 2H-3771	947	CAT# 3K-0360	884	CAT# 5K-9090	862	CAT# 6V-8398	830
CAT# 2H-3900	960	CAT# 3K-0360	890	CAT# 5K-9090	864	CAT# 6V-8398	864
CAT# 2H-3900	967	CAT# 3K-0360	912	CAT# 5K-9090	882	CAT# 6V-8398	882
CAT# 2J-1712	822	CAT# 3K-0360	916	CAT# 5K-9090	906	CAT# 6V-8398	908
CAT# 2K-0337	958	CAT# 3K-0360	920	CAT# 5K-9090	908	CAT# 6V-8398	912
CAT# 2K-0337	960	CAT# 3K-0360	978	CAT# 5K-9090	911	CAT# 6V-8398	916
CAT# 2K-4973	804	CAT# 3K-2889	803	CAT# 5L-2931	838	CAT# 6V-8398	920
CAT# 2K-4973	936	CAT# 3P-1932	884	CAT# 5M-2894	850	CAT# 6V-8400	864
CAT# 2K-4973	944	CAT# 3S-9233	840	CAT# 5M-3062	807	CAT# 6V-8400	916
CAT# 2K-4973	945	CAT# 4B-3604	936	CAT# 5M-3062	888	CAT# 6V-8557	864
CAT# 2M-9780	908	CAT# 4B-5269	888	CAT# 5M-3062	912	CAT# 6V-8558	916
CAT# 2R-5657	838	CAT# 4B-5269	890	CAT# 5M-3062	916	CAT# 6V-8625	864
CAT# 2R-5657	840	CAT# 4B-5269	948	CAT# 5M-3062	920	CAT# 6V-8625	912
CAT# 2R-5657	852	CAT# 4B-5271	888	CAT# 5M-3062	948	CAT# 6V-8625	920
CAT# 2S-4078	864	CAT# 4B-5271	906	CAT# 5M-3062	952	CAT# 6V-8627	830
CAT# 2S-4078	906	CAT# 4B-5271	944	CAT# 5M-3062	978	CAT# 6V-8627	860
CAT# 2T-2396	830	CAT# 4B-5271	945	CAT# 5P-2228	954	CAT# 6V-8627	864
CAT# 2T-3001	864	CAT# 4B-5271	948	CAT# 5P-2566	822	CAT# 6V-8627	876
CAT# 307-0047	968	CAT# 4B-5271	978	CAT# 5P-2566	840	CAT# 6V-8627	890
CAT# 3B-4629	954	CAT# 4B-5273	878	CAT# 5P-2566	842	CAT# 6V-8627	908
CAT# 3B-5320	803	CAT# 4B-5273	932	CAT# 5P-2566	854	CAT# 6V-8628	864
CAT# 3B-5320	960	CAT# 4B-5273	934	CAT# 5P-3864	842	CAT# 6V-8628	874
CAT# 3B-5329	964	CAT# 4B-5273	936	CAT# 5P-7464	822	CAT# 6V-8628	884
CAT# 3B-5329	967	CAT# 4B-5273	954	CAT# 5P-7465	822	CAT# 6V-8628	908
CAT# 3B-7614	876	CAT# 4D-8309	850	CAT# 5P-9806	838	CAT# 6V-8635	864
CAT# 3B-8489	941	CAT# 4F-7391	842	CAT# 5S-6145	850	CAT# 6V-8636	908
CAT# 3B-8489	958	CAT# 4I-0755	898	CAT# 5S-7379	948	CAT# 6V-8636	916
CAT# 3B-8489	960	CAT# 4J-0520	830	CAT# 5W-2923	858	CAT# 6V-8636	920
CAT# 3B-8489	962	CAT# 4J-0520	860	CAT# 5W-2936	858	CAT# 6V-8638	908
CAT# 3B-8489	964	CAT# 4J-0520	862	CAT# 5W-2940	858	CAT# 6V-8639	864
CAT# 3B-8489	966	CAT# 4J-0520	908	CAT# 5W-8518	845	CAT# 6V-8639	916
CAT# 3B-8489	967	CAT# 4J-0520	911	CAT# 5W-8518	858	CAT# 6V-8641	860
CAT# 3D-2824	830	CAT# 4J-0522	864	CAT# 5Y-0660	898	CAT# 6V-8641	862
CAT# 3D-2824	874	CAT# 4J-0522	874	CAT# 6B-9081	830	CAT# 6V-8641	864
CAT# 3D-4904	958	CAT# 4J-0522	916	CAT# 6V-0852	830	CAT# 6V-8641	876
CAT# 3D-4904	960	CAT# 4J-5477	830	CAT# 6V-0852	860	CAT# 6V-8641	890
CAT# 3E-6910	830	CAT# 4J-5477	860	CAT# 6V-0852	864	CAT# 6V-8647	862
CAT# 3E-7996	978	CAT# 4J-5477	862	CAT# 6V-0852	882	CAT# 6V-8647	864
CAT# 3E-8773	978	CAT# 4J-5477	864	CAT# 6V-0852	908	CAT# 6V-8647	874
CAT# 3E-8794	978	CAT# 4J-5477	874	CAT# 6V-4495	850	CAT# 6V-8723	890
CAT# 3E-9860	946	CAT# 4J-5477	876	CAT# 6V-5192	845	CAT# 6V-8724	864
CAT# 3F-1747	838	CAT# 4J-5477	884	CAT# 6V-5597	868	CAT# 6V-8724	908
CAT# 3H-3986	838	CAT# 4J-5477	890	CAT# 6V-5597	870	CAT# 6V-8724	916
CAT# 3J-1907	830	CAT# 4J-5477	908	CAT# 6V-5597	872	CAT# 6V-8730	882
CAT# 3J-1907	860	CAT# 4K-4284	850	CAT# 6V-5843	952	CAT# 6V-8801	807
CAT# 3J-1907	862	CAT# 4L-6454	906	CAT# 6V-7238	978	CAT# 6V-8801	908

▲ PRIMARY REFERENCE



# PART NUMBER INDEX

Part	Page	Part	Page	Part	Page	Part	Page
CAT# 6V-8934	890	CAT# 7X-2429	864	CAT# 8T-4195	864	CAT# 8T-7929	860
CAT# 6V-8944	864	CAT# 7X-2436	836	CAT# 8T-4200	920	CAT# 8T-8737	902
CAT# 6V-8947	916	CAT# 7X-2436	847	CAT# 8T-4200	948	CAT# 8T-8737	903
CAT# 6V-8948	864	CAT# 7X-2535	884	CAT# 8T-4205	884	CAT# 8T-8899	830
CAT# 6V-8998	906	CAT# 7X-2556	822	CAT# 8T-4223	822	CAT# 8T-8911	890
CAT# 6V-9001	878	CAT# 7X-7902	830	CAT# 8T-4223	825	CAT# 8T-8916	874
CAT# 6V-9007	830	CAT# 8T-1183	840	CAT# 8T-4223	830	CAT# 8T-8917	822
CAT# 6V-9007	874	CAT# 8C-3082	845	CAT# 8T-4223	836	CAT# 8T-8917	878
CAT# 6V-9008	882	CAT# 8C-3093	844	CAT# 8T-4223	840	CAT# 8T-8917	932
CAT# 6V-9008	908	CAT# 8C-3093	844	CAT# 8T-4223	842	CAT# 8T-8917	934
CAT# 6V-9009	864	CAT# 8C-3093	845	CAT# 8T-4223	850	CAT# 8T-8917	936
CAT# 6V-9172	906	CAT# 8C-3093	858	CAT# 8T-4223	852	CAT# 8T-8917	940
CAT# 6V-9746	830	CAT# 8C-3131	845	CAT# 8T-4223	854	CAT# 8T-8917	954
CAT# 6V-9746	874	CAT# 8C-6857	930	CAT# 8T-4223	860	CAT# 8T-8919	822
CAT# 6V-9746	916	CAT# 8C-6865	830	CAT# 8T-4223	862	CAT# 8T-8919	850
CAT# 6V-9746	920	CAT# 8C-6866	830	CAT# 8T-4223	864	CAT# 8T-8919	852
CAT# 6V-9829	926	CAT# 8C-6869	830	CAT# 8T-4223	884	CAT# 8T-8919	864
CAT# 6V-9835	830	CAT# 8C-6874	830	CAT# 8T-4223	940	CAT# 8T-8987	906
CAT# 6V-9835	860	CAT# 8C-8545	898	CAT# 8T-4224	874	CAT# 8T-9377	908
CAT# 6V-9835	862	CAT# 8C-8842	932	CAT# 8T-4224	890	CAT# 8T-9598	845
CAT# 6V-9835	890	CAT# 8F-2021	850	CAT# 8T-4224	906	CAT# 8T-9599	845
CAT# 6V-9836	864	CAT# 8F-2021	852	CAT# 8T-4224	920	CAT# 8T-9599	858
CAT# 6V-9836	890	CAT# 8F-3469	886	CAT# 8T-4224	946	CAT# 8U-2566	858
CAT# 6V-9842	890	CAT# 8F-3469	896	CAT# 8T-4224	948	CAT# 8U-3297	845
CAT# 6V-9846	830	CAT# 8F-3469	896	CAT# 8T-4648	860	CAT# 8U-3875	844
CAT# 6V-9849	830	CAT# 8F-3469	896	CAT# 8T-4648	862	CAT# 8U-5009	845
CAT# 6V-9849	862	CAT# 8F-3469	898	CAT# 8T-4835	825	CAT# 8U-5010	845
CAT# 6V-9849	864	CAT# 8F-4446	838	CAT# 8T-4896	804	CAT# 8U-5508	858
CAT# 6V-9849	874	CAT# 8F-5900	840	CAT# 8T-4896	807	CAT# 8U-5942	845
CAT# 6V-9849	890	CAT# 8H-3390	813	CAT# 8T-4896	864	CAT# 8U-9480	845
CAT# 6V-9850	830	CAT# 8H-3390	814	CAT# 8T-4896	908	CAT# 9B-7237	804
CAT# 6V-9853	830	CAT# 8H-7521	840	CAT# 8T-4896	912	CAT# 9B-7237	948
CAT# 6V-9854	830	CAT# 8H-7521	852	CAT# 8T-4896	916	CAT# 9S-4182	874
CAT# 6V-9854	864	CAT# 8M-6393	840	CAT# 8T-4896	920	CAT# 9S-4183	874
CAT# 6V-9854	906	CAT# 8M-6393	852	CAT# 8T-4896	936	CAT# 9S-4191	864
CAT# 6V-9854	911	CAT# 8S-6249	838	CAT# 8T-4896	952	CAT# 9S-8004	896
CAT# 6V-9872	874	CAT# 8T-0357	858	CAT# 8T-4994	816	CAT# 9S-8004	898
CAT# 6V-9873	920	CAT# 8T-1715	978	CAT# 8T-4994	817	CAT# 9T-4901	845
CAT# 6V-9875	906	CAT# 8T-2397	870	CAT# 8T-4994	819	CAT# 9T-4906	858
CAT# 6V-9877	920	CAT# 8T-2397	872	CAT# 8T-4994	820	CAT# 9T-4912	845
CAT# 7J-6285	854	CAT# 8T-2947	890	CAT# 8T-4994	836	CAT# 9T-5039	844
CAT# 7M-8485	864	CAT# 8T-3850	813	CAT# 8T-4994	930	CAT# 9T-6072	858
CAT# 7M-8485	882	CAT# 8T-3850	814	CAT# 8T-4994	931	CAT# 9T-6322	845
CAT# 7M-8485	908	CAT# 8T-4121	807	CAT# 8T-4994	932	CAT# 9U-3925	840
CAT# 7X-0318	916	CAT# 8T-4121	808	CAT# 8T-4994	933	CAT# 9U-3925	852
CAT# 7X-0343	930	CAT# 8T-4121	812	CAT# 8T-4994	934	CAT# 9X-2040	812
CAT# 7X-0345	838	CAT# 8T-4121	822	CAT# 8T-4994	958	CAT# 9X-2398	830
CAT# 7X-0345	840	CAT# 8T-4121	918	CAT# 8T-4994	960	CAT# 9X-6284	858
CAT# 7X-0345	847	CAT# 8T-4121	948	CAT# 8T-5001	836	CAT# 9X-6615	886
CAT# 7X-0345	854	CAT# 8T-4121	952	CAT# 8T-5092	862	CAT# 9X-8256	890
CAT# 7X-0346	803	CAT# 8T-4122	838	CAT# 8T-5360	874		
CAT# 7X-0357	838	CAT# 8T-4122	840	CAT# 8T-5360	916		
CAT# 7X-0368	933	CAT# 8T-4122	847	CAT# 8T-5379	943		
CAT# 7X-0369	931	CAT# 8T-4122	930	CAT# 8T-5460	943		
CAT# 7X-0369	933	CAT# 8T-4123	884	CAT# 8T-6430	884		
CAT# 7X-0370	816	CAT# 8T-4123	943	CAT# 8T-6869	890	DOW# M-6001-14	830
CAT# 7X-0370	817	CAT# 8T-4137	807	CAT# 8T-6876	882	DOW# M-6001-22	830
CAT# 7X-0370	819	CAT# 8T-4137	948	CAT# 8T-7050	898	DOW# M-6001-26	830
CAT# 7X-0370	820	CAT# 8T-4138	890	CAT# 8T-7489	830		
CAT# 7X-0371	934	CAT# 8T-4171	898	CAT# 8T-7492	830		
CAT# 7X-0447	916	CAT# 8T-4178	918	CAT# 8T-7866	830		
CAT# 7X-0531	958	CAT# 8T-4183	884	CAT# 8T-7878	868		
CAT# 7X-0531	960	CAT# 8T-4192	822	CAT# 8T-7878	870	MCC# 1151A71	948
CAT# 7X-0562	838	CAT# 8T-4192	884	CAT# 8T-7878	872	MCC# 90128A599	908

## D

## M

▲ PRIMARY REFERENCE

# PART NUMBER INDEX

Part	Page	Part	Page	Part	Page	Part	Page
------	------	------	------	------	------	------	------

## P

PARK# 12-16 CLO-S	830
PARK# 12-16 FLO-S	830
PARK# 16_FF5OLO-S . . .	
864	
PARK# 16CP1 . . .	908
PARK# 16F5OHQ1-S 5.0 LG	908
PARK# 16-LOHQ1 .	911
PARK# 16LOHQ2 .	830
PARK# 16LOHQ2 .	860
PARK# 2 219 . . . .	856
PARK# 20 LOEQ2-S .	864
PARK# 20-LOHQ1-S	916
PARK# 2-2198 . . .	843
PARK# 6NJM16-16 .	862
PARK# 936000M . .	906
PARK# CL-14 . . . .	882
PARK# M2H-16 . . .	830
PARK# M2H-16 . . .	860
PARK# M2H-16 . . .	862
PARK# PD341 . . .	864
PARK# PD34BTL . .	830
PARK# PD34BTL . .	860
PARK# PD34BTL . .	864
PARK# PD34BTL . .	908
PARK# PD36BTL . .	882
PARK# PD38BTL . .	864

## S

SEE DESCRIPTION	837
SEE DESCRIPTION	837
SEE DESCRIPTION	837
SEE DESCRIPTION	848
SEE DESCRIPTION	848
SEE DESCRIPTION	848

▲ PRIMARY REFERENCE