

# Parts Manual

---

**71H Pipelayer for D6N LGP**

---

**71H S/N 043050040021 – UP (Sideboom)**


**TO BE USED WITH CATERPILLAR  
D6N LGP OEM SC600100-UP TRACTOR PARTS MANUALS**

---

---

**VANGUARD EQUIPMENT, INC.  
15627 EAST PINE STREET  
TULSA, OKLAHOMA  
74116, USA**

: **918.437.1796**

: **918.437.1794**

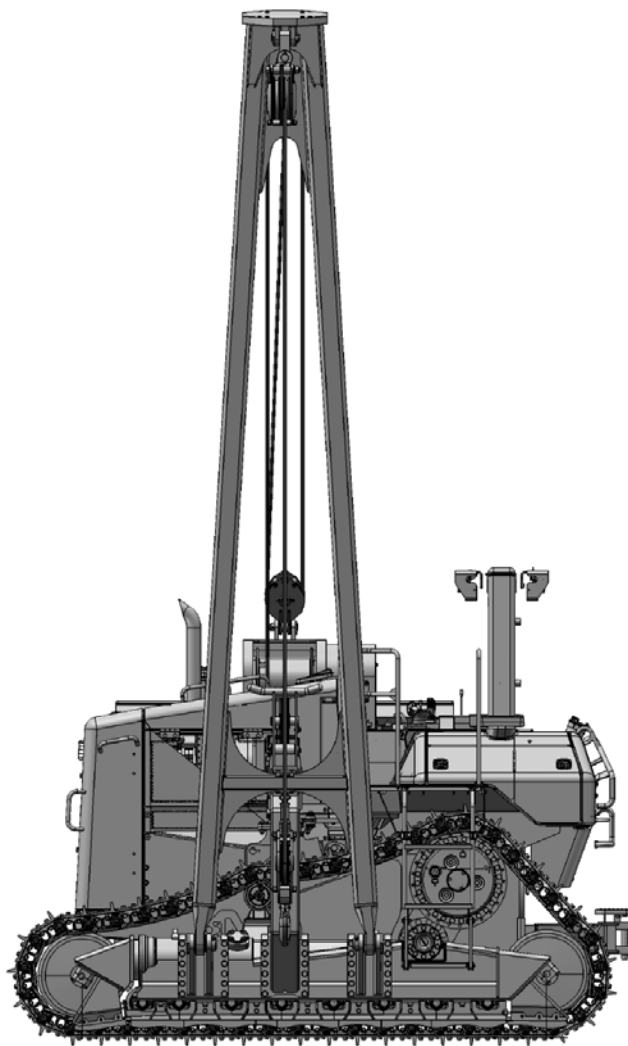
## Table of Contents

<b>AR – 71H PIPELAYER-D6N (T4I)</b> .....	<b>1</b>
<b>AR - PIPELAYER 71H</b> .....	<b>2</b>
<b>AS – BOOM FOOT PIN</b> .....	<b>5</b>
<b>GP - DECALS - 71H</b> .....	<b>6</b>
<b>GP - RIGHT HAND FRAME - ASSEMBLY</b> .....	<b>12</b>
<b>AS - MAINFR MT - RHS -ASSEMBLY</b> .....	<b>14</b>
AS - MAINFRAME LOWERCONNECTION.....	16
AS - MAINFRAME UPPERCONNECTION .....	18
<b>GP - GUARDING - WINCHES</b> .....	<b>19</b>
AS - GUARDING - WINCHES .....	20
AS - GUARDING – BOOMMOTOR - ASSEMBLY .....	23
<b>GP - CROSSMEMBER - TIER 4I</b> .....	<b>24</b>
AS - PIN ASSEMBLY - CROSSMEMBER .....	26
<b>AS - (T4I) MACHINE ACCESS</b> .....	<b>27</b>
AS - HANDRAIL.....	30
AS - ISOLATOR ASSEMBLY #1 .....	31
AS - ISOLATOR ASSEMBLY #2 .....	32
AS - LADDER .....	33
AS –FLEX LADDER RUNG (WIDE).....	34
AS - HANDRAIL ISOLATOR .....	35
<b>GP - LEFT HAND FRAME ASSEMBLY</b> .....	<b>36</b>
<b>AS - MAINFRAME MOUNT – LEFTHAND SIDE - ASSEMBLY</b> .....	<b>37</b>
<b>AS - LEFT SIDE LUG SET -ASSEMBLY</b> .....	<b>38</b>
AS - PIN ASSEMBLY - LEFT SIDE LINK PIN.....	39
<b>OPT - HEATER</b> .....	<b>40</b>
GP - HEATER.....	41
AS - HEATER INSTALLATION .....	43
AS - HEATER HOISING .....	44
AS - HEATER HOSE.....	46
AS - HEATER WIRING & SWITCH .....	47
AS - WIRE - HEATER TO SWITCH.....	48
AS - HEATER PLUG – TRACTOREND .....	49
GP - NO HEATER .....	50
<b>AS - TRACKFRAME BRACKETS - BOLT ON BRACKETS</b> .....	<b>51</b>
AS - TRACKFRAME BRACKET ASSEMBLY - RIGHT SIDE - REAR .....	52
AS - TRACKFRAME BRACKET ASSEMBLY - RIGHT SIDE - FRONT.....	53
AS - TRACKFRAME BRACKETASSEMBLY - LEFT SIDE - REAR .....	54
AS - TRACKFRAME BRACKETASSEMBLY - LEFT SIDE - FRONT .....	55
<b>OPT - BOOM</b> .....	<b>57</b>
GP - BOOM - 20FT (6.1M) .....	58
GP - BOOM - 24FT (7.32M) .....	59
<b>GP - OFFSET JIB-9FT/2.74M EXTENSION (AN ATTACHMENT)</b> .....	<b>60</b>
<b>GP - RIGGING</b> .....	<b>62</b>
AS -PIN BOOM BLOCK .....	65
RIG - BOOM LINE BLOCK - TAIL .....	66
AS - 10" x 3/4" ROPE – SHEAVEASSEMBLY .....	68
RIG -BOOM LINE BLOCK - LUFF.....	69
RIG - HOOK LINE BLOCK -LOAD .....	70
AS - 12" x 3/4" ROPE – SHEAVEASSEMBLY .....	73
RIG - HOOK LINE BLOCK - HOOK.....	74
GP - TOWER HOOK LINEDEFLECTOR .....	76
AS - 12" x 3/4" ROPE – SHEAVEASSEMBLY – FLOATINGDEFLECTOR.....	77

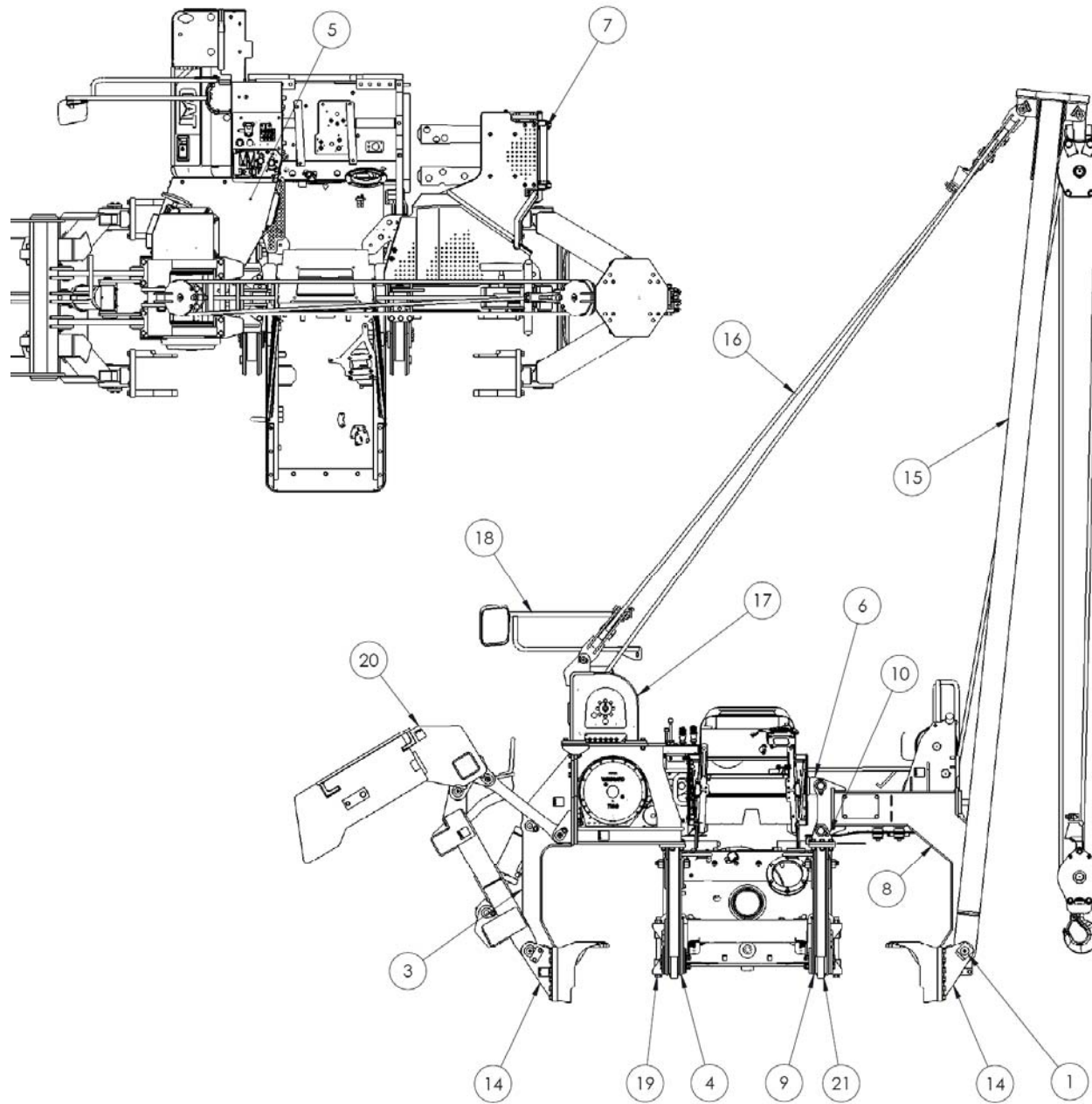
AS - HOOK LINE ROLLERASSEMBLY .....	78
AS - PIN ASSEMBLY - SHEAVE TOWER UPPER PIN .....	79
AS - PIN ASSEMBLY - SHEAVE TOWER LOWER PIN.....	80
<b>GP - 71H HYDRAULICS.....</b>	<b>81</b>
FC - PUMP @4000PSI.....	83
<b>GP -BOOM STOP.....</b>	<b>84</b>
GP - BOOM STOP VALVE.....	86
AS - BOOM STOP ACTUATEROD .....	87
<b>GP - HOSE CHART (PARKER) - 71H.....</b>	<b>88</b>
<b>GP - HOSE CHART (CAT) - 71H.....</b>	<b>89</b>
<b>GP - FILTER - DRAIN MANIFOLD RETURN.....</b>	<b>90</b>
AS - HYD TANK - FITTINGS ATTANK .....	92
<b>AR – CYLINDERCOUNTERWEIGHT.....</b>	<b>93</b>
AS - PIN ASSEMBLY - CTWT CYLINDER - BARREL END PIN .....	94
AS - PIN ASSEMBLY – CTWTCYLINDER - ROD END PIN.....	95
GP - CYLINDER COUNTERWEIGHT .....	97
FC - CYL (6" BORE X 7" STROKE C/W CBAL V).....	98
<b>GP - (T4I) HYD COMPONENTINSTALL .....</b>	<b>101</b>
AS - TAILBLOCK SUPPORTFRAME ASSEMBLY .....	104
GP - HYD PRESS REMOTE TESTPANEL .....	105
AS - HYD PRESS REMOTE TESTPANEL .....	106
<b>GP - RETURN MANIFOLD.....</b>	<b>107</b>
AS - RETURN MANIFOLD .....	108
<b>GP – ACCUMULATORINSTALLATION .....</b>	<b>110</b>
AS - ACCUM CHARGED (1L-54.5BAR/790PSI).....	111
AS - ACCUM DISCHARGED (1L).....	112
<b>GP - (T4I) AUX LS FLOW VALVE .....</b>	<b>113</b>
AS - (T4i) AUX LS FLOW VALVE .....	114
FC - AUX LS FLOW VALVE .....	116
<b>GP - LOAD SENSE MANIFOLD.....</b>	<b>117</b>
FC - LOAD SENSE MANFASSEMBLY .....	118
<b>GP - MAIN CONTROL VALVE.....</b>	<b>120</b>
AS - MAIN CONTROL VALVE .....	121
FC - MAIN CONTROL VALVE .....	126
FC - MAIN CONTROL OUTLET .....	127
FC - MAIN CONTROLHOOK.....	128
FC - MAIN CONTROL BOOM.....	130
FC - MAIN CONTROL.....	132
<b>GP - HOOK WINCH GROUP.....</b>	<b>135</b>
AS - HOOK WINCH.....	138
FC – HOOK WINCH FF .....	139
AS - DRUM SPACER - HOOK .....	143
AS - HOOK MOTOR MANIFOLDASSEMBLY .....	144
FC - HOOK MOTOR MANF(IRON).....	146
<b>GP - BOOM WINCH GROUP .....</b>	<b>147</b>
AS - BOOM WINCH .....	150
FC - BOOM WINCH.....	152
FC - BM CBAL V MANF .....	155
<b>GP - OPERATORS CONTROL GROUP.....</b>	<b>157</b>
AS - CONTROL BOX.....	158
FC – PILOT CONT 3-WAY.....	162
FC – PILOT CONT 2-WAY.....	166
FITTING GP - SPEED SHUTTLE.....	168
FC – SHUTTLE 2-SPEED .....	169

FC – MODE CONT .....	170
AS - MODE CONTROL FITTINGSKIT .....	172
FITTINGS KIT – HOOK CONTROL .....	173
FITTINGS KIT – BOOM CONTROL .....	175
GP – COUNTERWEIGHTCONTROL.....	176
FC – CTWT CONT .....	178
<b>GP - MIRRORS.....</b>	<b>181</b>
AS - MIRROR 8x12 R26 .....	182
AS - MIRROR 8x12 R12 .....	183
AS - MIRROR SQ 9 R18.....	184
AS - RH ROPS MIRROR BRKTINST.....	185
<b>GP - PBA (T4I) EQ BAR LOCK OUT.....</b>	<b>186</b>
AS - EQUALIZER BAR LOCKOUT- RIGHT .....	187
AS - EQUALIZER BAR LOCKOUT- LEFT .....	188
<b>GP - COUNTERWEIGHT .....</b>	<b>189</b>
GP - CTWT YOKE PIN .....	190
AS - PIN ASSEMBLY - CTWT LINKLOWER PIN .....	191
AS - PIN ASSEMBLY - CTWT LINKUPPER PIN .....	192
AS - PIN ASSEMBLY – CTWTSAFETY LATCH LOWER PIN .....	193
AS - CTWT YOKE - ASSEMBLY .....	194
AS - CTWT LINK ARM ASSEMBLY .....	195
GP - CTWT HANGER GROUP.....	196
AS - CTWT SLAB ASSEMBLY -FRONT .....	197
AS - CTWT ROD ASSEMBLY .....	198
AS - CTWT SLAB ASSEMBLY -REAR.....	199
AS - SHIM ASSY AT YOKE & LINKFOOT .....	201
<b>GP - (T4I) TRACTOR MODS .....</b>	<b>202</b>
AS - OPERATOR SEAT RISERS.....	204
TRCMOD - RIGHT SIDE FENDER.....	205
AS - DOOR MODIFICATIONS .....	206
AS - RH DOOR MODIFICATIONS .....	207
AS - LH LATCH .....	208
AS - RH LATCH.....	209
AS - LH REAR DOOR MOD.....	210
AS - D6NT4i AIR INTAKERELOCATION.....	211
AS - AIR CLEANER MOUNT .....	212
TRCMOD - (T4i) STEER FLTRRELOCATION.....	213
GP - RELOCATE REARCONTROL.....	214
GP - PUMP MODIFICATIONS.....	215
TRCMOD - PUMP FITTINGS .....	216
AS - IMPLEMENT LINE CLAMP .....	217
AS - BACKUP ALARM MT.....	218
TRCMOD- T4i CABLE STOW ARM .....	219
GP - T4i CABLE STOW ARM .....	220
TRCMOD- RIGGING TRAY .....	221
GP - RIGGING TRAY .....	223
<b>ASSEMBLY PART NUMBER INDEX .....</b>	<b>224</b>





ITEM	QTY	PART NO	DESCRIPTION
1	1	043-05-005	AR - PIPELAYER (T4i) - STRUCTURES



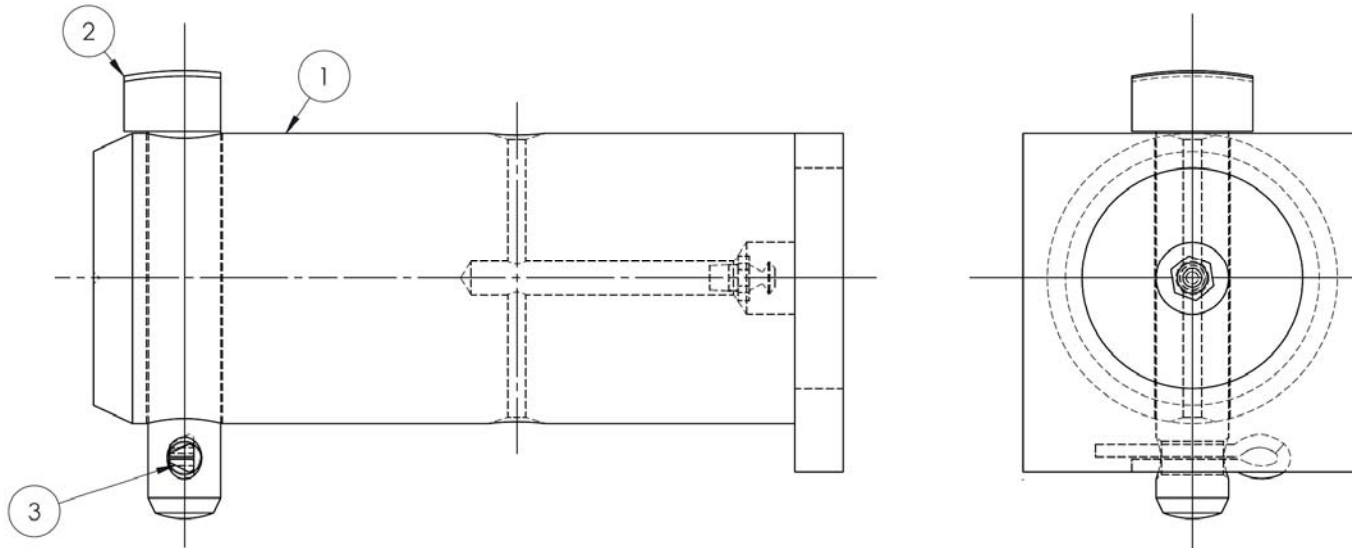


AR - PIPELAYER 71H			043-05-005
ITEM	QTY	PART NO	DESCRIPTION
1	2	041-44-001	AS - BOOM FOOT PIN
*2	1	043-09-003	GP - DECALS - 71H
3	1	043-10-002	GP - RIGHT HAND FRAME – ASSEMBLY
4	1	043-10-004	AS - MAINFR MT - RHS - ASSEMBLY
5	1	043-11-001	GP - GUARDING - WINCHES
6	1	043-12-011	GP - CROSSMEMBER - TIER 4i
7	1	043-14-073	AS - (T4i) MACHINE ACCESS
8	1	043-15-002	GP - LEFT HAND FRAME ASSEMBLY
9	1	043-15-004	AS - MAINFRAME MOUNT - LEFT HAND SIDE - ASSEMBLY
10	1	043-15-032	AS - LEFT SIDE LUG SET - ASSEMBLY
#*11	1	043-16-001	OPT - HEATER
12			—
13			—
14	1	043-17-030	AS - TRACKFRAME BRACKETS - BOLT ON BRACKETS
#15	1	043-20-017	OPT - BOOM
16	1	043-30-094	GP - RIGGING
17	1	043-60-034	GP - 71H HYDRAULICS
18	1	043-63-016	GP - MIRRORS
19	1	043-67-021	GP - PBA (T4i) EQ BAR LOCK OUT
20	1	043-68-069	GP - COUNTERWEIGHT
21	1	043-71-072	GP - (T4i) TRACTOR MODIFICATIONS

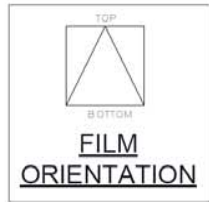
\* NOT SHOWN

# SELECT FROM AVAILABLE OPTIONS

**NOTES:**

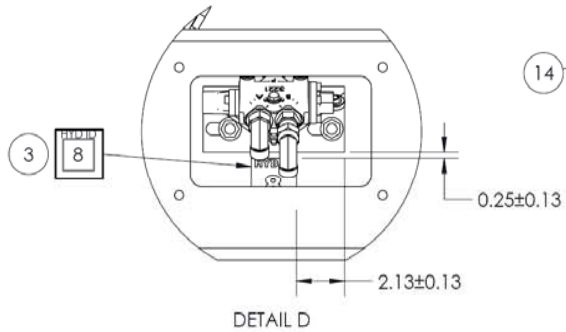
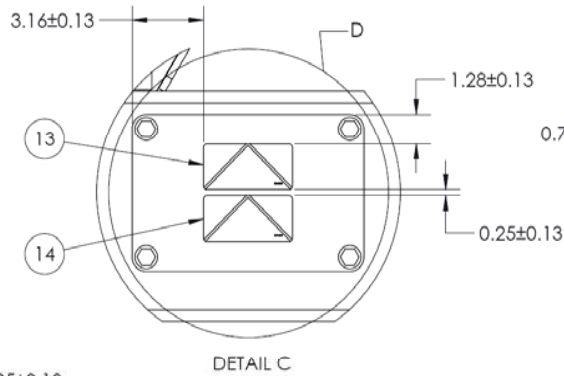
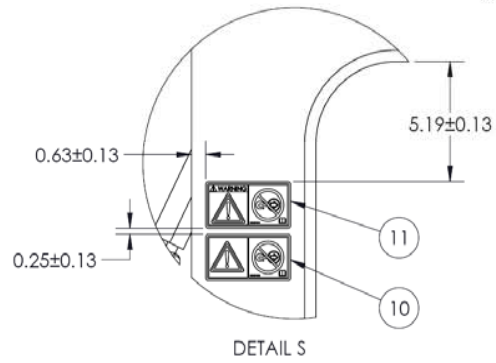
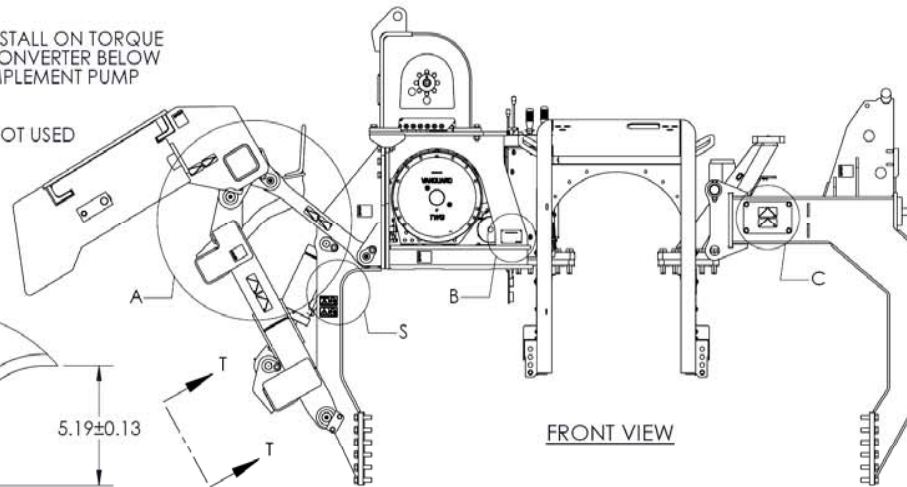


ITEM	QTY	PART NO	DESCRIPTION
1	1	042-20-028	AS - PIN (Ø3 x 7.75 LNG) - GREASED
2	1	042-20-031	KEY - PIN - LOCKING
3	1	CAT# 2H-3771	COTTER PIN - 5/16 X 1 1/2

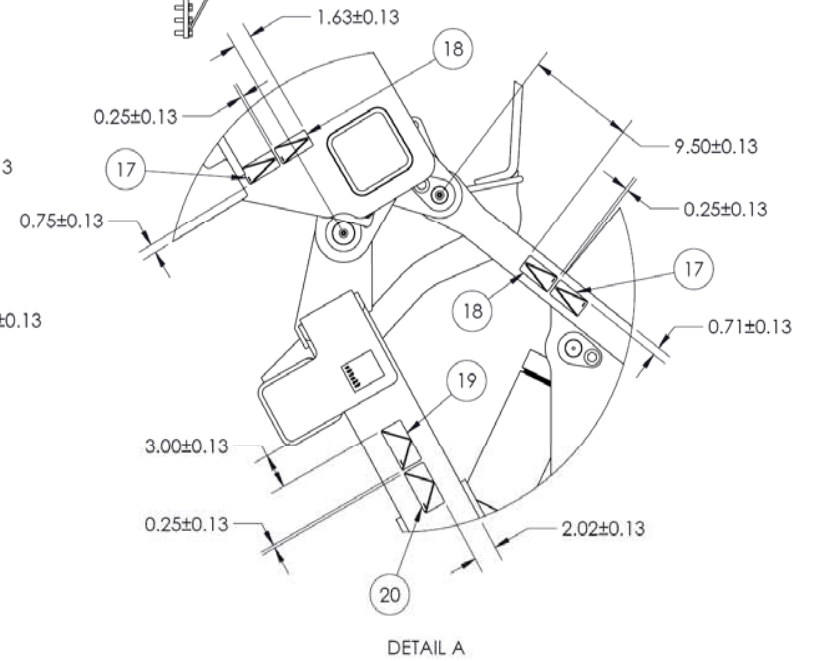


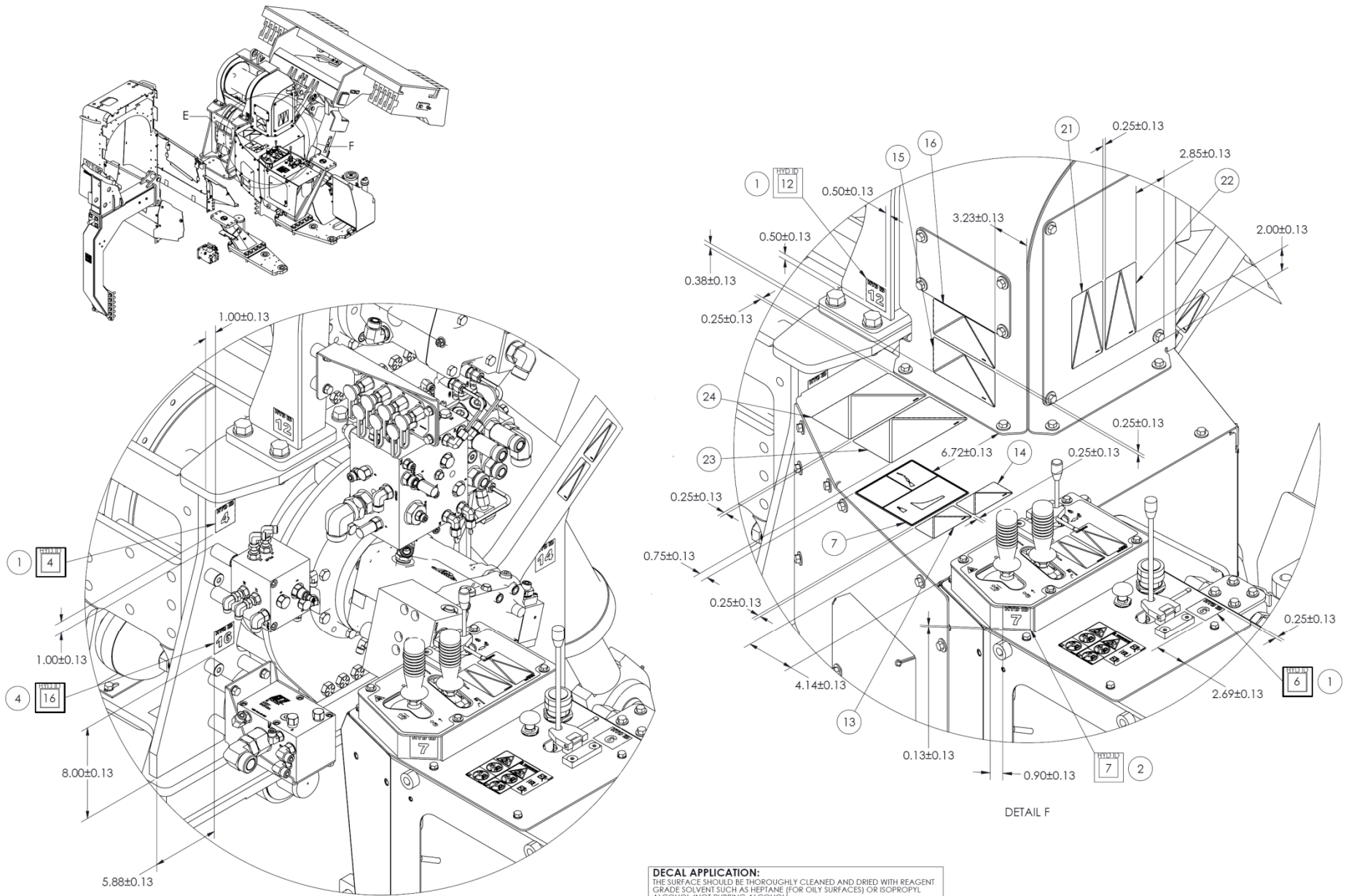
1 INSTALL ON TORQUE CONVERTER BELOW IMPLEMENT PUMP

3 NOT USED



BOOM STOP COVER HIDDEN FOR CLARITY

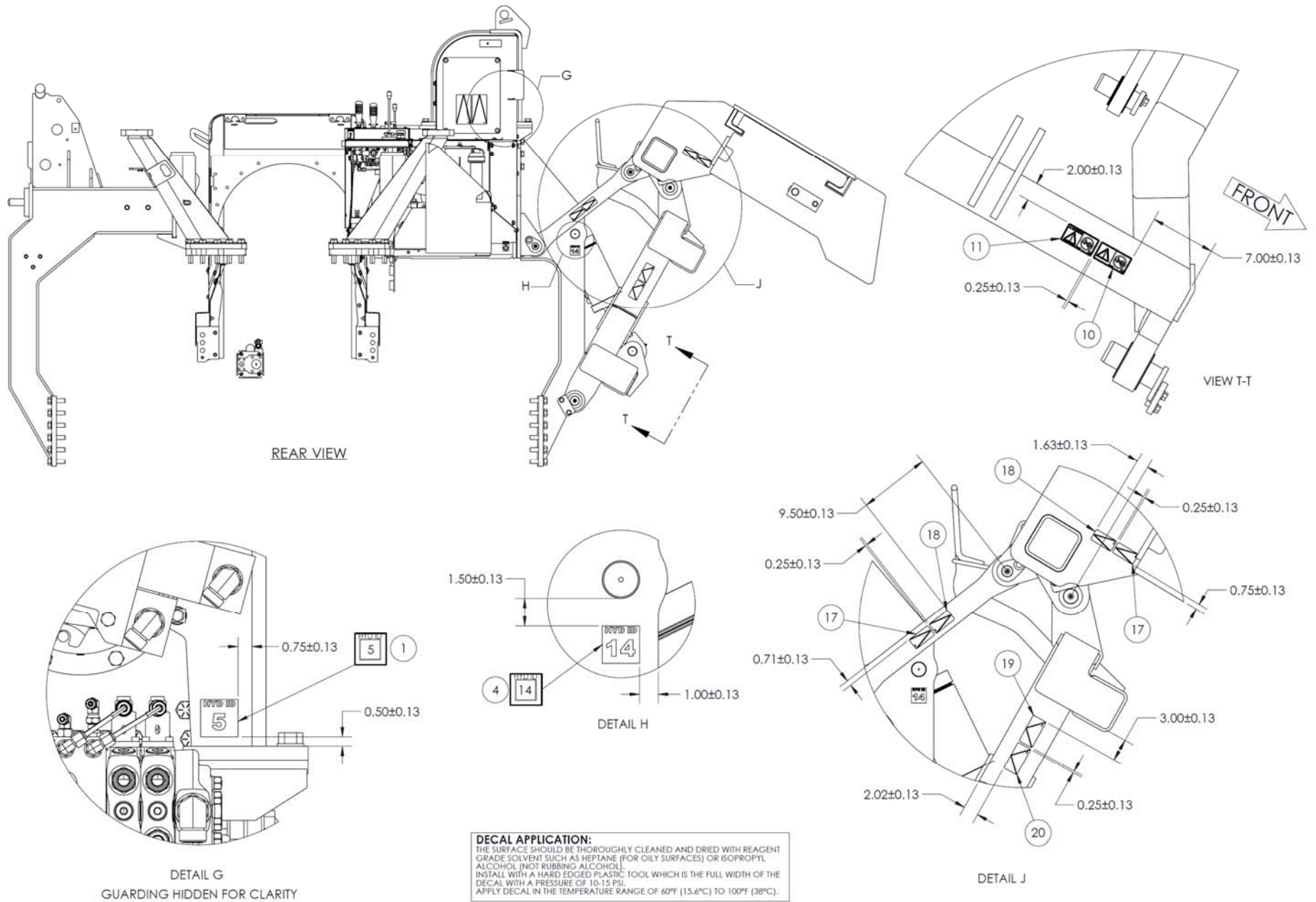


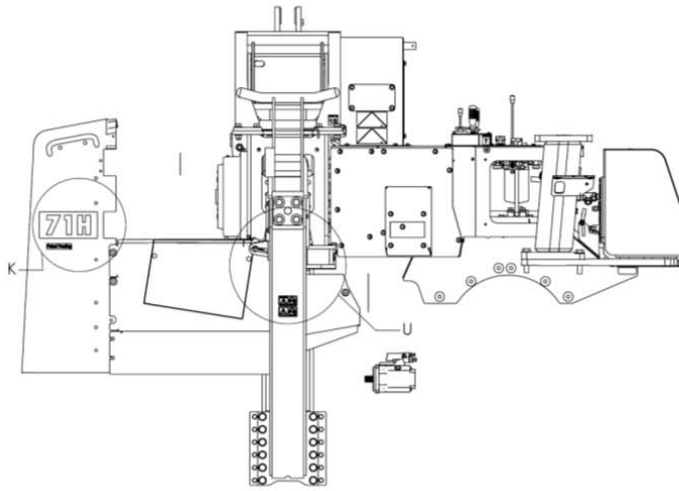


DETAIL E  
GUARDING HIDDEN FOR CLARITY

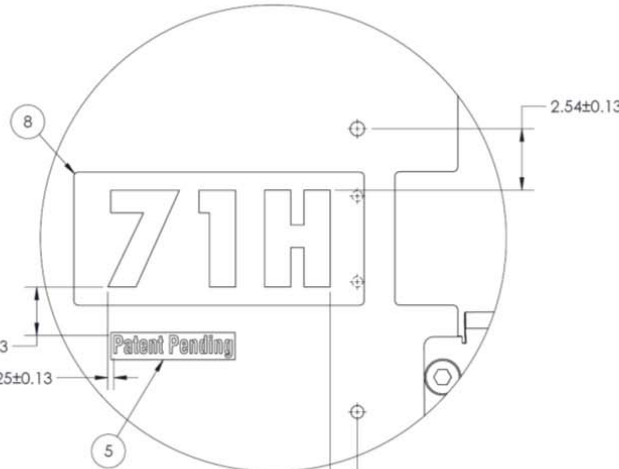
DETAIL F

**DECAL APPLICATION:**  
 THE SURFACE SHOULD BE THOROUGHLY CLEANED AND DRIED WITH REAGENT GRADE SOLVENT SUCH AS HEPTANE (FOR OILY SURFACES) OR ISOPROPYL ALCOHOL (NOT RUBBING ALCOHOL).  
 INSTALL WITH A HARD EDGED PLASTIC TOOL WHICH IS THE FULL WIDTH OF THE DECAL WITH A PRESSURE OF 10-15 PSI.  
 APPLY DECAL IN THE TEMPERATURE RANGE OF 60°F (15.6°C) TO 100°F (38°C).

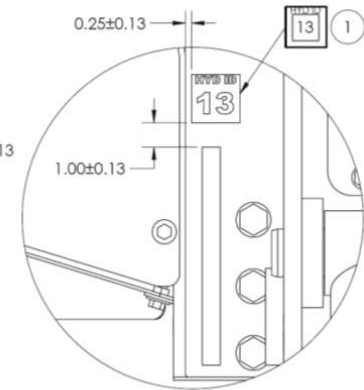




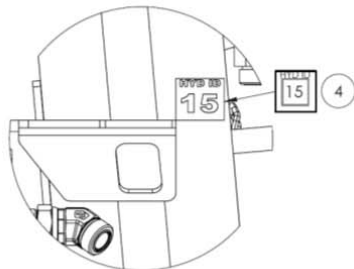
LH SIDE - CTWT NOT SHOWN



DETAIL K

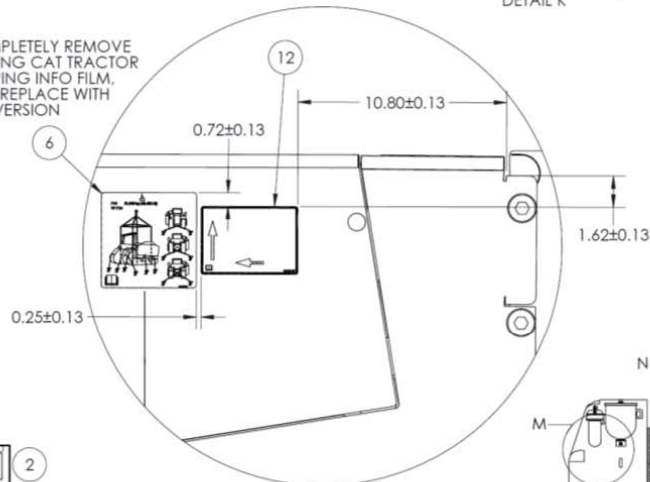


DETAIL P

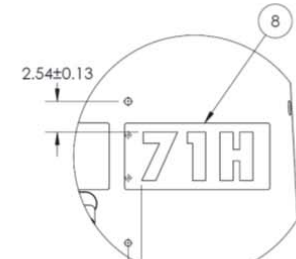


DETAIL N

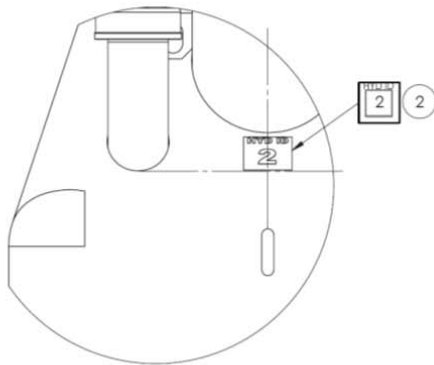
COMPLETELY REMOVE EXISTING CAT TRACTOR SHIPPING INFO FILM, AND REPLACE WITH 71H VERSION



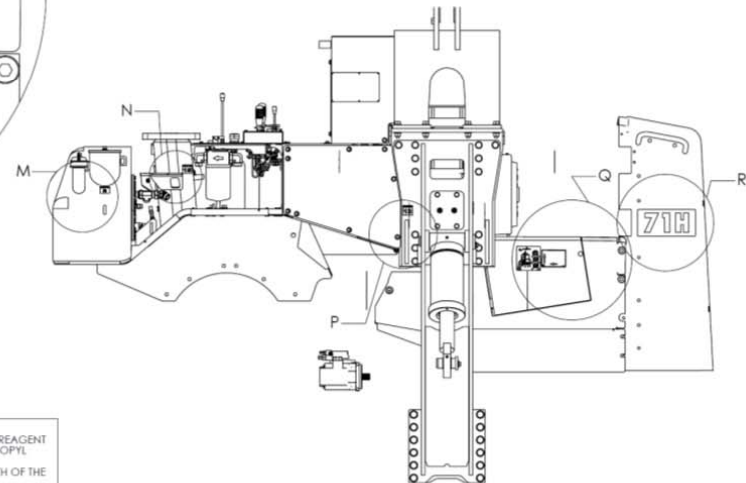
DETAIL Q



DETAIL R

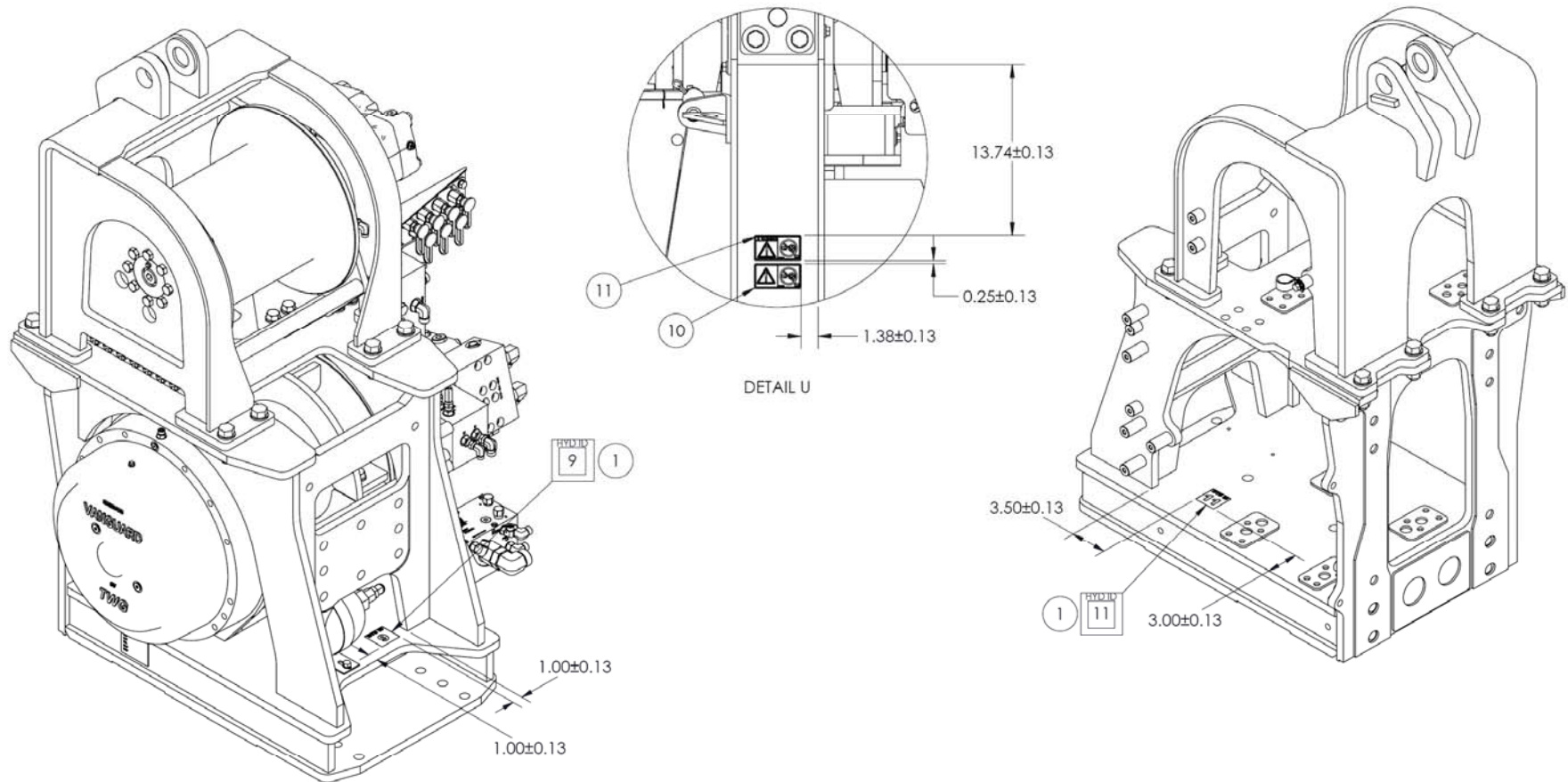


DETAIL M



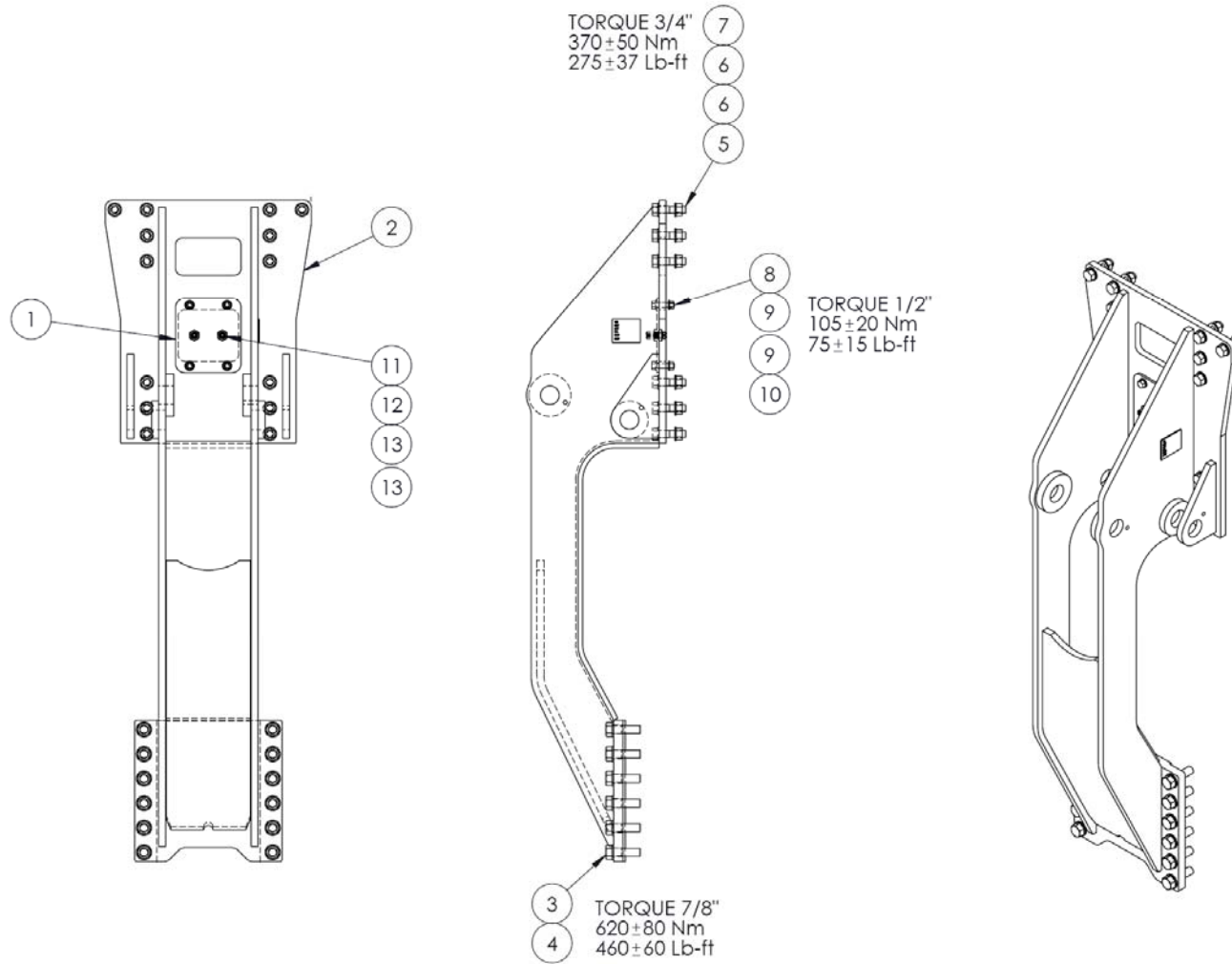
RH SIDE - CTWT NOT SHOWN

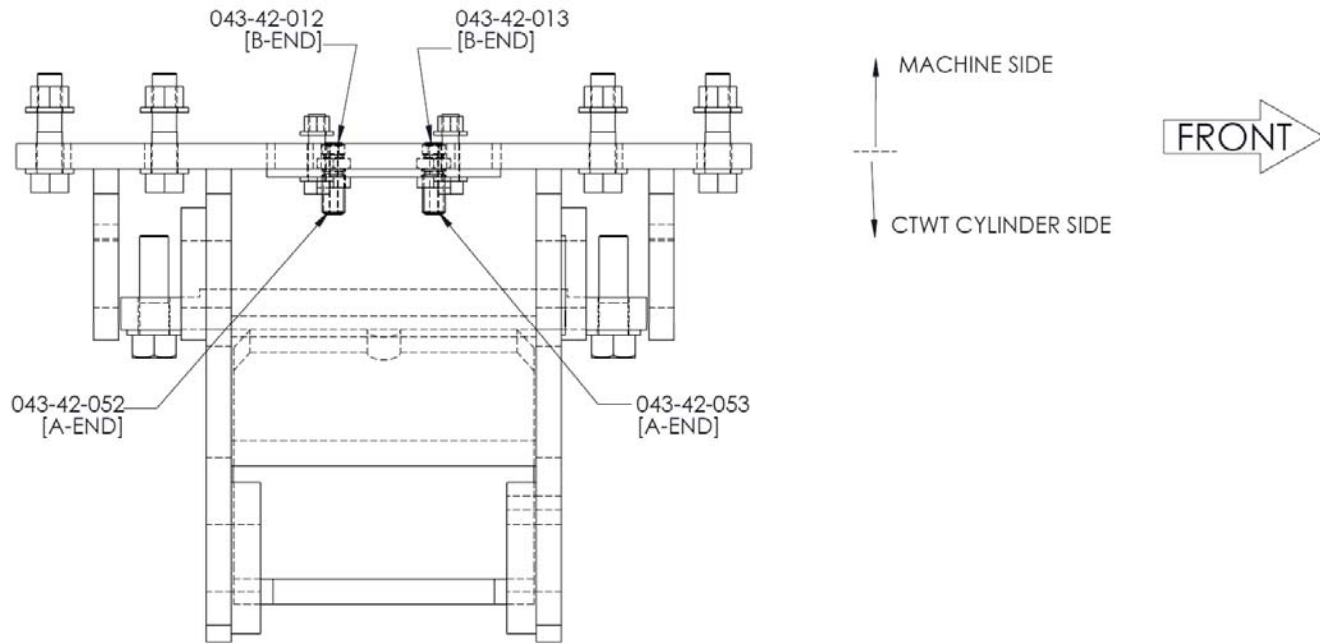
**DECAL APPLICATION:**  
 THE SURFACE SHOULD BE THOROUGHLY CLEANED AND DRIED WITH REAGENT GRADE SOLVENT SUCH AS HEPTANE (FOR OILY SURFACES) OR ISOPROPYL ALCOHOL (NOT RUBBING ALCOHOL).  
 INSTALL WITH A HARD EDGED PLASTIC TOOL WHICH IS THE FULL WIDTH OF THE DECAL WITH A PRESSURE OF 10-15 PSI.  
 APPLY DECAL IN THE TEMPERATURE RANGE OF 60°F (15.6°C) TO 100°F (38°C).





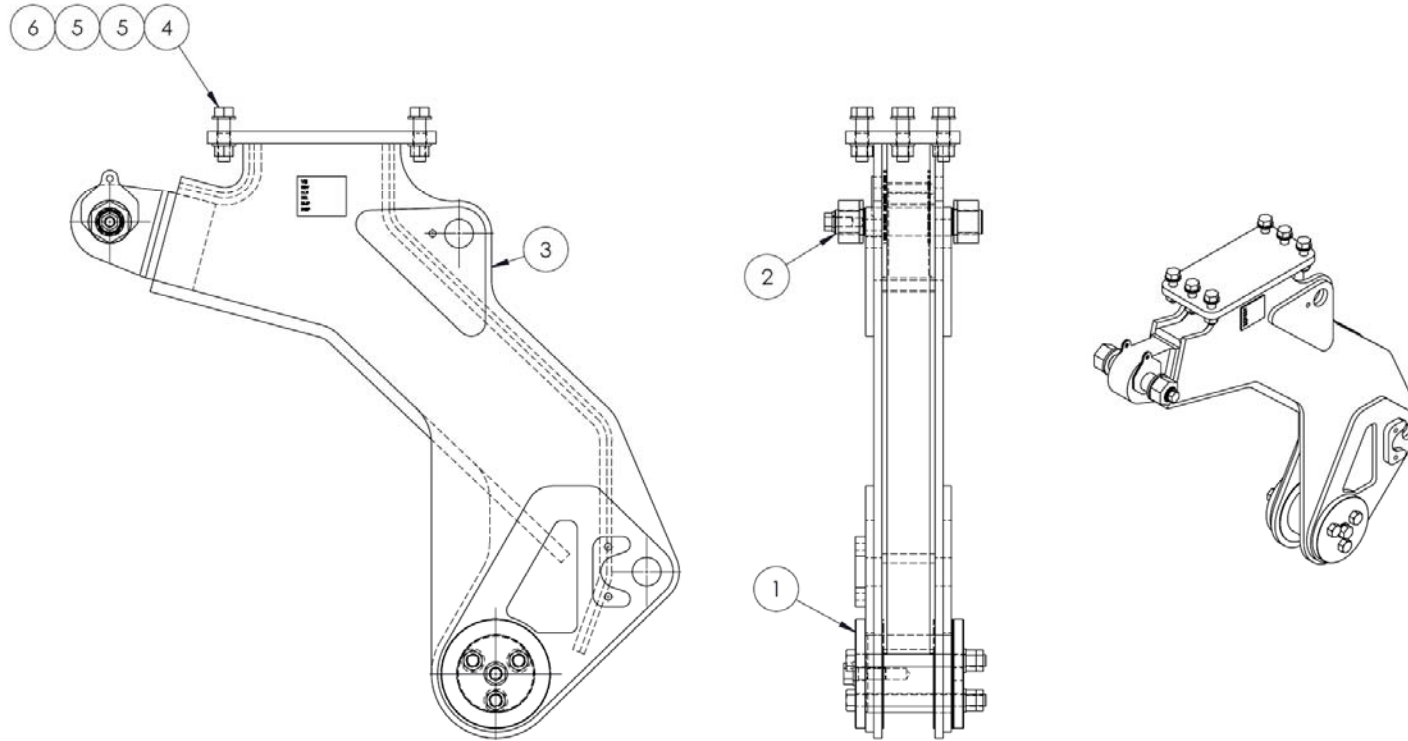
GP - DECALS - 71H			043-09-003
ITEM	QTY	PART NO	DESCRIPTION
1	1	030-09-009	FILM - HYD ID # 1, 3, 4, 5, 6, 9, 11, 12, 13
2	1	030-09-013	FILM - HYD ID # 2, 7
3	1	030-09-010	FILM - HYD ID # 8
4	1	035-09-005	FILM - HYD ID # 14, 15, 16
5	1	037-09-021	FILM - VEI MARK - PATENT PENDING
6	1	043-09-006	FILM - SHIP NOTICE (71H, VP71N)
7	1	043-09-007	FILM - LIFT CAPACITY 71H
8	2	043-09-008	FILM - ID - 71H
10	3	043-09-013	FILM-WARN INTL-NOT A TOW POINT
11	3	043-09-014	FILM-WARN US-NOT A TOW POINT
12	1	043-09-017	FILM - LIFT DOOR BACK & UP
13	2	CAT# 224-0554	FILM - WARNING (DO NOT OPERATE, READ OMM)
14	2	CAT# 247-6875	FILM - WARNING (DO NOT OPERATE, READ OMM U.S.)
15	1	CAT# 224-1379	FILM - WARNING (ELECTROCUTION)
16	1	CAT# 224-7736	FILM - DANGER (ELECTROCUTION U.S.)
17	4	CAT# 226-4862	FILM - WARN (CRUSH STAY BACK U.S.)
18	4	CAT# 226-4863	FILM - WARN (CRUSH STAY BACK)
19	2	CAT# 236-6099	FILM - WARN (CRUSH USE CTWT LATCH U.S.)
20	2	CAT# 236-6100	FILM - WARN (CRUSH USE CTWT LATCH)
21	1	CAT# 236-6106	FILM - WARN TILT (LIFT CAPACITY)
22	1	CAT# 236-6107	FILM - WARN TILT (LIFT CAPACITY U.S.)
23	1	CAT# 279-2271	FILM - WARNING (HIGH PRESSURE, ACCUMULATOR READ OMM)
24	1	CAT# 279-2272	FILM - WARNING (HIGH PRESSURE, ACCUMULATOR READ OMM, U.S.)





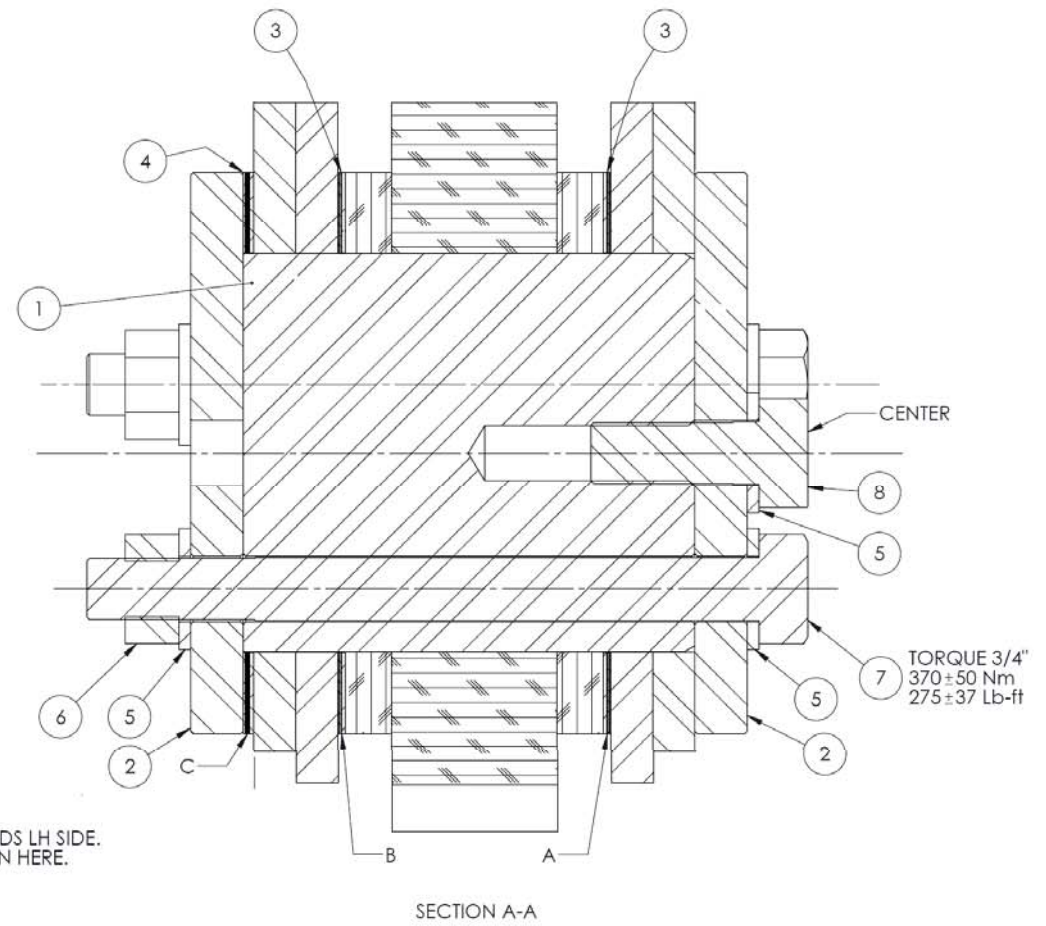
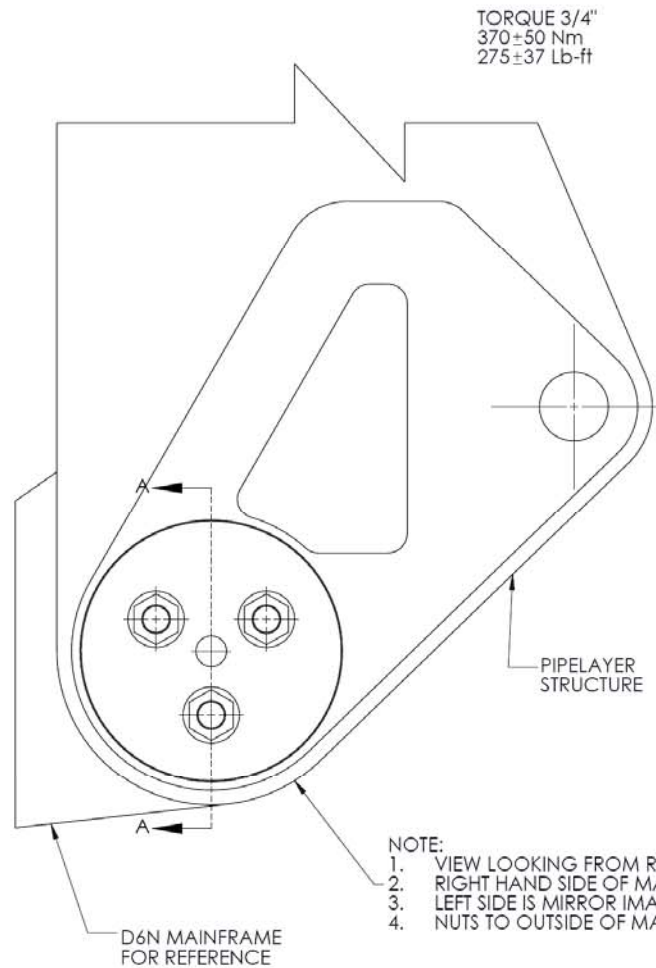
ITEM	QTY	PART NO	DESCRIPTION
1	1	043-10-033	PLT - RH FRAME - CWT CYL HOSE BULKHEAD
2	1	043-10-101	AS - RIGHT HAND FRAME - MACHINING
3	12	CAT# 7X-0384	HDW - BOLT - 7/8-9 UNC X 3.0 HEX
4	12	CAT# 8C-6913	HDW - WASHER 7/8"
5	14	CAT# 7X-0368	HDW - BOLT - 3/4-10 UNC X 3.0 HEX
6	28	CAT# 8T-4994	WASHER - 3/4 INCH - HARDENED
7	14	CAT# 6V-8182	NUT - 3/4-10 UNC HEX
8	4	CAT# 8T-4835	HDW - BOLT - 1/2-13 UNC X 2.0 HEX
9	8	CAT# 8T-4223	1/2", M12 WASHER FLAT, HARD, PLATED
10	4	CAT# 1K-6872	NUT, SELF LOCK 1/2-13NC
11	2	CAT# 6V-8994	FF - #6 ORFS BULKHEAD
12	2	CAT# 6V-9168	BULKHEAD NUT - #6 ORFS
13	4	CAT# 6V-8397	O-RING ORFS-6

TORQUE 3/4"  
370±50 Nm  
275±37 Lb-ft



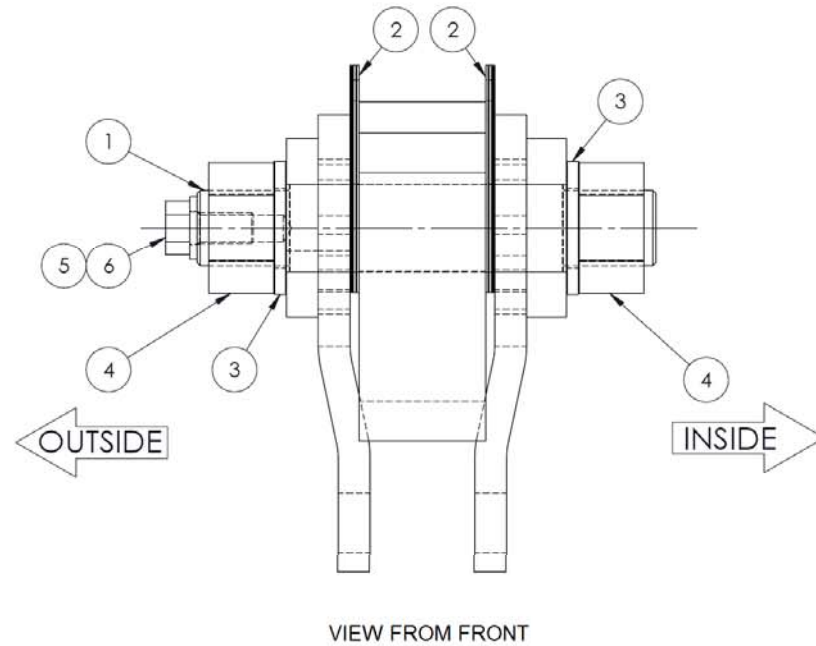
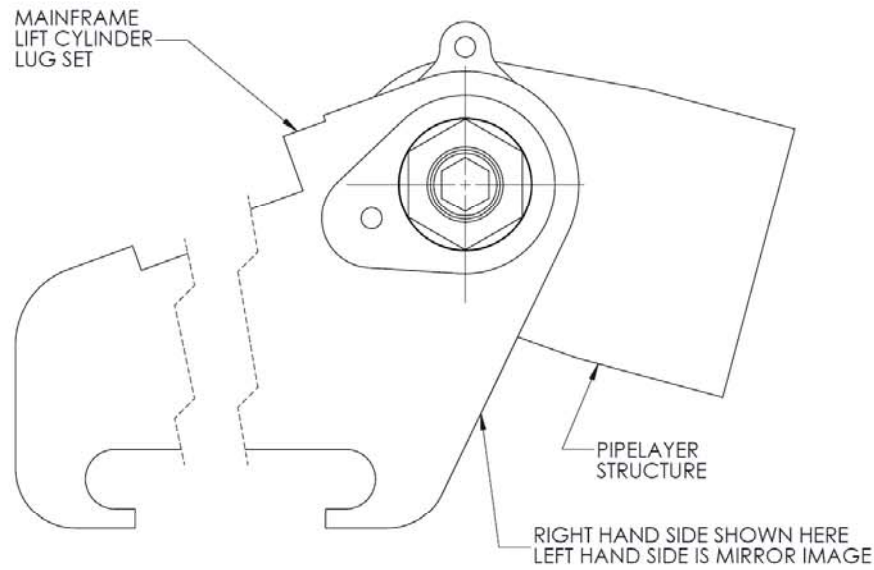
ITEM	QTY	PART NO	DESCRIPTION
1	1	043-10-113	AS - MAINFRAME LOWER CONNECTION
2	1	043-10-122	AS - MAINFRAME UPPER CONNECTION
3	1	043-10-130	AS - MAINFR MT - RHS - PIN RETAINER INSTALL
4	6	CAT# 8C-6857	BOLT - 3/4-10 X 2.75 UNC HEX
5	12	CAT# 8T-4994	WASHER - 3/4 INCH - HARDENED
6	6	CAT# 6V-8182	NUT - 3/4-10 UNC HEX

**NOTES:**



TWO REQUIRED PER MACHINE

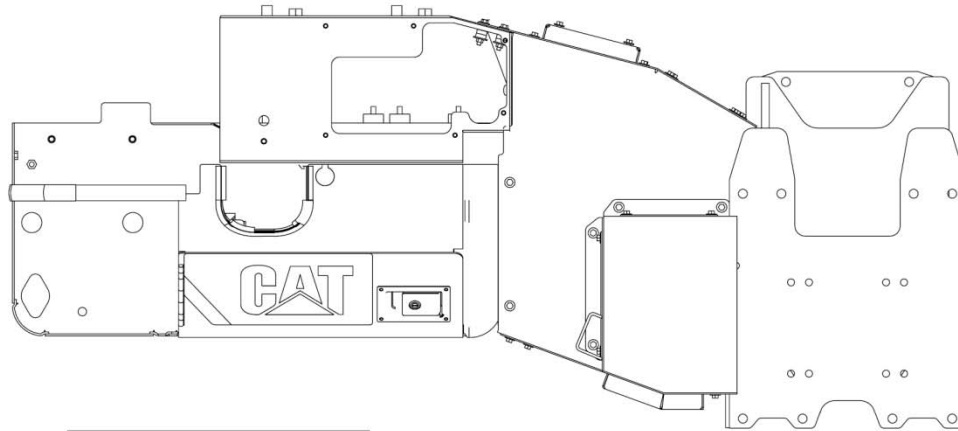
AS - MAINFRAME LOWER CONNECTION			043-10-113
ITEM	QTY	PART NO	DESCRIPTION
1	1	043-10-114	RB - LOWER MF CONNECTION - PIN
2	2	043-10-115	PLT - LOWER MF CONNECTION - RETAINER
3	2	043-10-116	AS - SHIM STACK #1 - MF CONN - INSIDE
4	1	043-10-119	AS - SHIM STACK #2 - MF CONN - OUTSIDE
5	7	CAT# 8T-4994	WASHER - 3/4 INCH - HARDENED
6	3	CAT# 6V-8182	NUT - 3/4-10 UNC HEX
7	3	CAT# 5P-4135	HDW - BOLT 0.75-10 UNC X 8.0 HEX
8	1	CAT# 7X-0366	HDW - BOLT - 3/4-10 UNC X 2.0 HEX



TWO REQUIRED PER MACHINE

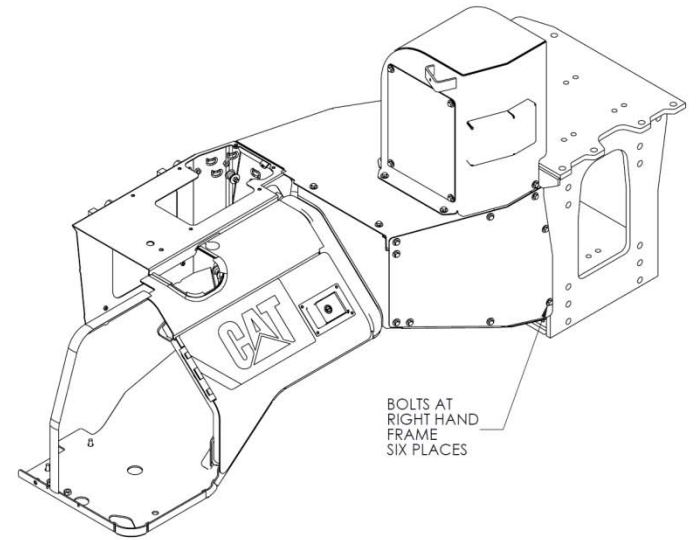
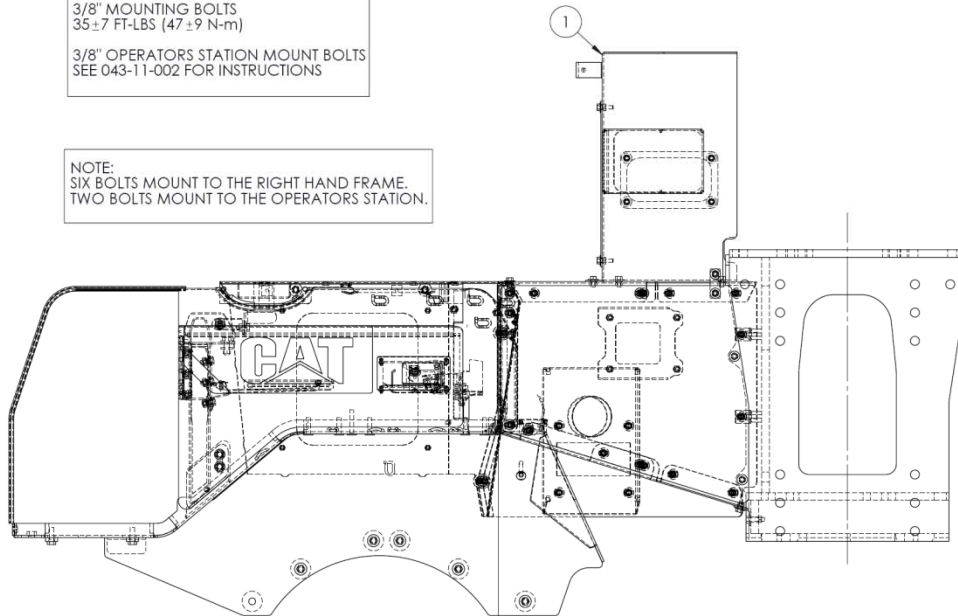
ITEM	QTY	PART NO	DESCRIPTION
1	1	043-10-123	RB - UPPER MF CONNECTION - PIN
2	2	043-10-124	AS - SHIM STACK - MF UPPER CONN
3	2	CAT# 7X-0537	HDW - WASHER, HARD - 1.5"
4	2	CAT# 8H-3390	NUT - FULL - 1-1/2-12 THD
5	1	CAT# 8T-4122	HDW - WASHER 5/8
6	1	CAT# 7X-0343	HDW - BOLT - 5/8-11 UNC X 1.25 HEX



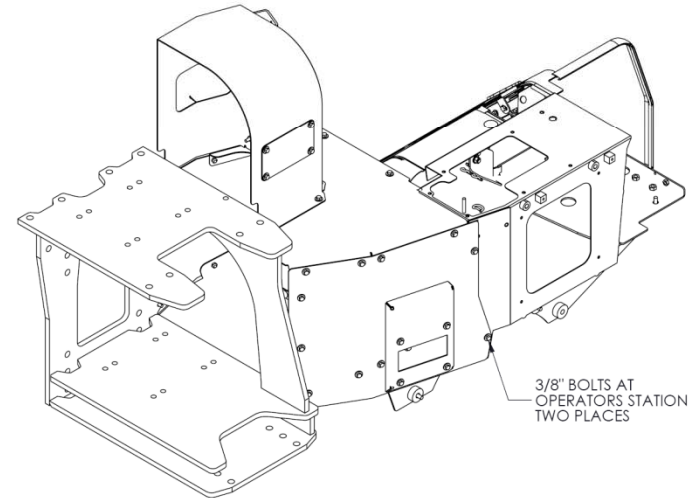


TORQUE CHART:  
 3/8" MOUNTING BOLTS  
 35 ± 7 FT-LBS (47 ± 9 N-m)  
 3/8" OPERATORS STATION MOUNT BOLTS  
 SEE 043-11-002 FOR INSTRUCTIONS

NOTE:  
 SIX BOLTS MOUNT TO THE RIGHT HAND FRAME.  
 TWO BOLTS MOUNT TO THE OPERATORS STATION.

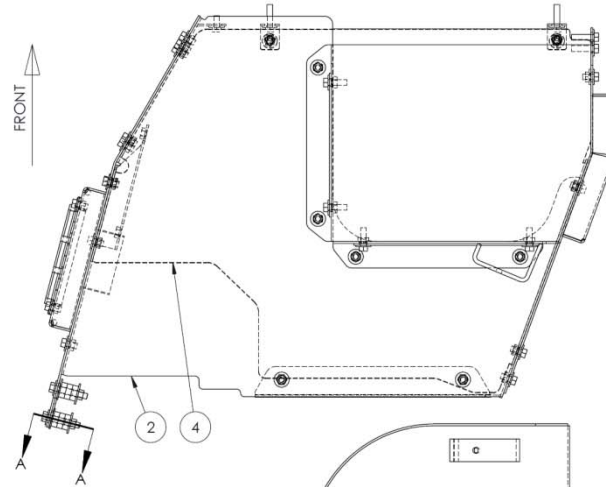
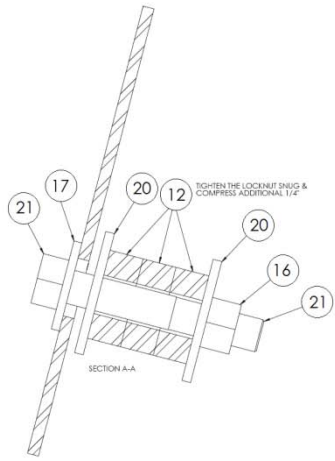


BOLTS AT  
 RIGHT HAND  
 FRAME  
 SIX PLACES



3/8" BOLTS AT  
 OPERATORS STATION  
 TWO PLACES

ITEM	QTY	PART NO	DESCRIPTION
1	1	043-11-002	AS - GUARDING - WINCHES



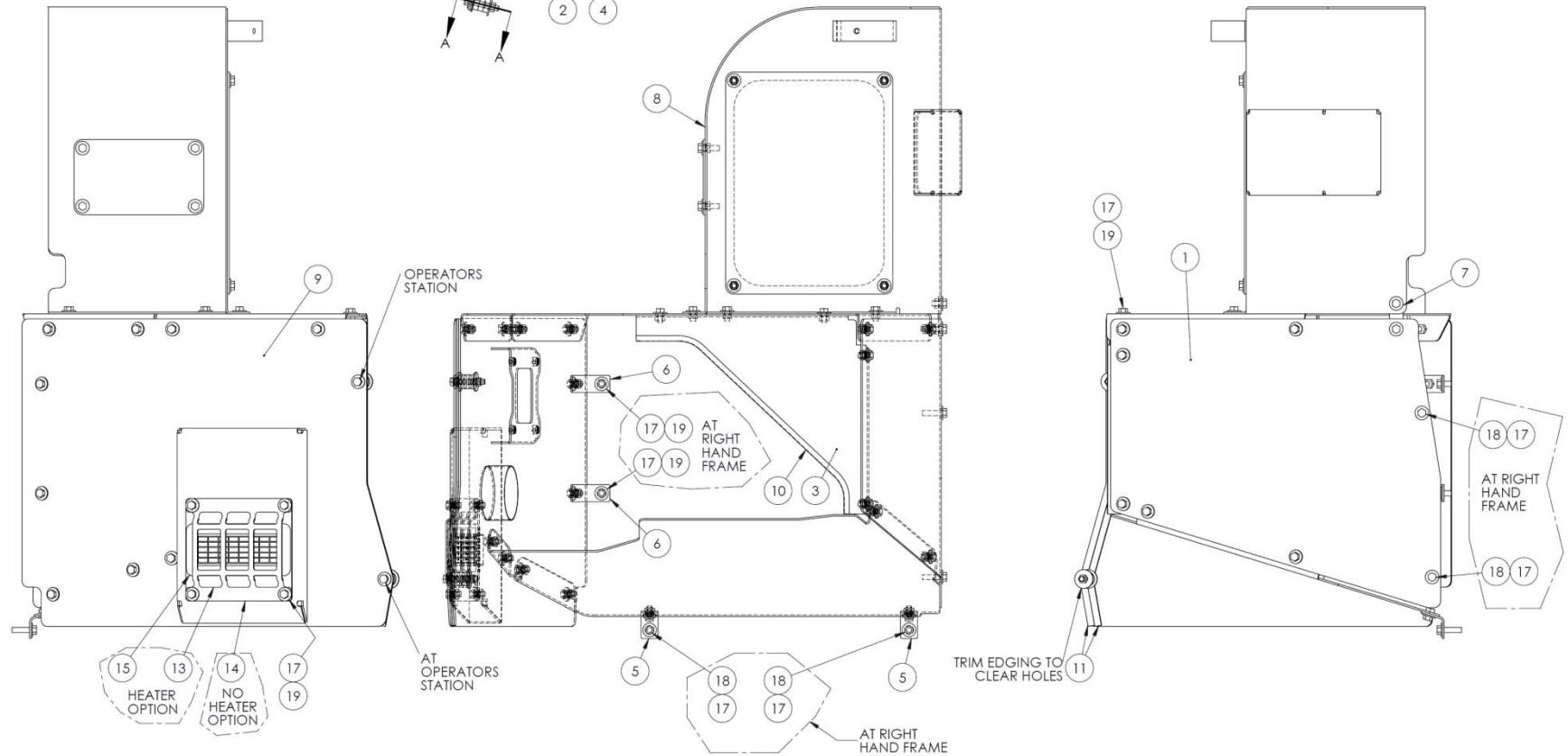
TORQUE CHART:

3/8" MOUNTING BOLTS  
35 ± 7 FT-LBS (47 ± 9 N-m)

3/8" OPERATORS STATION MOUNT BOLTS  
SEE SECTION A FOR INSTRUCTIONS

NOTE:

SIX BOLTS MOUNT TO THE RIGHT HAND FRAME.  
TWO BOLTS MOUNT TO THE OPERATORS STATION.

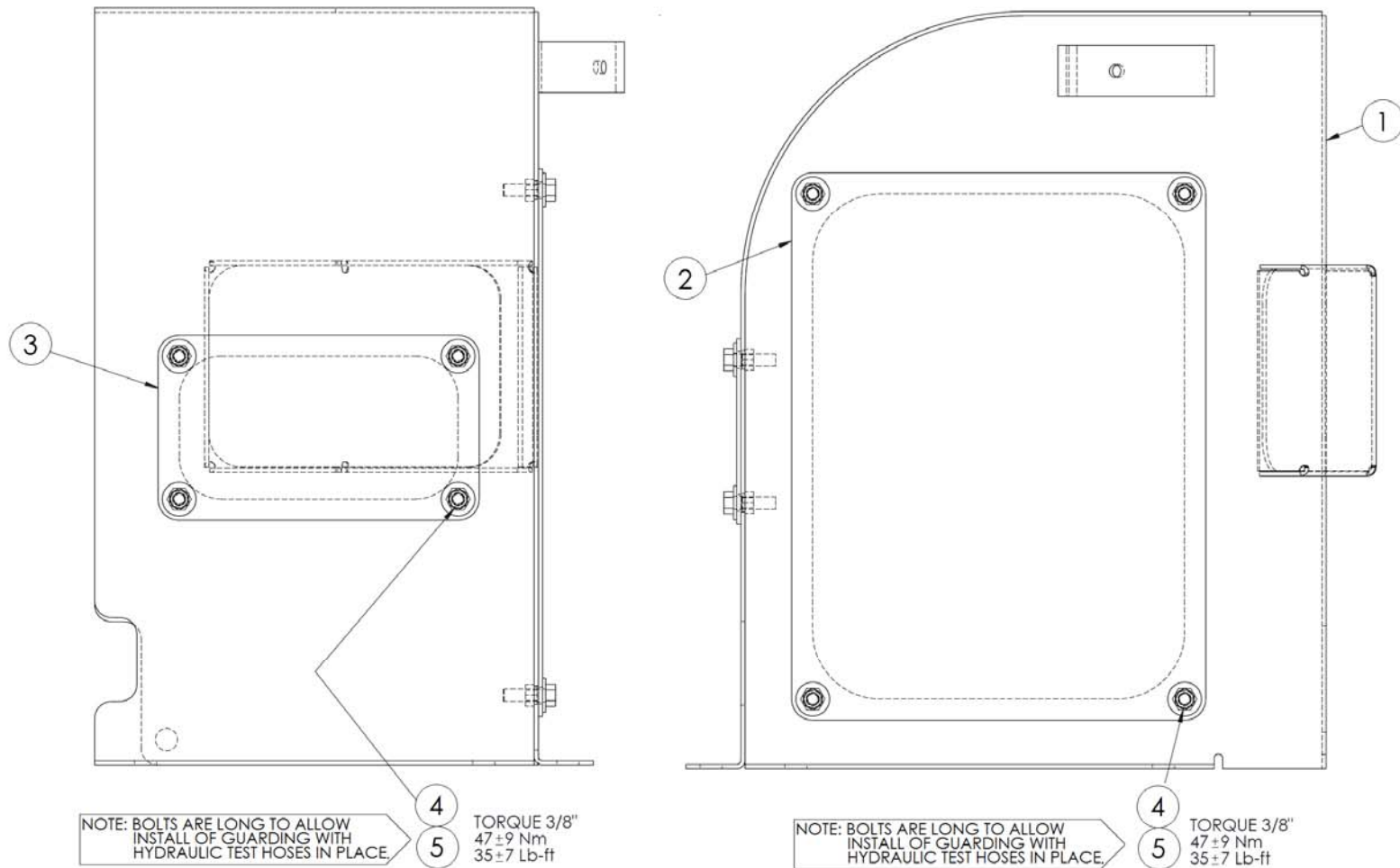


AS - GUARDING - WINCHES			043-11-002
ITEM	QTY	PART NO	DESCRIPTION
1	1	043-11-003	PLT - GUARDING - RIGHT SIDE PANEL
2	1	043-11-005	AS - GUARDING - UPPER PANEL
3	1	043-11-007	AS - GUARDING - REAR PANEL
4	1	043-11-009	AS - GUARDING - LOWER PANEL
5	2	043-11-011	PLT - BRACKET #1
6	2	043-11-012	AS - BRACKET #2
7	1	043-11-014	AS - BRACKET #3
8	1	043-11-024	AS - GUARDING - BOOM MOTOR - ASSEMBLY
9	1	043-11-025	AS - GUARDING - LEFT SIDE PANEL
10	1	043-11-034	HDWM - VINYL EDGE PUSH - 24IN
11	2	043-11-035	HDWM - VINYL EDGE GLUE - 24IN
12	6	043-14-100	HDWM - C-40 ISOLATOR
13	*1	046-11-037	PLT - HEAT VENT GUARD
14	**1	046-11-038	PLT - HEAT VENT COVER - NO HEATER OPTION
15	*1	046-16-012	HDWM - HEATER LOUVER
16	2	CAT# 2K-4973	HDW - LOCK NUT 3/8"
17	38	CAT# 4B-5271	HDW - USS WASHER 3/8"
18	4	CAT# 4L-9337	BOLT - 3/8-16 X 1.5 UNC HEX
19	32	CAT# 5M-3062	BOLT - 3/8-16 X 3/4 UNC HEX
20	4	CAT# 6V-8513	HDW - WASHER 11X35X2.5MM THK
21	2	CAT# 8T-9377	BOLT - 3/8 -16 UNC X 2.25 LG HEX

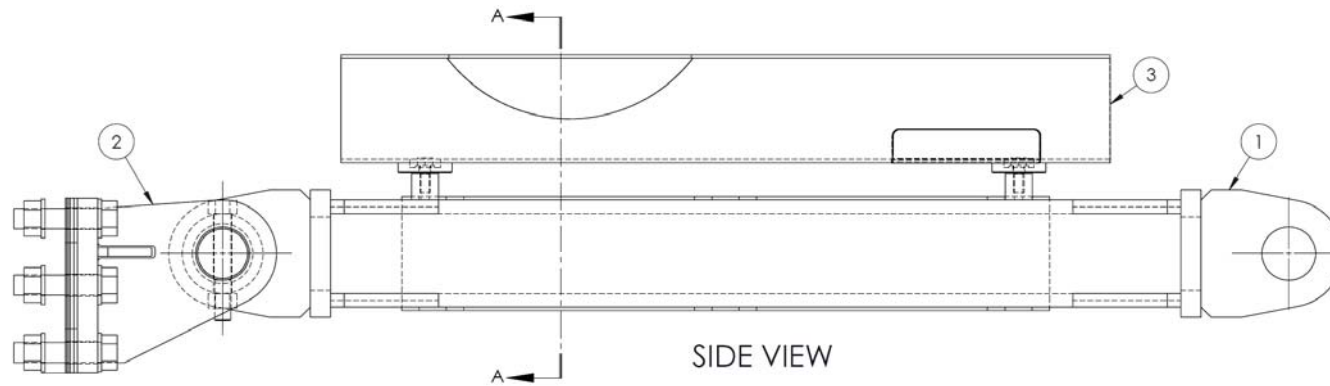
\* USE FOR "HEATER" OPTION

\*\* USE FOR "NO HEATER" OPTION

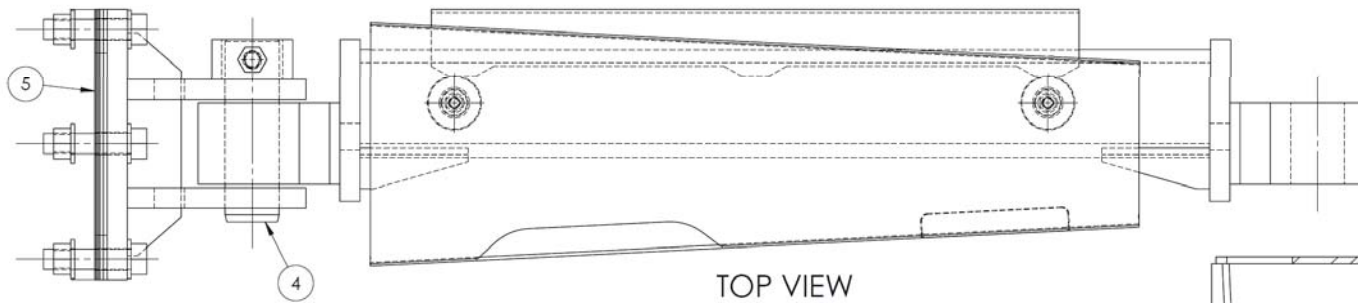
## NOTES



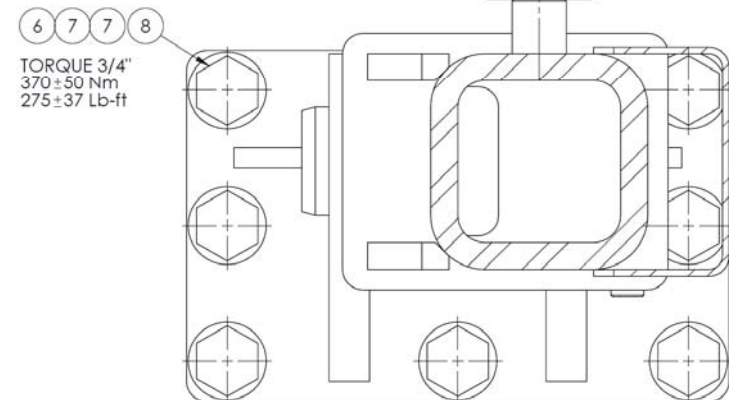
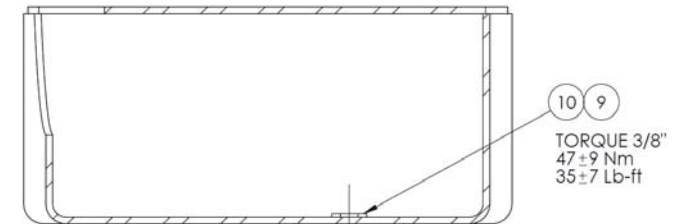
ITEM	QTY	PART NO	DESCRIPTION
1	1	043-11-016	AS - GUARDING - BOOM MOTOR - FABRICATION
2	1	043-11-021	PLT - GUARDING - BOOM MOTOR - ACCESS COVER
3	1	043-11-023	PLT - GUARDING - BOOM MOTOR - ACCESS COVER
4	8	CAT# 9B-7237	HDW - BOLT-3/8-16UNCx1.25 HEX
5	8	CAT# 4B-5271	HDW - USS WASHER 3/8"



SIDE VIEW

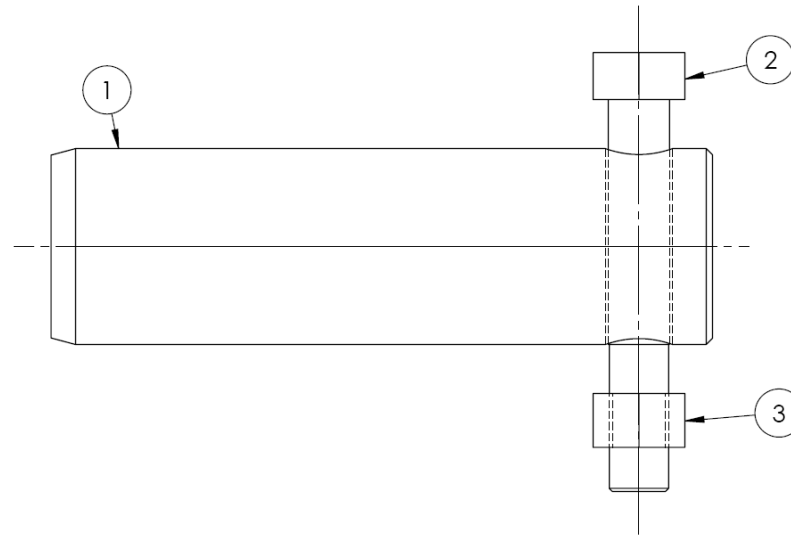


TOP VIEW



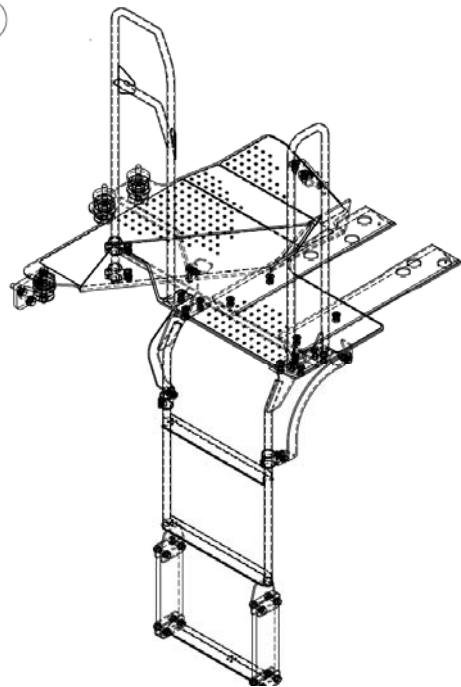
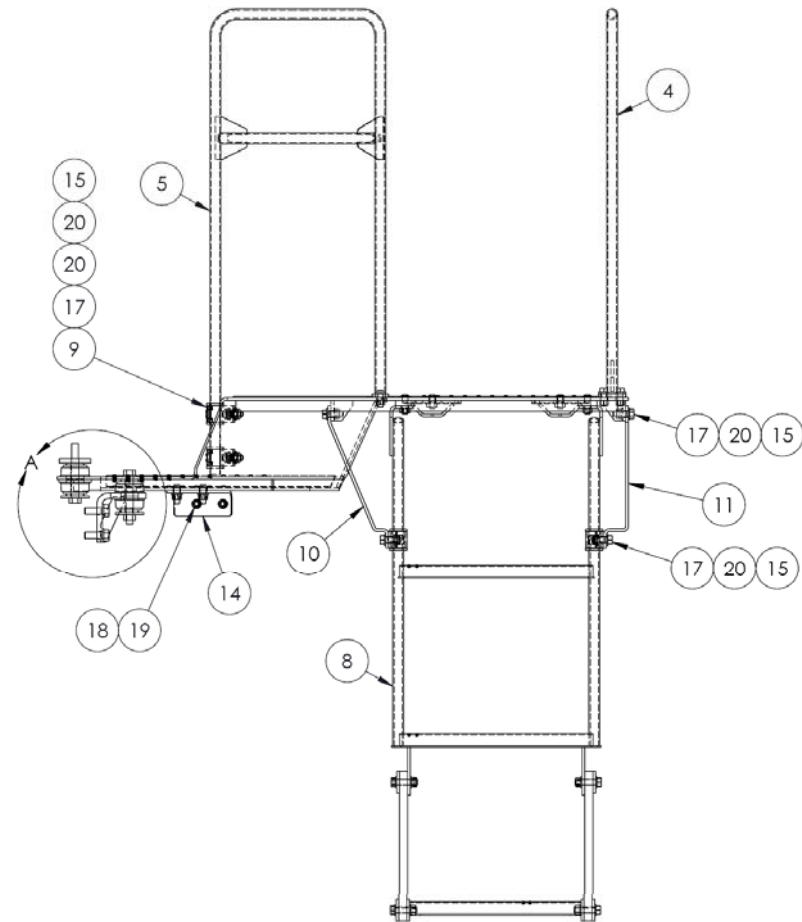
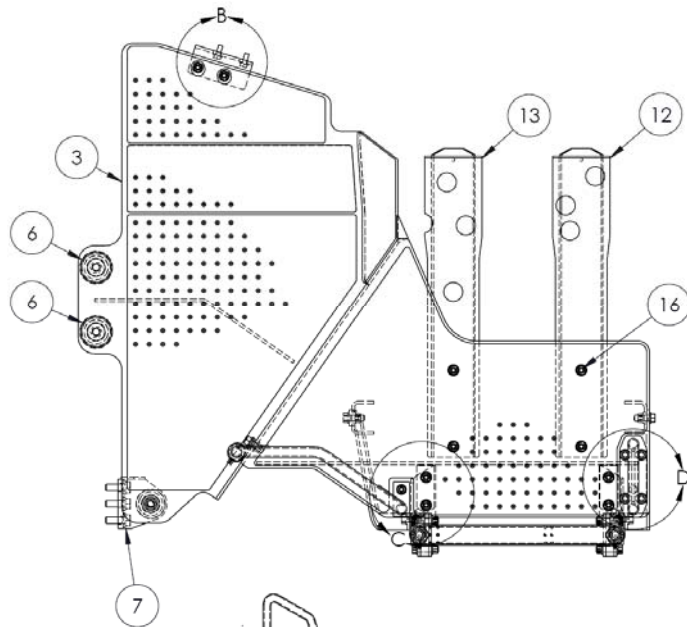
APPLY LOCTITE 242 (BLUE)  
TO ALL 3/8 AND 3/4 BOLTS

GP - CROSSMEMBER - TIER 4i			043-12-011
ITEM	QTY	PART NO	DESCRIPTION
1	1	043-12-012	AS - CROSSMEMBER - MACHINING
2	1	043-12-020	AS - CROSSMEMBER LUG SET - MACHINING
3	1	043-12-025	AS - CABLE TRAY FABRICATION
4	1	043-12-029	AS - PIN ASSEMBLY - CROSSMEMBER
5	1	043-12-031	AS - SHIM STACK - AT RHFRAME
6	8	CAT# 6V-8182	NUT - 3/4-10 UNC HEX
7	16	CAT# 8T-4994	WASHER - 3/4 INCH - HARDENED
8	8	CAT# 7X-0369	BOLT - 3/4-10 X 3.25 UNC HEX
9	2	CAT# 8T-4896	WASHER - 3/8 IN - FLAT HARD
10	2	CAT# 4L-6454	HDW - BOLT 3/8 -16 X 1"

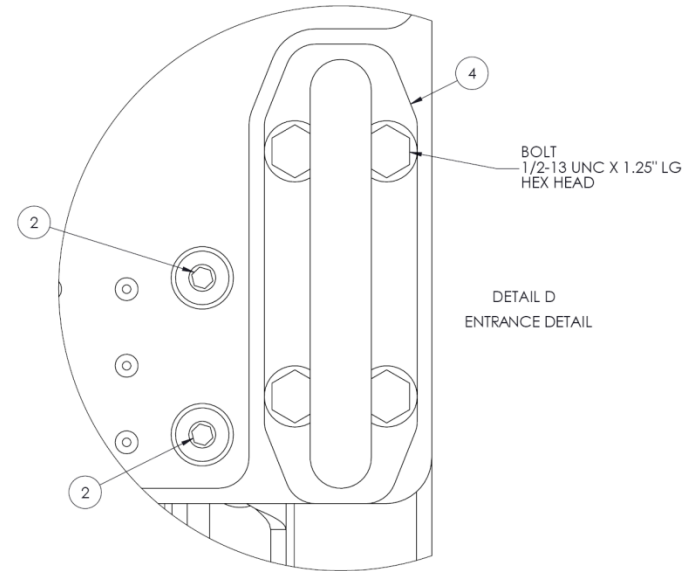
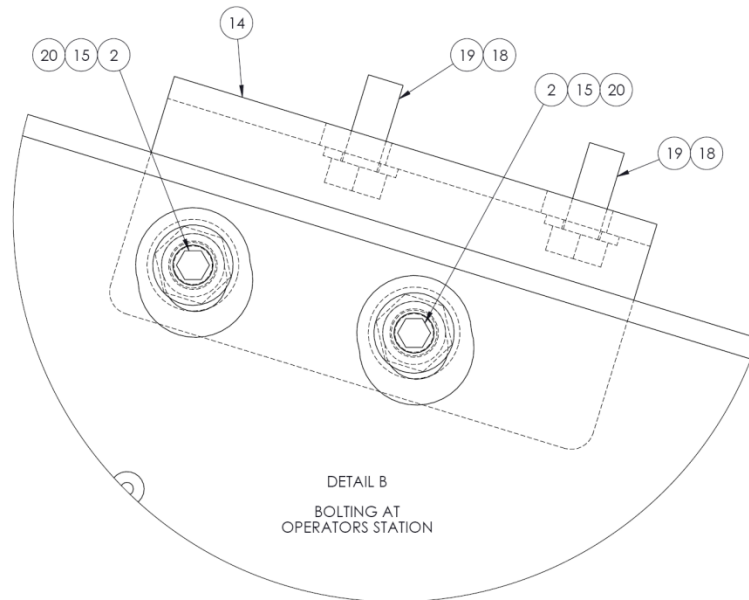
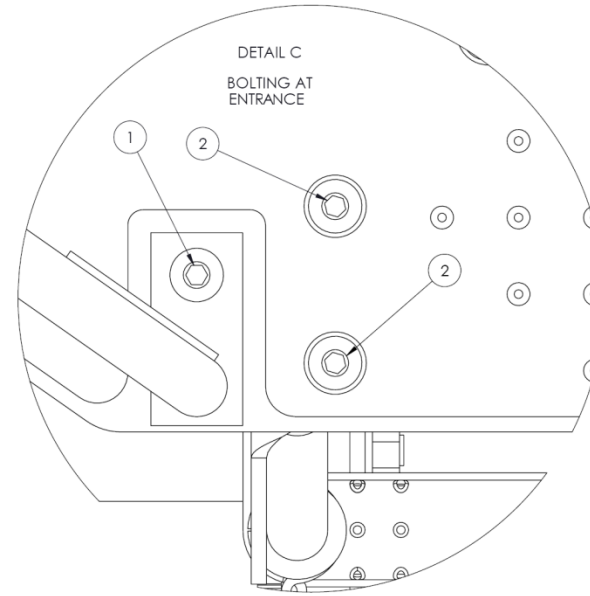
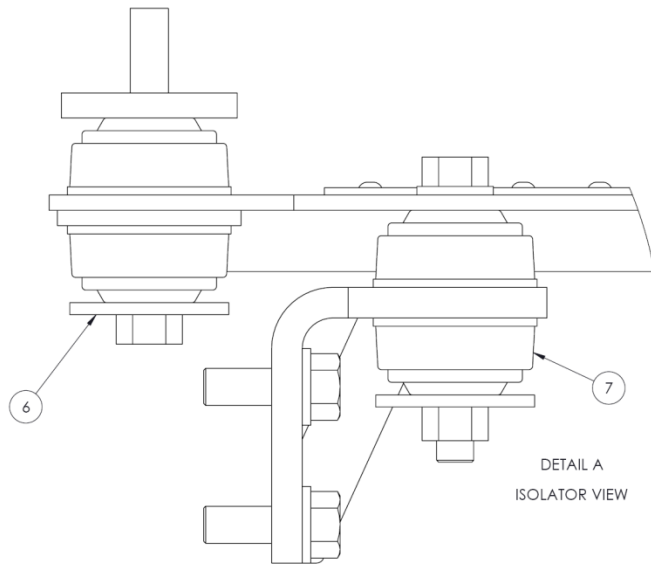


ITEM	QTY	PART NO	DESCRIPTION
1	1	043-12-030	RB - PIN (Ø2.000 x 6.750 LNG)
2	1	CAT# 7X-0352	HDW - BOLT - 5/8-11 UNC X 4.0 HEX
3	1	CAT# 3K-2889	HDW - LOCKNUT - 5/8-11 THD

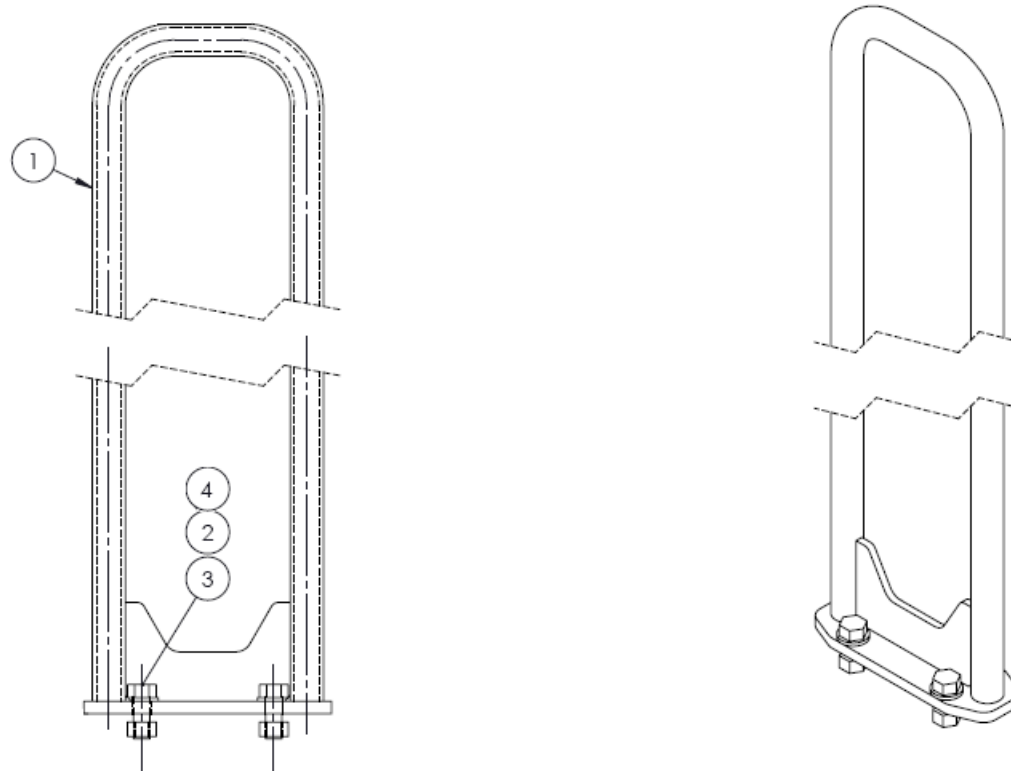




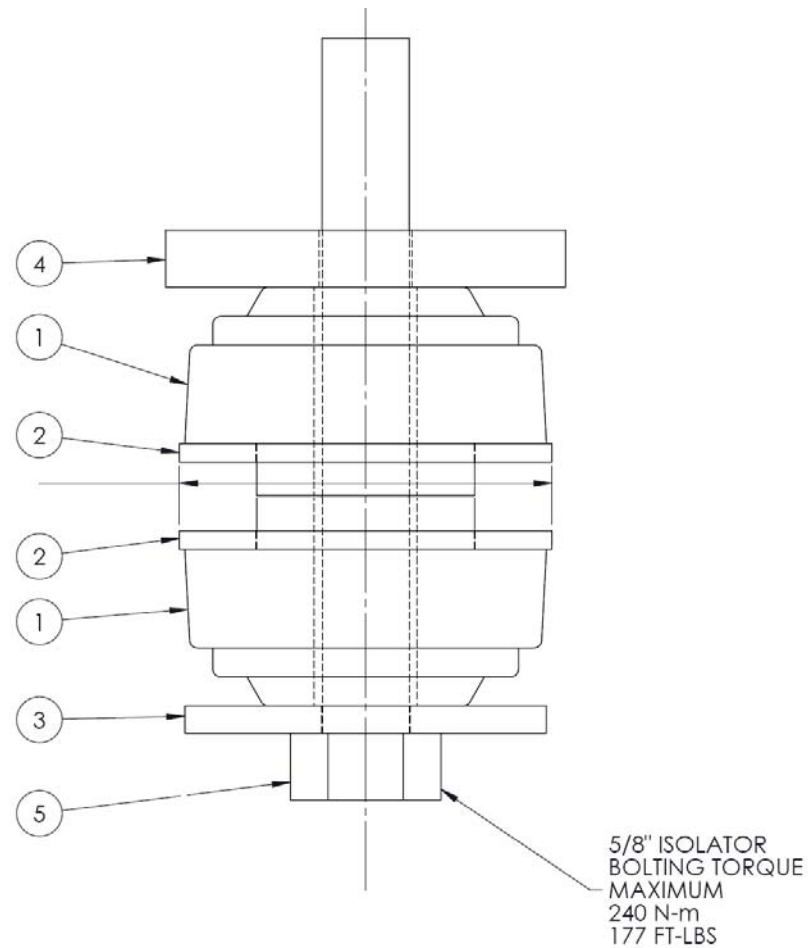
TORQUE CHART:  
 5/8" ISOLATOR BOLTS - MAXIMUM TORQUE 177 FT-LBS (240 N-m)  
 5/8" MOUNTING BOLTS 160±30 FT-LBS (215±40 N-m)  
 1/2" BUTTON HEAD 75±15 FT-LBS (105±20 N-m)  
 M10 OPERATORS STATION MOUNT BOLTS 40±7 FT-LBS (55±10 N-m)



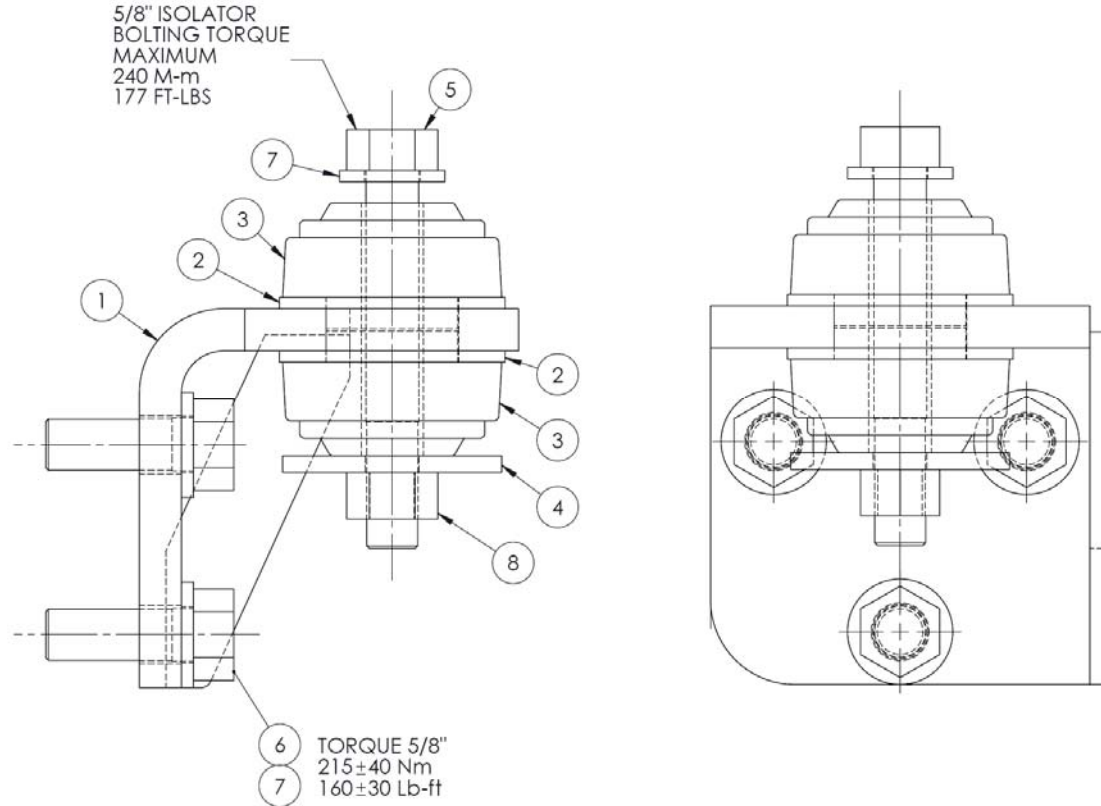
AS - (T4i) MACHINE ACCESS			043-14-073
ITEM	QTY	PART NO	DESCRIPTION
1	1	006-12-001	HDW - BUTTON HEAD SOCKET CAPSCREW 1/2-13 UNC X 1.25 LG
2	6	006-12-002	HDW - BUTTON HEAD SOCKET CAPSCREW 1/2-13 UNC X 1.50 LG
3	1	043-14-003	AS - MACHINE ACCESS - PLATFORM FABRICATION
4	1	043-14-014	AS - HANDRAIL
5	1	043-14-019	AS - HANDRAIL
6	2	043-14-022	AS - ISOLATOR ASSEMBLY #1
7	1	043-14-024	AS - ISOLATOR ASSEMBLY #2
8	1	043-14-028	AS - LADDER
9	4	043-14-031	AS - HANDRAIL ISOLATOR
10	1	043-14-038	PLT - LADDER STIFFENER - FRONT
11	1	043-14-039	PLT - LADDER STIFFENER - REAR
12	1	043-14-064	AS - RR WALKWAY BEAM
13	1	043-14-067	AS - FR WALKWAY BEAM
14	1	043-14-071	PLT - PLATFORM MT BRKT
15	8	CAT# 1K-6872	NUT, SELF LOCK 1/2-13NC
16	4	CAT# 2J-1712	HDW - BUTTON HEAD SOCKET CAPSCREW 1/2-13 UNC X 1.0 LG
17	6	CAT# 5P-2566	HDW - BOLT - 1/2-13 UNC X 1.5 HEX
18	2	CAT# 8T-4121	HDW - WASHER M10
19	2	CAT# 8T-4136	HDW - BOLT M10X1.5X25
20	14	CAT# 8T-4223	1/2", M12 WASHER FLAT, HARD, PLATED



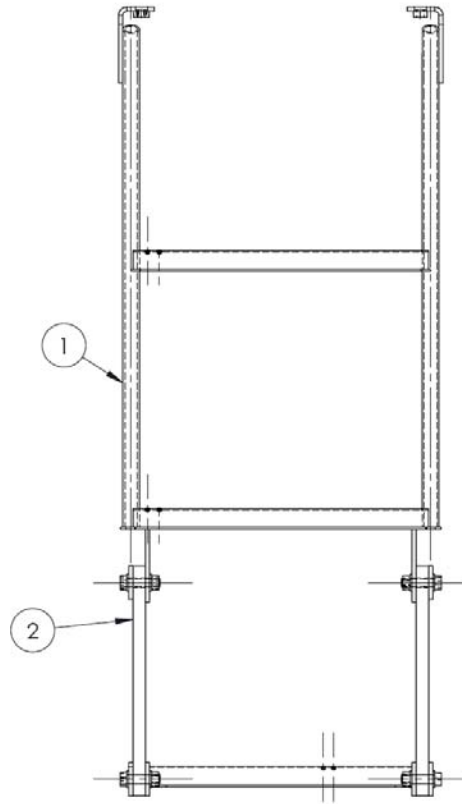
ITEM	QTY	PART NO	DESCRIPTION
1	1	043-14-015	AS - HANDRAIL FABRICATION
2	4	CAT# 8T-4223	1/2", M12 WASHER FLAT, HARD, PLATED
3	4	CAT# 8T-8917	CAPSCREW-HEX HD-PLATED 1/2-13UNC X 1-1/4 LNG
4	4	CAT# 1K-6872	NUT, SELF LOCK 1/2-13NC



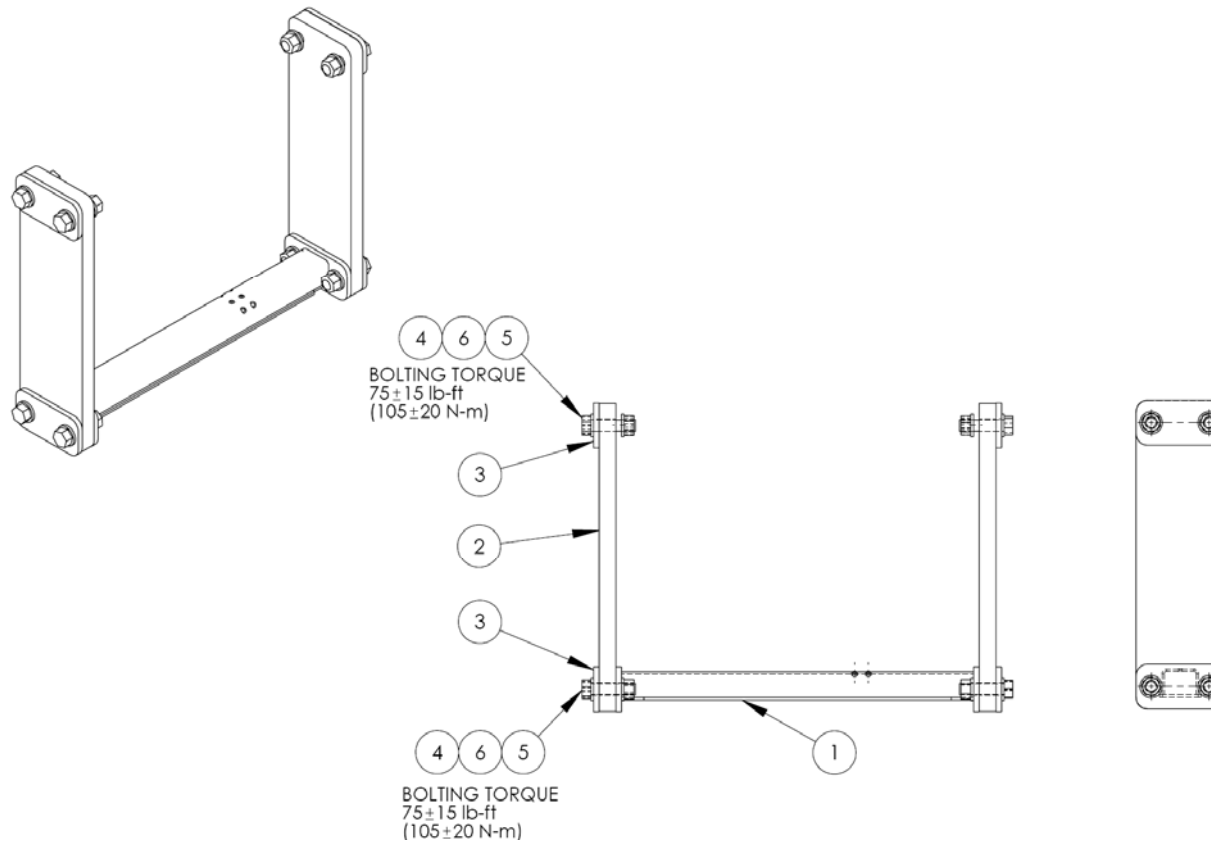
ITEM	QTY	PART NO	DESCRIPTION
1	2	046-45-002	AS - VIBRATION ISOLATOR - MDS MOUNTING
2	2	046-14-020	PLT - WASHER - ISOLATOR FRONT ISO MOUNT
3	1	046-45-003	HDWM - ISOLATOR WASHER - 5MM THICK, 16.2MM ID, 66MM OD
4	1	043-14-023	PLT - ISOLATOR #1 - CUSTOM SPACER
5	1	CAT# 7X-0356	CAPSCREW-HEX HD-PLATED 5/8-11 X 5 LNG



ITEM	QTY	PART NO	DESCRIPTION
1	1	043-14-025	AS - ISOLATOR MOUNT FABRICATION
2	2	046-14-020	PLT - WASHER - ISOLATOR FRONT ISO MOUNT
3	2	046-45-002	AS - VIBRATION ISOLATOR - MDS MOUNTING
4	1	046-45-003	HDWM - ISOLATOR WASHER - 5MM THICK, 16.2MM ID, 66MM OD
5	1	CAT# 7X-0354	HDW - BOLT - 5/8-11 UNC X 4.5 HEX
6	3	CAT# 7X-0345	BOLT - 5/8-11 X 1.75 UNC HEX
7	4	CAT# 8T-4122	HDW - WASHER 5/8
8	1	CAT# 3K-2889	HDW - LOCKNUT - 5/8-11 THD

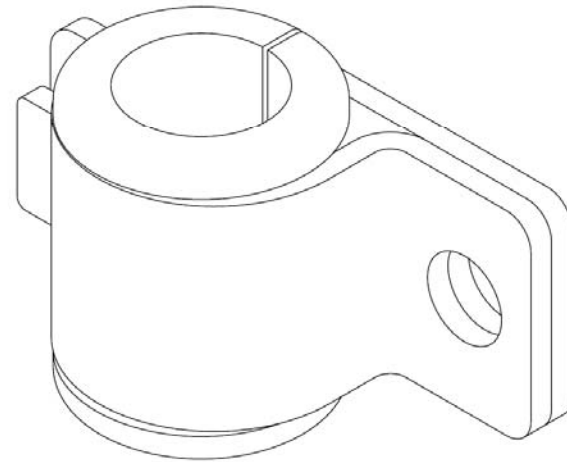
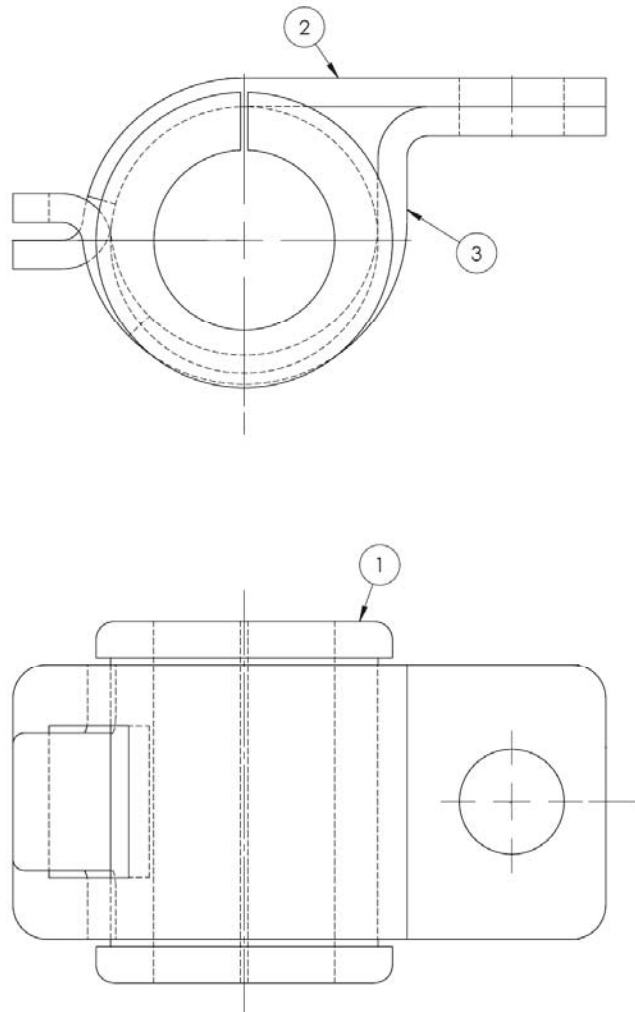


ITEM	QTY	PART NO	DESCRIPTION
1	1	043-14-032	AS - LADDER AS (WIDE BOTTOM STEP)
2	1	043-14-033	AS - FLEX LADDER RUNG (WIDE)



ITEM	QTY	PART NO	DESCRIPTION
1	1	043-14-034	AS – FLEX STEP RUNG (WIDE)
2	2	040-14-025	BELT
3	4	040-14-032	PLATE
4	8	CAT# 1K-6872	NUT, SELF LOCK 1/2-13 UNC X 2.0 HEX
5	8	CAT# 8T-4835	HDW – BOLT – 1/2-13 UNC X 2.0 HEX
6	16	CAT# 8T-4223	1/2", M12 WASHER FLAT, HARD, PLATED

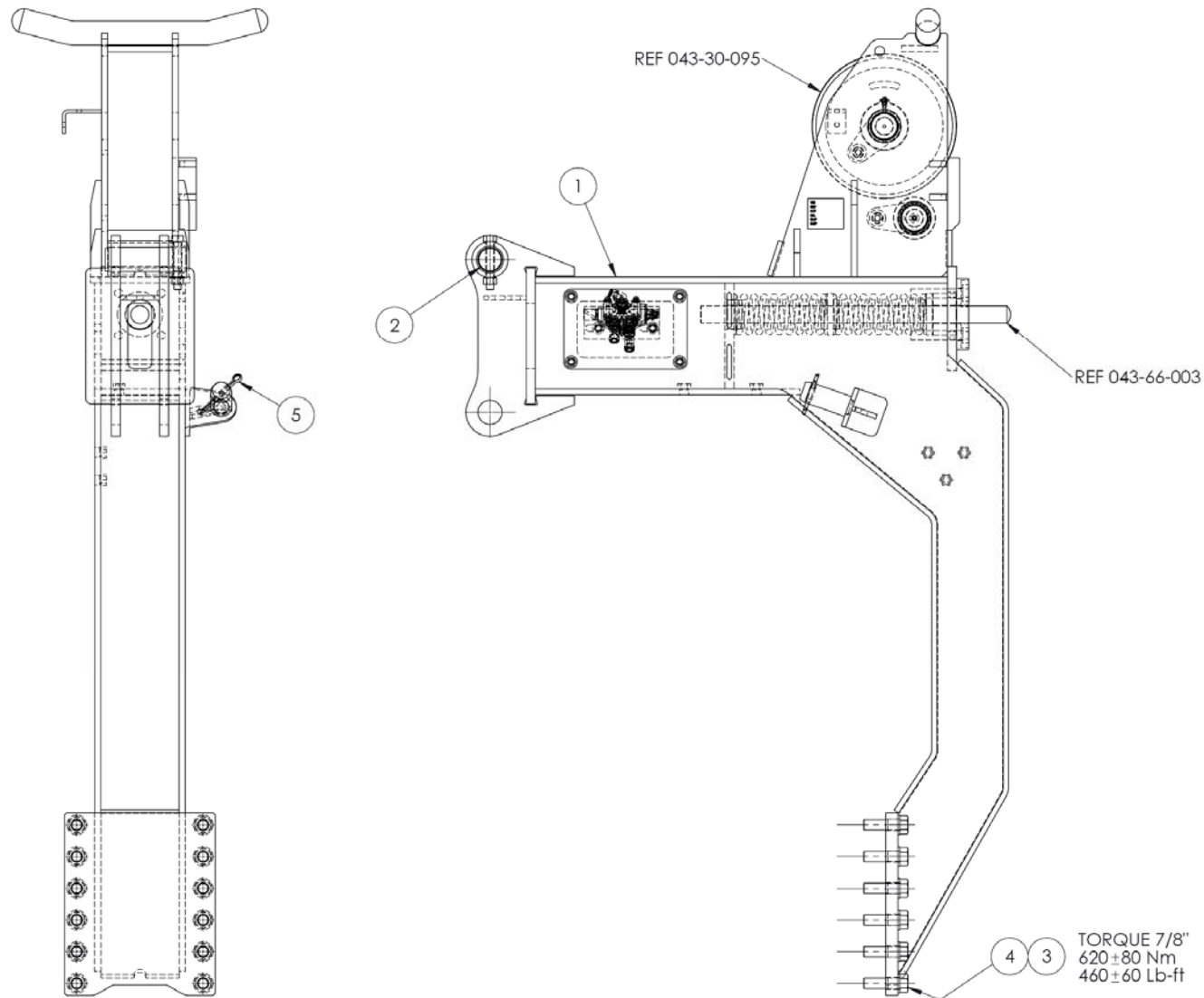




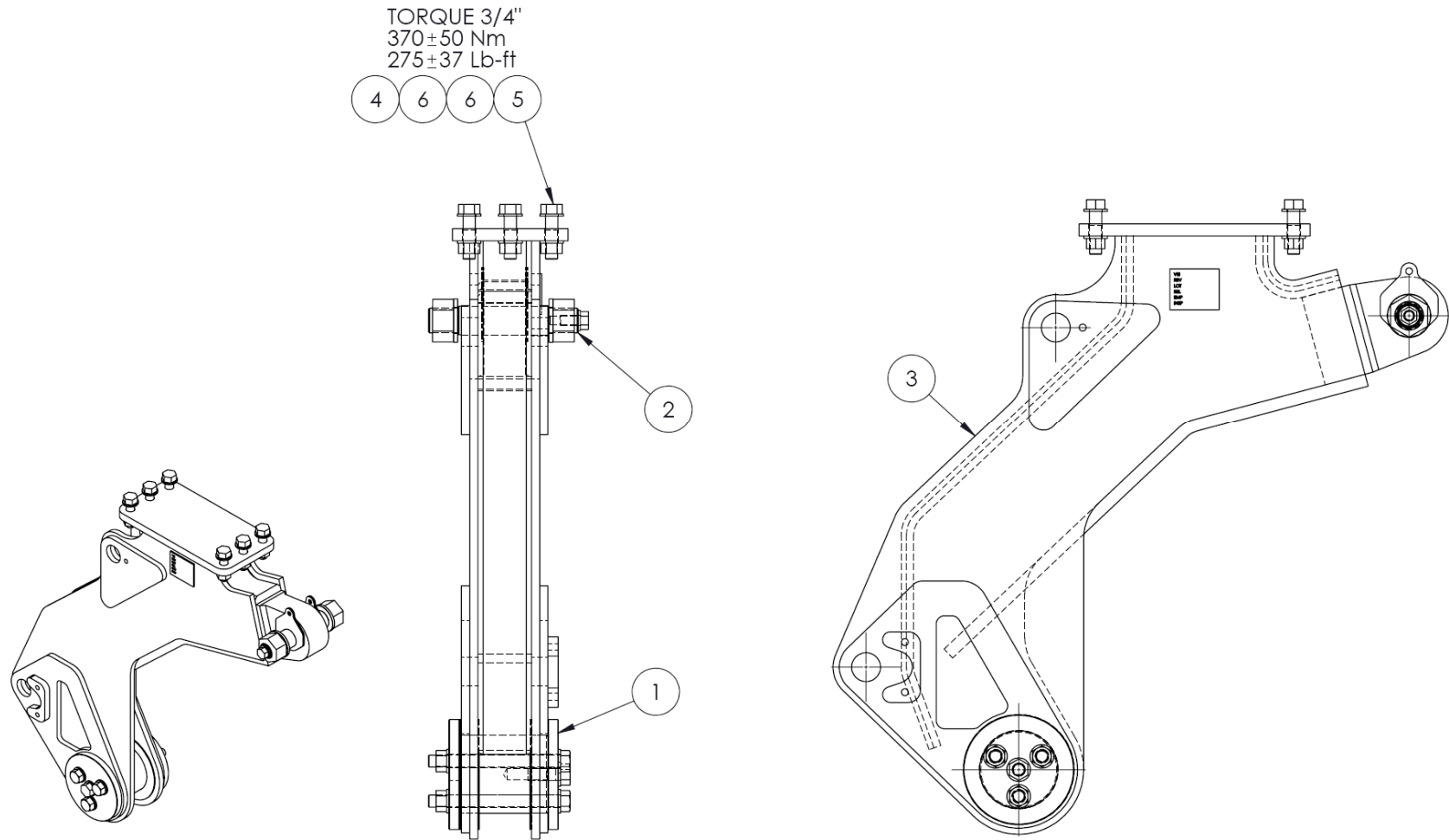
ITEM	QTY	PART NO	DESCRIPTION
1	1	CAT# 6V-7359	GROMMET
2	1	CAT# 5P-7465	CLIP (TAB)
3	1	CAT# 5P-7464	CLIP (SLOT)

GP - LEFT HAND FRAME ASSEMBLY

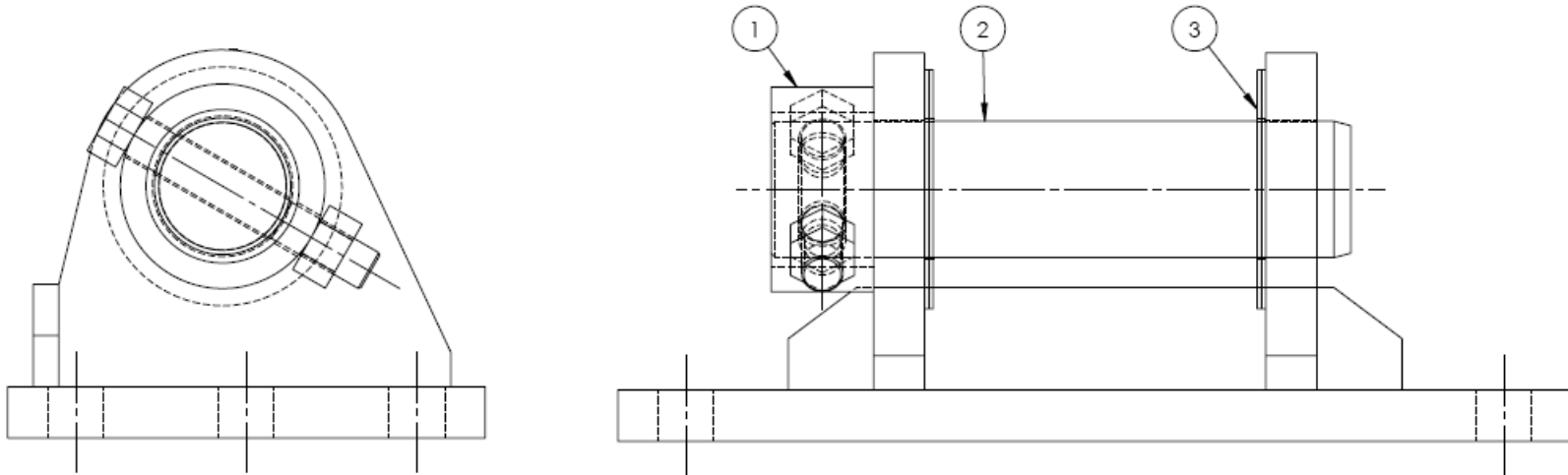
043-15-002



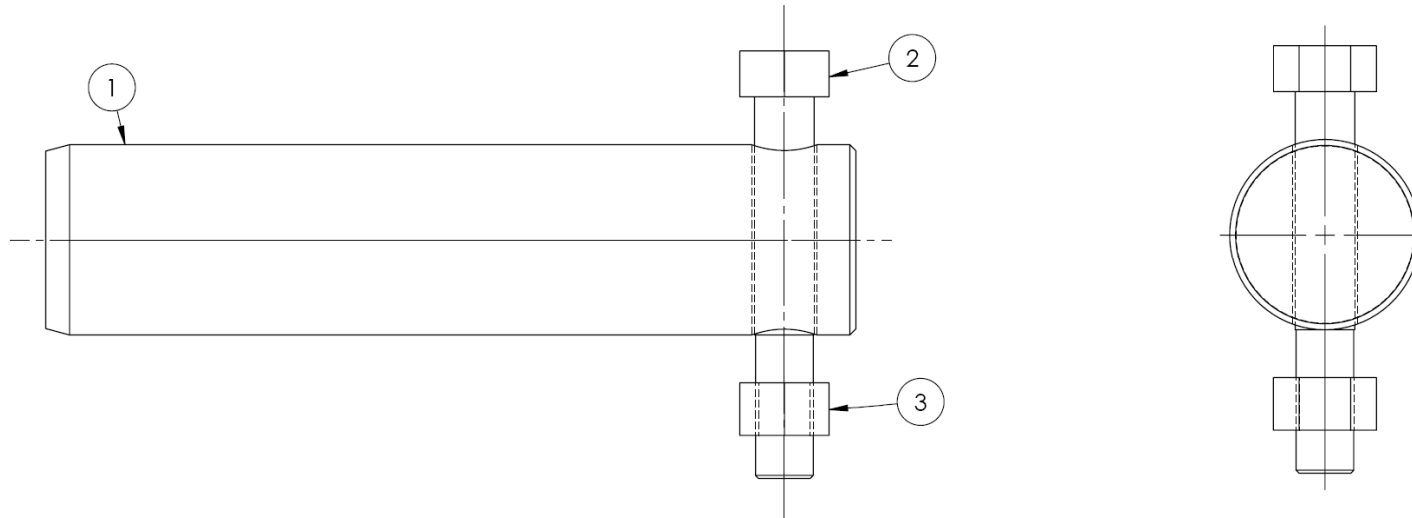
ITEM	QTY	PART NO	DESCRIPTION
1	1	043-15-003	AS - LEFT HAND FRAME FABRICATION
2	1	043-12-029	AS - PIN ASSEMBLY - CROSSMEMBER
3	12	CAT# 8C-6913	HDW - WASHER 7/8"
4	12	CAT# 7X-0384	HDW - BOLT - 7/8-9 UNC X 3.0 HEX
5	1	CAT# 3B-5329	COTTER PIN - 3/8 X 4



ITEM	QTY	PART NO	DESCRIPTION
1	1	043-10-113	AS - MAINFRAME LOWER CONNECTION
2	1	043-10-122	AS - MAINFRAME UPPER CONNECTION
3	1	043-15-039	AS - MAINFR MT - LHS - PIN RETAINER INSTALL
4	6	CAT# 6V-8182	NUT - 3/4-10 UNC HEX
5	6	CAT# 8C-6857	BOLT - 3/4-10 X 2.75 UNC HEX
6	12	CAT# 8T-4994	WASHER - 3/4 INCH - HARDENED



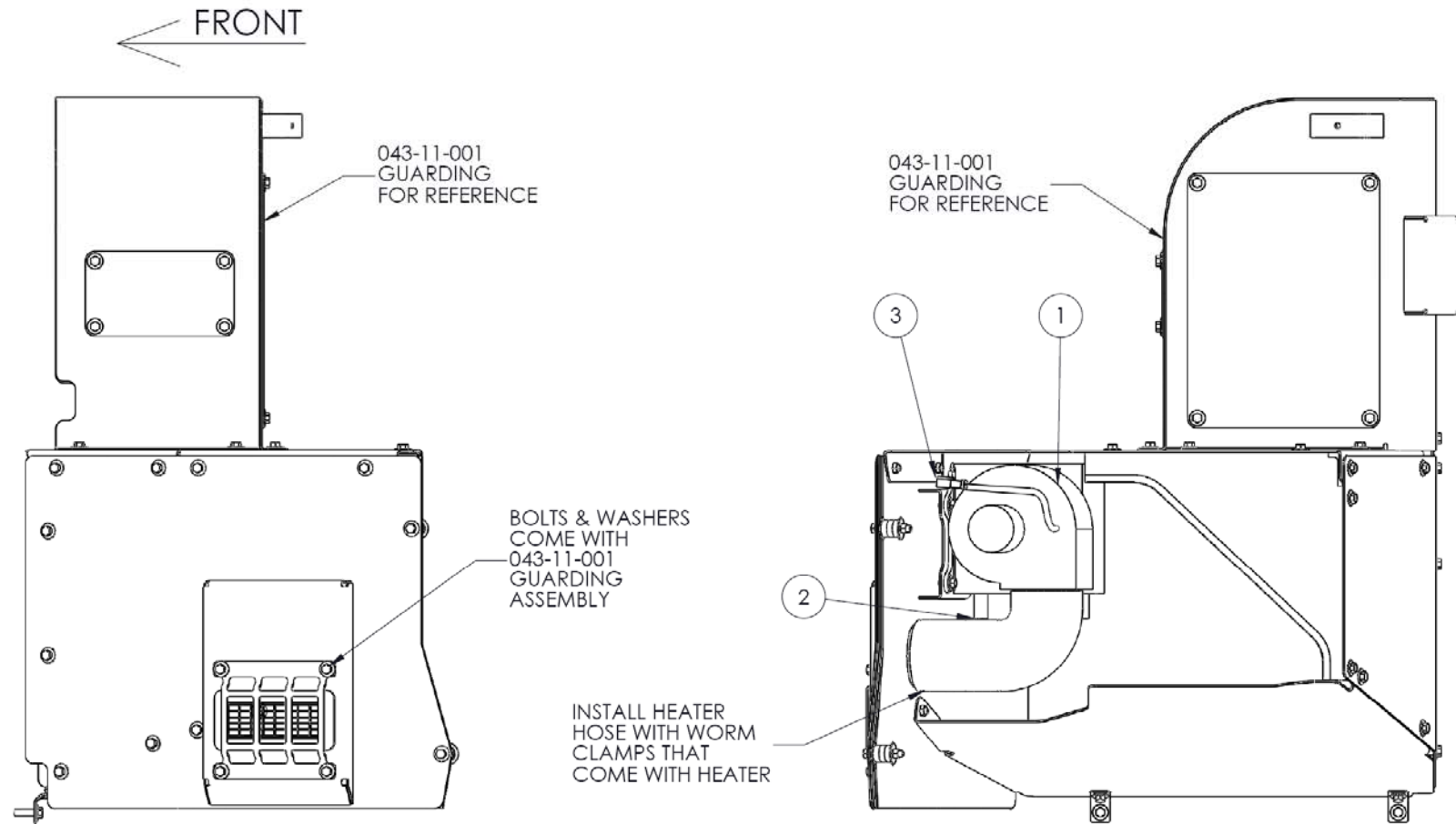
ITEM	QTY	PART NO	DESCRIPTION
1	1	043-15-026	AS - LEFT SIDE LUG SET FABRICATION #2
2	1	043-44-024	AS - PIN ASSEMBLY - LEFT SIDE LINK PIN
3	1	043-15-033	AS - SHIM STACK - LEFT SIDE LINK PIN



ITEM	QTY	PART NO	DESCRIPTION
1	1	043-44-025	RB - PIN (Ø2.000 x 8.500 LNG)
2	1	CAT# 7X-0352	HDW - BOLT - 5/8-11 UNC X 4.0 HEX
3	1	CAT# 3K-2889	HDW - LOCKNUT - 5/8-11 THD

<b>OPT - HEATER</b>			043-16-001
<b>ITEM</b>	<b>QTY</b>	<b>PART NO</b>	<b>DESCRIPTION</b>
1	*1	043-16-003	GP - HEATER
2	*1	043-16-009	GP - NO HEATER

\* OPTIONAL – SELECT ONE ITEM ONLY FROM LIST SHOWN

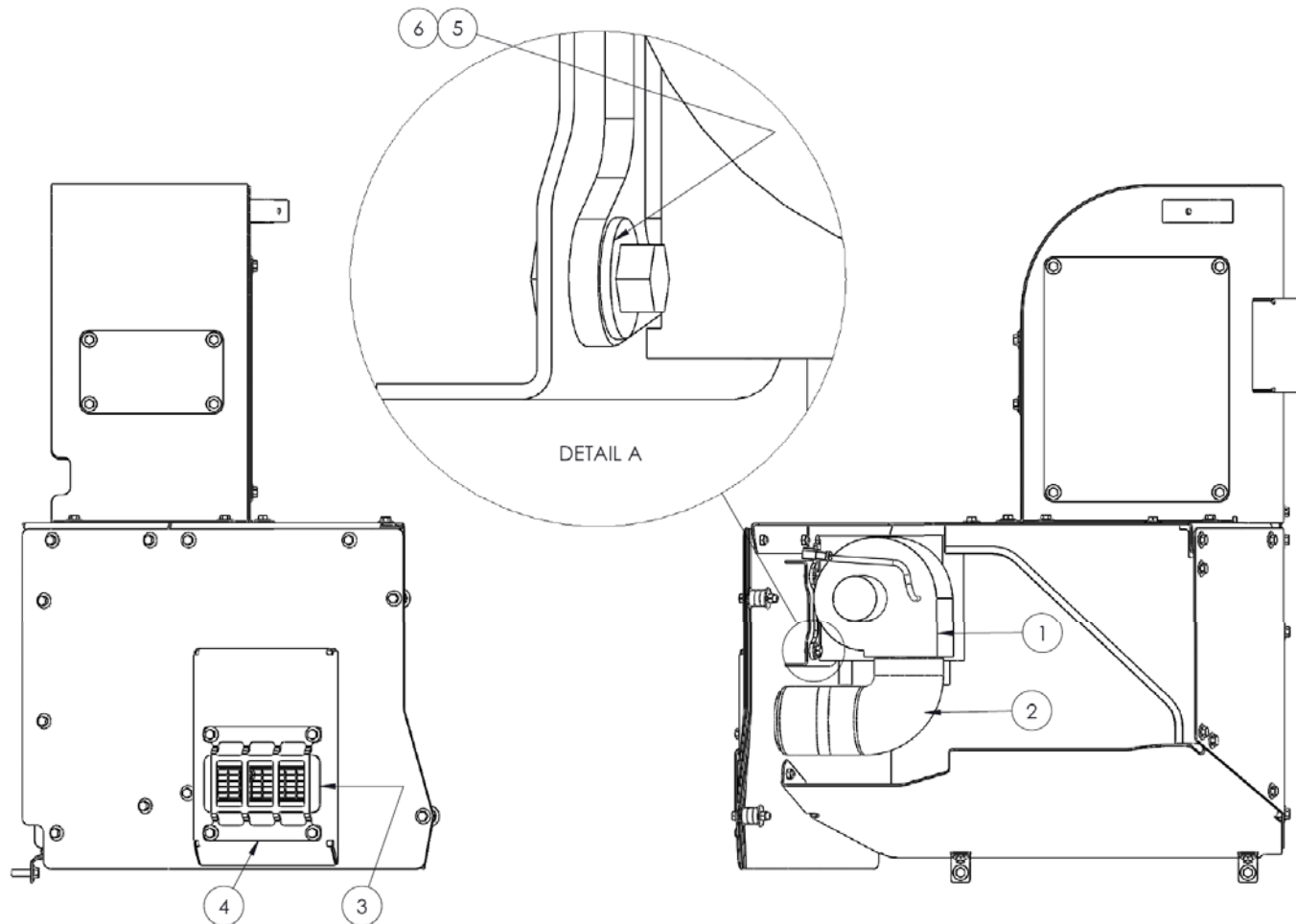


ITEM	QTY	PART NO	DESCRIPTION
1	1	043-16-004	AS - HEATER INSTALLATION
2	*1	043-16-008	AS - HEATER HOSING
3	*1	043-40-001	AS - HEATER WIRING & SWITCH

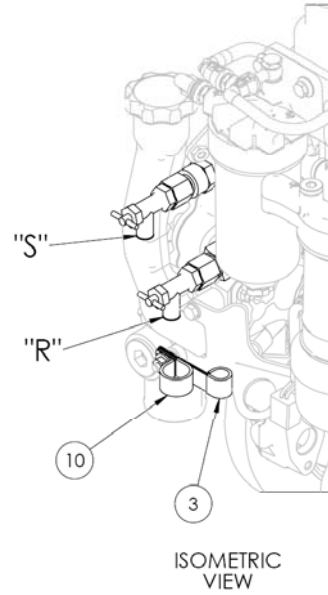
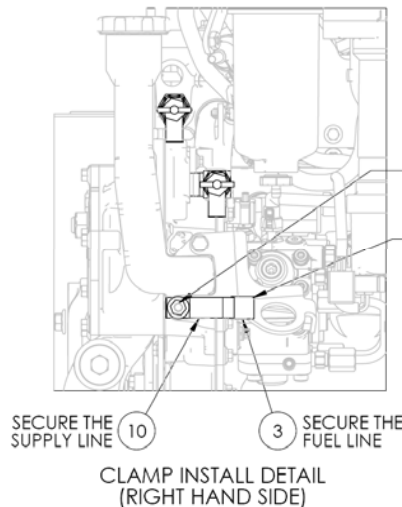
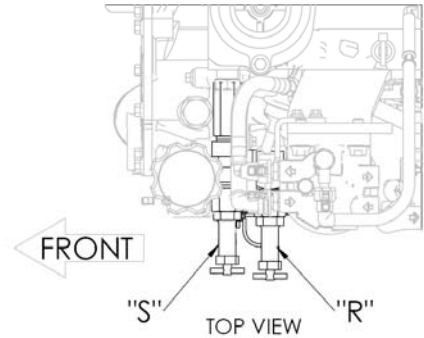
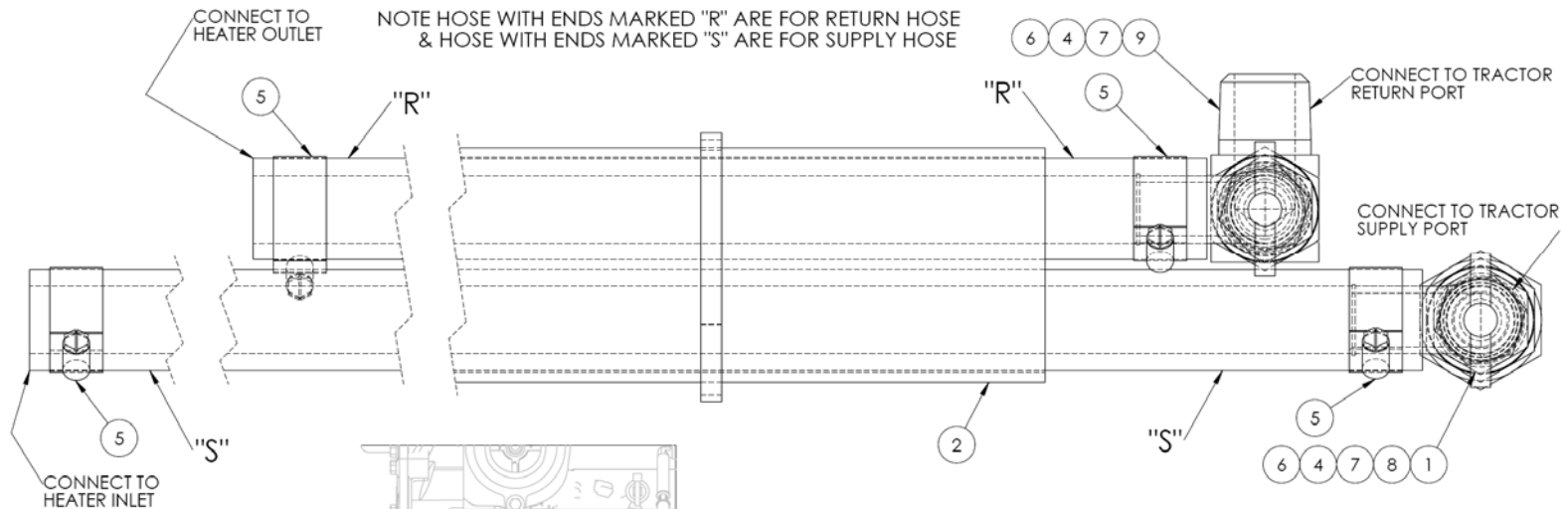
\* NOT SHOWN

**NOTES:**



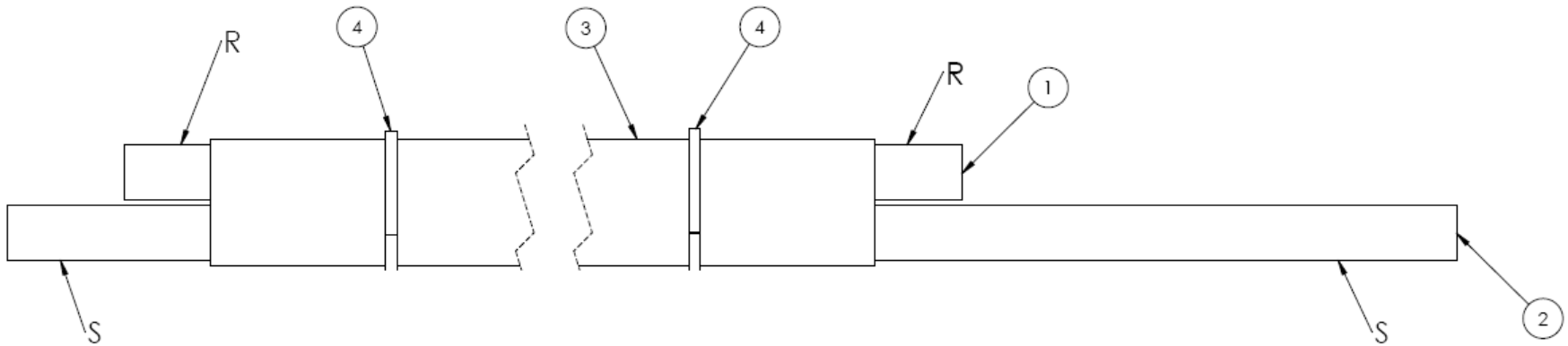


ITEM	QTY	PART NO	DESCRIPTION
1	1	043-16-005	AS - MODIFIED HEATER
2	1	043-16-007	FH - HEAT DUCT HOSE - 4 INCH ID - FLEX
3	1	046-16-012	HDWM - HEATER LOUVER
4	1	046-11-037	PLT - HEAT VENT GUARD
5	4	CAT# 4B-5271	HDW - USS WASHER 3/8"
6	4	CAT# 5M-3062	BOLT - 3/8-16 X 3/4 UNC HEX

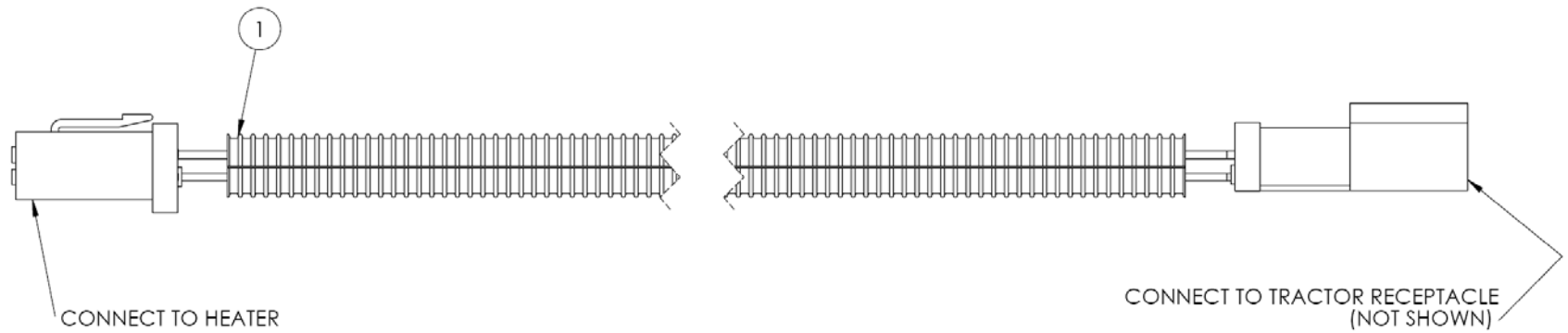


INSTALLATION INSTRUCTIONS

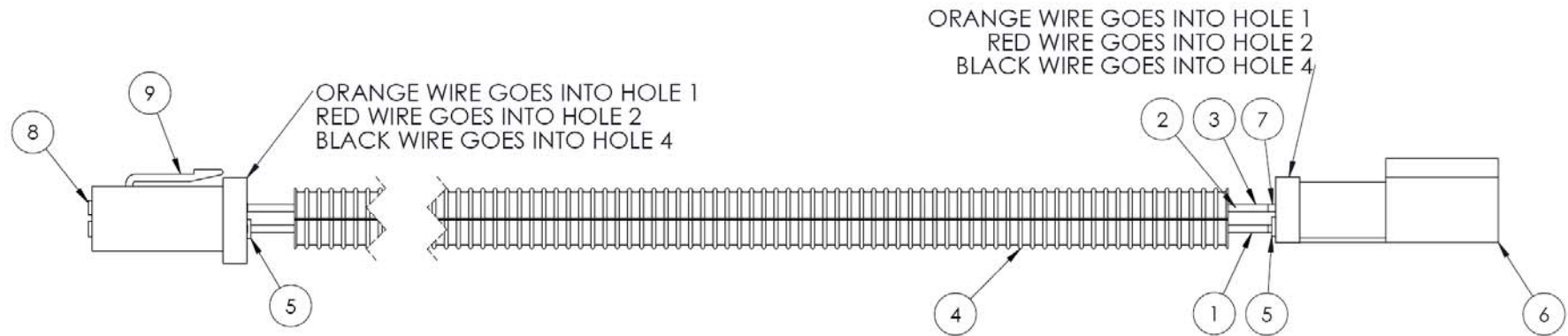
AS - HEATER HOSING			043-16-008
ITEM	QTY	PART NO	DESCRIPTION
1	1	006-43-029	FF - 1/2 NPT X 3.5" HEX NIPPLE
2	1	043-42-301	AS - HEATER HOSE
3	1	CAT# 1P-7009	HDWM - CLAMP 3/8IN HOSE
4	2	CAT# 3K-0360	FF - O-RING STOR-8
5	4	CAT# 5D-1026	FF - SCREW TYPE HOSE CLAMP - 9/16 - 1-1/16 DIA
6	2	CAT# 6V-7238	FF - VALVE - SHUTOFF
7	2	PARK# 1/2-8-FHG5-S	FF - STR NPT M/STOR F -8/-8
8	1	PARK# 1/2 GG-S	FF - COUPLING-1/2 NPT 5000PSI
9	1	PARK# 2202P-8-8	FF - BRASS 90 DEG STREET ELBOW NPT 1/2"
10	1	PARK# CL17	HDWM - CLAMP



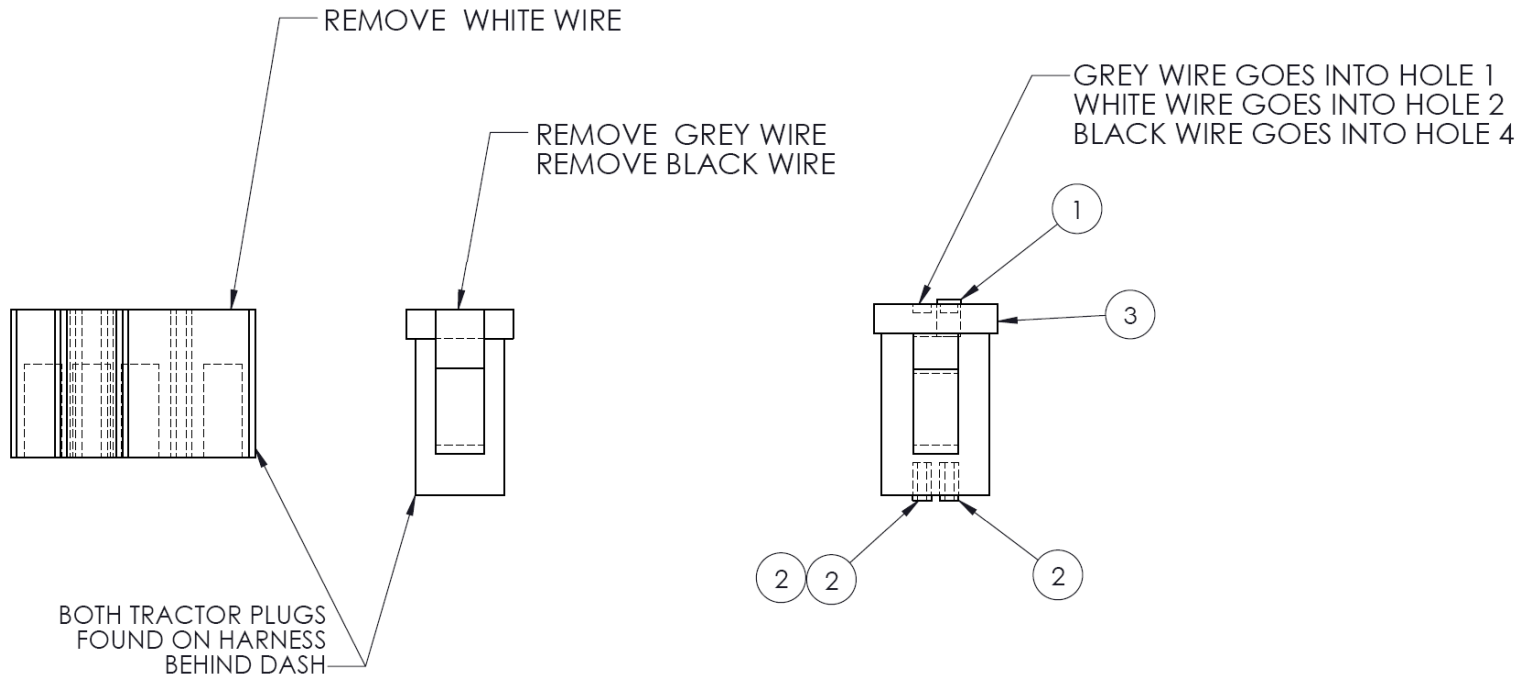
ITEM	QTY	PART NO	DESCRIPTION
1	1	043-42-302	FH - HEATER HOSE - 5/8 ID X 147 LNG
2	1	043-42-304	FH - HEATER HOSE - 5/8 ID X 157.5 LNG
3	1	043-42-303	FH - HOSE SLEEVE (AS-B-33) 144 LNG
4	2	CAT# 3S-2093	CABLE TIE - 6.7 IN LNG, 0.194 IN WIDE



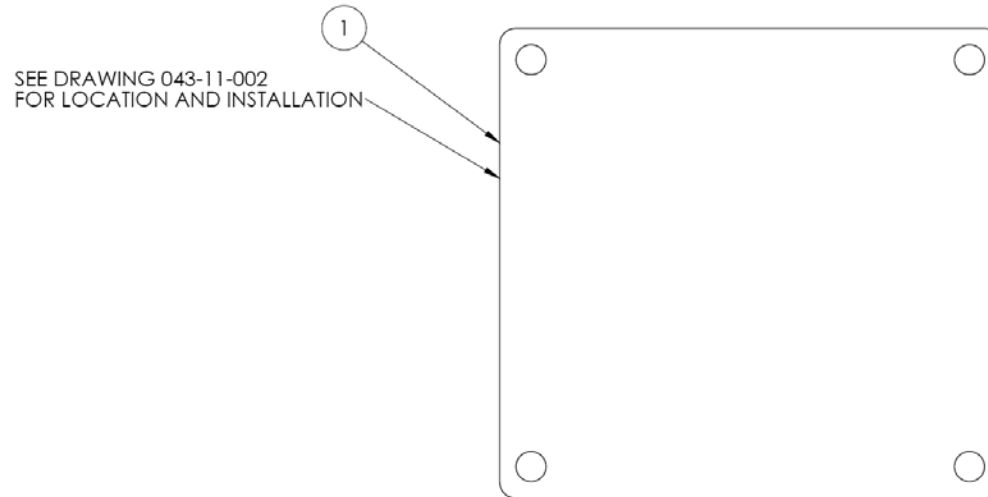
ITEM	QTY	PART NO	DESCRIPTION
1	1	043-40-002	AS - WIRE - HEATER TO SWITCH
2	1	043-40-012	AS - HEATER PLUG - TRACTOR END



ITEM	QTY	PART NO	DESCRIPTION
1	1	043-40-003	ELEC - WIRE - RED - (14 AWG X 120IN)
2	1	043-40-004	ELEC - WIRE - ORANGE - (14 AWG X 120IN)
3	1	043-40-005	ELEC - WIRE - BLACK - (14 AWG X 120IN)
4	1	043-40-006	ELEC - SPLIT LOOM - PVC - 3/8 IN ID X 118 IN LNG
5	2	CAT# 8T-8737	ELEC - PLUG
6	1	CAT# 102-8804	ELEC - KIT-RECEPTACLE (4-PIN)
7	3	CAT# 126-1767	ELEC - PIN
8	3	CAT# 126-1768	ELEC - SOCKET
9	1	CAT# 155-2271	ELEC - CONNECTOR

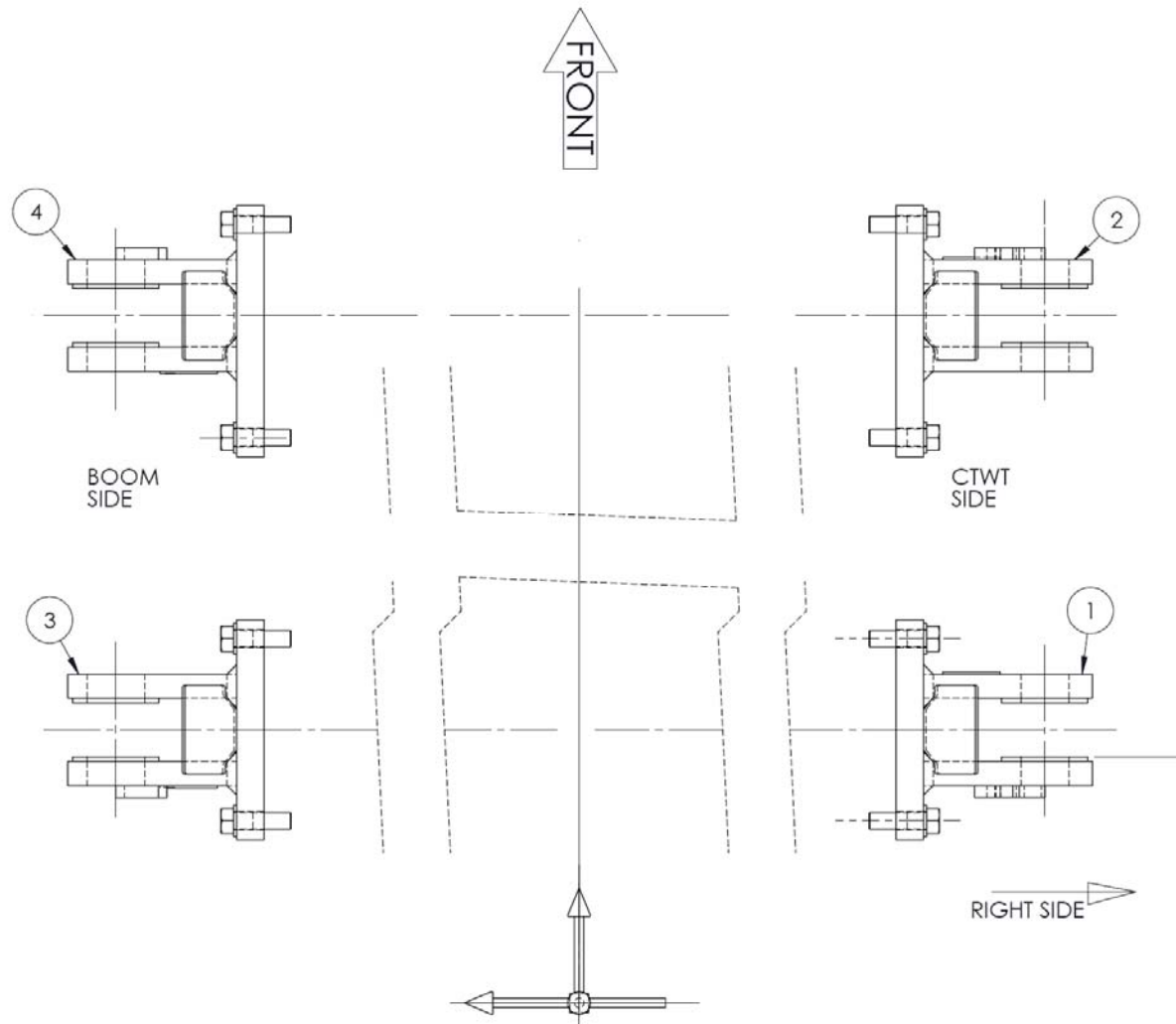


ITEM	QTY	PART NO	DESCRIPTION
1	1	CAT# 8T-8737	ELEC - PLUG
2	3	CAT# 126-1768	ELEC - SOCKET
3	1	CAT# 155-2271	ELEC - CONNECTOR

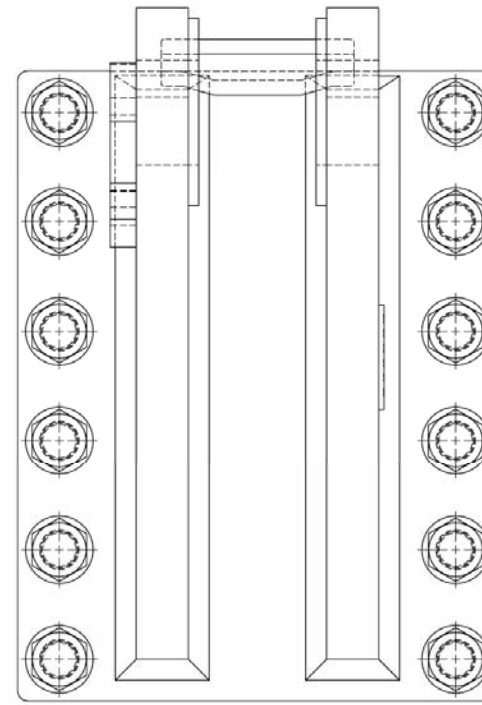
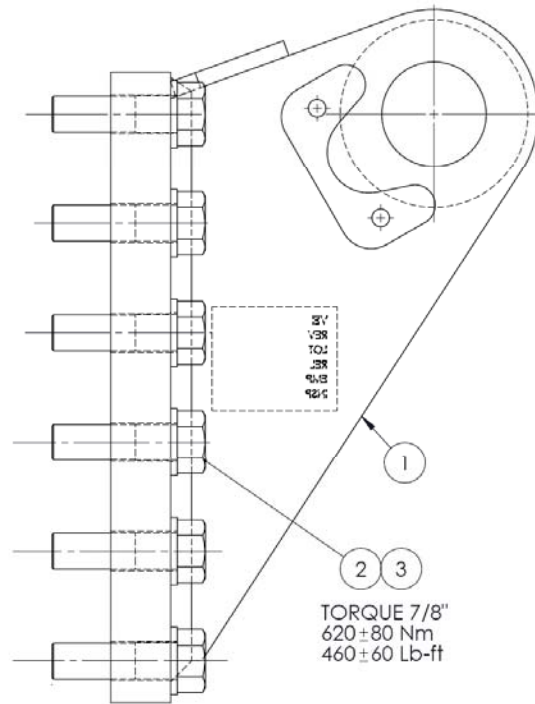
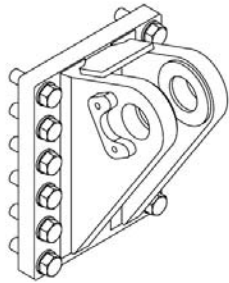


ITEM	QTY	PART NO	DESCRIPTION
1	1	046-11-038	PLT - HEAT VENT COVER - NO HEATER OPTION

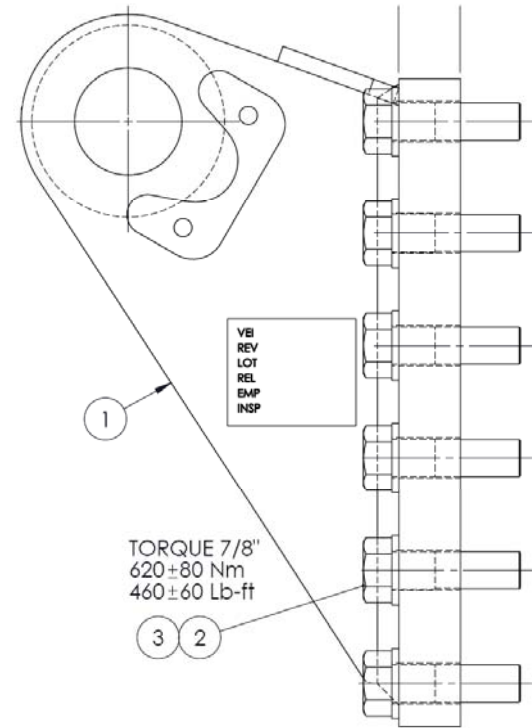
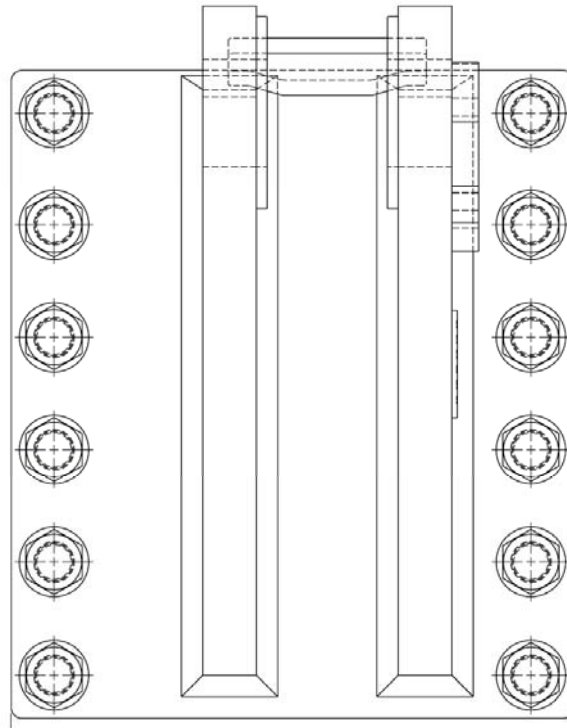
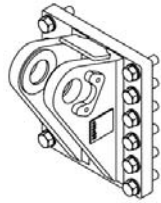




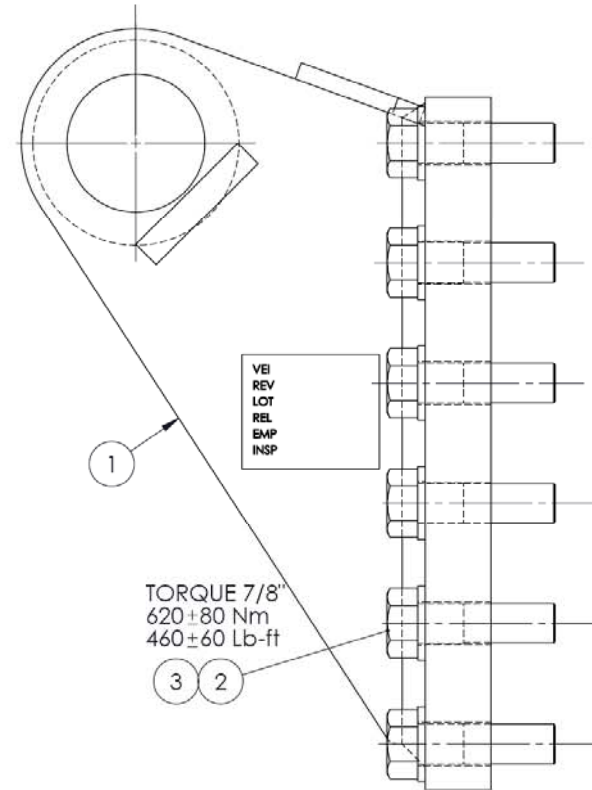
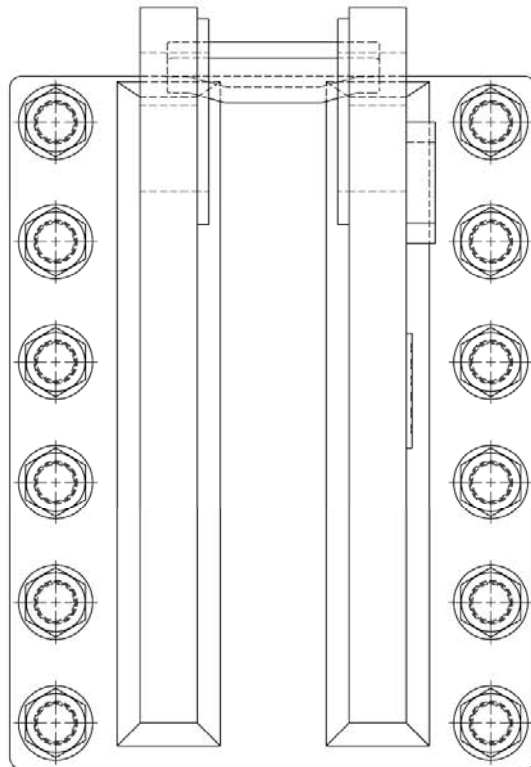
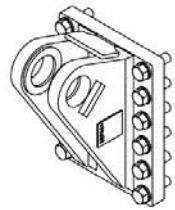
ITEM	QTY	PART NO	DESCRIPTION
1	1	043-17-004	AS - TRACKFRAME BRACKET ASSEMBLY - RIGHT SIDE - REAR
2	1	043-17-005	AS - TRACKFRAME BRACKET ASSEMBLY - RIGHT SIDE - FRONT
3	1	043-17-006	AS - TRACKFRAME BRACKET ASSEMBLY - LEFT SIDE - REAR
4	1	043-17-007	AS - TRACKFRAME BRACKET ASSEMBLY - LEFT SIDE - FRONT



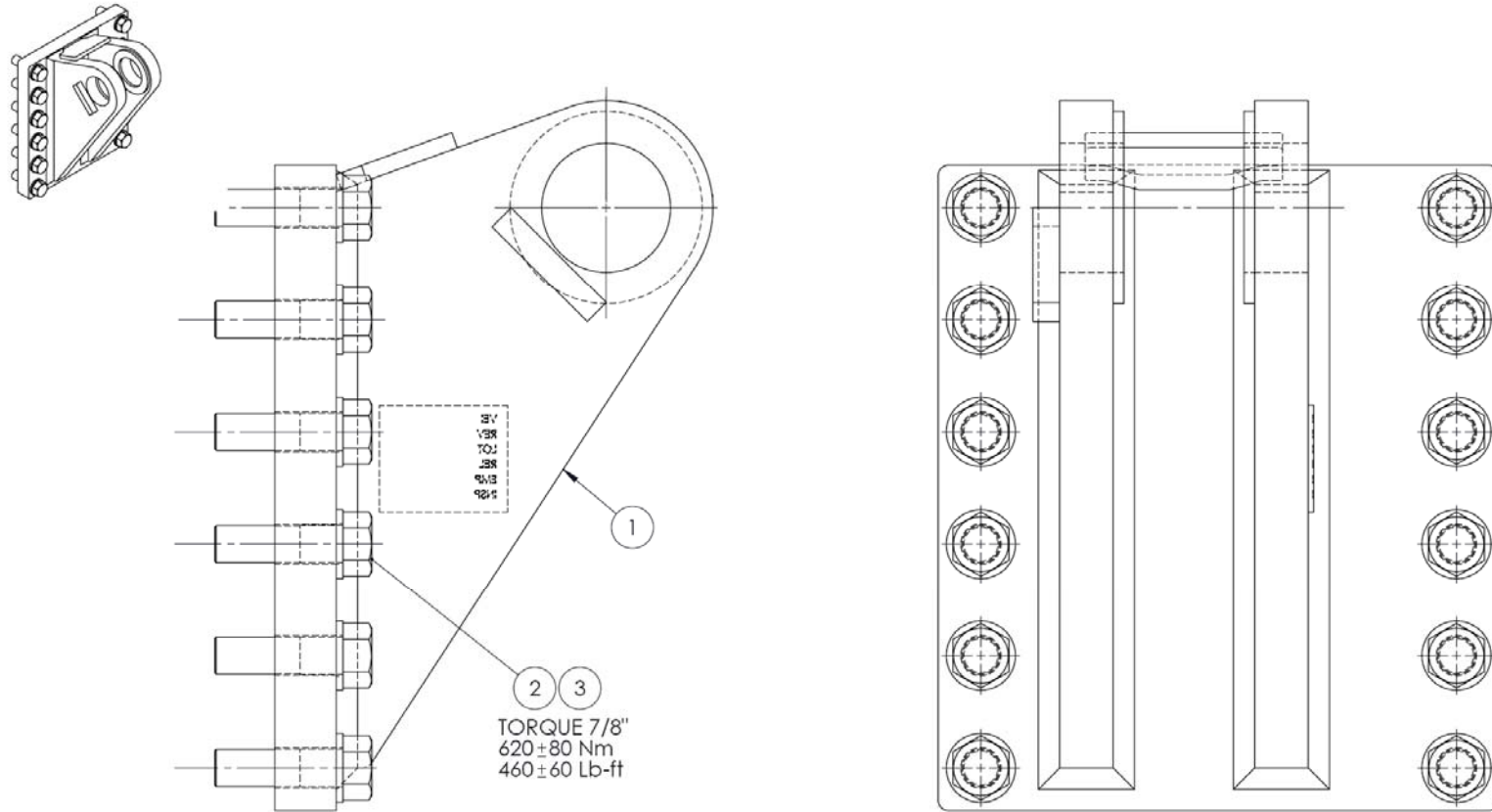
ITEM	QTY	PART NO	DESCRIPTION
1	1	043-17-031	AS - TRACKFRAME BRACKET - PIN RETAINER INSTALL - RIGHT SIDE - REAR
2	12	CAT# 7X-0384	HDW - BOLT - 7/8-9 UNC X 3.0 HEX
3	12	CAT# 8C-6913	HDW - WASHER 7/8"



ITEM	QTY	PART NO	DESCRIPTION
1	1	043-17-032	AS - TRACKFRAME BRACKET - PIN RETAINER INSTALL - RIGHT SIDE - FRONT
2	12	CAT# 7X-0384	HDW - BOLT - 7/8-9 UNC X 3.0 HEX
3	12	CAT# 8C-6913	HDW - WASHER 7/8"

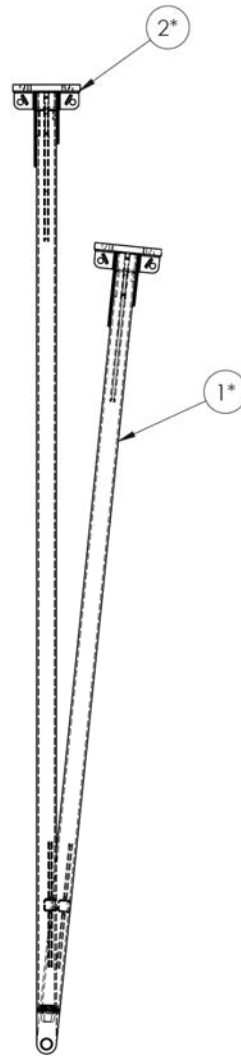


ITEM	QTY	PART NO	DESCRIPTION
1	1	043-17-033	AS - TRACKFRAME BRACKET - PIN RETAINER INSTALL - LEFT SIDE - REAR
2	12	CAT# 7X-0384	HDW - BOLT - 7/8-9 UNC X 3.0 HEX
3	12	CAT# 8C-6913	HDW - WASHER 7/8"



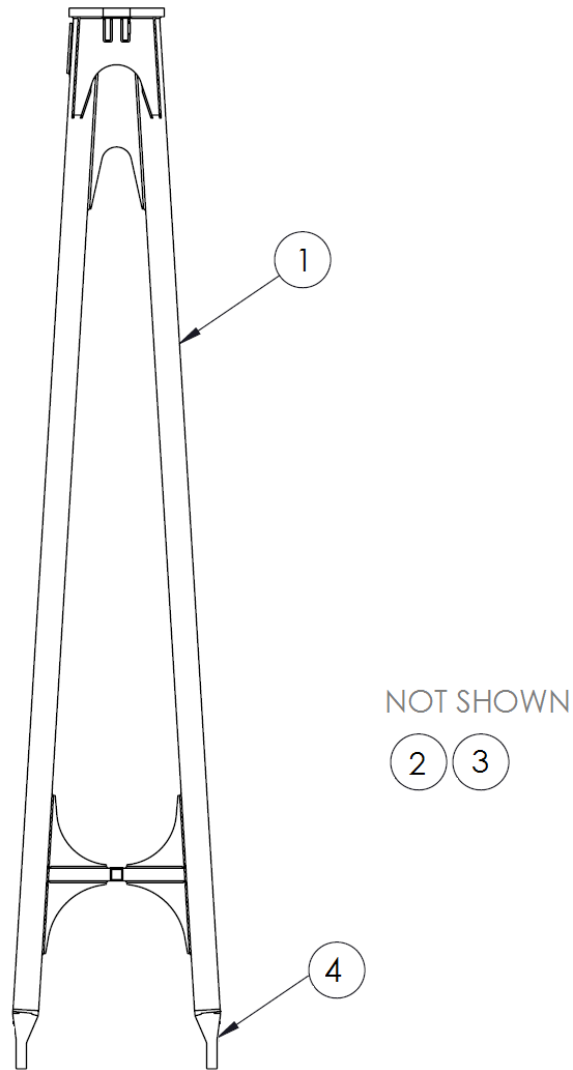
ITEM	QTY	PART NO	DESCRIPTION
1	1	043-17-034	AS - TRACKFRAME BRACKET - PIN RETAINER INSTALL - LEFT SIDE - FRONT
2	12	CAT# 7X-0384	HDW - BOLT - 7/8-9 UNC X 3.0 HEX
3	12	CAT# 8C-6913	HDW - WASHER 7/8"

**NOTES:**



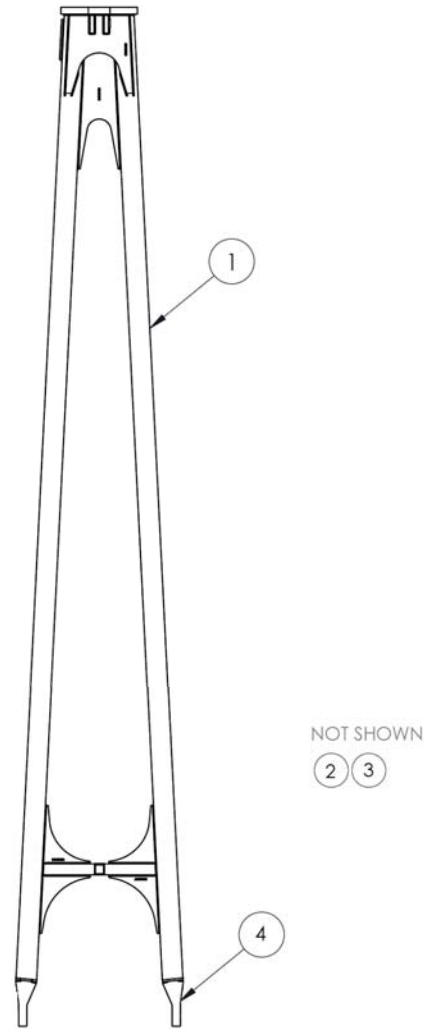
ITEM	QTY	PART NO	DESCRIPTION
1*	1	043-20-018	GP - BOOM - 20FT (6.1M)
2*	1	043-20-019	GP - BOOM - 24FT (7.32M)

\* OPTIONAL – SELECT ONE ITEM ONLY FROM LIST SHOWN

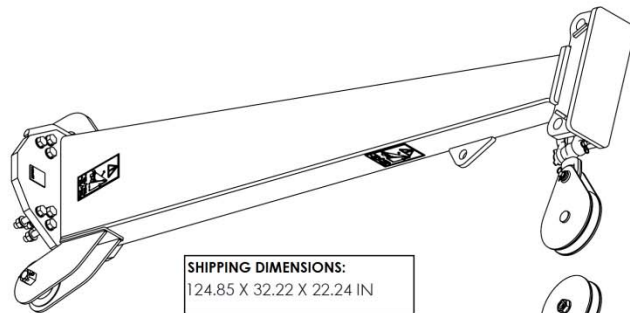


ITEM	QTY	PART NO	DESCRIPTION
1	1	043-20-001	AS - BOOM - 20FT (6.1M)
2	1	043-30-091	RIG - BOOM CABLE - Ø3/4x135FT
3	1	043-30-092	RIG - HOOK CABLE - Ø3/4x150FT
4	2	CAT# 4E-7048	BUSHING





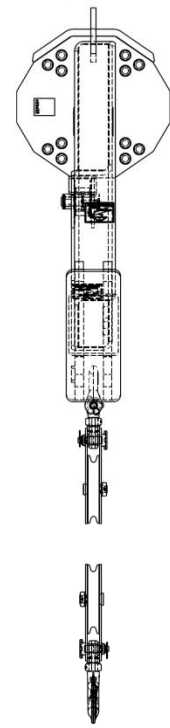
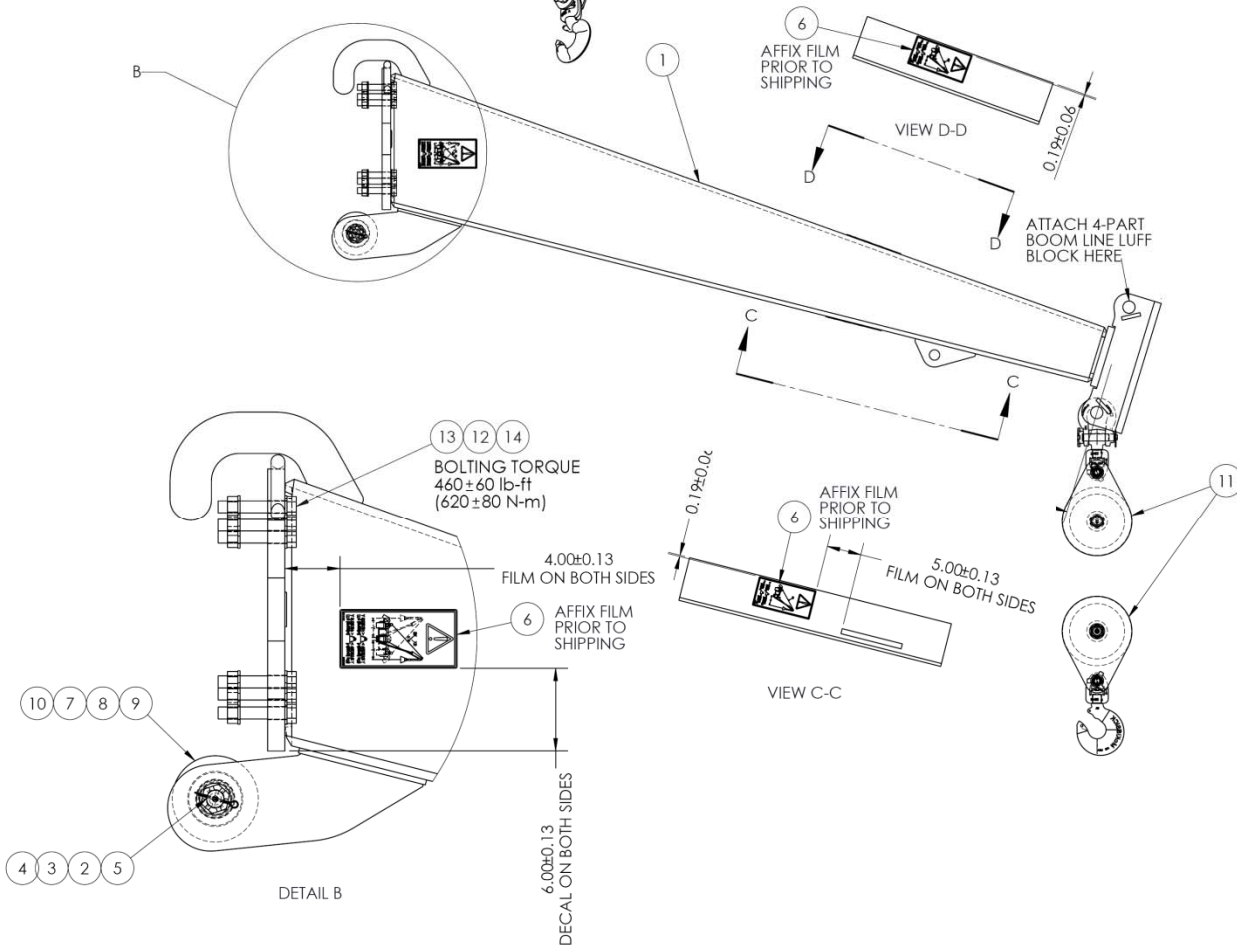
ITEM	QTY	PART NO	DESCRIPTION
1	1	043-20-020	AS - BOOM - 24FT (7.32M)
2	1	043-30-096	RIG - 24FT-BM BM-CA-Ø3/4x146FT
3	1	043-30-097	RIG - 24FT-BM HK-CA-Ø3/4x165FT
4	2	CAT# 4E-7048	BUSHING



**INSTALLATION NOTE:**  
AFFIX ONE OF 043-09-002 WARNING FILM IN OPERATOR STATION, NEXT TO EXISTING MACHINE'S LIFT CHART.

**DECAL APPLICATION:**  
THE SURFACE SHOULD BE THOROUGHLY CLEANED AND DRIED WITH REAGENT GRADE SOLVENT SUCH AS HEPTANE (FOR OILY SURFACES) OR ISOPROPYL ALCOHOL (NOT RUBBING ALCOHOL). INSTALL WITH A HARD EDGED PLASTIC TOOL WHICH IS THE FULL WIDTH OF THE DECAL WITH A PRESSURE OF 10-15 PSI. APPLY DECAL IN THE TEMPERATURE RANGE OF 60°F (15.6°C) TO 100°F (38°C).

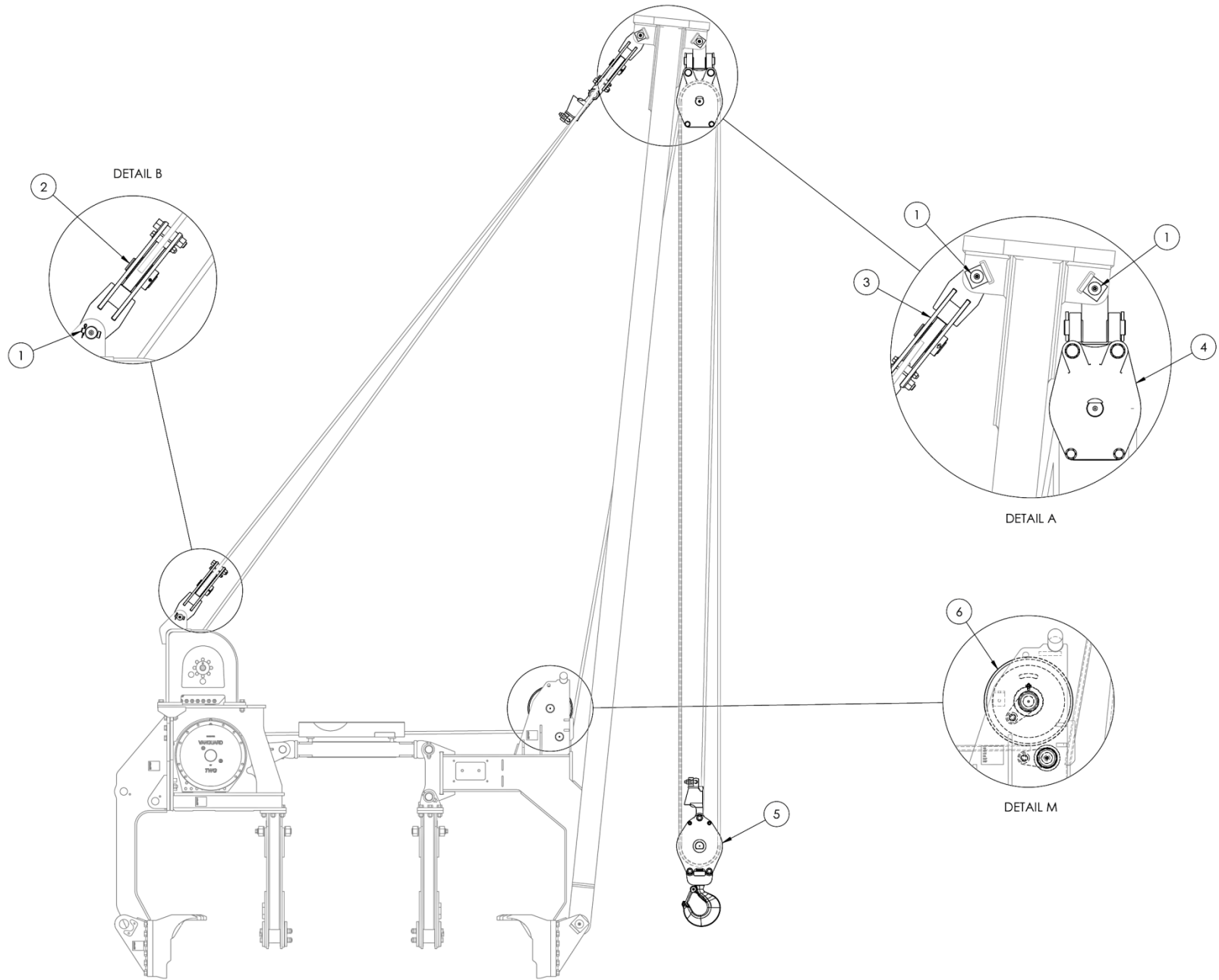
**NOTE: THIS DRAWING TO ACCOMPANY JIBS FOR FIELD INSTALLATION.**



GP - OFFSET JIB-9ft/2.74m EXTENSION (AN ATTACHMENT)			043-20-012
ITEM	QTY	PART NO	DESCRIPTION
1	1	043-20-013	AS - JIB (9ft / 2.8m)
2	1	CAT# 1B-4444	NUT - HEX THICK SLOTTED
3	1	CAT# 3B-8489	1/8 NPT GREASE FITTING
4	1	CAT# 3B-4632	COTTER PIN 3/16 X 2.5
5	1	042-30-032	BOLT - 1 1/4-12 X 6 UNF HEX - MODIFIED
6	**5	043-09-002	FILM - JIB OVERHANG WARN (< 28 ft/8.53m = 6500 lb/2948 kg)
7	1	035-30-034	RB - ROLLER (4ODx2.75IDx2.2LNG)
8	1	035-30-035	MB - SLEEVE (2.76ODx2.25IDx2.19LNG)
9	2	035-30-036	PLT - ROLLER SIDE
10	1	042-30-033	RB - SPACER
11	*1	035-30-037	OPT-2-PART HK LINE SNATCH BLOCKS
12	24	CAT# 8C-6913	HDW - WASHER 7/8"
13	12	CAT# 7X-0390	BOLT - 7/8-9 X 5 UNC HEX
14	12	CAT# 7X-0449	HDW - NUT 7/8"-9

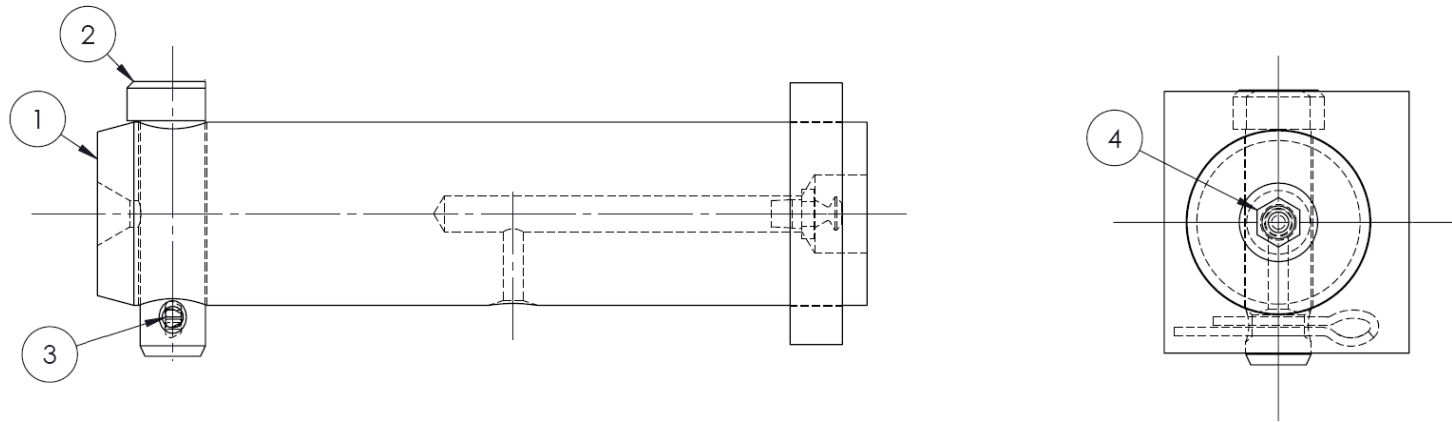
\*OPTIONAL - SELECT ONLY IF REQUIRED

\*\*AFFIX A TOTAL OF FOUR (4) WARNING FILMS TO JIB PRIOR TO SHIPPING, INCLUDE ONE (1) FILM WITH JIB FOR MACHINE INSTALLATION PER INSTALLATION NOTE

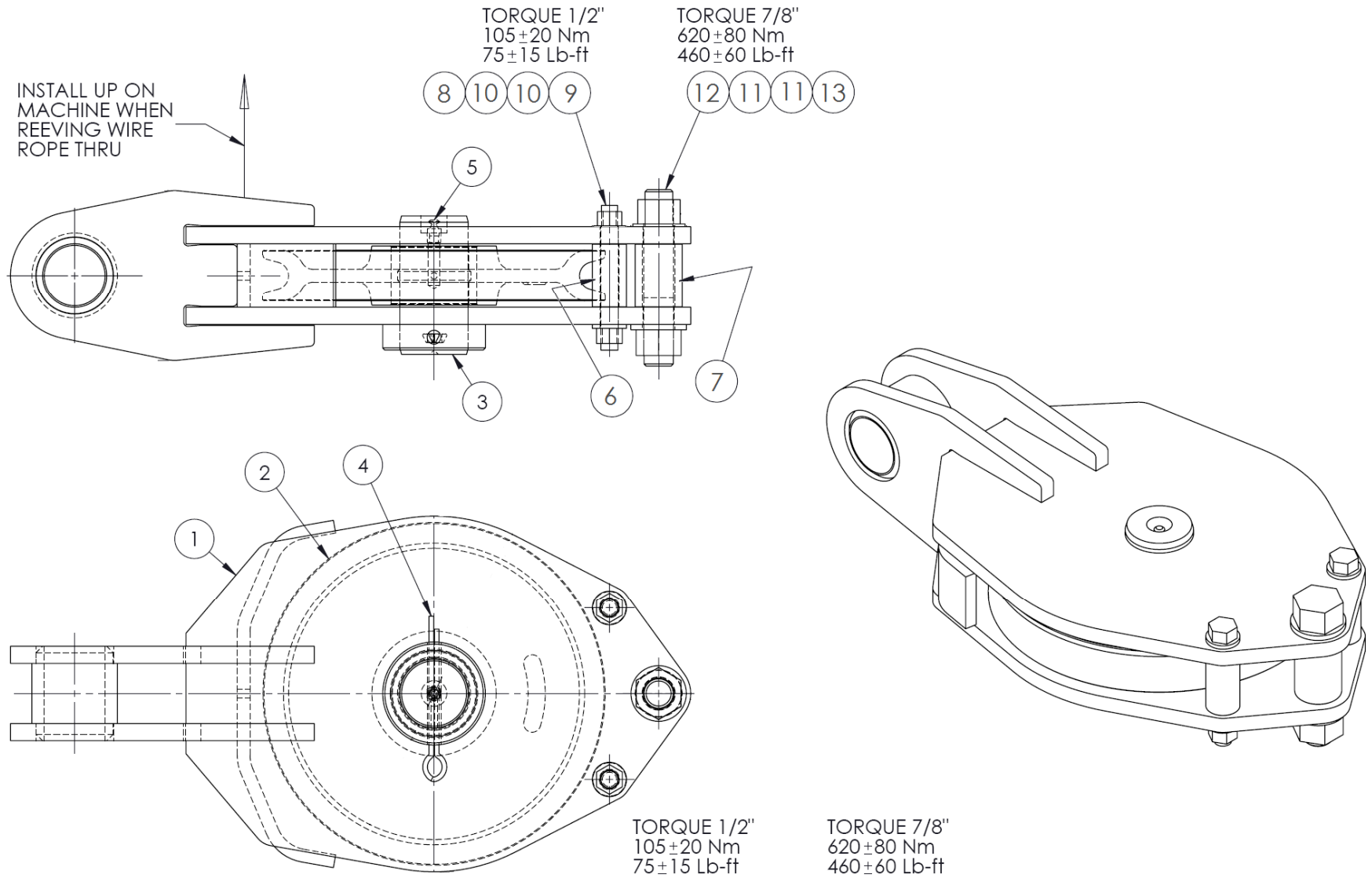


GP - RIGGING			043-30-094
ITEM	QTY	PART NO	DESCRIPTION
1	3	041-44-002	AS -PIN BOOM BLOCK
2	1	043-30-064	RIG - BOOM LINE BLOCK - TAIL
3	1	043-30-065	RIG -BOOM LINE BLOCK - LUFF
4	1	043-30-066	RIG - HOOK LINE BLOCK - LOAD
5	1	043-30-067	RIG - HOOK LINE BLOCK - HOOK
6	1	043-30-095	GP - TOWER HOOK LINE DEFLECTOR

**NOTES:**

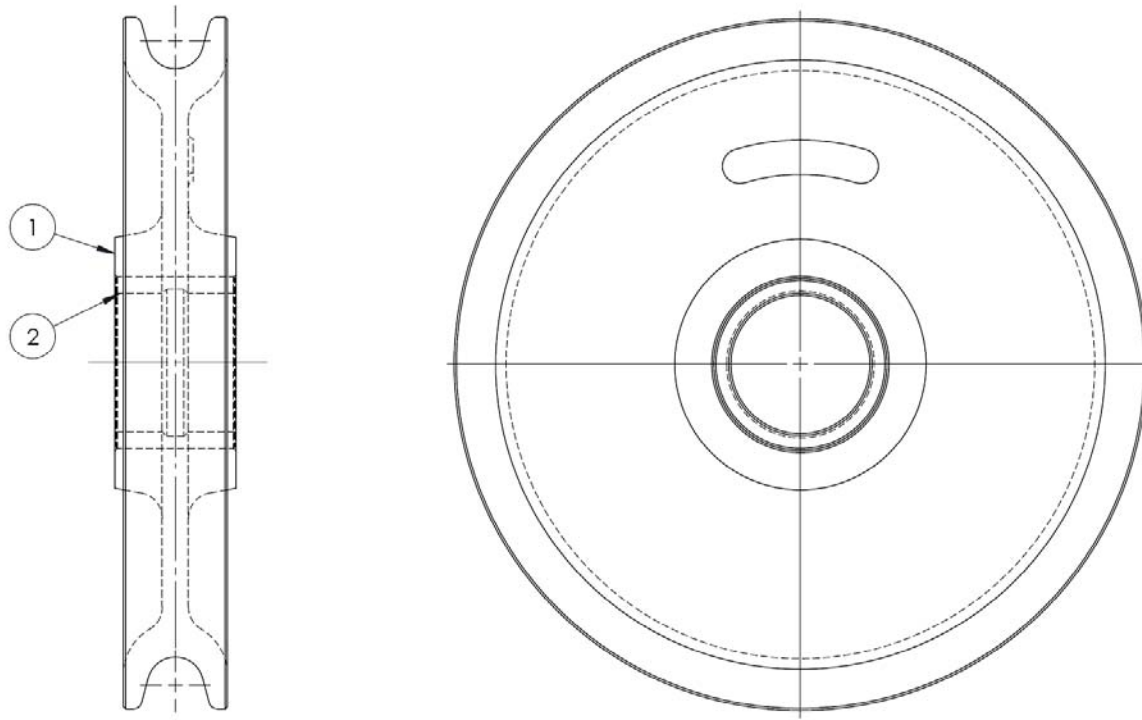


ITEM	QTY	PART NO	DESCRIPTION
1	1	042-30-048	AS - PIN (Ø1.75 x 7.36) - GREASED
2	1	042-20-027	RB - LOCKING PIN
3	1	CAT# 3B-4629	HDW - COTTER PIN 3/16 X 1 1/2
4	1	CAT# 3B-8489	1/8 NPT GREASE FITTING





RIG - BOOM LINE BLOCK - TAIL			043-30-064
ITEM	QTY	PART NO	DESCRIPTION
1	1	043-30-069	AS - BOOM BLOCK
2	1	043-30-052	AS - 10" x 3/4" ROPE - SHEAVE ASSEMBLY
3	1	043-30-077	RB - PIN (Ø2.000 x 4.063 LNG) - GREASED
4	1	CAT# 3B-5329	COTTER PIN - 3/8 X 4
5	1	CAT# 3B-8489	1/8 NPT GREASE FITTING
6	2	043-30-075	TUBE - SPACER FOR 1/2" BOLT
7	1	043-30-076	TUBE - SPACER FOR A 7/8" BOLT
8	2	CAT# 2K-0564	NUT, SELF LOCK 1/2-20 UNF
9	2	CAT# 1A-1952	HDW - BOLT - 1/2-20 X 3.75 UNF - HEX
10	4	CAT# 8T-4223	1/2", M12 WASHER FLAT, HARD, PLATED
11	2	CAT# 8C-6913	HDW - WASHER 7/8"
12	1	CAT# 1D-3848	BOLT - 7/8-14 X 4.25 UNF HEX
13	1	CAT# 5D-1986	HDW - NUT, SELF-LOCK 7/8-14 UNF

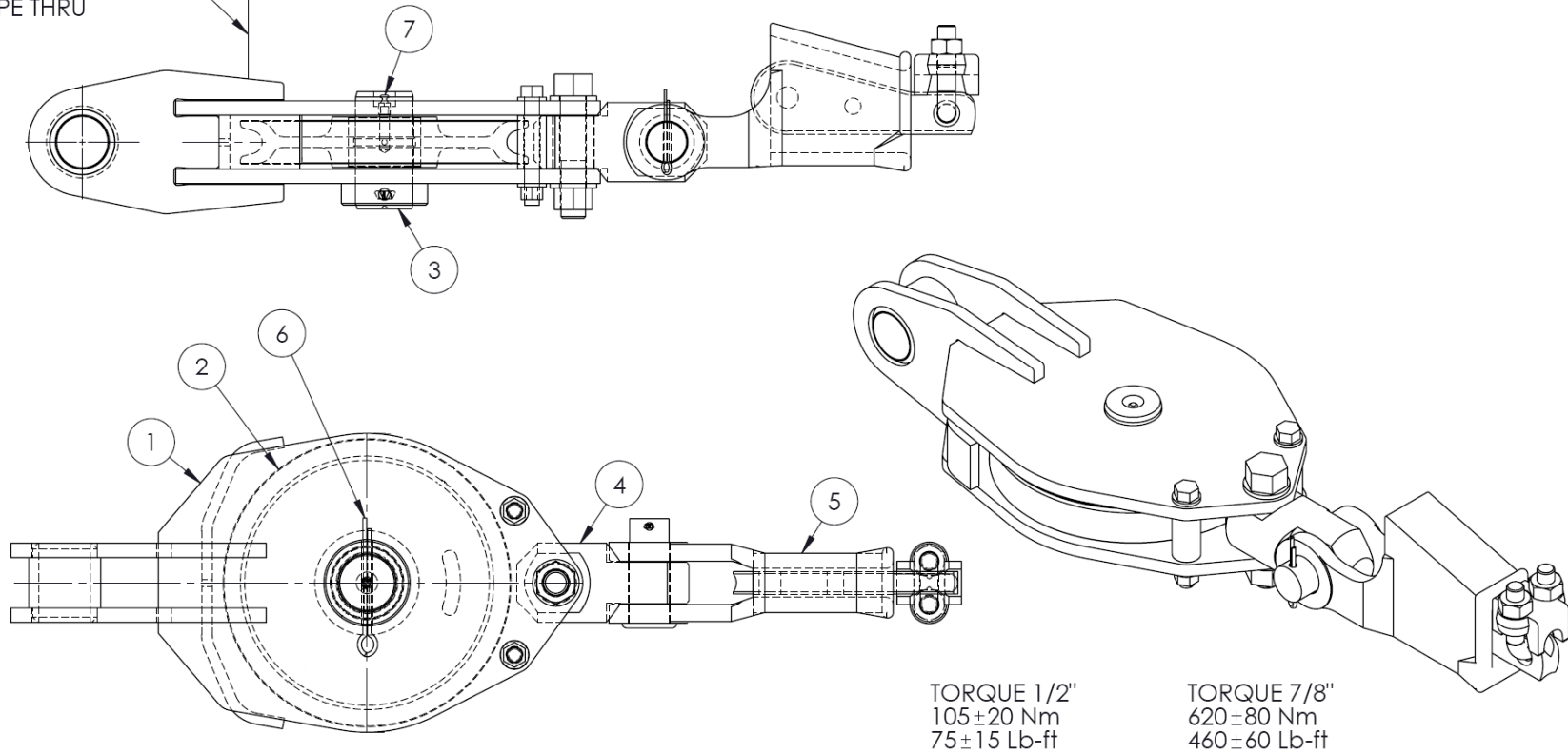


ITEM	QTY	PART NO	DESCRIPTION
1	1	043-30-056	AS - 10" x 3/4" ROPE - SHEAVE MACHINING
2	1	043-30-048	MB - BEARING - SLEEVE

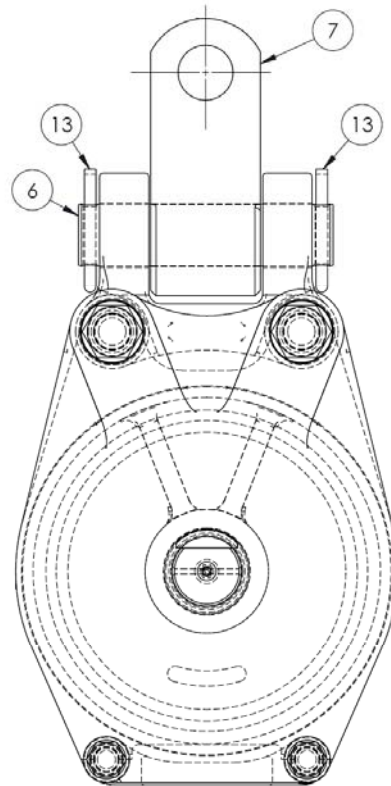
**RIG -BOOM LINE BLOCK - LUFF**

043-30-065

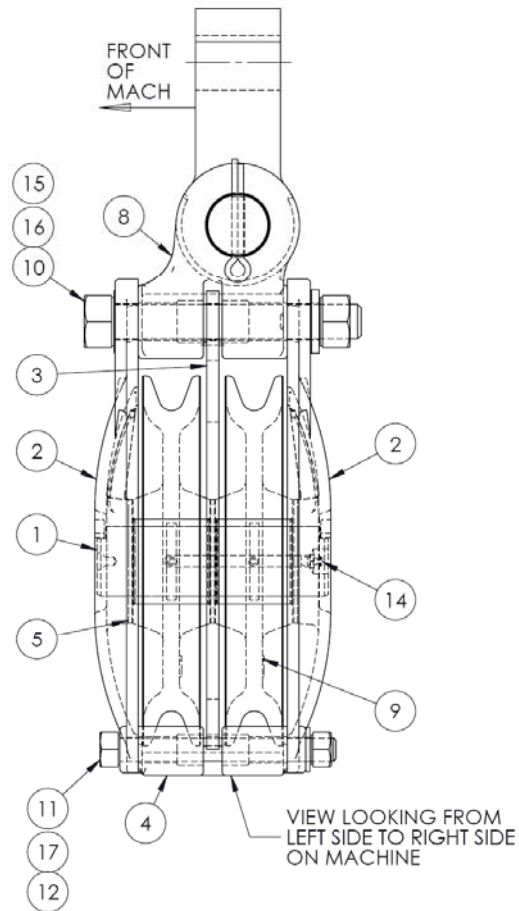
INSTALL UP ON  
MACHINE WHEN  
REEVING WIRE  
ROPE THRU



ITEM	QTY	PART NO	DESCRIPTION
1	1	043-30-068	AS - BOOM BLOCK - MACHINING
2	1	043-30-052	AS - 10" x 3/4" ROPE - SHEAVE ASSEMBLY
3	1	043-30-077	RB - PIN (Ø2.000 x 4.063 LNG) - GREASED
4	1	043-30-085	RB - LINK - CABLE TERMINATOR
5	1	006-30-001	RIG - TERMINATOR, 3/4" WIRE ROPE
6	1	CAT# 3B-5329	COTTER PIN - 3/8 X 4
7	1	CAT# 3B-8489	1/8 NPT GREASE FITTING



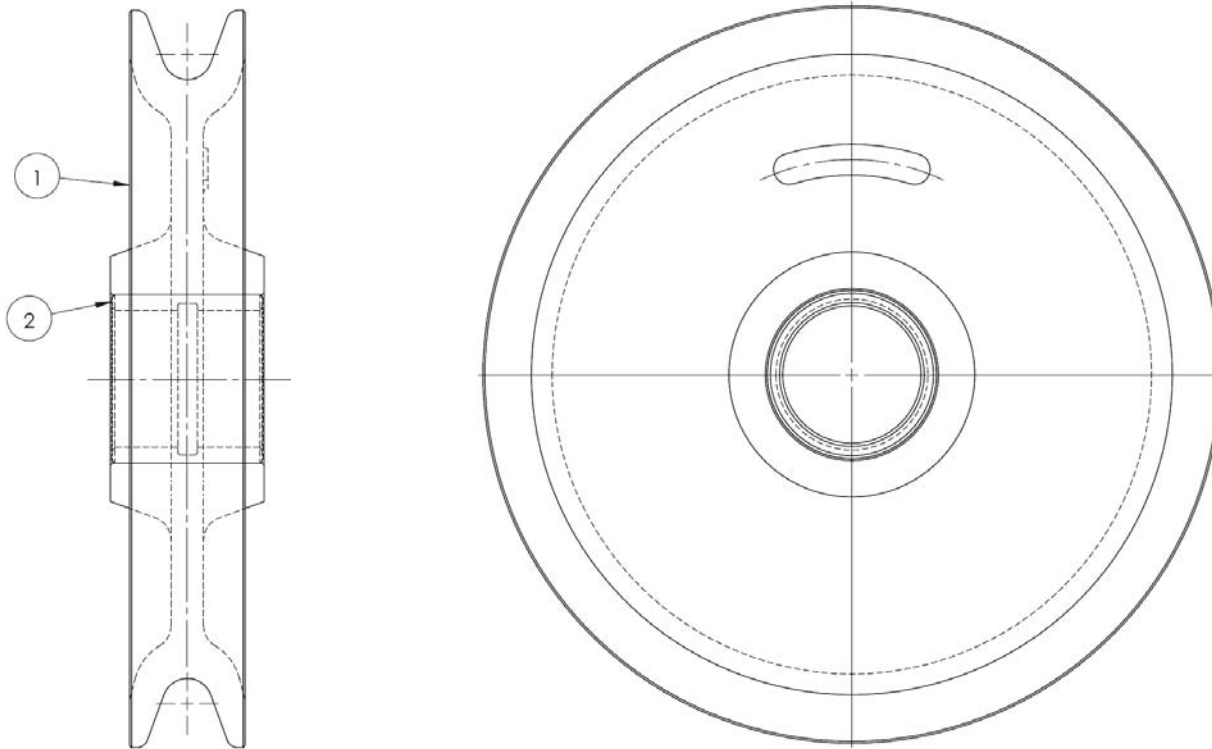
BOLT TORQUES:  
 3/4-16UNF = 370±50 Nm (275±37 lb ft)  
 1-1/8-12UNF = 1300±150 Nm (950±100 lb ft)



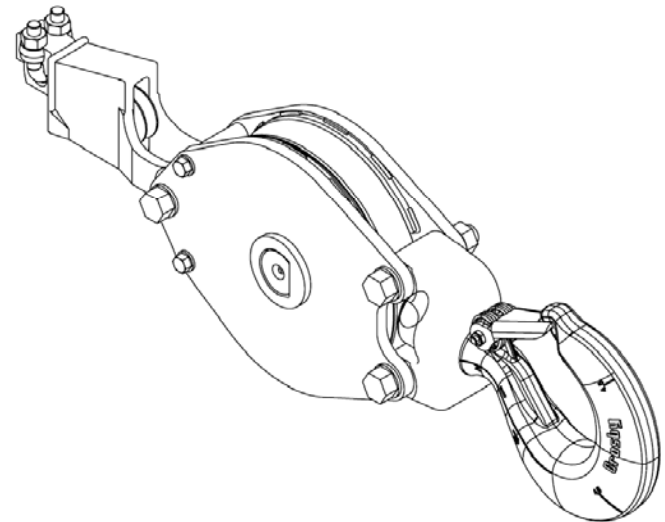
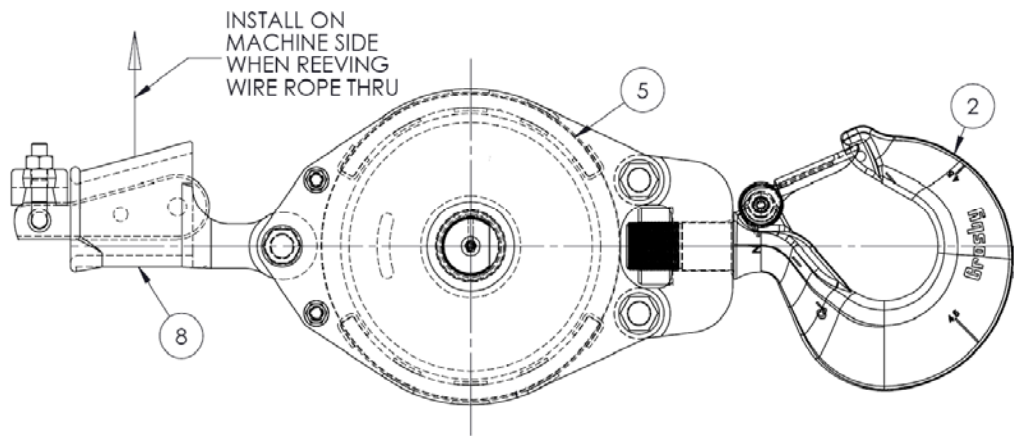
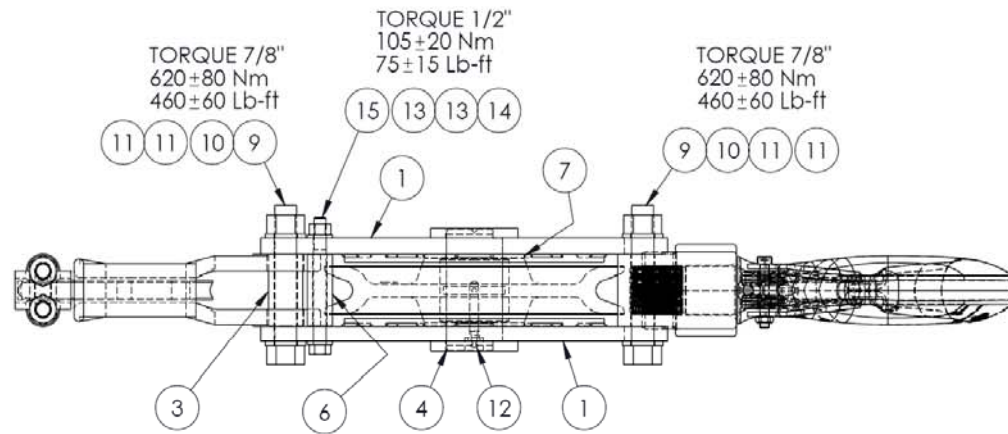
VIEW LOOKING FROM  
 LEFT SIDE TO RIGHT SIDE  
 ON MACHINE

RIG - HOOK LINE BLOCK -LOAD			043-30-066
ITEM	QTY	PART NO	DESCRIPTION
1	1	042-30-015	RB - PIN (Ø2.2415 x 7.5 LNG) - GREASED
2	2	042-30-056	PLATE ASSEMBLY - SIDE
3	1	042-30-058	PLT- BLK CENTRE
4	1	042-30-059	CSTG - BLK SPACER
5	3	042-30-060	PLT - SHEAVE WASHER
6	1	042-30-064	RB - PIN (Ø2 x 8.25 LNG)
7	1	042-30-065	PLT - TRUNNION
8	1	042-30-066	CSTG - YOKE ANCHOR
9	2	043-30-050	AS - 12" x 3/4" ROPE - SHEAVE ASSEMBLY
10	2	CAT# 1S-3647	BOLT - 1 1/8-12 X 8 UNF HEX
11	2	CAT# 2H-3749	BOLT - 3/4-16 X 7 UNF HEX
12	2	CAT# 2K-0337	NUT - 3/4-16 HARDENED
13	2	CAT# 3B-5320	HDW - COTTER PIN - 3/8 X 3
14	1	CAT# 3B-8489	1/8 NPT GREASE FITTING
15	2	CAT# 3D-4904	NUT - 1 1/8-12 UNF HARDENED
16	2	CAT# 7X-0531	HDW - WASHER 1-1/8"
17	2	CAT# 8T-4994	WASHER - 3/4 INCH - HARDENED

**NOTES:**

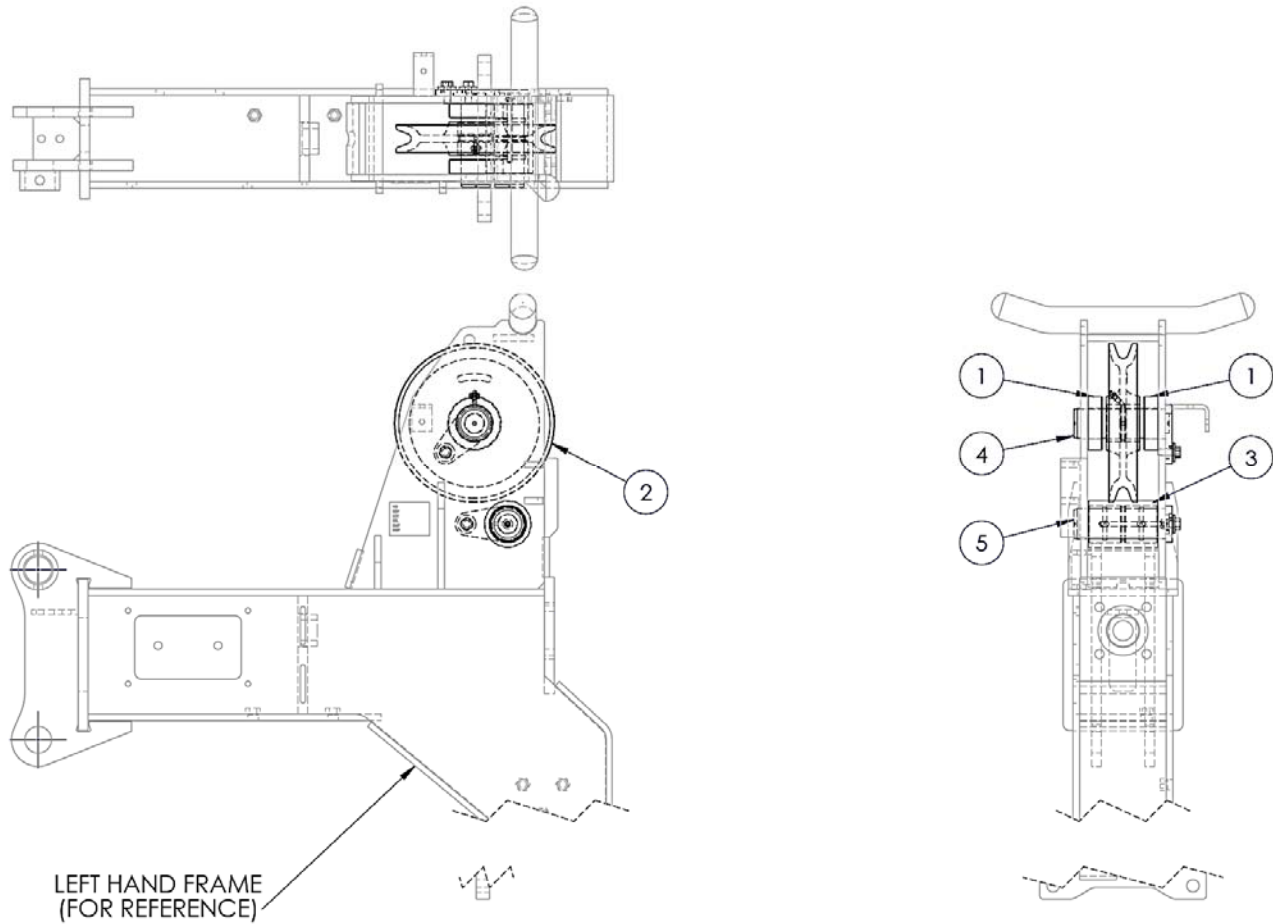


ITEM	QTY	PART NO	DESCRIPTION
1	1	043-30-054	AS - 10" x 3/4" ROPE - SHEAVE MACHINING
2	1	042-30-036	MB - BEARING - SLEEVE

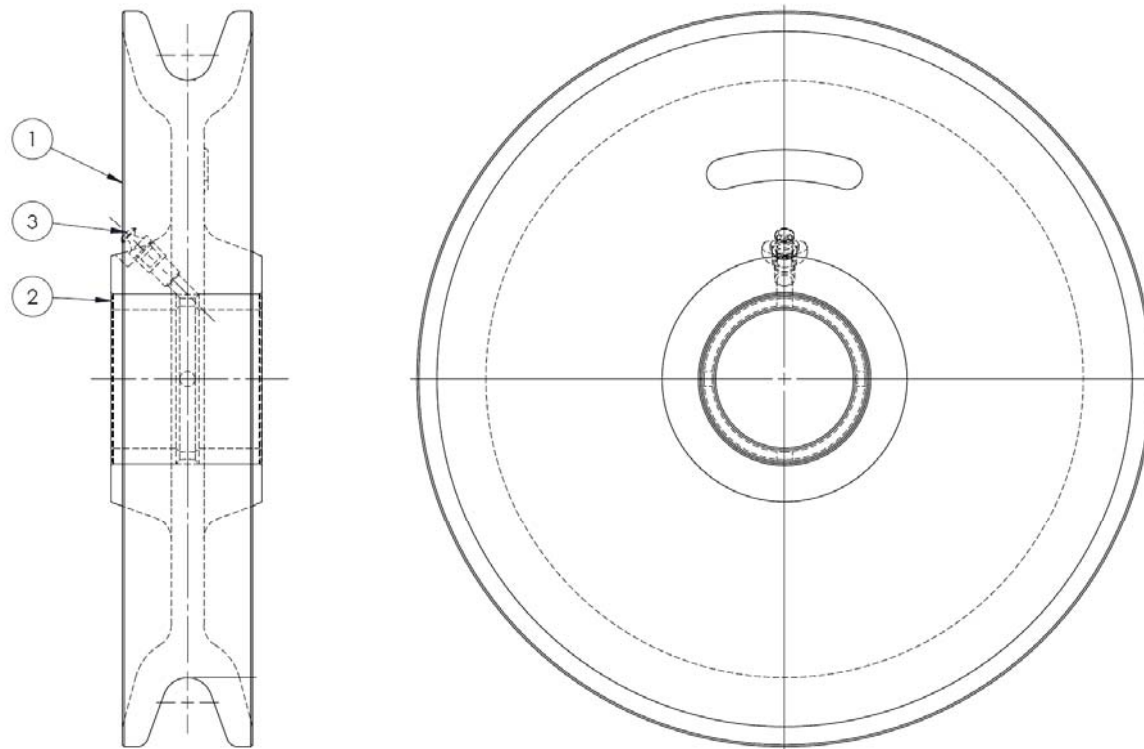




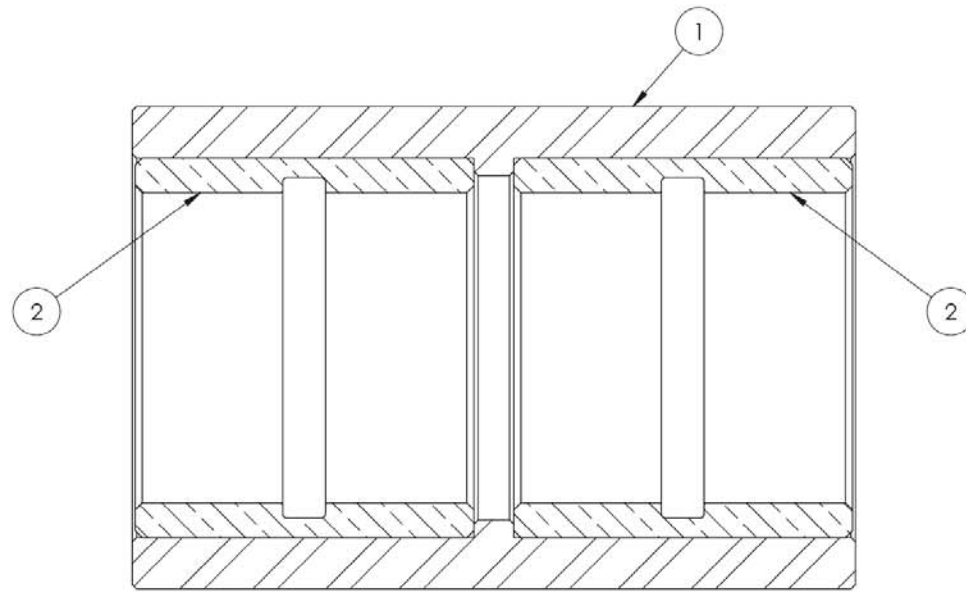
RIG - HOOK LINE BLOCK -HOOK			043-30-067
ITEM	QTY	PART NO	DESCRIPTION
1	2	043-30-087	AS - HK BLOCK SIDE PLATE - FAB
2	1	043-30-084	AS - HOOK & YOKE
3	1	043-30-080	TUBE - SPACER - HOOK BLOCK
4	1	043-30-081	RB - PIN (Ø2.242 x 4.740 LNG) - GREASED
5	1	043-30-050	AS - 12" x 3/4" ROPE - SHEAVE ASSEMBLY
6	2	043-30-089	TUBE - SPACER FOR 1/2" BOLT
7	2	042-30-060	PLT - SHEAVE WASHER
8	1	006-30-001	RIG - TERMINATOR, 3/4" WIRE ROPE
9	3	CAT# 0S-1606	BOLT - 7/8-14 X 5.5 UNF HEX
10	3	CAT# 5D-1986	HDW - NUT, SELF-LOCK 7/8-14 UNF
11	6	CAT# 8C-6913	HDW - WASHER 7/8"
12	1	CAT# 3B-8489	1/8 NPT GREASE FITTING
13	4	CAT# 8T-4223	1/2", M12 WASHER FLAT, HARD, PLATED
14	2	CAT# 2K-0564	NUT, SELF LOCK 1/2-20 UNF
15	2	CAT# 1B-1422	HDW - BOLT - 1/2-20 UNF X 5.0 HEX



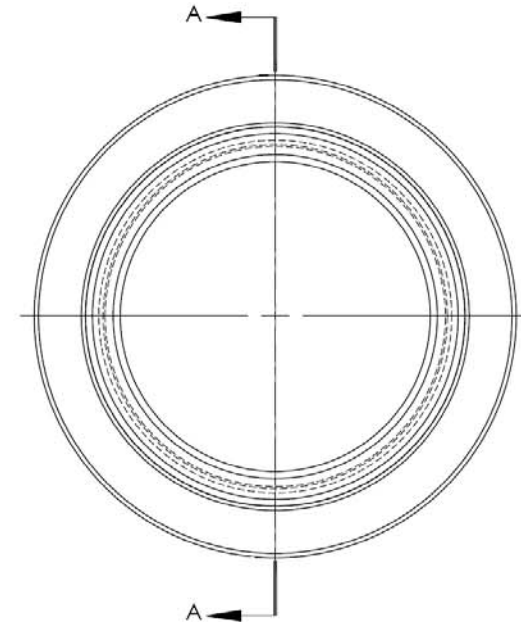
ITEM	QTY	PART NO	DESCRIPTION
1	2	043-15-041	RB - DEFLECTOR SHEAVE SPACER
2	1	043-30-051	AS - 12" x 3/4" ROPE - SHEAVE ASSEMBLY - FLOATING DEFLECTOR
3	1	043-30-062	AS - HOOK LINE ROLLER ASSEMBLY
4	1	043-44-004	AS - PIN ASSEMBLY - SHEAVE TOWER UPPER PIN
5	1	043-44-007	AS - PIN ASSEMBLY - SHEAVE TOWER LOWER PIN



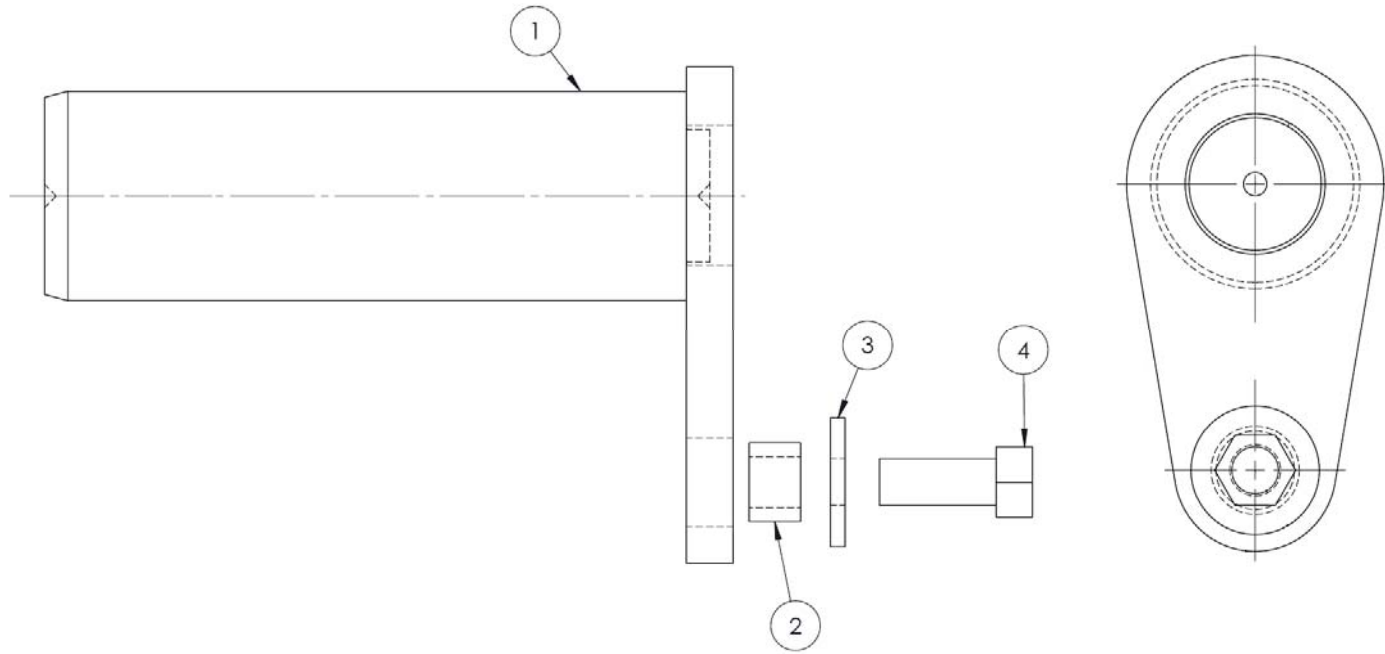
ITEM	QTY	PART NO	DESCRIPTION
1	1	043-30-055	AS - 12" x 3/4" ROPE - SHEAVE MACHINING - WITH CENTER GREASE HOLE
2	1	043-30-047	MB - BEARING - SLEEVE
3	1	CAT# 3B-8489	1/8 NPT GREASE FITTING



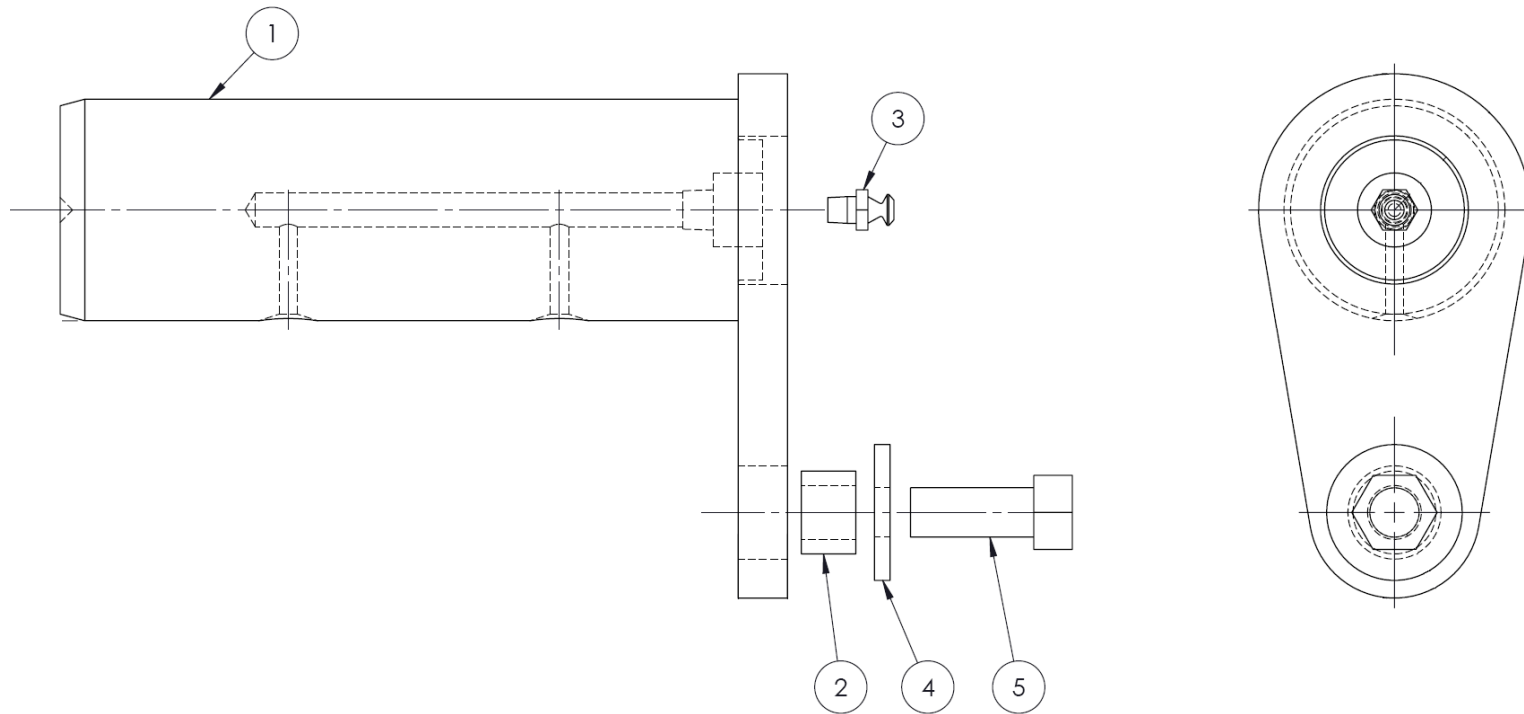
SECTION A-A



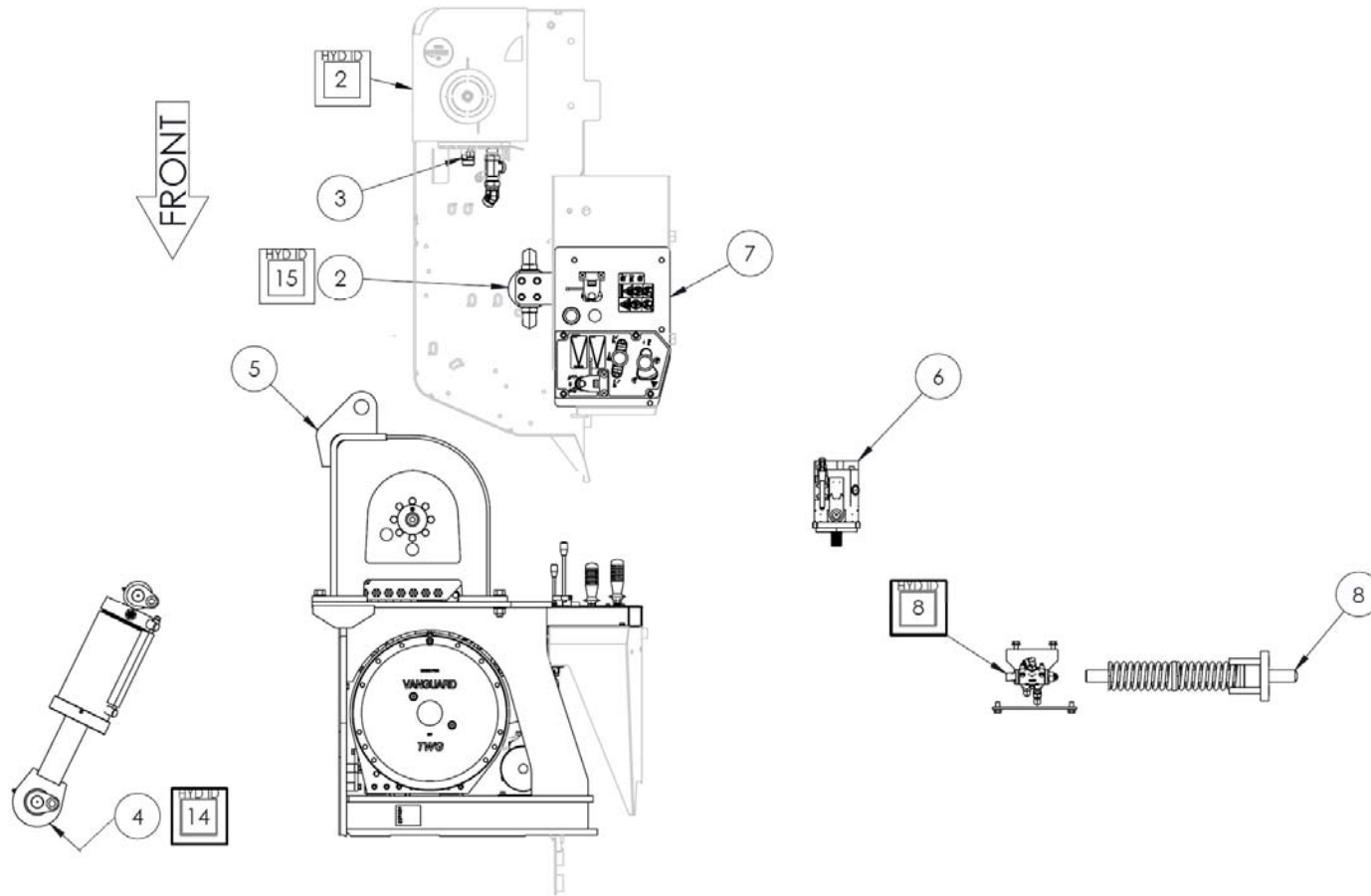
ITEM	QTY	PART NO	DESCRIPTION
1	1	043-30-063	TUBE - HOOK LINE ROLLER TUBE
2	2	042-30-036	MB - BEARING - SLEEVE



ITEM	QTY	PART NO	DESCRIPTION
1	1	043-44-005	AS - PIN FABRICATION
2	1	035-30-007	TUBE-SPACER(1/2SCH80X0.55LNG)
3	1	CAT# 4B-5273	WASHER, USS (34.93MM)
4	1	CAT# 8T-8917	CAPSCREW-HEX HD-PLATED 1/2-13UNC X 1-1/4 LNG



ITEM	QTY	PART NO	DESCRIPTION
1	1	043-44-008	AS - PIN FABRICATION
2	1	035-30-007	TUBE-SPACER(1/2SCH80X0.55LNG)
3	1	CAT# 3B-8489	1/8 NPT GREASE FITTING
4	1	CAT# 4B-5273	WASHER, USS (34.93MM)
5	1	CAT# 8T-8917	CAPSCREW-HEX HD-PLATED 1/2-13UNC X 1-1/4 LNG

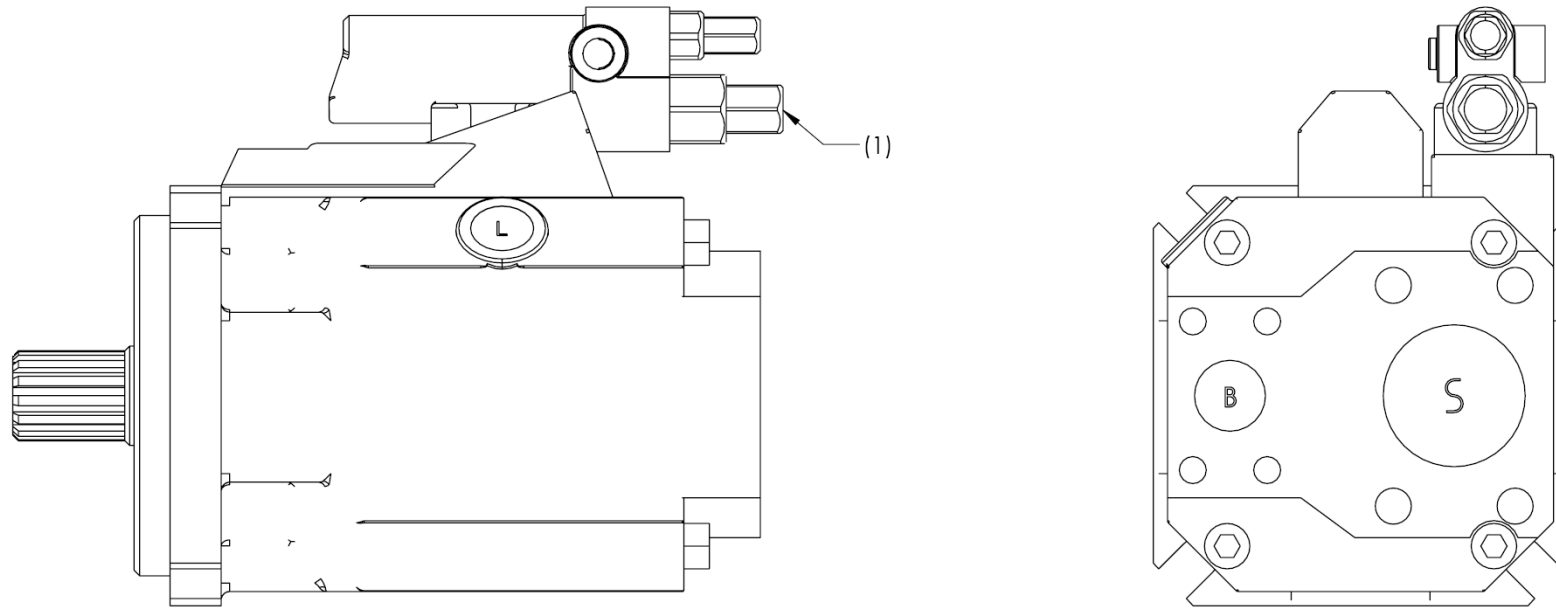


ITEM	QTY	PART NO	DESCRIPTION
1	*1	043-42-100	GP - HOSE CHART - 71H
2	1	043-60-018	GP - FILTER - DRAIN MANIFOLD RETURN
3	1	043-60-028	AS - HYD TANK - FITTINGS AT TANK
4	1	043-60-032	AR - CYLINDER COUNTERWEIGHT
5	1	043-60-029	GP - (T4i) HYD COMPONENT INSTALL
6	1	043-60-035	FC - PUMP CAT#318-8481 @4000PSI
7	1	043-63-001	GP - OPERATORS CONTROL GROUP
8	1	043-66-003	GP -BOOM STOP

\* ITEM NOT SHOWN

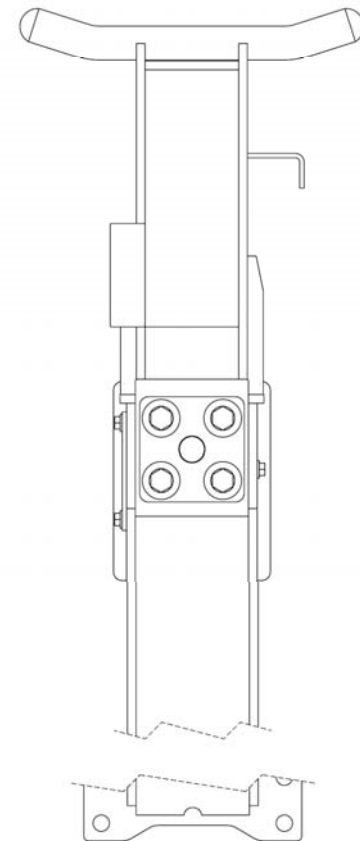
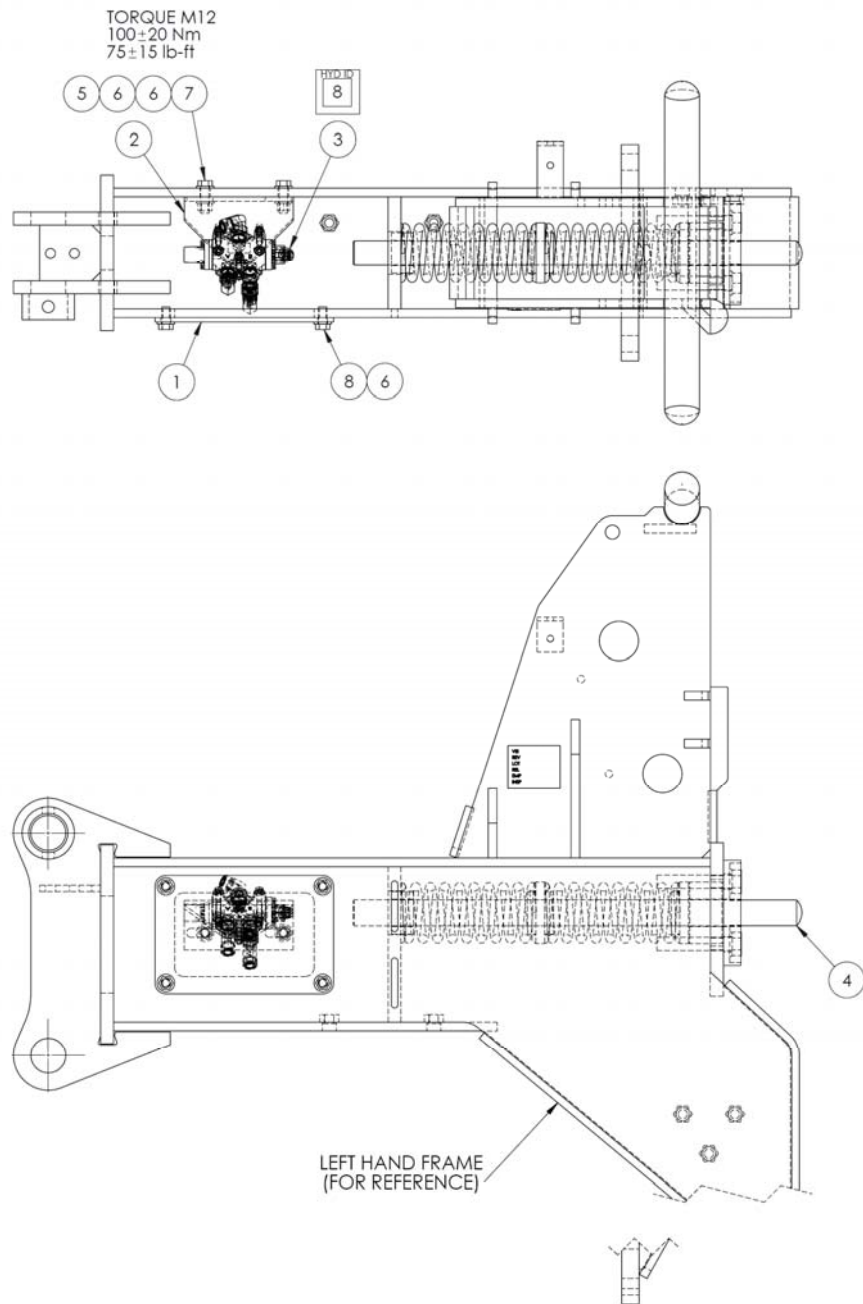
**NOTES:**



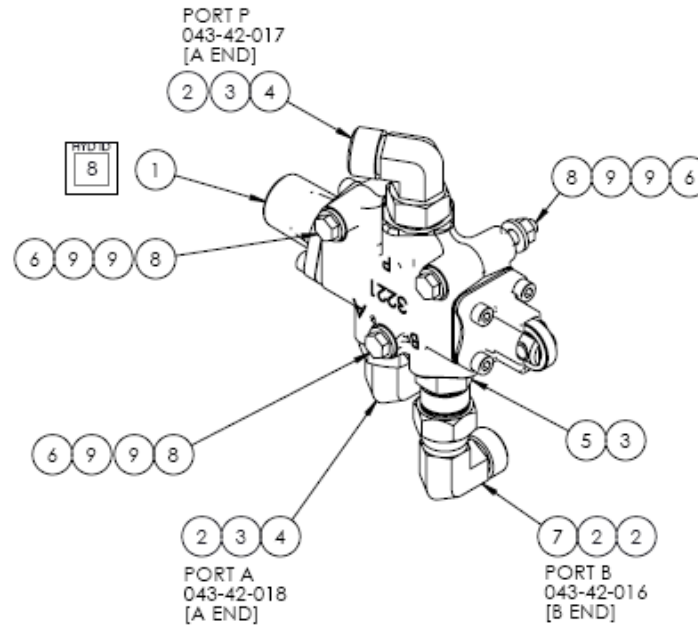


SET PUMP CAT# 318-8481 CUTOFF PRESSURE @ 4000 PSI

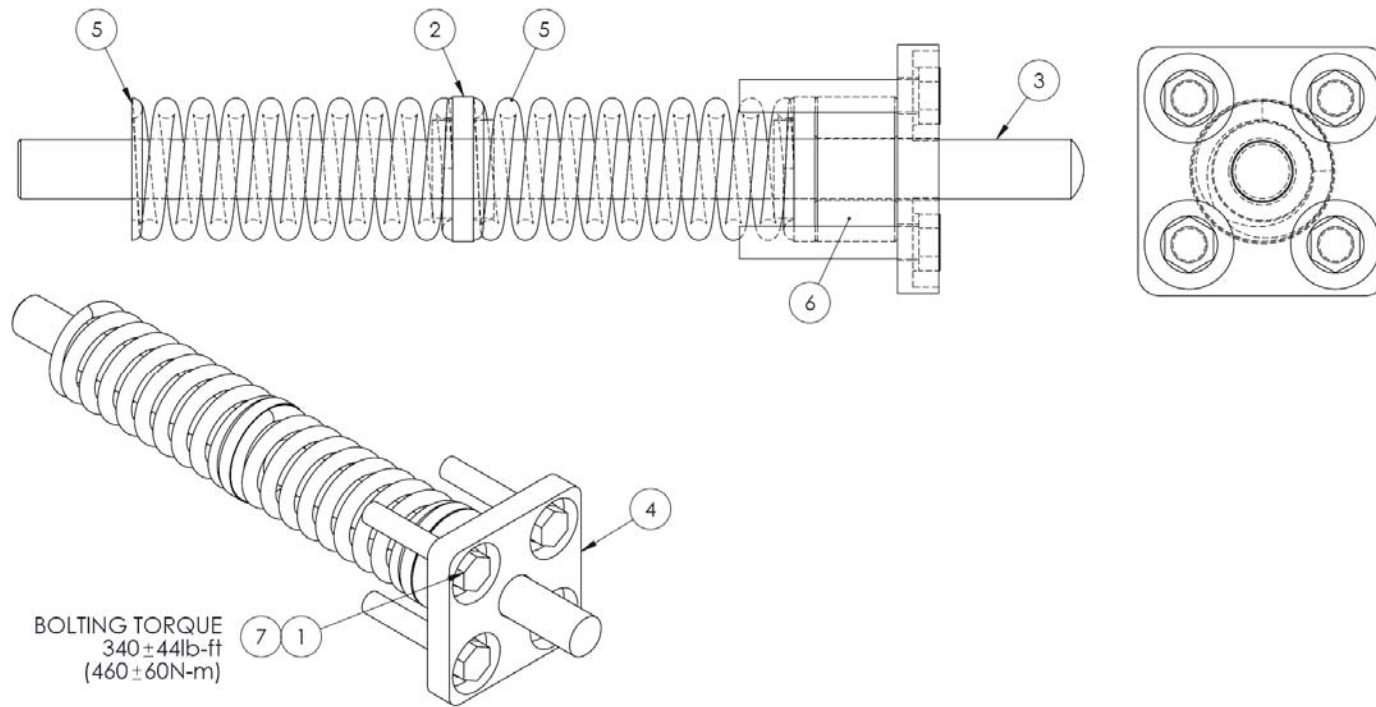
LOOSEN LOCK NUT AND TURN ADJUSTMENT SCREW (1)  
 SET PUMP CUTOFF PRESSURE @ 4000 PSI  
 (FOR SC6 MACHINES FOLLOW UENR4799-00)  
 (FOR GHS MACHINES FOLLOW KENR8558-03)  
 (FOR PBA MACHINES FOLLOW UENR0057-02)  
 STALL HOOK WINCH DOWN AGAINST BRAKE TO OBTAIN  
 COMPENSATOR PRESSURE  
 TIGHTEN LOCK NUT AFTER AJDUSTING



GP -BOOM STOP			043-66-003
ITEM	QTY	PART NO	DESCRIPTION
1	*1	032-66-043	PLATE - COVER
2	1	032-66-044	BRACKET
3	1	043-66-001	GP - BOOM STOP VALVE
4	1	043-66-002	AS - BOOM STOP ACTUATE ROD
5	2	CAT# 6V-7687	HDW - LOCKNUT M12X1.75
6	8	CAT# 8T-4223	1/2", M12 WASHER FLAT, HARD, PLATED
7	2	CAT# 8T-4183	HDW - BOLT M12x1.75x40
8	4	CAT# 8T-4192	HDW - BOLT M12X1.75X25



ITEM	QTY	PART NO	DESCRIPTION
1	1	006-66-001	FC - DIVERTER VALVE
2	4	CAT# 6V-8398	O-RING ORFS -8
3	3	CAT# 3K-0360	FF - O-RING STOR-8
4	2	CAT# 6V-8625	90° EL - ORFS M/STOR BOSS -8/-8
5	1	CAT# 6V-8639	ORFS M/STOR -8/-8
6	3	CAT# 5C-2890	HDW - NUT M6X1
7	1	CAT# 6V-9851	90° EL - ORFS FM SW -8
8	3	CAT# 7X-2535	HDW - BOLT M6X1X60
9	6	CAT# 8T-4205	WASHER - 1/4 IN - FLAT HARD



ITEM	QTY	PART NO	DESCRIPTION
1	4	006-12-006	HDW - BOLT M20X2.5X110 FULL THD
2	1	032-66-004	TUBE - GUIDE - SPRING
3	1	040-66-002	BOOM STOP BAR AS
4	1	040-66-004	RETAINER
5	2	040-66-005	SPR - COMPRESSION SPRING
6	1	043-15-040	TUBE - BOOM KICKOUT SPACER
7	4	CAT# 8T-4123	HDW - WASHER M20

HOSE NO.	OVERALL LENGTH (INCHES)	PARKER AS #	WB=WINCHBASE M=MACHINE
043-42-003	75.25	F881-JCJ7-16-16-16-75.25"	M
043-42-011	53	F471TC-JCJ9-8-8-8-53"	M
043-42-012	88.625	F471TC-JCJ9-6-6-6-88.625"	M
043-42-013	91.75	F471TC-JCJ9-6-6-6-91.75"	M
043-42-014	78	F482TC-JCJC-8-8-8-78"	M
043-42-016	130	F471TC-JSJ9-6-8-8-DBS-130"	M
043-42-017	100	F471TC-JSJ9-6-8-8-DBS-100"	M
043-42-018	91	F471TC-JSJ9-12-8-8-91"	M
043-42-030	61.75	F482TC-JCJC-4-4-4-61.75"	M
043-42-031	65.25	F482TC-JCJC-4-4-4-65.25"	M
043-42-032	75	F482TC-JCJ9-4-4-4-75"	M
043-42-033	67.5	F482TC-JCJC-4-4-4-67.5"	M
043-42-034	87.625	F482TC-JCJC-6-6-6-87.625"	M
043-42-035	87.75	F482TC-JCJ9-6-6-6-87.75"	M
043-42-036	102	F482TC-JCJ9-4-4-4-102"	M
043-42-039	52.875	F471TC-JCJC-6-6-6-52.875"	M
043-42-041	56.25	F881-JS19-20-20-20-56.25"	M
043-42-042	18.5	F881-JCJ9-16-16-16-18.5"	M
043-42-043	65.75	F471TC-JCJ9-4-6-4-65.75"	M
043-42-051	24	F881-JSJ7-16-20-20-24"	M
043-42-051	24	F881-JSJ7-16-20-20-24"	M
043-42-052	18.125	F471TC-JCJ7-6-6-6-18.125"	M
043-42-052	18.125	F471TC-JCJ7-6-6-6-18.125"	M
043-42-053	18.125	F471TC-JCJ7-6-6-6-18.125"	M
043-42-056	82.625	F351TC-JC19-16-16-12-82.625"	M
043-42-002	14.625	F787TC-JSJ9-16-16-16-14.625"	WB
043-42-004	28	F787TC-JSJ9-12-12-12-ASB-28"	WB
043-42-005	31.875	F787TC-JSJ9-12-12-12-ASB-31.875"	WB
043-42-006	58.125	F787TC-JSJ9-12-12-12-ASB-58.125"	WB
043-42-007	53.75	F787TC-JSJ9-12-12-12-ASB-53.75"	WB
043-42-008	46.5	F881-JSJC-10-12-12-ASB-46.5"	WB
043-42-009	19.875	F881-JCJ9-12-10-12-19.875"	WB
043-42-010	32.5	F482TC-JCJ9-8-8-8-32.5"	WB
043-42-015	26.5	F482TC-JCJS-8-12-8-26.5"	WB
043-42-019	25.75	F471TC-JCJC-4-4-4-25.75"	WB
043-42-020	20	F471TC-JCJC-4-4-4-20"	WB
043-42-021	21	F482TC-JCJC-4-4-4-21"	WB
043-42-022	50	F471TC-JCJC-4-4-4-50"	WB
043-42-023	43	F471TC-JCJC-4-4-4-43"	WB
043-42-024	18	F471TC-JCJC-4-4-4-18"	WB
043-42-025	26	F471TC-JCJC-4-4-4-26"	WB
043-42-026	13	F471TC-JCJC-4-4-4-13"	WB
043-42-028	22.125	F471TC-JCJ9-4-4-4-22.125"	WB
043-42-029	22.125	F471TC-JCJ9-4-4-4-22.125"	WB
043-42-037	7.875	F471TC-JCJC-6-6-6-7.875"	WB
043-42-040	28.875	F471TC-JCJC-4-6-6-28.875"	WB
043-42-044	23.125	F471TC-JCJ9-6-4-4-23.125"	WB
043-42-045	19.75	F471TC-JCJ9-6-4-4-19.75"	WB
043-42-046	22.125	F471TC-JCJ9-6-4-4-22.125"	WB
043-42-047	19.75	F471TC-JCJ9-6-4-4-19.75"	WB
043-42-048	14.875	F471TC-JCJC-4-6-4-14.875"	WB
043-42-049	28	F471TC-JCJ9-6-4-4-28"	WB
043-42-050	41.5	F471TC-JCJC-4-6-4-41.5"	WB
043-42-054	20.5	F482TC-JCJ9-6-6-6-20.5"	WB

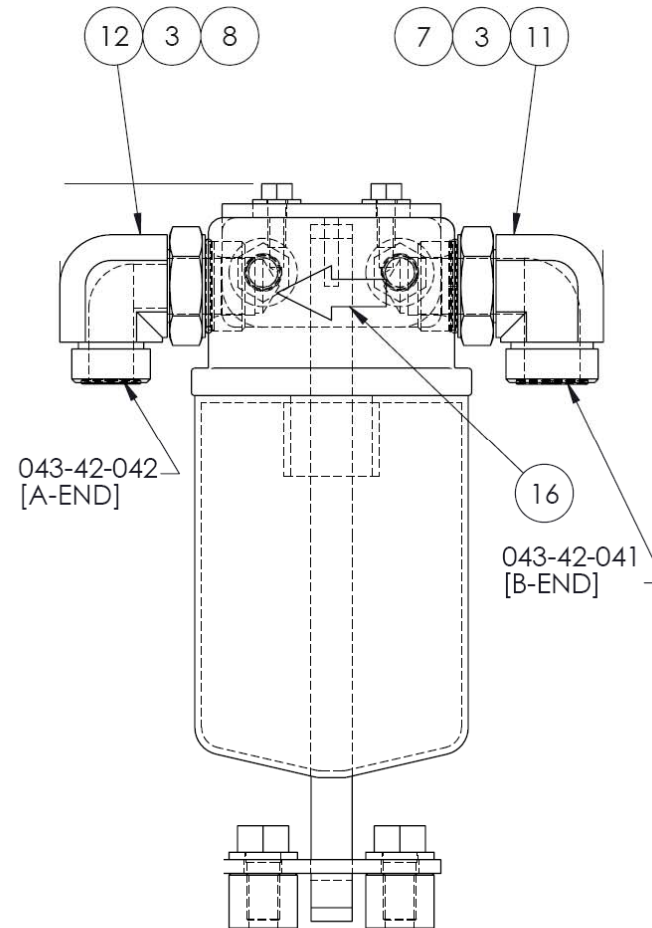
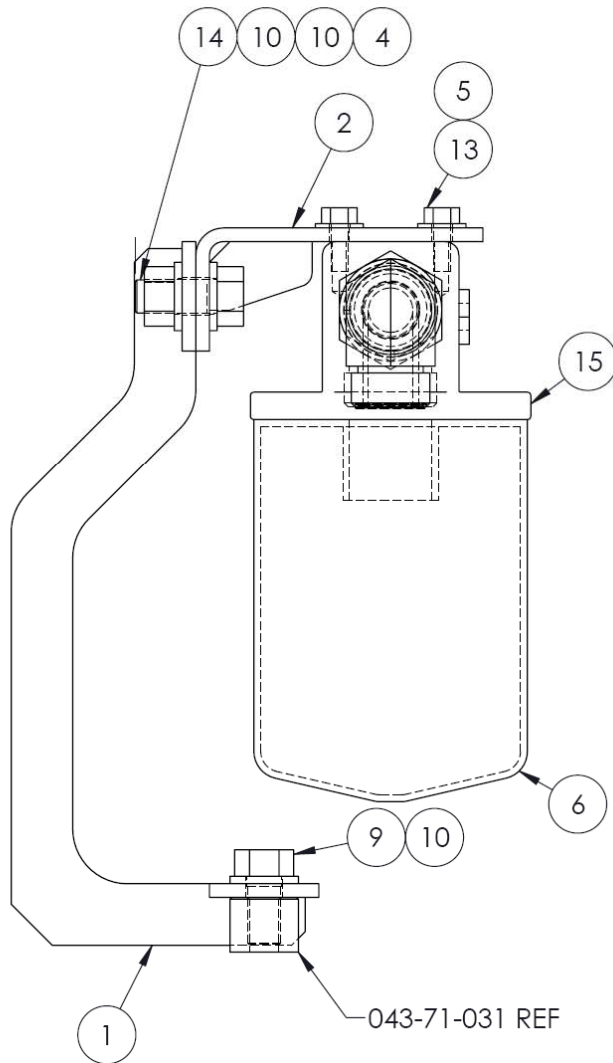
## GP - HOSE CHART (CAT) - 71H

043-42-100

HOSE-GP	CAT NUMBERS				HOSE		ASSEMBLED O.A.L	WB=WINCHBASE M=MACHINE
	A HOSE END		B HOSE END		TYPE	SIZE		
HOSE NUMBER	FITTING	SIZE	FITTING	SIZE				
043-42-038	0	0	0	0	0	0	0	0
043-42-055	0	0	0	0	0	0	0	0
043-42-003	124-2123	-16	124-2138	-16	122-6906	-16	75.25	M
043-42-011	124-2147	-8	124-2117	-8	122-6890	-8	53	M
043-42-012	124-2114	-6	124-2144	-6	122-6889	-6	88.625	M
043-42-013	124-2114	-6	124-2144	-6	122-6889	-6	91.75	M
043-42-014	124-2117	-8	124-2117	-8	122-6870	-8	78	M
043-42-016	154-0097	-6	124-2147	-8	122-6890	-8	130	M
043-42-017	124-2147	-8	154-0097	-6	122-6890	-8	100	M
043-42-018	124-2147	-8	147-1716	-12	122-6890	-8	91	M
043-42-030	124-2111	-4	124-2111	-4	122-6867	-4	61.75	M
043-42-031	124-2111	-4	124-2111	-4	122-6867	-4	65.25	M
043-42-032	124-2111	-4	124-2140	-4	122-6867	-4	75	M
043-42-033	124-2111	-4	124-2111	-4	122-6867	-4	67.5	M
043-42-034	124-2114	-6	124-2114	-6	122-6869	-6	87.625	M
043-42-035	124-2114	-6	124-2144	-6	122-6869	-6	87.75	M
043-42-036	124-2111	-4	124-2140	-4	122-6867	-4	102	M
043-42-039	124-2114	-6	124-2114	-6	122-6889	-6	52.875	M
043-42-041	124-2105	-20	124-2125	-20	122-6907	-20	56.25	M
043-42-042	124-2123	-16	6V-9975	-16	122-6906	-16	18.5	M
043-42-043	124-2111	-4	124-2141	-6	122-6887	-4	65.75	M
043-42-051	124-2139	-20	NOT AVAILABLE	-16	122-6907	-20	24	M
043-42-052	124-2114	-6	6V-9962	-6	122-6889	-6	18.125	M
043-42-053	124-2114	-6	6V-9962	-6	122-6889	-6	18.125	M
043-42-056	124-2102	-16	124-2122	-16	NOT AVAILABLE	-12	82.625	M
043-42-002	NOT AVAILABLE	-16	NOT AVAILABLE	-16	NOT AVAILABLE	-16	14.625	WB
043-42-004	NOT AVAILABLE	-12	NOT AVAILABLE	-12	NOT AVAILABLE	-12	28	WB
043-42-005	NOT AVAILABLE	-12	NOT AVAILABLE	-12	NOT AVAILABLE	-12	31.875	WB
043-42-006	NOT AVAILABLE	-12	NOT AVAILABLE	-12	NOT AVAILABLE	-12	58.125	WB
043-42-007	NOT AVAILABLE	-12	NOT AVAILABLE	-12	NOT AVAILABLE	-12	53.75	WB
043-42-008	154-0098	-10	9X-3760	-12	122-6905	-12	46.5	WB
043-42-009	124-2152	-10	9X-3760	-12	122-6905	-12	19.875	WB
043-42-010	124-2147	-8	124-2117	-8	122-6870	-8	32.5	WB
043-42-015	124-2117	-8	147-1716	-12	122-6870	-8	26.5	WB
043-42-019	124-2111	-4	124-2111	-4	122-6887	-4	25.75	WB
043-42-020	124-2111	-4	124-2111	-4	122-6887	-4	20	WB
043-42-021	124-2111	-4	124-2111	-4	122-6867	-4	21	WB
043-42-022	124-2111	-4	124-2111	-4	122-6887	-4	50	WB
043-42-023	124-2111	-4	124-2111	-4	122-6887	-4	43	WB
043-42-024	124-2111	-4	124-2111	-4	122-6887	-4	18	WB
043-42-025	124-2111	-4	124-2111	-4	122-6887	-4	26	WB
043-42-026	124-2111	-4	124-2111	-4	122-6887	-4	13	WB
043-42-028	124-2140	-4	124-2111	-4	122-6887	-4	22.125	WB
043-42-029	124-2140	-4	124-2111	-4	122-6887	-4	22.125	WB
043-42-037	124-2114	-6	124-2114	-6	122-6889	-6	7.875	WB
043-42-040	154-0096	-4	124-2114	-6	122-6889	-6	28.875	WB
043-42-044	124-2140	-4	124-2113	-6	122-6887	-4	23.125	WB
043-42-045	124-2140	-4	124-2113	-6	122-6887	-4	19.75	WB
043-42-046	124-2140	-4	124-2113	-6	122-6887	-4	22.125	WB
043-42-047	124-2140	-4	124-2113	-6	122-6887	-4	19.75	WB
043-42-048	124-2111	-4	124-2113	-6	122-6887	-4	14.875	WB
043-42-049	124-2140	-4	124-2113	-6	122-6887	-4	28	WB
043-42-050	124-2111	-4	124-2113	-6	122-6887	-4	41.5	WB
043-42-054	124-2144	-6	124-2114	-6	122-6869	-6	20.5	WB

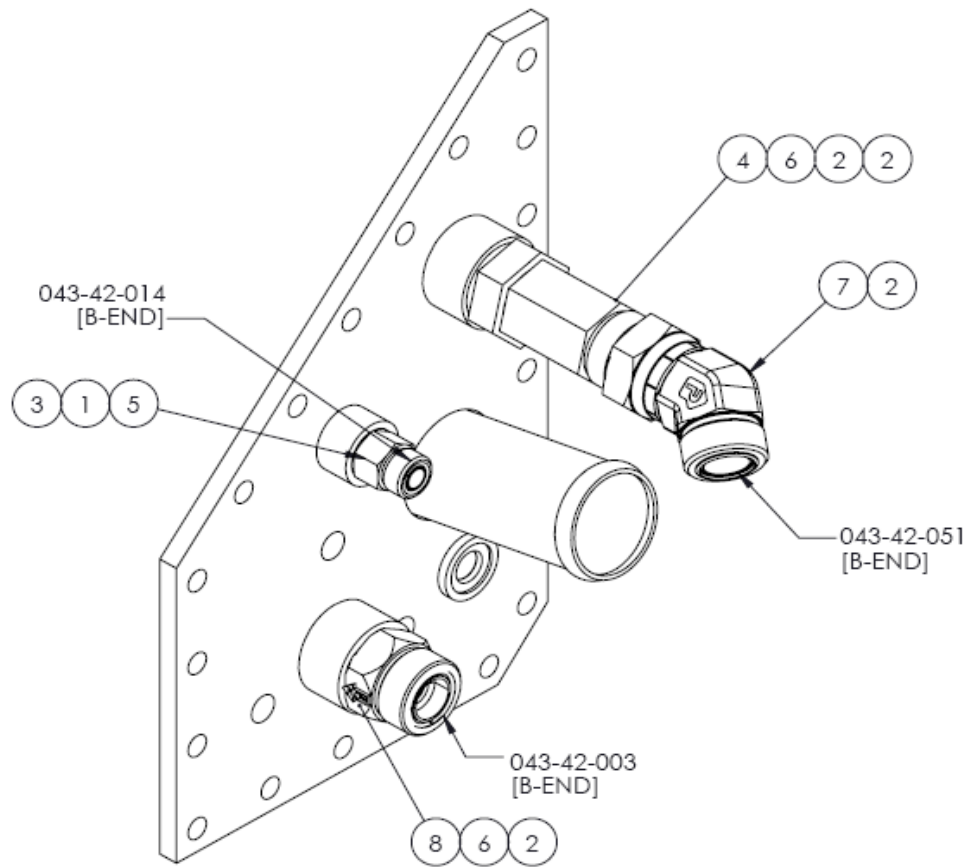
TORQUE 5/8"  
215±40 Nm  
160±30 Lb-ft

TORQUE 5/16"  
25±6 Nm  
18±4.5 Lb-ft

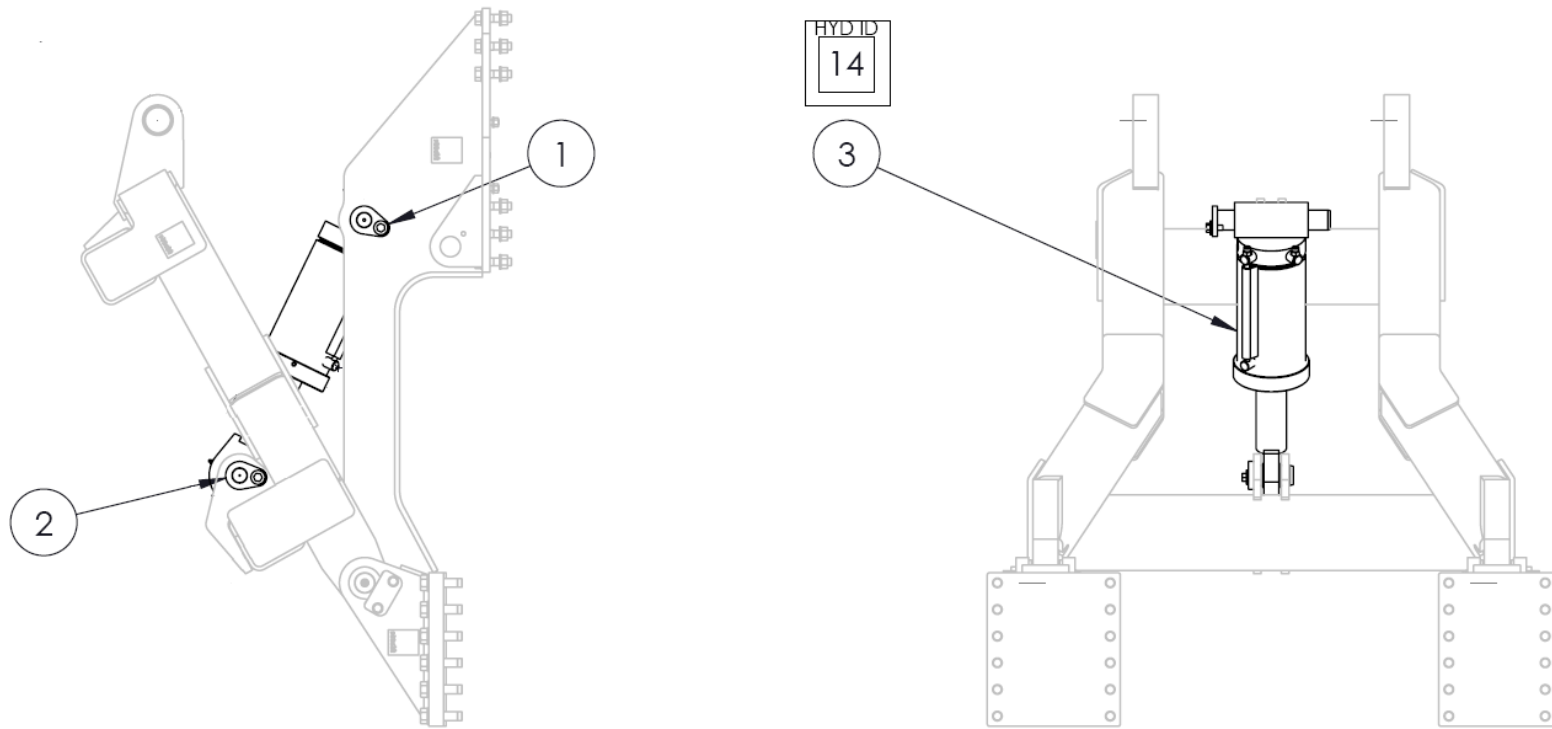




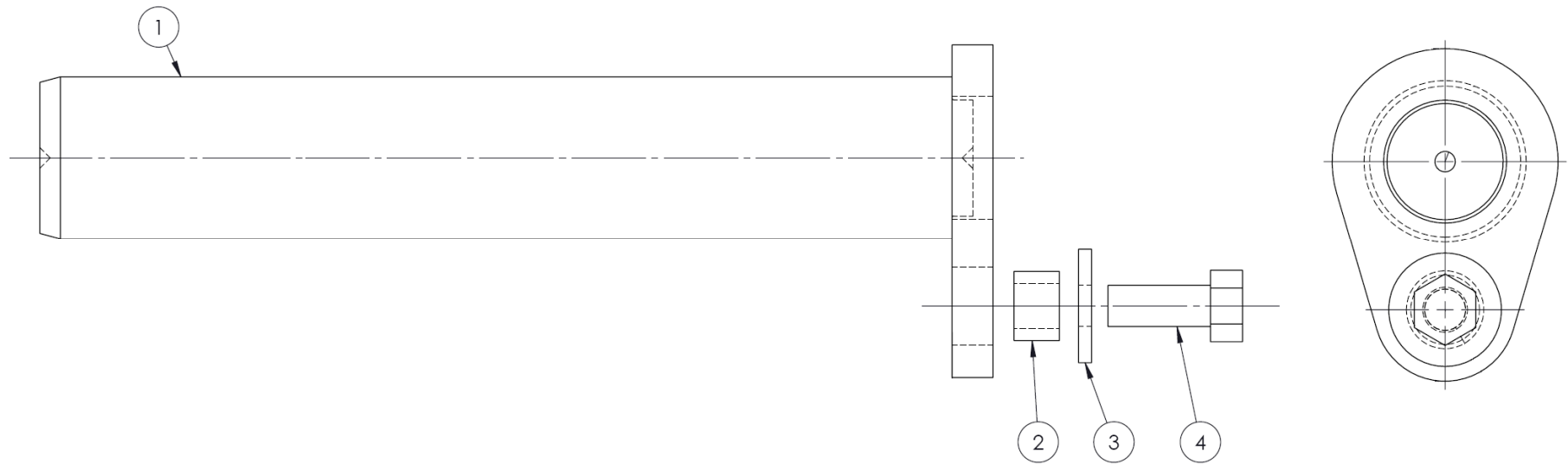
GP - FILTER - DRAIN MANIFOLD RETURN			043-60-018
ITEM	QTY	PART NO	DESCRIPTION
1	1	043-60-023	AS - FILTER MOUNT BRACKET
2	1	043-60-026	AS - FILTER MOUNT BRACKET
3	2	CAT# 2S-4078	O-RING STOR -20
4	2	CAT# 3K-2889	HDW - LOCKNUT - 5/8-11 THD
5	4	CAT# 4B-5270	HDW - USS WASHER 5/16"
6	1	CAT# 4T-6788	FF - FILTER (FLUSHING)
7	1	CAT# 6V-8400	O-RING ORFS -20
8	1	CAT# 5K-9090	O-RING ORFS -16
9	2	CAT# 7X-0343	HDW - BOLT - 5/8-11 UNC X 1.25 HEX
10	6	CAT# 8T-4122	HDW - WASHER 5/8
11	1	CAT# 6V-9009	90° EL - ORFS M/STOR BOSS -20/-20
12	1	CAT# 8T-8987	90° EL - STOR BOSS/ORFS M -20/-16
13	4	CAT# 8T-9043	HDW - BOLT - 5/16-18 UNC X 0.875 HEX
14	2	CAT# 8T-9393	BOLT - 5/8-11 X 1.5 UNC HEX
15	1	PARK# 936000M	FF - FILTER HEAD
16	1	PARK# 930506M	FF - 3 PSI BYPASS VALVE



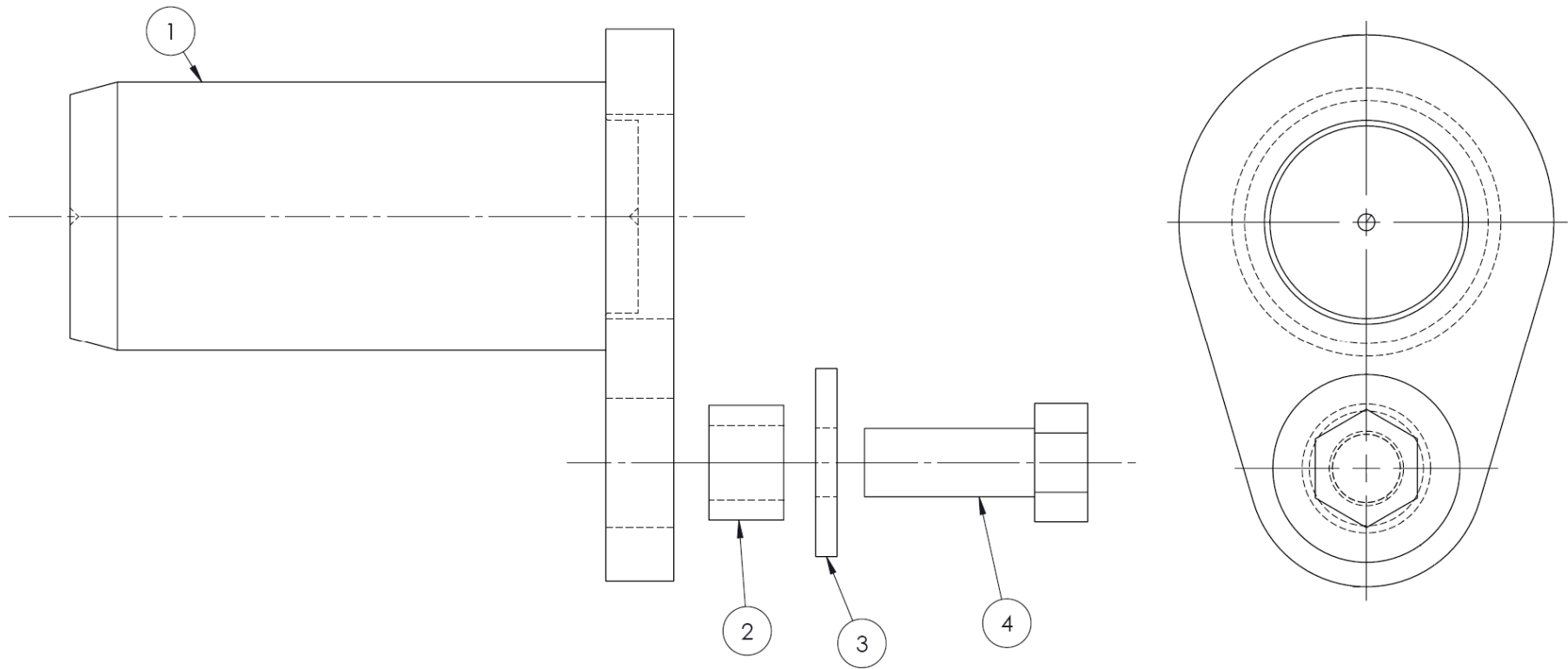
ITEM	QTY	PART NO	DESCRIPTION
1	1	CAT# 3J-1907	O-RING STOR-6
2	4	CAT# 5K-9090	O-RING ORFS -16
3	1	CAT# 6V-8398	O-RING ORFS -8
4	1	CAT# 6V-8785	FF - ORFS/ORFS/STOR -16/-16/-16
5	1	CAT# 6V-9873	ORFS MALE / STOR BOSS -8/-6
6	2	CAT# 7M-8485	O-RING STOR -16
7	1	CAT# 142-0038	FF - 45 ORFSM/ORFSF SW -16/-16
8	1	PARK# DT-1000-MSMO-125	FC - VALVE GP - CHECK



ITEM	QTY	PART NO	DESCRIPTION
1	1	043-44-017	AS - PIN ASSEMBLY - CTWT CYLINDER - BARREL END PIN
2	1	043-44-020	AS - PIN ASSEMBLY - CTWT CYLINDER - ROD END PIN
3	1	043-60-021	GP - CYLINDER COUNTERWEIGHT



ITEM	QTY	PART NO	DESCRIPTION
1	1	043-44-018	AS - PIN FABRICATION
2	1	035-30-007	SPACER
3	1	CAT# 4B-5273	WASHER, USS (34.93MM)
4	1	CAT# 8T-8917	CAPSCREW-HEX HD-PLATED 1/2-13UNC X 1-1/4 LNG

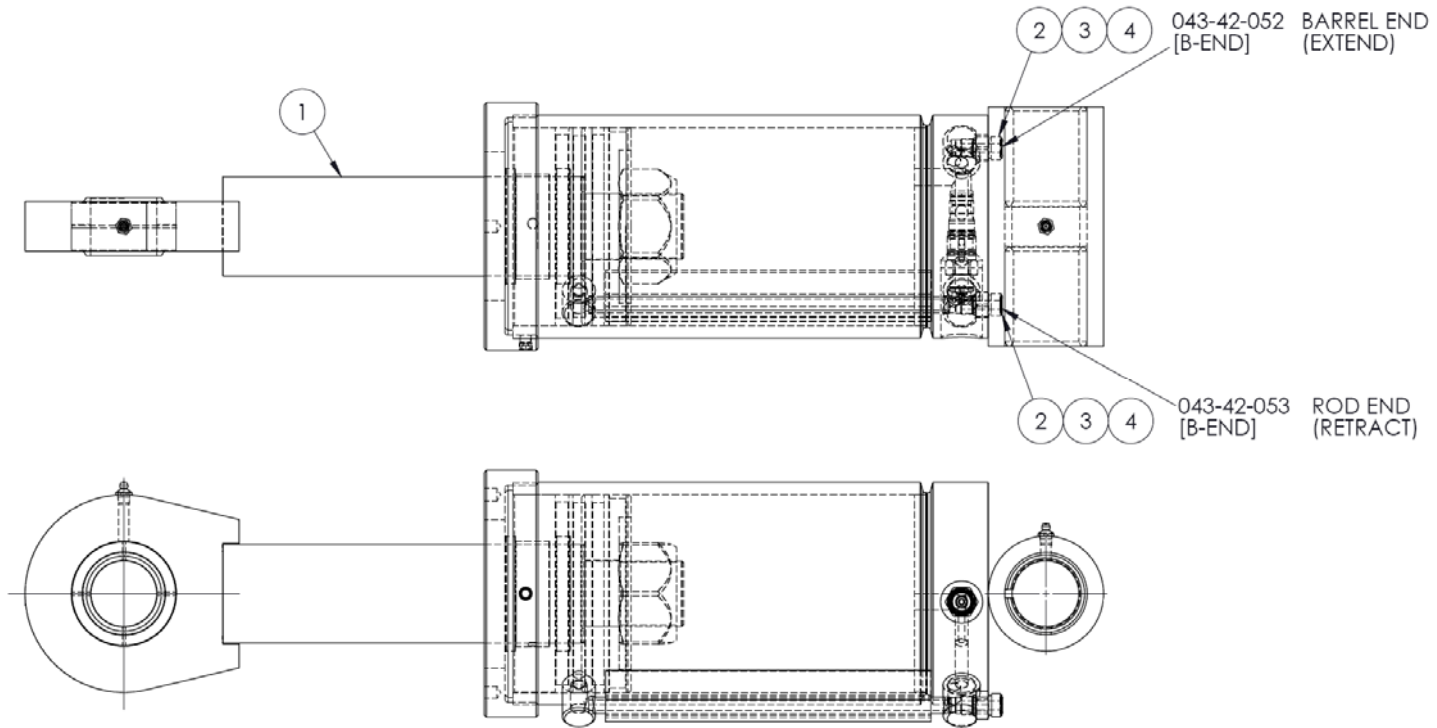


ITEM	QTY	PART NO	DESCRIPTION
1	1	035-68-053	AS - PIN
2	1	035-30-007	SPACER
3	1	CAT# 4B-5273	WASHER, USS (34.93MM)
4	1	CAT# 8T-8917	CAPSCREW-HEX HD-PLATED 1/2-13UNC X 1-1/4 LNG

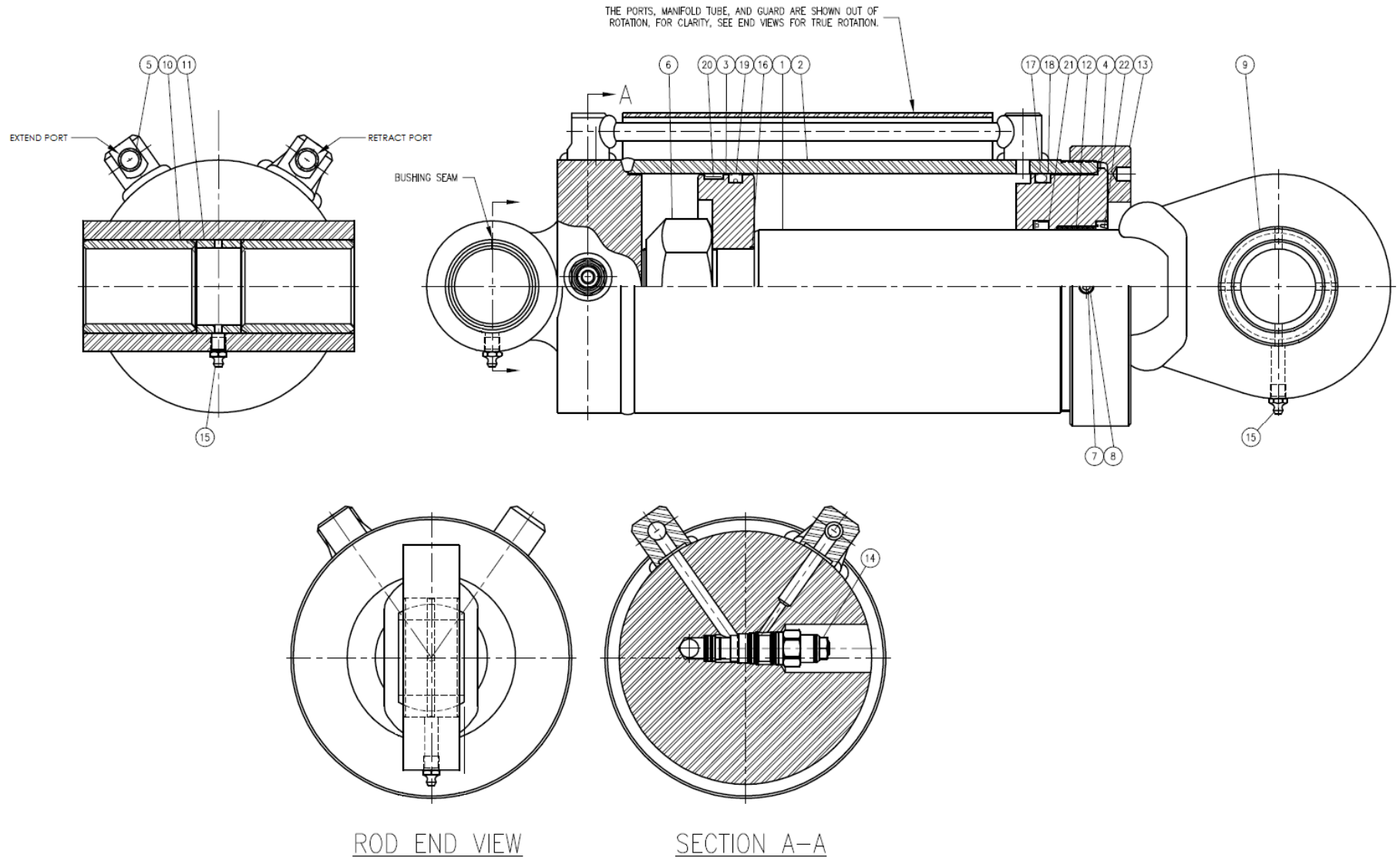
**NOTES:**

**GP - CYLINDER COUNTERWEIGHT**

043-60-021



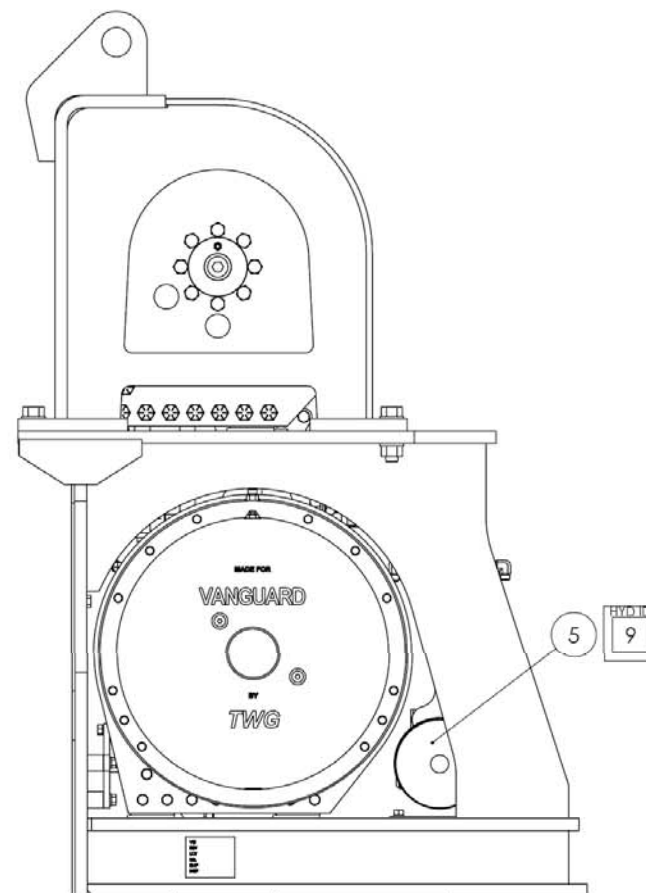
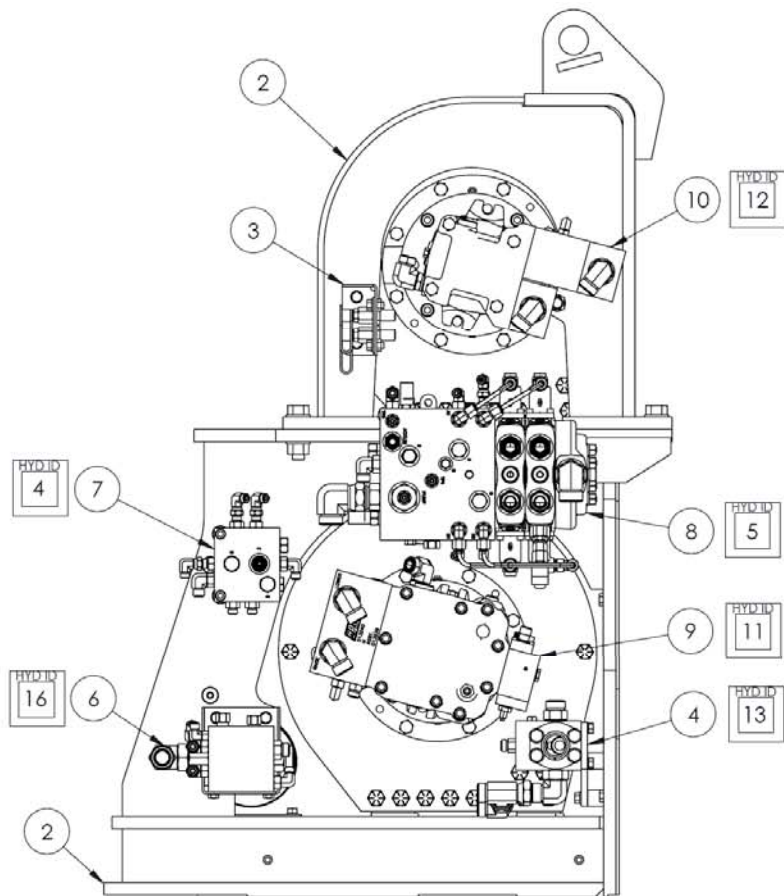
ITEM	QTY	PART NO	DESCRIPTION
1	1	043-60-002	FC - CYL (6" BORE X 7" STROKE C/W CBAL V)
2	2	CAT# 6V-8636	ORFS M /STOR BOSS -6/-6
3	2	CAT# 3J-1907	O-RING STOR-6
4	2	CAT# 6V-8397	O-RING ORFS-6

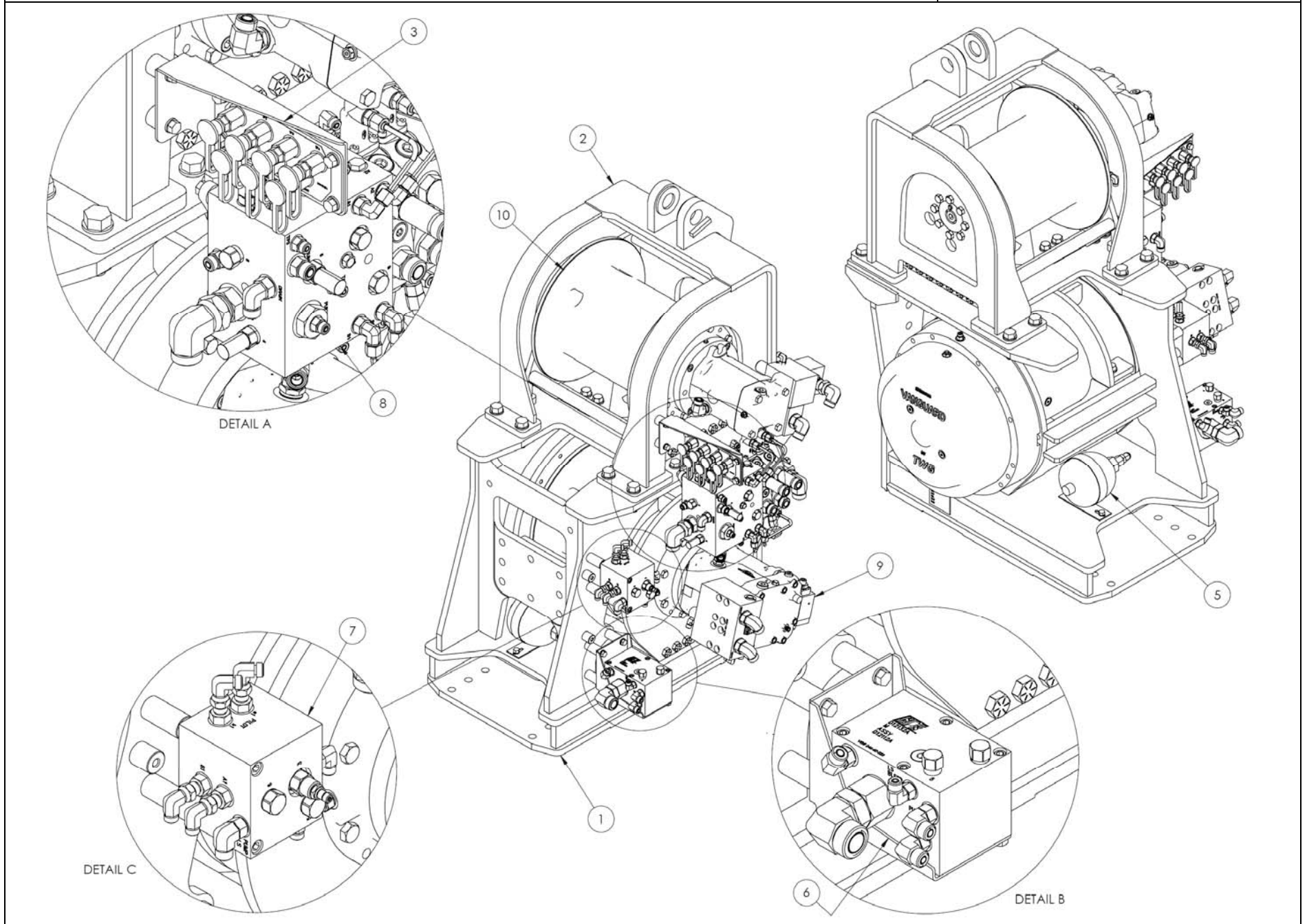




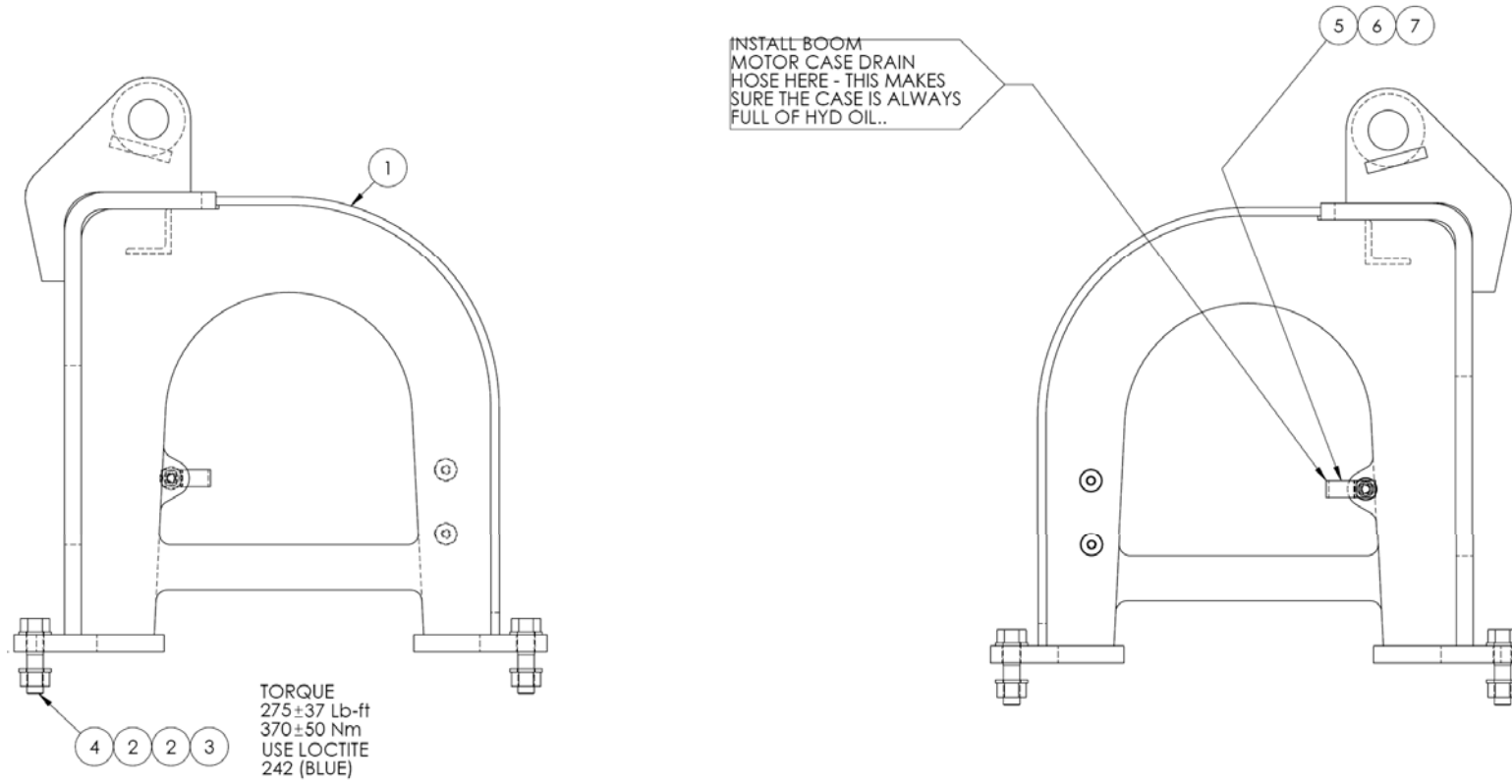
FC - CYL (6" BORE X 7" STROKE C/W CBAL V)			043-60-002
ITEM	QTY	PART NO	DESCRIPTION
1	1	100540	PISTON ROD ASSY
2	1	100541	BUTT & TUBE ASSEMBLY
3	1	100049	PISTON
4	1	100050	GLAND
5	2	100060	SHIPPING PLUG
6	1	100051	LOCKNUT
7	1	100053	SET SCREW
8	1	100054	NYLON LOCK
9	1	100057	SPHERICAL BUSHING
10	2	100056	BUSHING
11	1	100068	SPACER
12	1	100058	DX BUSHING
13	1	100052	GLAND CAP
14	1	100542	COUNTERBALANCE VALVE
15	2	100059	GREASE ZERK
16	1*	100061	O-RING
17	1*	100062	O-RING
18	1*	100063	BU-WASHER
19	1*	100064	CROWN SEAL
20	1*	100065	BEARING RING
21	1*	100066	U-CUP
22	1*	100067	WIPER
*	1	100543	PACKING KIT

**NOTES:**

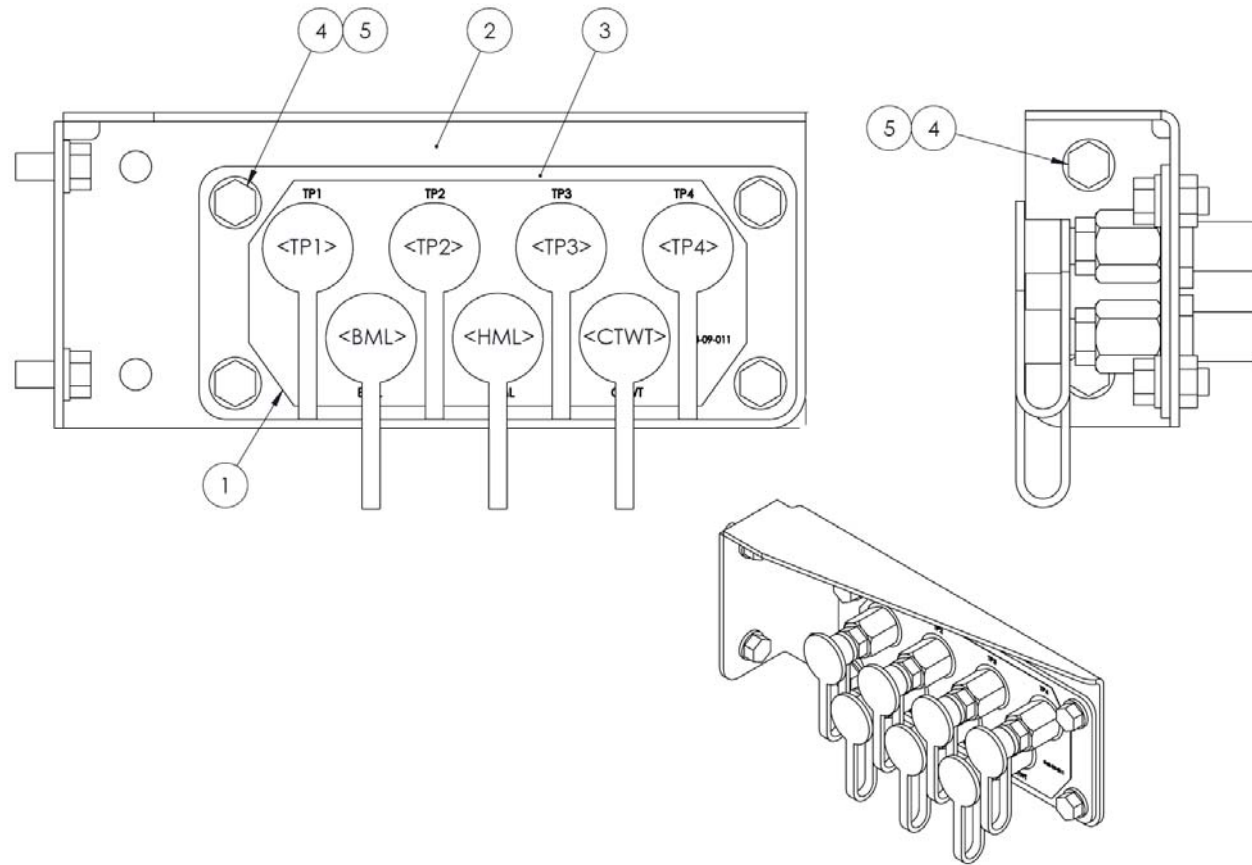




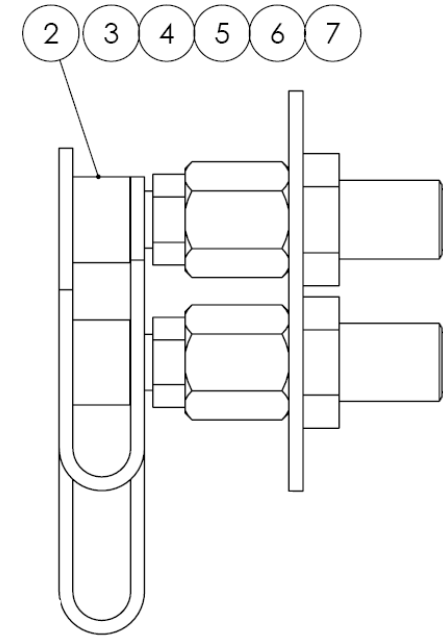
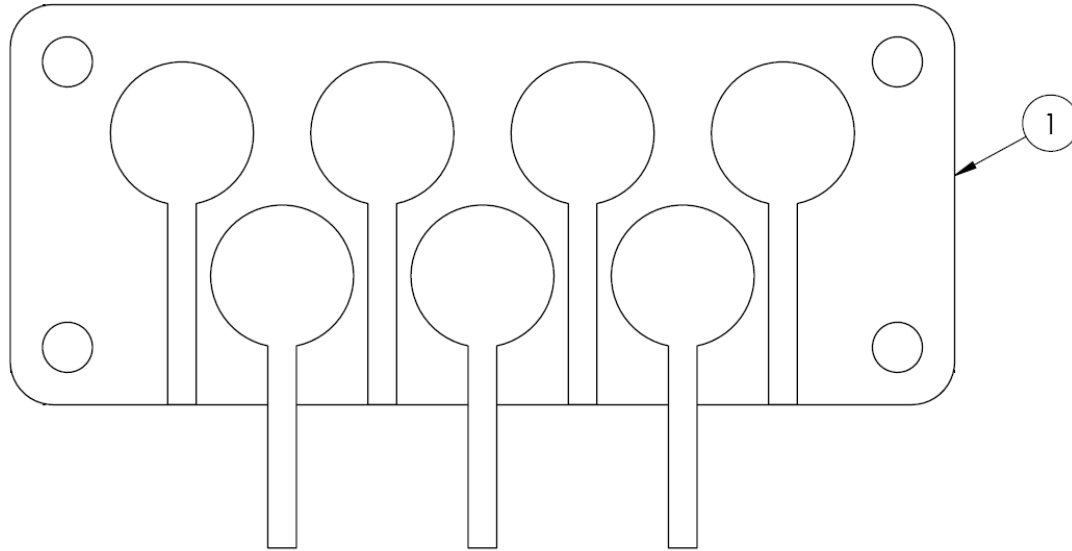
GP - (T4i) HYD COMPONENTINSTALL			043-60-029
ITEM	QTY	PART NO	DESCRIPTION
1	1	043-10-006	AS - WINCH MOUNT - MACHINING
2	1	043-10-007	AS - TAILBLOCK SUPPORT FRAME ASSEMBLY
3	1	043-60-006	GP - HYD PRESS REMOTE TEST PANEL
4	1	043-60-015	GP - RETURN MANIFOLD
5	1	043-60-022	GP - ACCUMULATOR INSTALLATION
6	1	043-60-030	GP - (T4i) AUX LS FLOW VALVE
7	1	043-61-001	GP - LOAD SENSE MANIFOLD
8	1	043-62-001	GP - MAIN CONTROL VALVE
9	1	043-64-001	GP - HOOK WINCH GROUP
10	1	043-65-001	GP - BOOM WINCH GROUP



ITEM	QTY	PART NO	DESCRIPTION
1	1	043-10-066	AS - TAILBLOCK SUPPORT FRAME FABRICATION
2	16	CAT# 8T-4994	WASHER - 3/4 INCH - HARDENED
3	8	CAT# 6V-8182	NUT - 3/4-10 UNC HEX
4	8	CAT# 8C-6857	BOLT - 3/4-10 X 2.75 UNC HEX
5	1	PARK# CL-19	HDWM - CLAMP
6	1	CAT# 8T-4896	WASHER - 3/8 IN - FLAT HARD
7	1	CAT# 4L-6454	HDW - BOLT 3/8 -16 X 1"

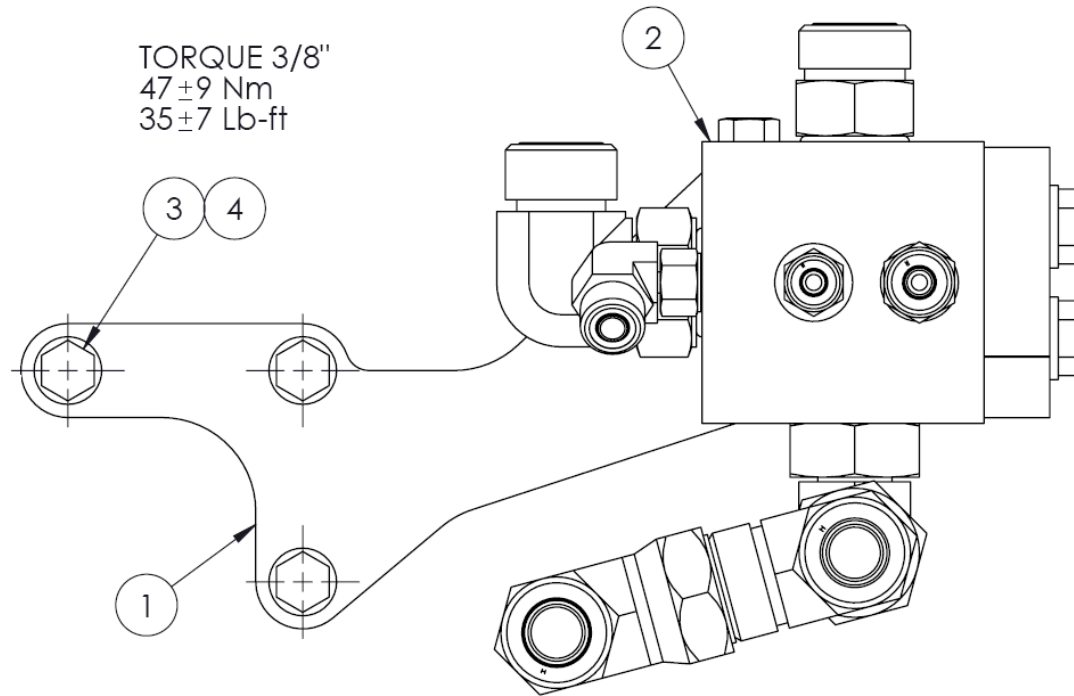


ITEM	QTY	PART NO	DESCRIPTION
1	1	043-09-011	FILM - HYD TEST PORT ID
2	1	043-60-007	AS - HYD PRESS REMOTE TEST PANEL - MOUNT
3	1	043-60-009	AS - HYD PRESS REMOTE TEST PANEL
4	6	CAT# 5M-3062	BOLT - 3/8-16 X 3/4 UNC HEX
5	6	CAT# 8T-4896	WASHER - 3/8 IN - FLAT HARD

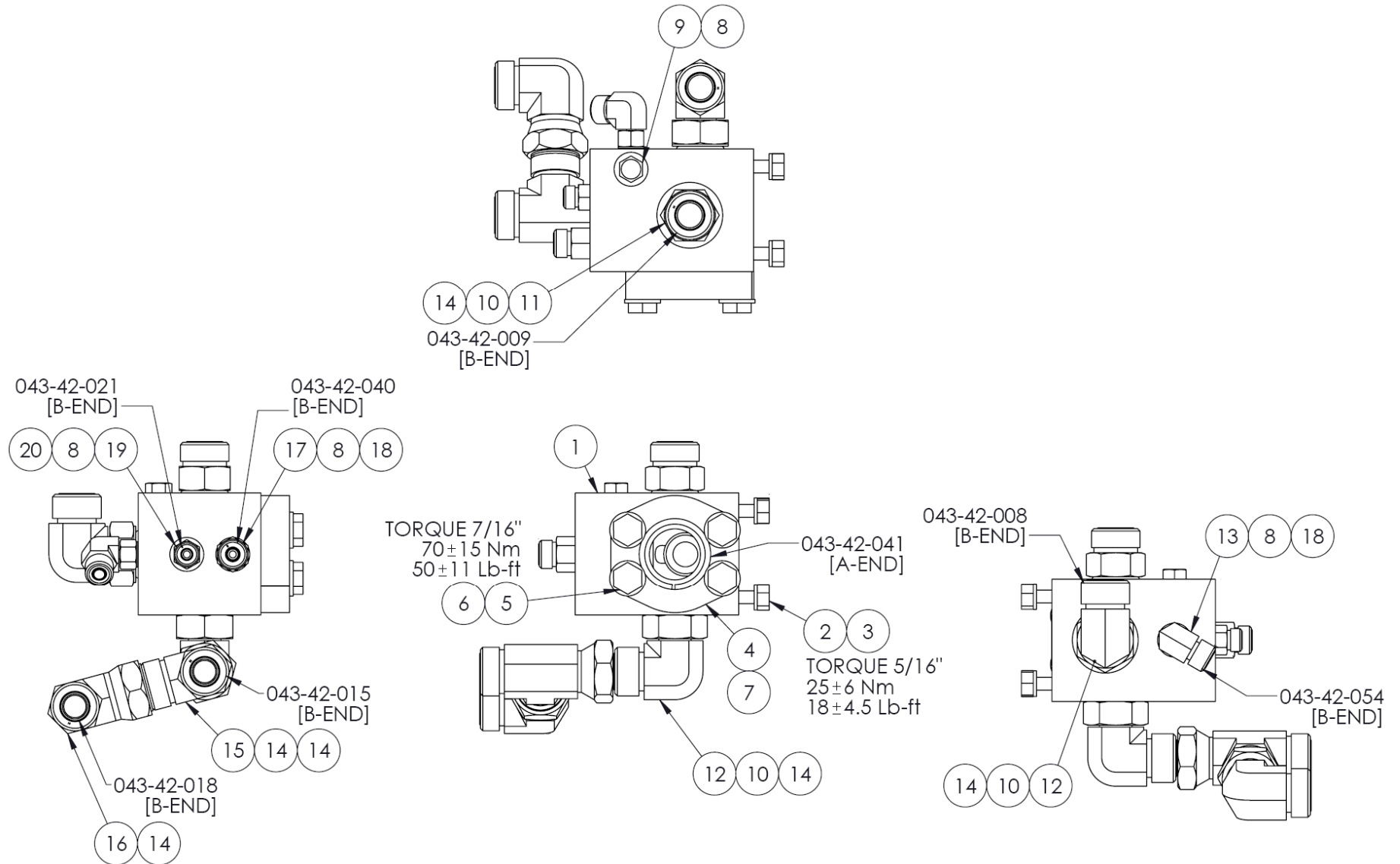


ITEM	QTY	PART NO	DESCRIPTION
1	1	043-60-010	PLT - HYD PRESS REMOTE TEST PANEL - MOUNT PLATE
2	7	CAT# 6V-0852	FF - CAP - DUST
3	7	CAT# 6V-3965	TEST FITTING - #6 ORB MALE
4	7	CAT# 8T-9358	6 ORFS MALE to 6 STOR FEMALE
5	7	CAT# 6V-9168	BULKHEAD NUT - #6 ORFS
6	7	CAT# 3J-1907	O-RING STOR-6
7	7	CAT# 6V-8397	O-RING ORFS-6

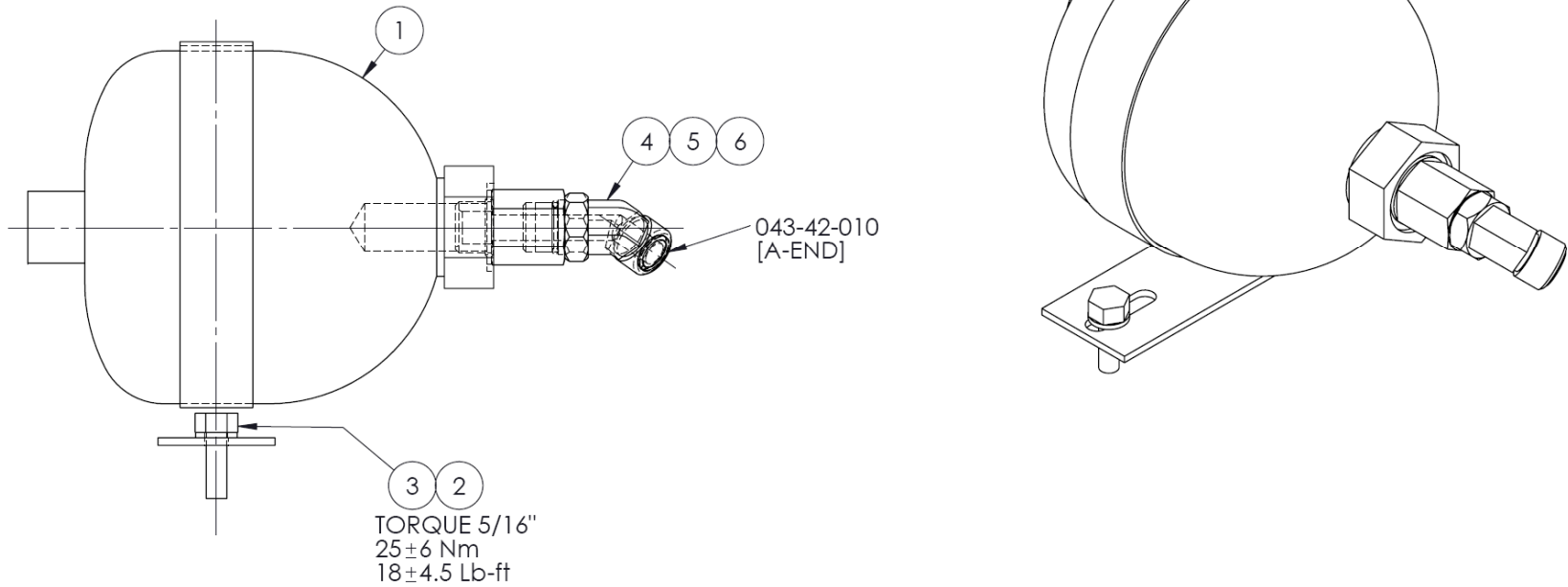




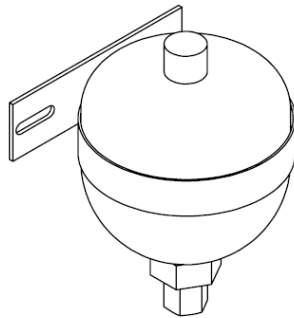
ITEM	QTY	PART NO	DESCRIPTION
1	1	043-60-016	PLT - RETURN MANIFOLD SUPPORT PLATE
2	1	043-60-017	AS - RETURN MANIFOLD
3	3	CAT# 4L-6454	HDW - BOLT 3/8 -16 X 1"
4	3	CAT# 8T-4896	WASHER - 3/8 IN - FLAT HARD



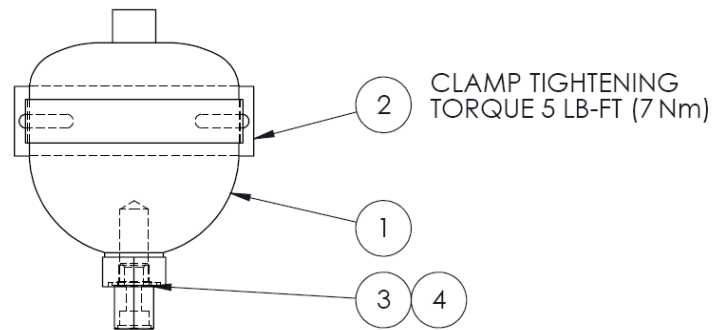
AS - RETURN MANIFOLD			043-60-017
ITEM	QTY	PART NO	DESCRIPTION
1	1	030-60-073	FC - RETURNS MANF
2	4	CAT# 4M-6425	HDW - BOLT 5/16 - 18 X 1"
3	4	CAT# 8T-4224	HDW - WASHER M8
4	2	CAT# 1P-4578	CODE 61 SPLIT FLANGE -20
5	4	CAT# 8T-8916	HDW - BOLT 7/16-14 X 1 1/2"
6	4	CAT# 8T-5360	HDW - 7/16 FLAT WASHER
7	1	CAT# 4J-0522	O-RING - CODE 61 -20
8	4	CAT# 3J-7354	O-RING STOR-4
9	1	CAT# 9S-4182	HEX HEAD PLUG - #4 STOR
10	3	CAT# 3D-2824	O-RING STOR -12
11	1	CAT# 6V-8637	ORFS M/STOR BOSS -12/-12
12	2	CAT# 6V-9007	90° EL STOR BOSS/ORFS -12/-12
13	1	CAT# 6V-9200	FF - 90°EL-ORFS M/STOR M -6/-4
14	6	CAT# 6V-9746	O-RING ORFS -12
15	1	CAT# 6V-9839	TEE - ORFS M / ORFS M / ORFS FM SWIVEL, -12/-12/-12
16	1	CAT# 6V-9853	SWIVEL NUT ELBOW, ORFS/ORFS SWIVEL -12/-12
17	1	CAT# 6V-9872	ORFS M/STOR BOSS -6/-4
18	2	CAT# 6V-8397	O-RING ORFS-6
19	1	CAT# 6V-8647	ORFS M/STOR BOSS -4/-4
20	1	CAT# 4J-5477	O-RING - ORFS -4



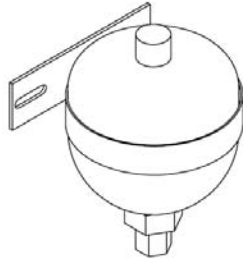
ITEM	QTY	PART NO	DESCRIPTION
1	1	040-60-021	AS - ACCUM CHARGED (1L-54.5BAR/790PSI)
2	2	CAT# 8T-4224	HDW - WASHER M8
3	2	CAT# 4M-6425	HDW - BOLT 5/16 - 18 X 1"
4	1	CAT# 6V-9002	FF - 45 DEG - #8 ORFS MALE x ##8 STOR MALE
5	1	CAT# 3K-0360	FF - O-RING STOR-8
6	1	CAT# 6V-8398	O-RING ORFS -8



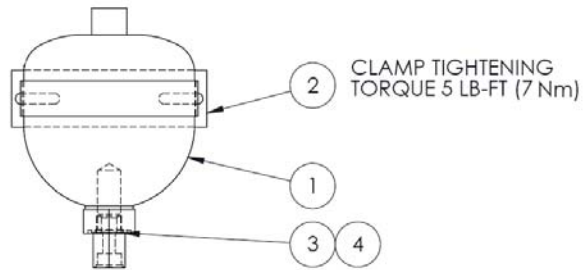
- NOTE:
1. CAN NOT BE SHIPPED AIR FREIGHT
  2. USE OEM "DOT" DOCUMENTS FOR GROUND SHIPPING
  3. SEE 040-60-022 FOR AIR FREIGHT FIELD REPLACEMENT



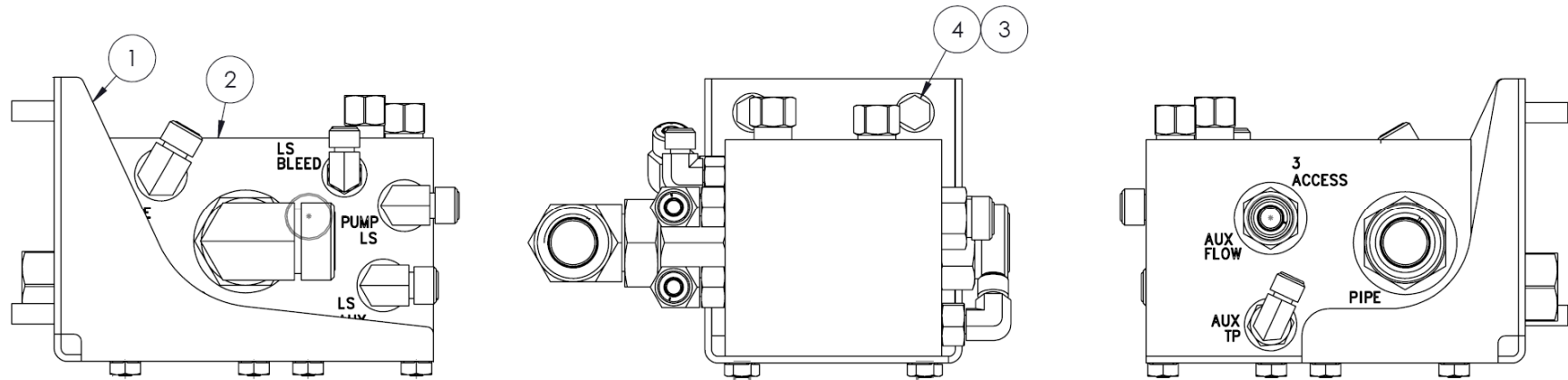
ITEM	QTY	PART NO	DESCRIPTION
1	1	006-60-012	FC - ACCUM CHARGED (1L-54.5BAR/790PSI)
2	1	006-60-013	FC - ACCUM BRKT (E136, ELM 1L)
3	1	CAT# 6V-0407	FF - O RING, BSPP DOWTY PORT SEAL -8
4	1	CAT# 8T-7913	FF - STOR PORT/ BSPP MALE -8/-8



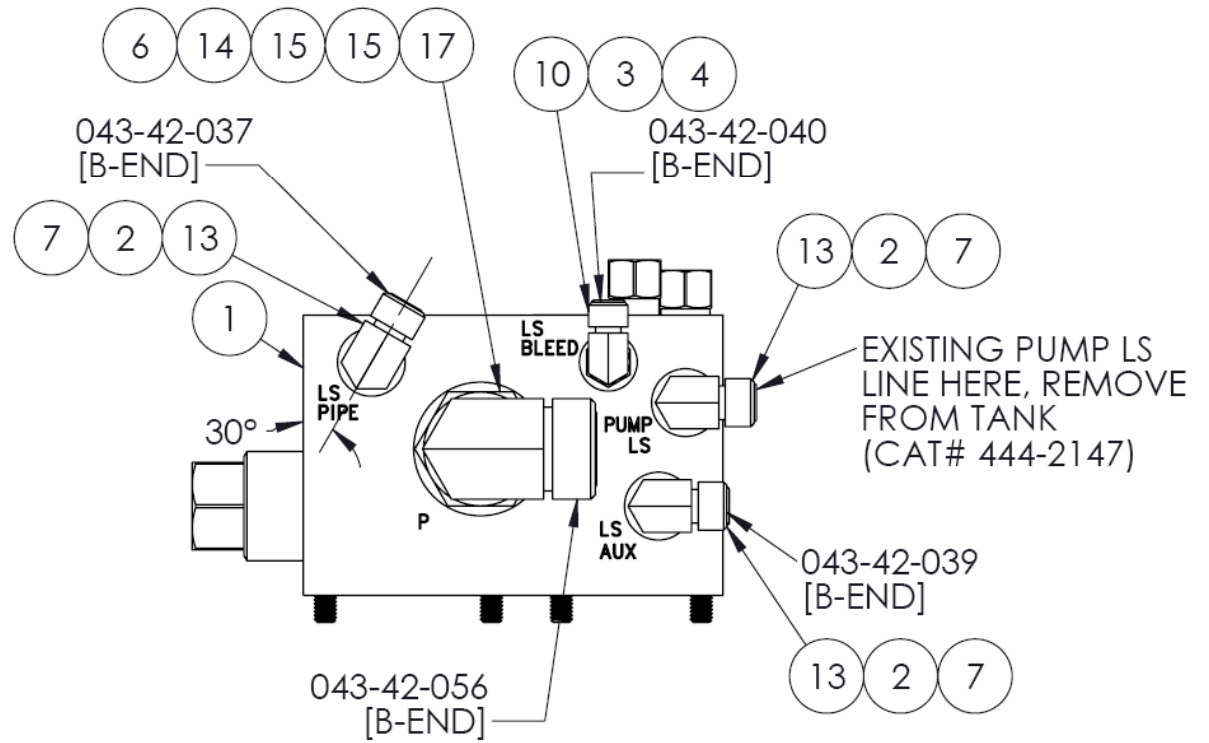
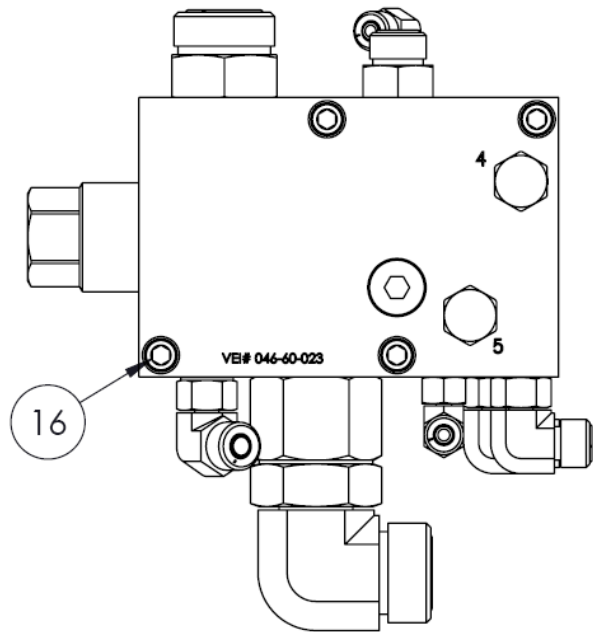
- NOTE:
1. FIELD REPLACEMENT - DISCHARGED FOR SHIPPING PURPOSES
  2. AIR FREIGHT MUST BE SHIPPED DISCHARGED
  3. MUST BE TAGGED AS "DISCHARGED FOR SHIPPING PURPOSES"



ITEM	QTY	PART NO	DESCRIPTION
1	1	006-60-014	
2	1	006-60-013	
3	1	CAT# 6V-0407	
4	1	CAT# 8T-7913	

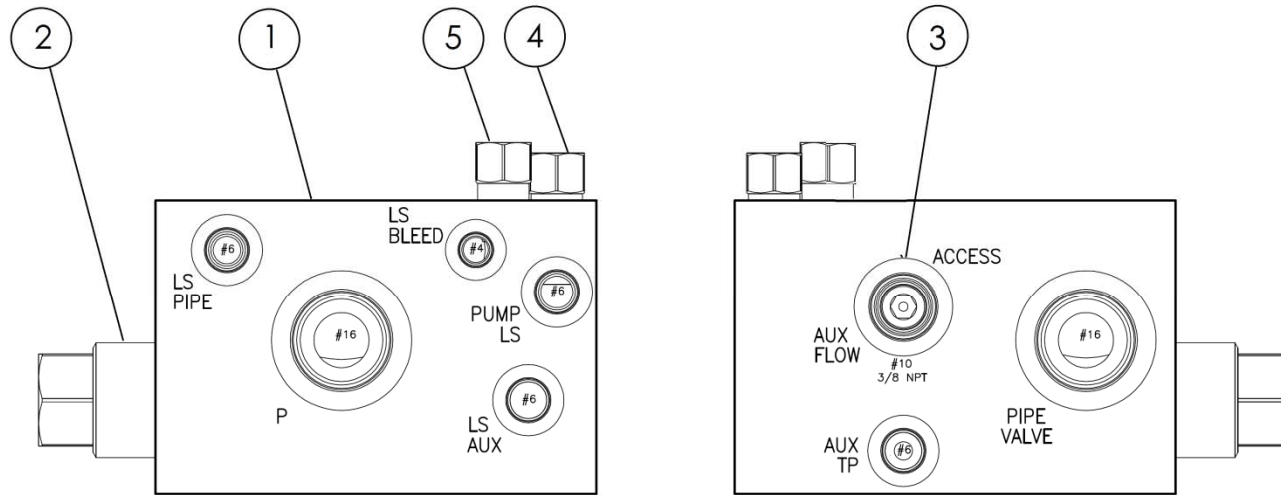


ITEM	QTY	PART NO	DESCRIPTION
1	1	043-60-012	AS - AUX LS FLOW VALVE SUPPORT
2	1	043-60-031	AS - (T4i) AUX LS FLOW VALVE
3	3	CAT# 8T-4896	WASHER - 3/8 IN - FLAT HARD
4	3	CAT# 4L-6454	HDW - BOLT 3/8 -16 X 1"

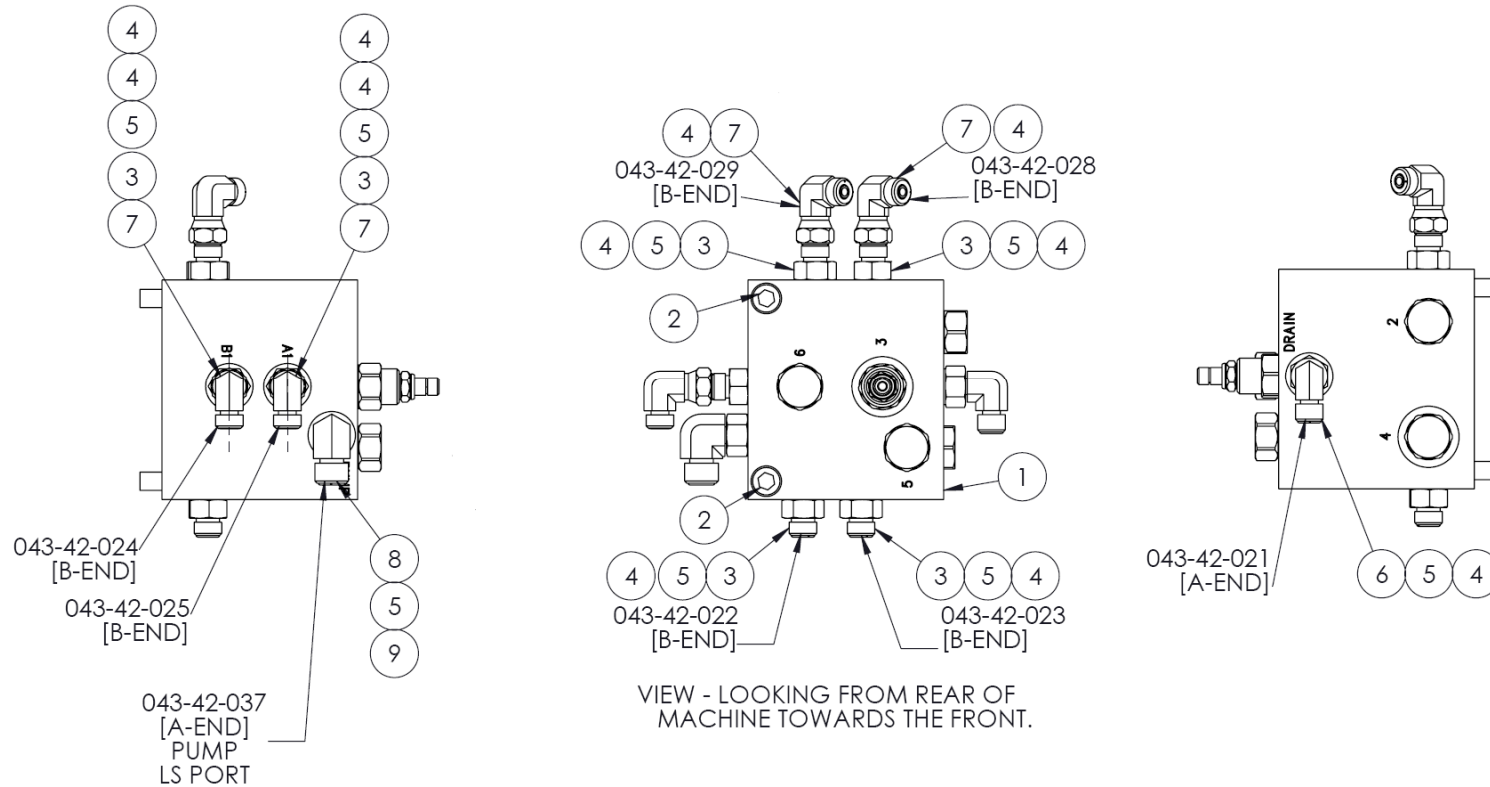




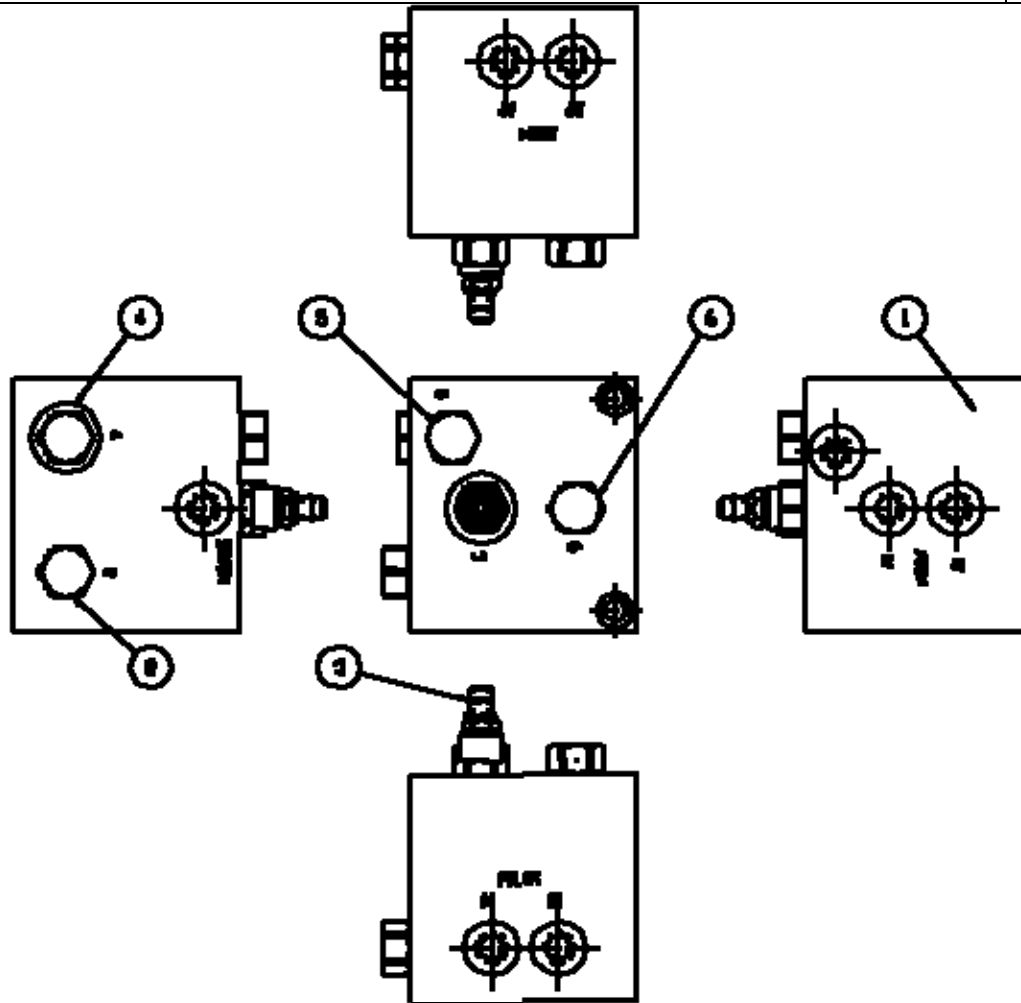
AS - (T4i) AUX LS FLOW VALVE			043-60-031
ITEM	QTY	PART NO	DESCRIPTION
1	1	046-60-023	FC - AUX LS FLOW VALVE
2	4	CAT# 3J-1907	O-RING STOR-6
3	1	CAT# 3J-7354	O-RING STOR-4
4	2	CAT# 4J-5477	O-RING - ORFS -4
5	1	CAT# 2M-9780	O-RING STOR-10
6	2	CAT# 5K-9090	O-RING ORFS -16
7	3	CAT# 6V-8397	O-RING ORFS-6
8	1	CAT# 6V-8398	O-RING ORFS -8
9	1	CAT# 6V-8627	90 ELBOW - ORFS M/STOR BOSS -4/-6
10	1	CAT# 6V-8628	90° EL ORFS M/STOR BOSS -4/-4
11	1	CAT# 6V-8635	ORFS M/STOR -16 / -16
12	1	CAT# 6V-8638	ORFS M/STOR BOSS -8/-10
13	3	CAT# 6V-8724	90° EL - ORFS M/STOR BOSS -6/-6
14	1	CAT# 6V-9008	90° EL - ORFS M/STOR M -16/-16
15	3	CAT# 7M-8485	O-RING STOR -16
16	4	MCC# 90128A599	HDW - ZINC PLATED ALLOY STEEL SOCKET HEAD CAP SCREW - 5/16"-18 THD X 4" LNG
17	1	PARK# 16-F5OG5-S X 1.81 LG	FF - STR STOR M/STOR F -16/-16



ITEM	QTY	PART NO	DESCRIPTION
1	1	100070	MANIFOLD
2	1	100071	BYPASS RESTRICTIVE MODULATOR
3	1	100072	FIXED ORFICE 3/8 NPT(0.125)
4	1	100073	SHUTTLE VALVE
5	1	100074	PRESSURE COMP FIXED ORFICE



ITEM	QTY	PART NO	DESCRIPTION
1	1	029-61-001	FC - LOAD SENSE MANF ASSEMBLY
2	2	CAT# 3B-7614	BOLT - 3/8-16 X 4 HEX SOC HD
3	6	CAT# 6V-8641	ORFS M / STOR BOSS -4/-6
4	11	CAT# 4J-5477	O-RING - ORFS -4
5	8	CAT# 3J-1907	O-RING STOR-6
6	1	CAT# 6V-8627	90 ELBOW - ORFS M/STOR BOSS -4/-6
7	4	CAT# 6V-9849	90 EL - ORFS M/ORFS FM SW -4/-4
8	1	CAT# 6V-8724	90° EL - ORFS M/STOR BOSS -6/-6
9	1	CAT# 6V-8397	O-RING - ORFS -6

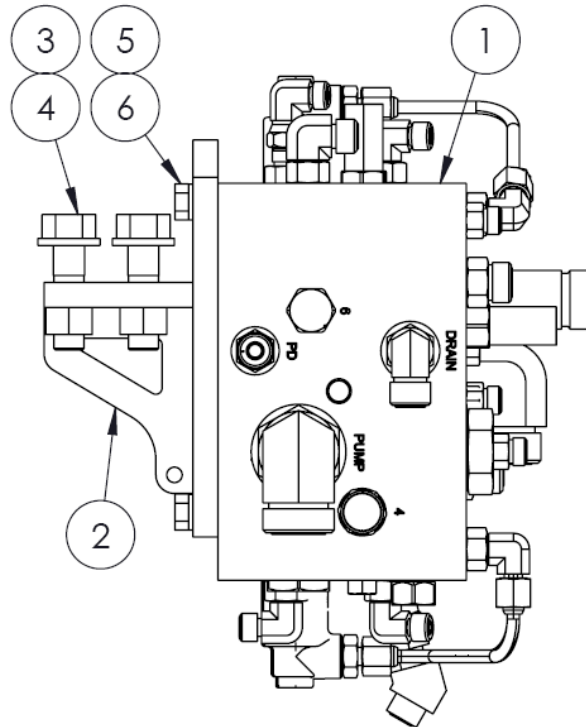


ITEM	QTY	PART NO	DESCRIPTION
1	1	CAT# 183-6801	MANIFOLD
2	1	CAT# 163-8432	SHUTTLE VALVE
3	1	CAT# 171-2393	VALVE GP-CHECK (PILOT OPERATED) (HOOK, BOOM)
4	1	CAT# 163-8432	SHUTTLE VALVE
5	1	CAT# 163-8432	SHUTTLE VALVE
6	1	CAT# 163-8432	SHUTTLE VALVE

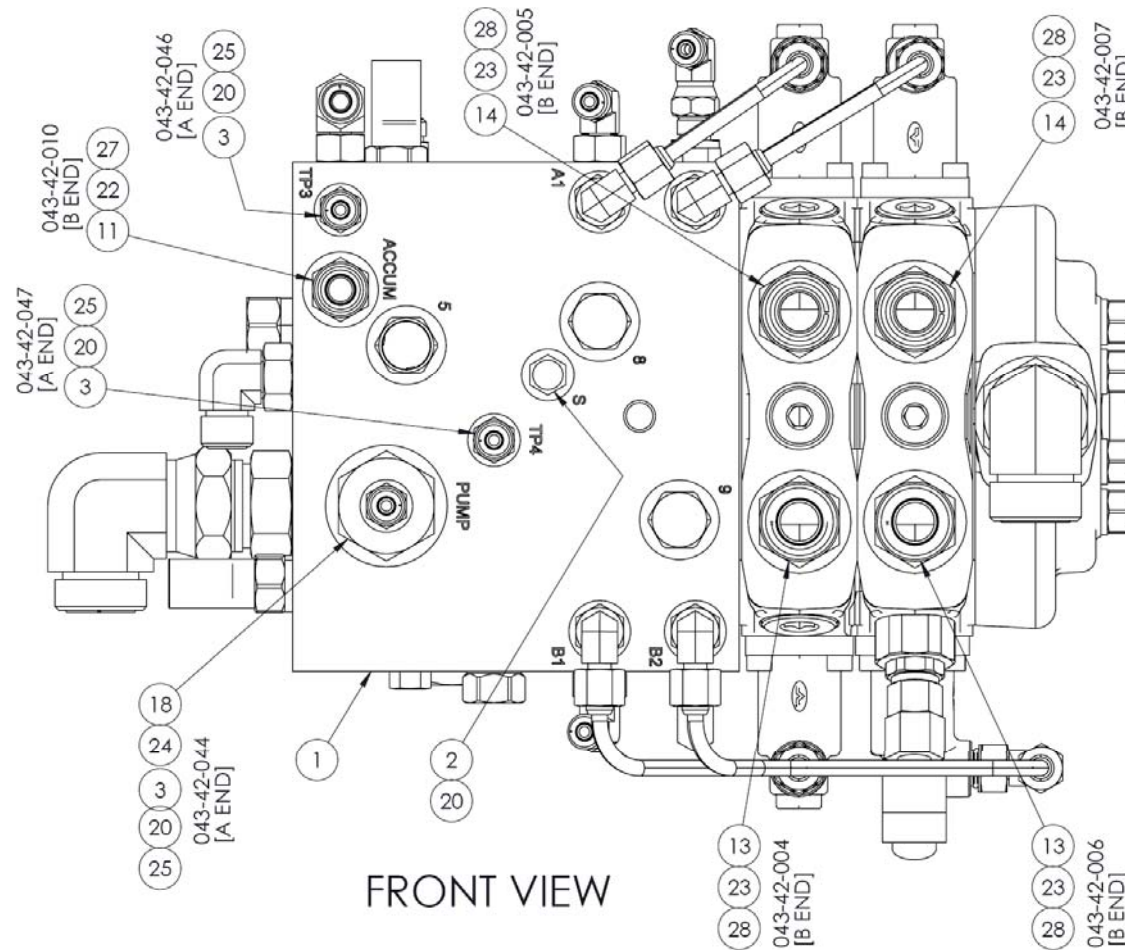
**NOTES:**

TORQUE 5/8"  
 215±40 Nm  
 160±30 Lb-ft

TORQUE M10  
 55±10 Nm  
 40±7 Lb-ft

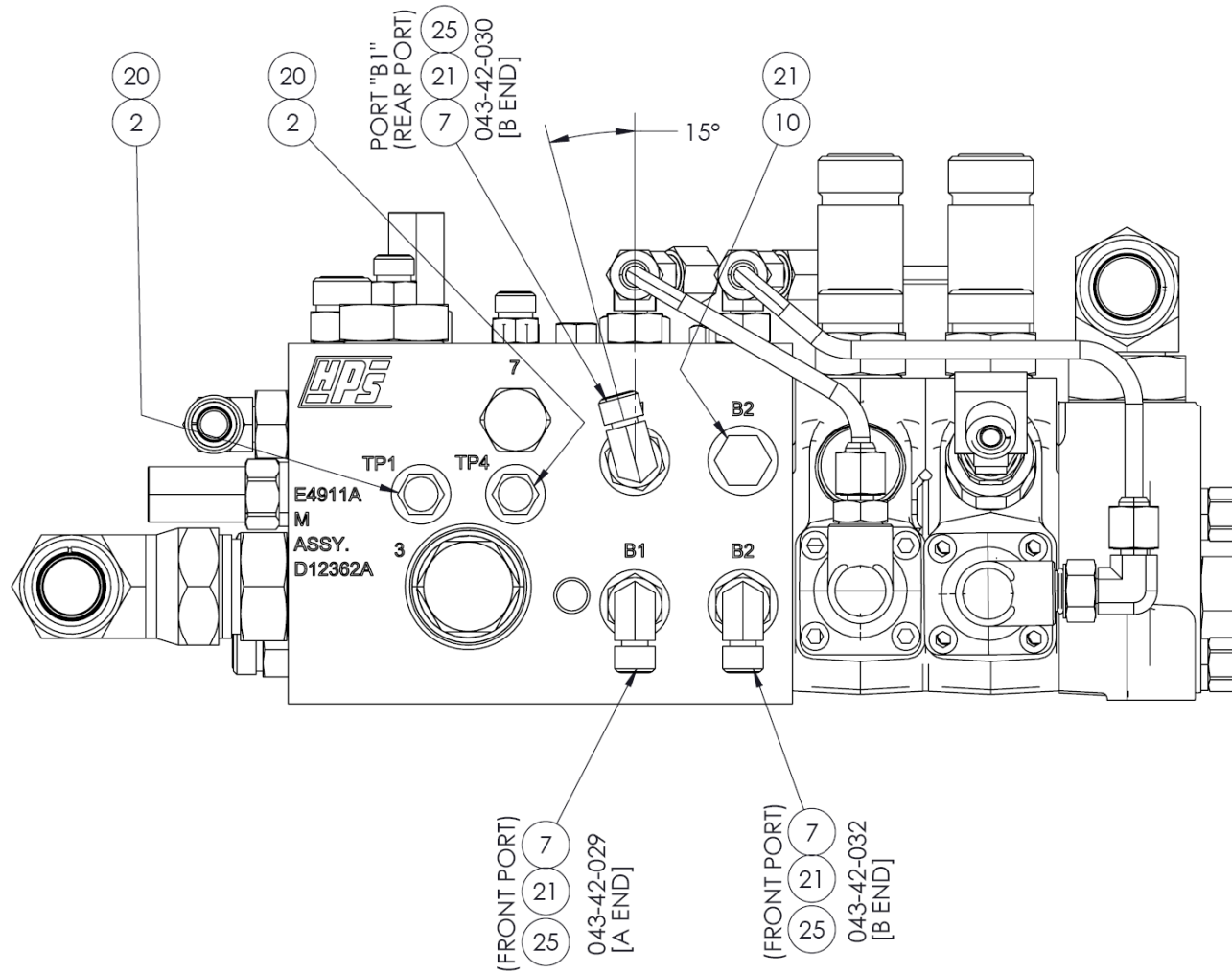


ITEM	QTY	PART NO	DESCRIPTION
1	1	043-62-002	AS - MAIN CONTROL VALVE
2	1	043-62-004	AS - MAIN VALVE MOUNT
3	4	CAT# 8T-4122	HDW - WASHER 5/8
4	4	CAT# 7X-0347	HDW - BOLT - 5/8-11 UNC X 2.25 HEX
5	4	CAT# 8T-4896	WASHER - 3/8 IN - FLAT HARD
6	4	CAT# 8T-4195	HDW - BOLT M10X1.5X30



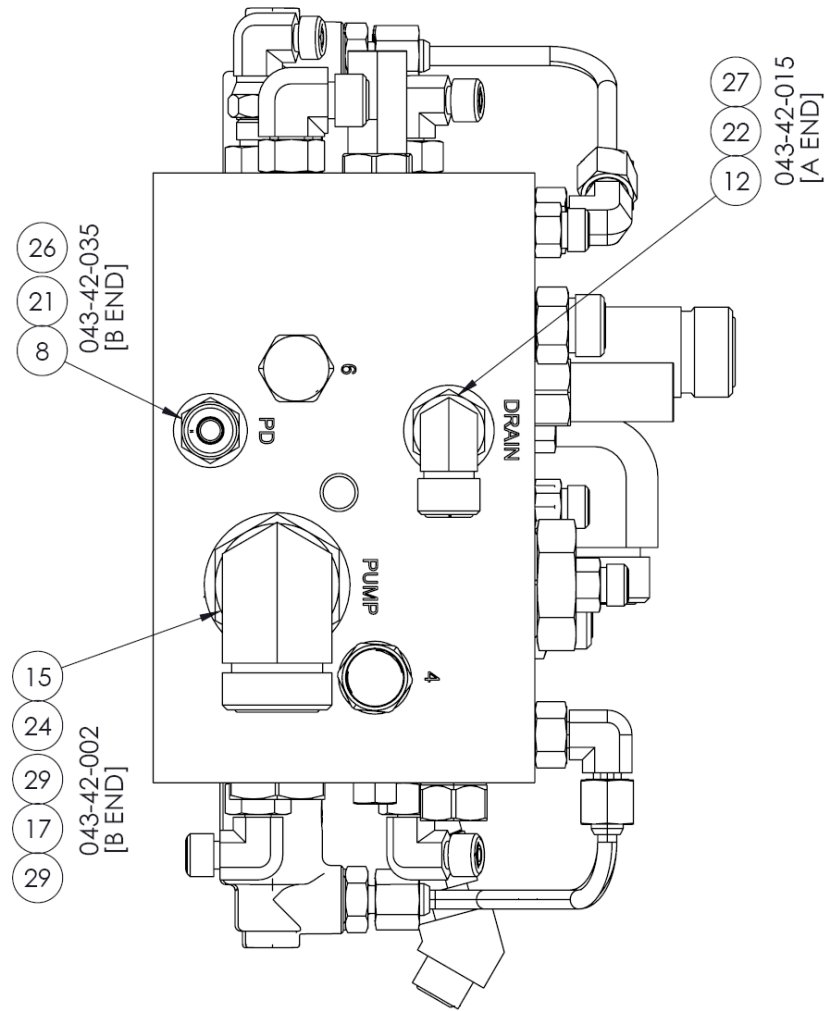
FRONT VIEW

MAIN VALVE BLOCK - PORTS  
 TP1, TP2, TP3, TP4 = #4 STOR  
 A1, A2, B1, B2 = #6 STOR  
 PD & PP = #6 STOR  
 ACCUM = #8 STOR  
 DRAIN = #8 STOR  
 PUMP (2 PORTS) = #16 STOR

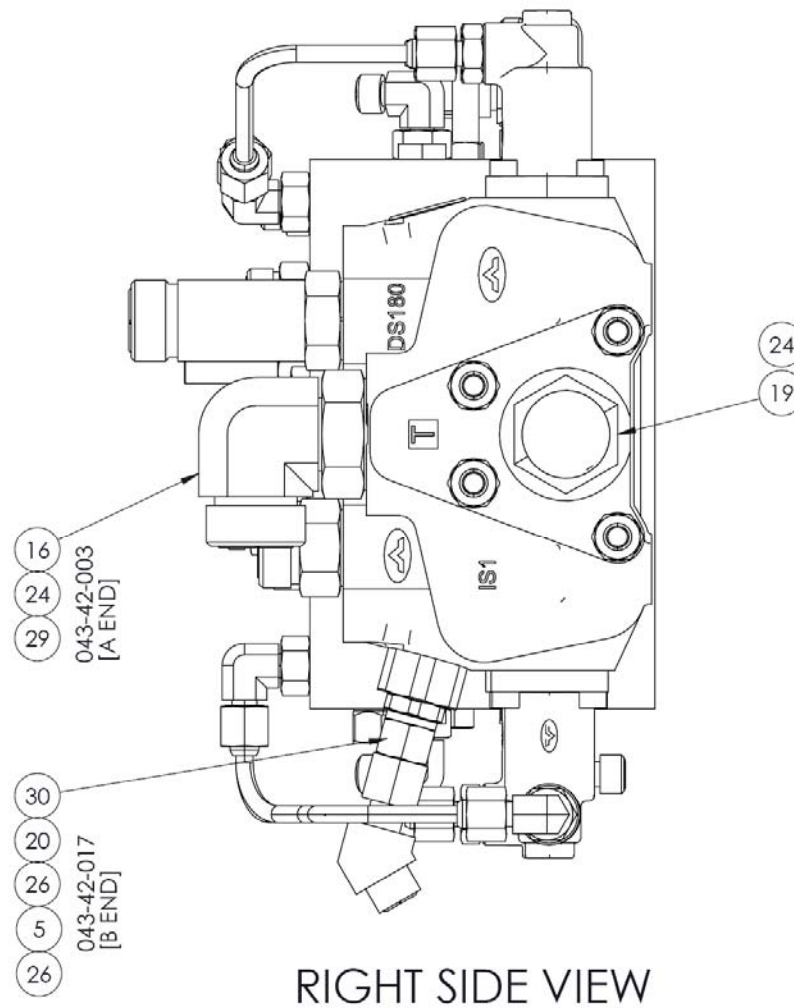


BOTTOM VIEW



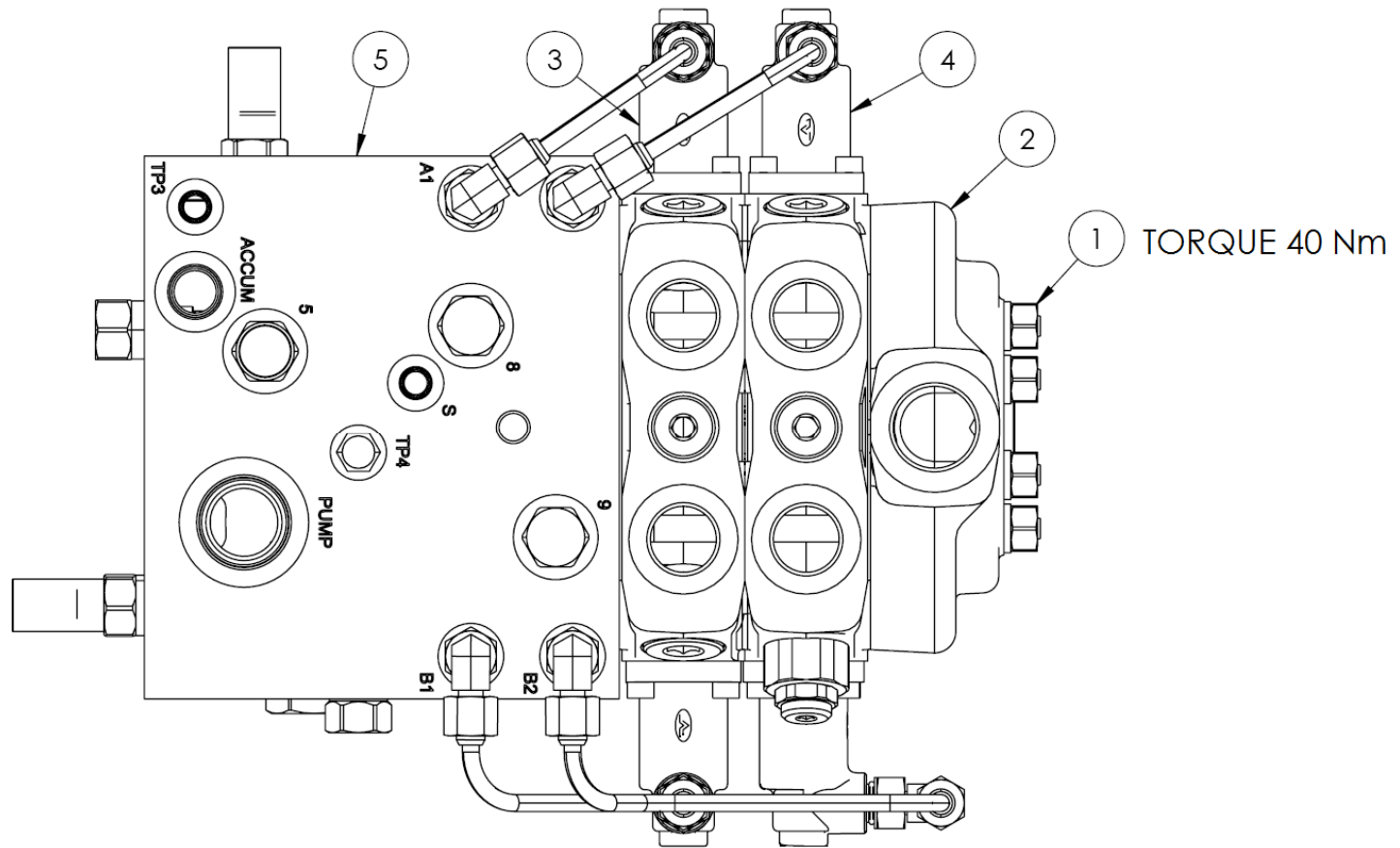


LEFT SIDE VIEW

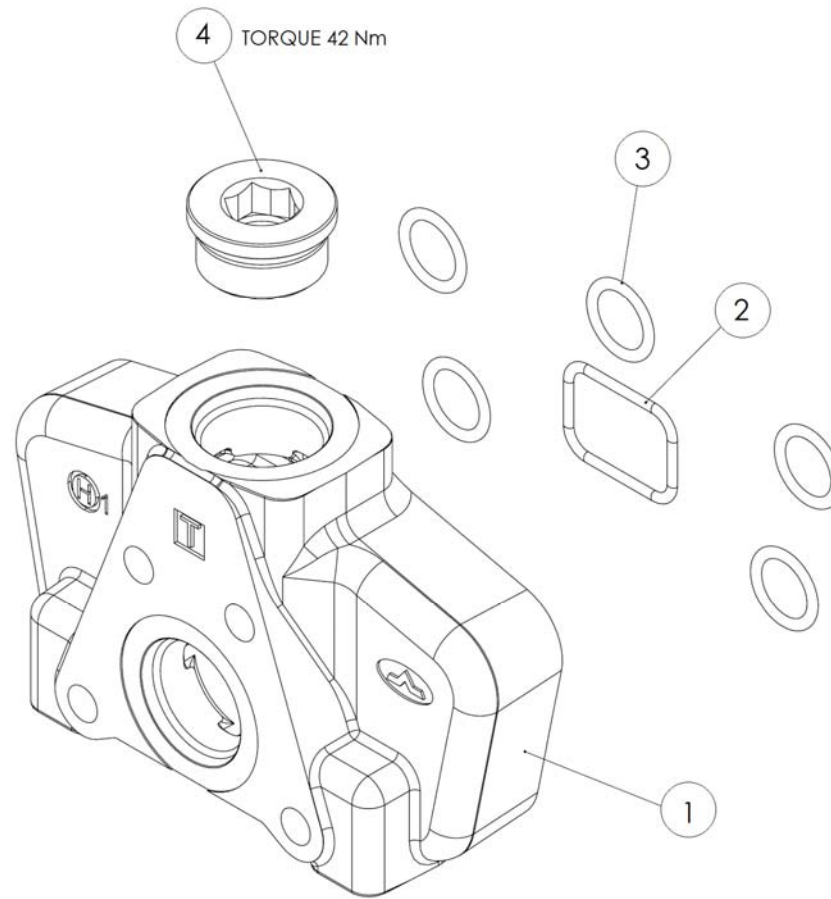


ITEM	QTY	PART NO	DESCRIPTION
1	1	043-62-003	FC - MAIN CONTROL VALVE
2	3	CAT# 9S-4182	HEX HEAD PLUG - #4 STOR
3	4	CAT# 6V-8647	ORFS M/STOR BOSS -4/-4

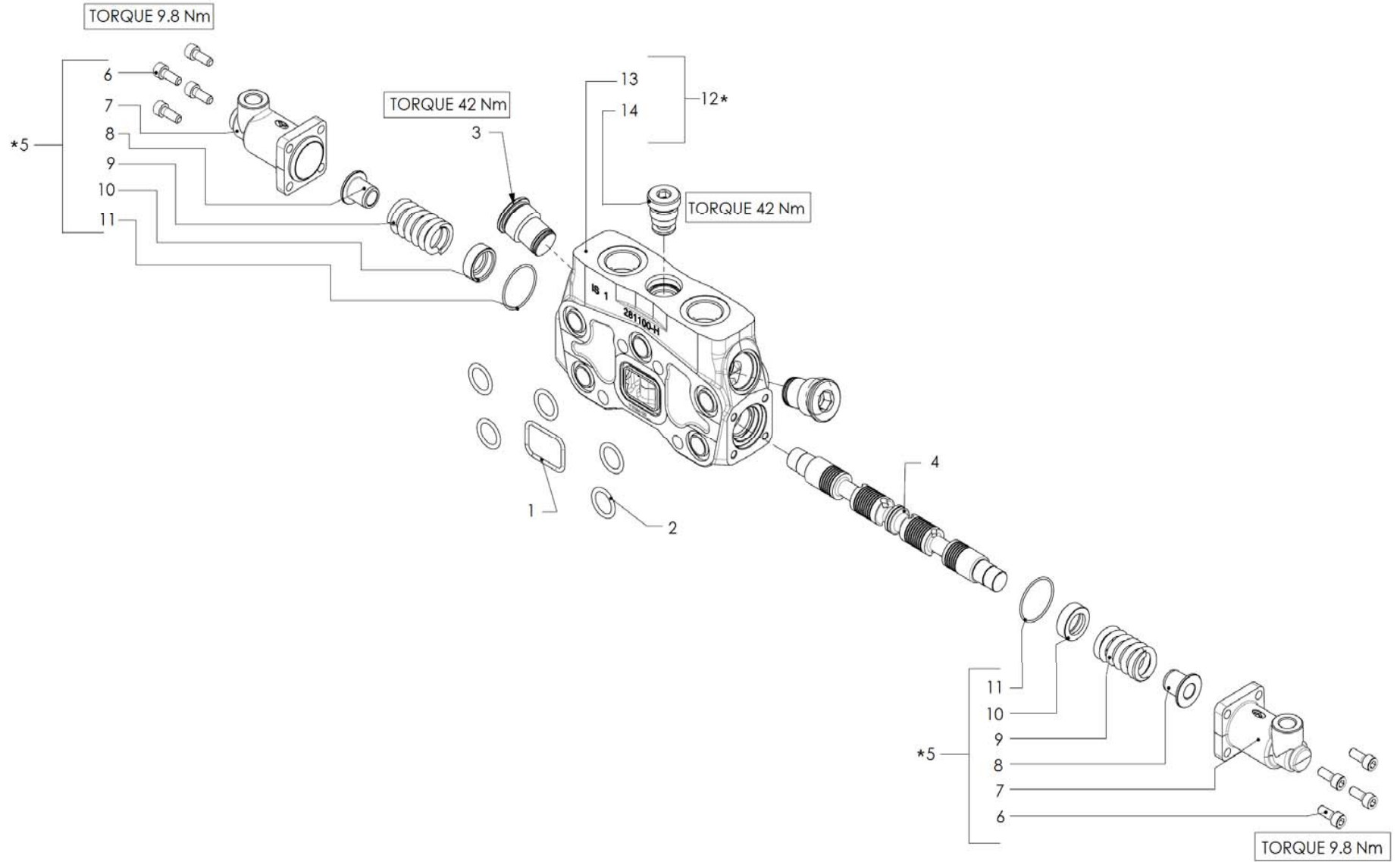
AS - MAIN CONTROL VALVE			043-62-002
ITEM	QTY	PART NO	DESCRIPTION
4	1	CAT# 6V-9849	90 EL - ORFS M/ORFS FM SW -4/-4
5	1	CAT# 8C-8988	FF - 45EL ORFS/ORFSF SW, -6/-6
6	2	CAT# 6V-8641	ORFS M / STOR BOSS -4/-6
7	4	CAT# 6V-8627	90 ELBOW - ORFS M/STOR BOSS -4/-6-
8	1	CAT# 6V-8636	ORFS M /STOR BOSS -6/-6
9	1	CAT# 6V-8724	90° EL - ORFS M/STOR BOSS -6/-6
10	2	CAT# 9S-4191	PLUG - HEX HD -6 STOR
11	1	CAT# 6V-8639	ORFS M/STOR -8/-8
12	1	CAT# 6V-8625	90° EL - ORFS M/STOR BOSS -8/-8
13	2	CAT# 6V-8637	ORFS M/STOR BOSS -12/-12
14	2	CAT# 8T-9023	ORFS M/STOR BOSS -12/-12
15	1	CAT# 6V-8635	ORFS M/STOR -16 / -16
16	1	CAT# 6V-9008	90° EL - ORFS M/STOR M -16/-16
17	1	CAT# 6V-9854	90° EL - ORFS M/ ORFS FM SW -16/-16
18	1	CAT# 8D-8428	REDUCER #16 STOR to #4 STOR
19	1	CAT# 9S-4181	FF - HEX PLUG - #16 STOR
20	8	CAT# 3J-7354	O-RING STOR-4
21	10	CAT# 3J-1907	O-RING STOR-6
22	2	CAT# 3K-0360	FF - O-RING STOR-8
23	4	CAT# 3D-2824	O-RING STOR -12
24	4	CAT# 7M-8485	O-RING STOR -16
25	11	CAT# 4J-5477	O-RING - ORFS -4
26	4	CAT# 6V-8397	O-RING ORFS-6
27	2	CAT# 6V-8398	O-RING ORFS -8
28	4	CAT# 6V-9746	O-RING ORFS -12
29	3	CAT# 5K-9090	O-RING ORFS -16
30	1	CAT# 6V-9872	ORFS M/STOR BOSS -6/-4



ITEM	QTY	PART NO	DESCRIPTION
1	1	006-62-001	FC - TIE ROD KIT
2	1	006-62-014	FC - MAIN CONTROL OUTLET
3	1	006-62-015	FC - MAIN CONTROL HOOK
4	1	006-62-016	FC - MAIN CONTROL BOOM
5	1	006-62-017	FC - MAIN CONTROL



ITEM	QTY	PART NO	DESCRIPTION
1	1	100789	SDS180-SAE OUTLET COVER
2	1	100790	OR 34.60X2.62 NBR 70 SH
3	5	100791	OR18.72x2.62 NBR 70 SH
4	1	100792	SAE 16 PLUG

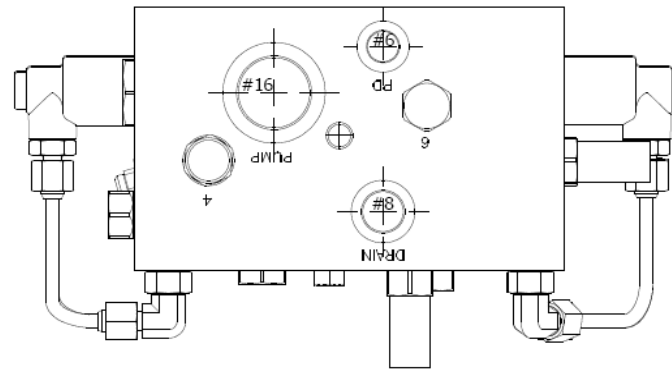


FC - MAIN CONTROL HOOK			006-62-015
ITEM	QTY	PART NO	DESCRIPTION
1	1	100790	OR 34.60X2.62 NBR 70 SH
2	5	100791	OR18.72x2.62 NBR 70 SH
3	2	100793	SD16 P3T PLUG
4	1	100797	2S/IM SPOOL
5*	1	100798	ORDER KIT *
6	8	100794	M6x16 SCREW
7	2	100795	8IMH CAP
8	2	100680	BUSHING
9	2	100796	8IM SPRING
10	5	100682	CENTERING BUSHING
11	2	100683	O-RING SEAL
12*	1	100799	ORDER KIT *
13	1	100800	SDS180/SH-SAE
14	1	100801	KIT VR/SD16

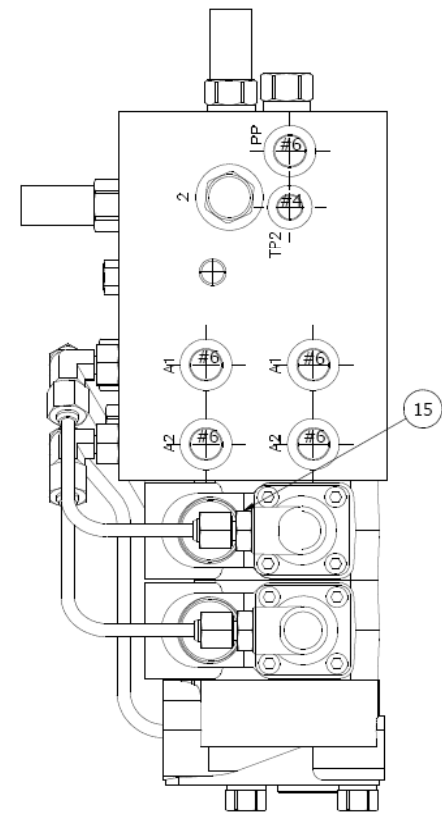
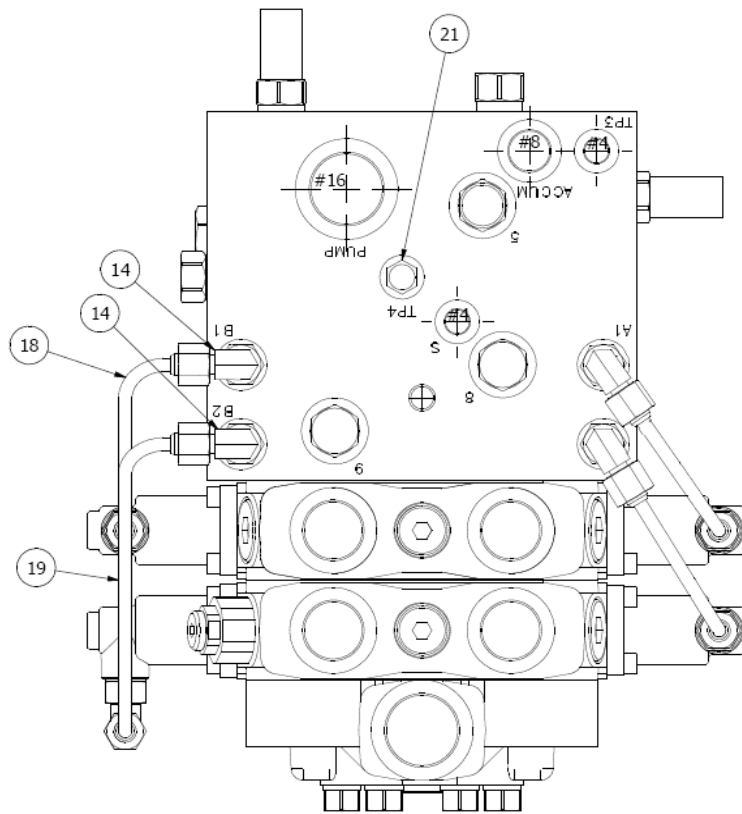
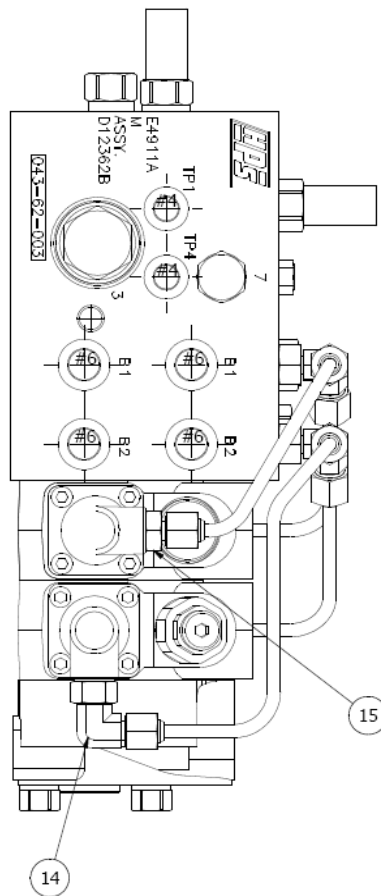




FC - MAIN CONTROL BOOM			006-62-016
ITEM	QTY	PART NO	DESCRIPTION
1	1	100790	OR 34.60X2.62 NBR 70 SH
2	5	100791	OR18.72x2.62 NBR 70 SH
3	2	100793	SD16 P3T PLUG
4	1	100684	2/1M SPOOL
5*	1	100798	ORDER KIT *
6	8	100794	M6x16 SCREW
7	2	100795	8IMH CAP
8	2	100680	BUSHING
9	2	100796	8IM SPRING
10	5	100682	CENTERING BUSHING
11	2	100683	O-RING SEAL
12*	1	100799	ORDER KIT *
13	1	100800	SDS180/SH-SAE
14	1	100801	KIT VR/SD16
15	1	100690	CARTRIDGE

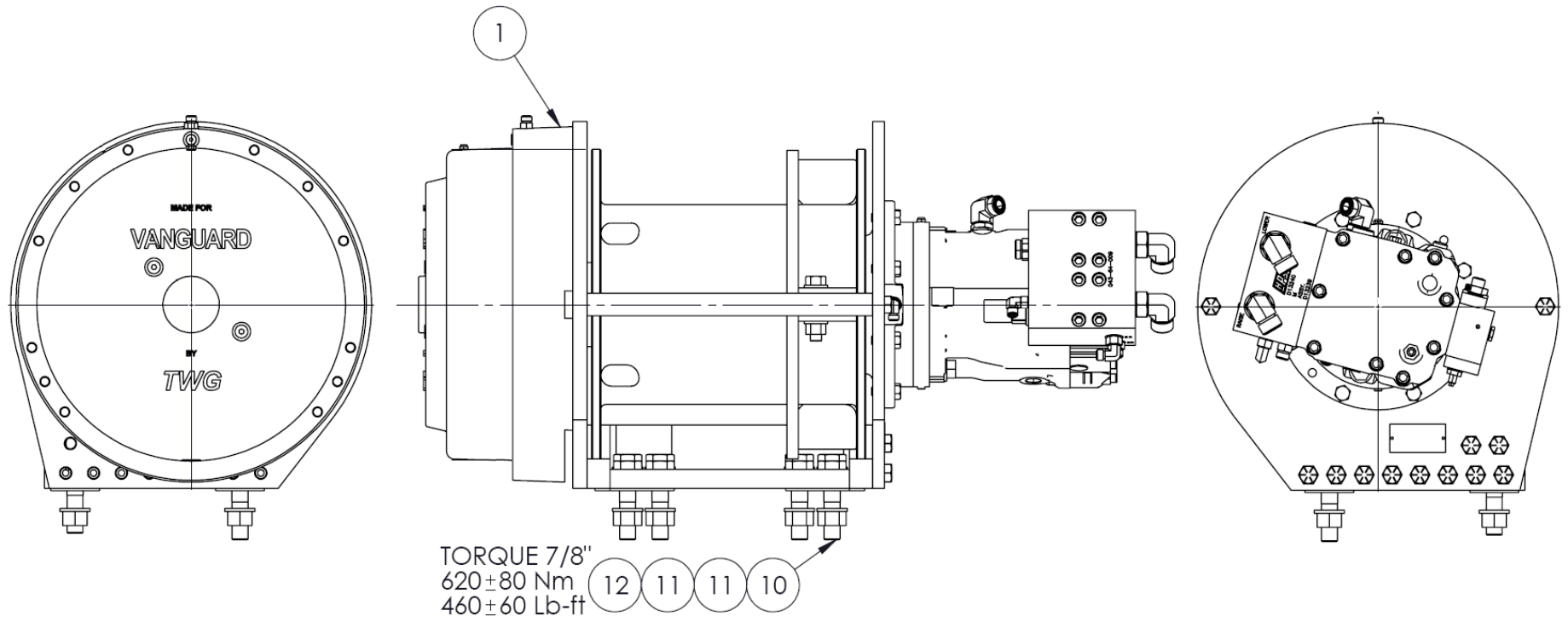


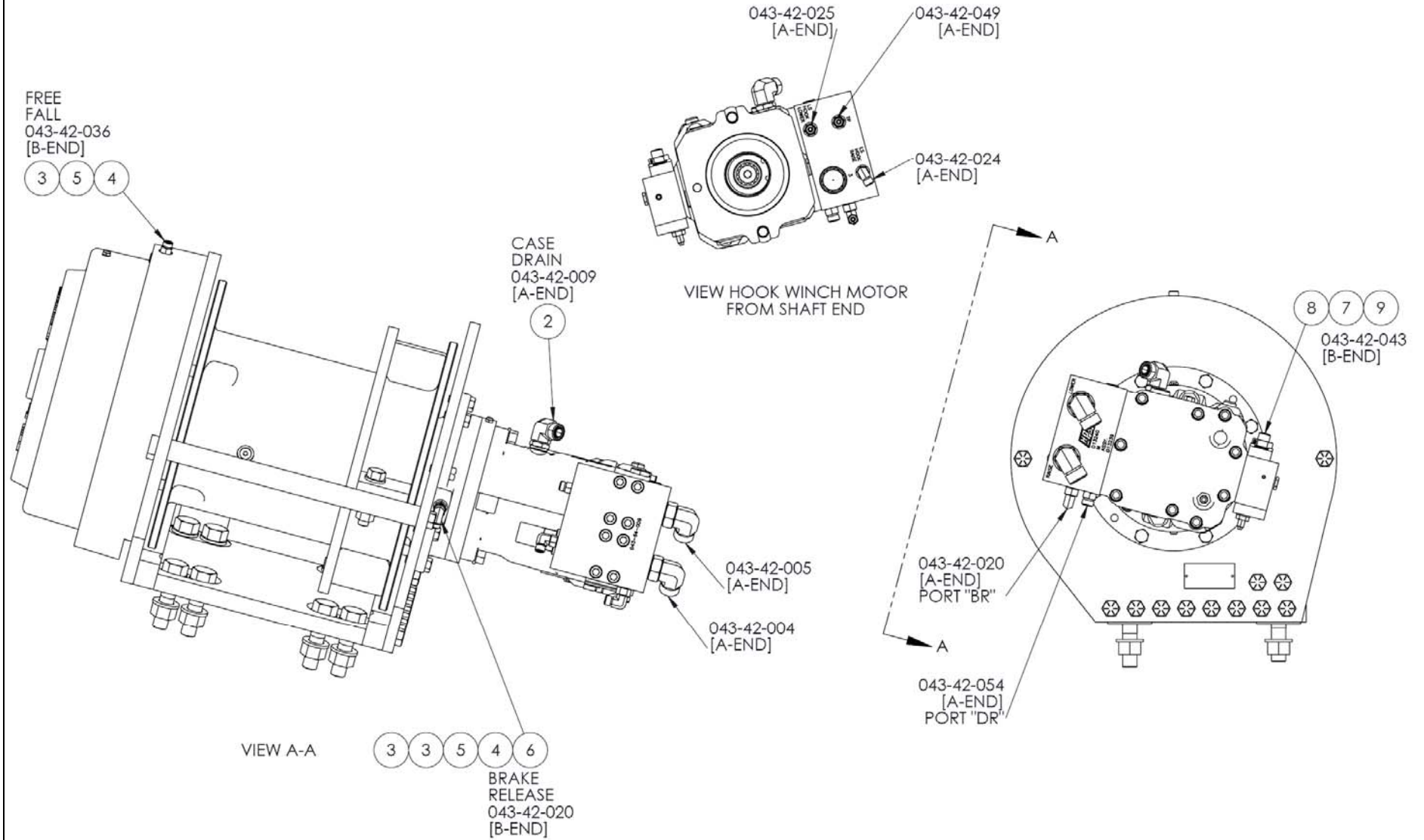
ITEM NUMBERS STAMPED ON MANIFOLD



FC - MAIN CONTROL			006-62-017
ITEM	QTY	PART NO	DESCRIPTION
1	1	100544	DUCTILE IRON MANIFOLD BODY
2	1	100545	RELIEF VALVE
3	1	100546	PO LOGIC ELEMENT
4	1	100547	PILOTED 3-WAY SELECTOR VALVE
5	1	100548	PR. RED./REL. VALVE
6	1	100549	CHECK VALVE
7	1	100089	SHUTTLE VALVE
8	1	100089	SHUTTLE VALVE
9	1	100089	SHUTTLE VALVE
14	5	100550	FITTING 90 DEG
15	3	100551	FITTING STRAIGHT
16	1	100552	A-1 TUBING ASSEMBLY
17	1	100553	A-2 TUBING ASSEMBLY
18	1	100554	B-1 TUBING ASSEMBLY
19	1	100555	B-2 TUBING ASSEMBLY
21	1	100045	HEX PLUG

**NOTES:**





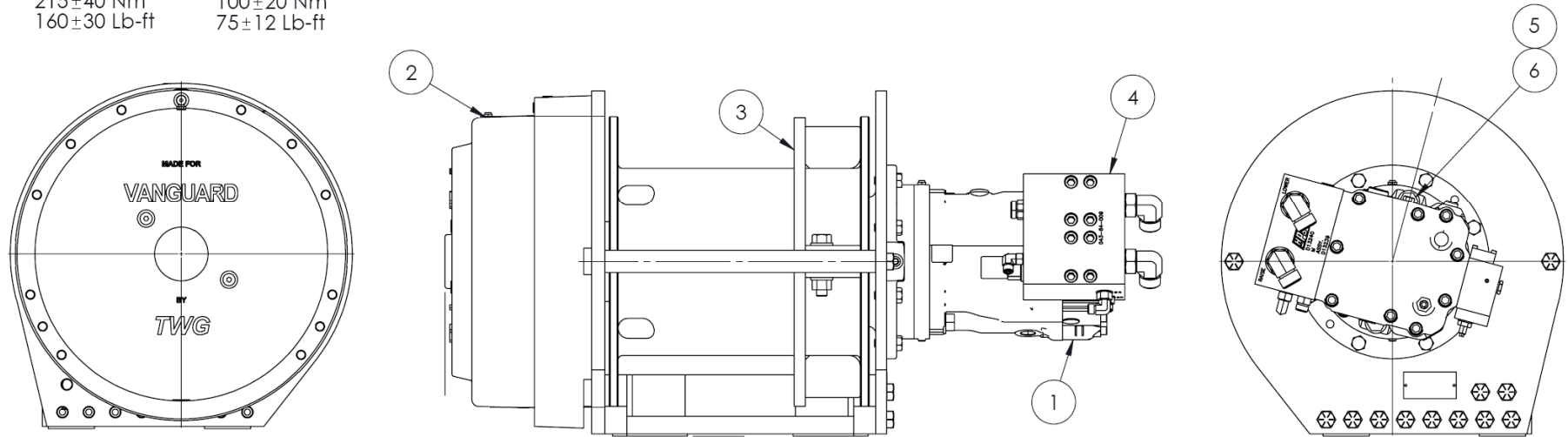
GP - HOOK WINCH GROUP			043-64-001
ITEM	QTY	PART NO	DESCRIPTION
1	1	043-64-002	AS - HOOK WINCH
2	1	PARK# 10M22C80MLO	ELBOW-90 DEG-M22x1.5 ORR MALE X #10 ORFS MALE
3	3	CAT# 4J-5477	O-RING - ORFS -4
4	2	CAT# 6V-8647	ORFS M/STOR BOSS -4/-4
5	2	CAT# 3J-7354	O-RING STOR-4
6	1	CAT# 6V-9849	90 EL - ORFS M/ORFS FM SW -4/-4
7	1	100612	FF - SEAL, METRIC, 14MM
8	1	CAT# 8T-7489	ORFS M /METRIC M -6/M14X1.5
9	1	CAT# 6V-8397	O-RING ORFS-6
10	8	CAT# 1A-0224	BOLT - 7/8-14 X 3.5 UNF HEX
11	16	CAT# 5P-8249	WASHER - 7/8 - FLAT
12	8	CAT# 1A-5666	NUT - 7/8-14 - UNF HEX

**AS - HOOK WINCH**

043-64-002

TORQUE 5/8"  
215±40 Nm  
160±30 Lb-ft

TORQUE M12  
100±20 Nm  
75±12 Lb-ft



ITEM	QTY	PART NO	DESCRIPTION
1	1	006-60-002	FC - HYD MTR 2-SP (HMR105/41CC)
2	1	006-64-001	FC - HOOK WINCH FF
3	1	043-64-004	AS - DRUM SPACER - HOOK
4	1	043-64-010	AS - HOOK MOTOR MANIFOLD ASSEMBLY
5	2	CAT# 8T-4122	HDW - WASHER 5/8
6	2	CAT# 4H-4033	HDW - BOLT - 5/8-18 UNF X 1.375 HEX



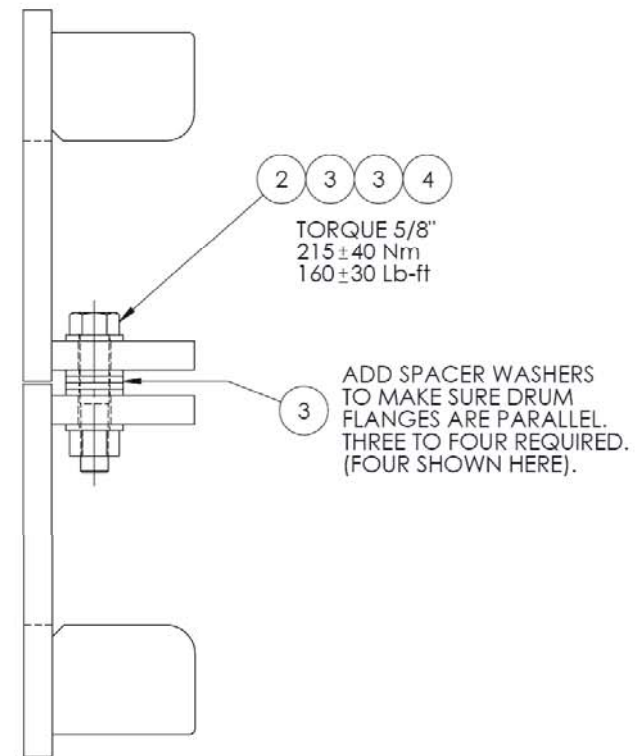
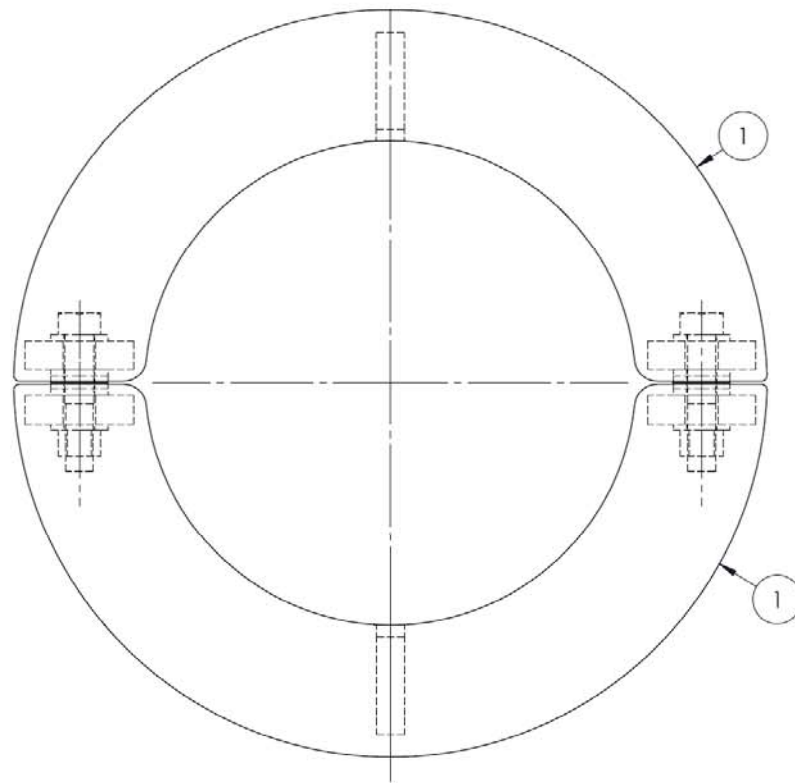


FC – HOOK WINCH FF			006-64-001
ITEM	QTY	PART NO	DESCRIPTION
1	1	100556	PLATE, SIDE, L.H.
2	20	100557	CAPSCREW-HH-5/8-18UNF X 1 1/2 GR8
3	3	100558	RING, RETAINING
4	1	100559	GEAR SET, OUTPUT, 1500W
5	1	100560	DRUM, CABLE, 1500W
6	3	100561	RACE
7	1	100562	KIT, SEAL, 1500W
7-1	1	*	O-RING
7-2	1	*	O-RING
7-3	1	*	O-RING
7-4	1	*	O-RING
7-5	2	*	LIP SEAL
7-6	1	*	LIP SEAL
7-7	1	*	O-RING
7-8	1	*	BACKUP RING
7-9	1	*	BACKUP RING
7-10	1	*	O-RING
7-11	1	*	BACKUP RING
7-12	1	*	BACKUP RING
7-14	2	*	O-RING
8	1	100563	GEAR, SUN, INPUT, 1500W
9	8	100564	CAPSCREW-HH-1/2-13UNC x 1 1/4-GR 5 CAD PLATED
10	1	100565	PISTON, BRAKE
11	4	100566	CAPSCREW-SH-1/2-13UNC x 1 1/4
12	1	100567	TH1500 WELDMENT BASE, VANGUARD
13	1	100568	DRIVER BRAKE, 800H, 1200W
14	2	100569	RACE
15	2	100570	RING, RETAINING
16	1	100571	GEAR, SUN, OUTPUT, 1541W
17	2	100572	BUSHING, THRUST
18	7	100573	DISC, FRICTION
19	8	100574	PLATE, STATOR
20	1	100575	COVER, BRAKE, 1541W
21	1	100576	HOUSING, BRAKE, 1200W

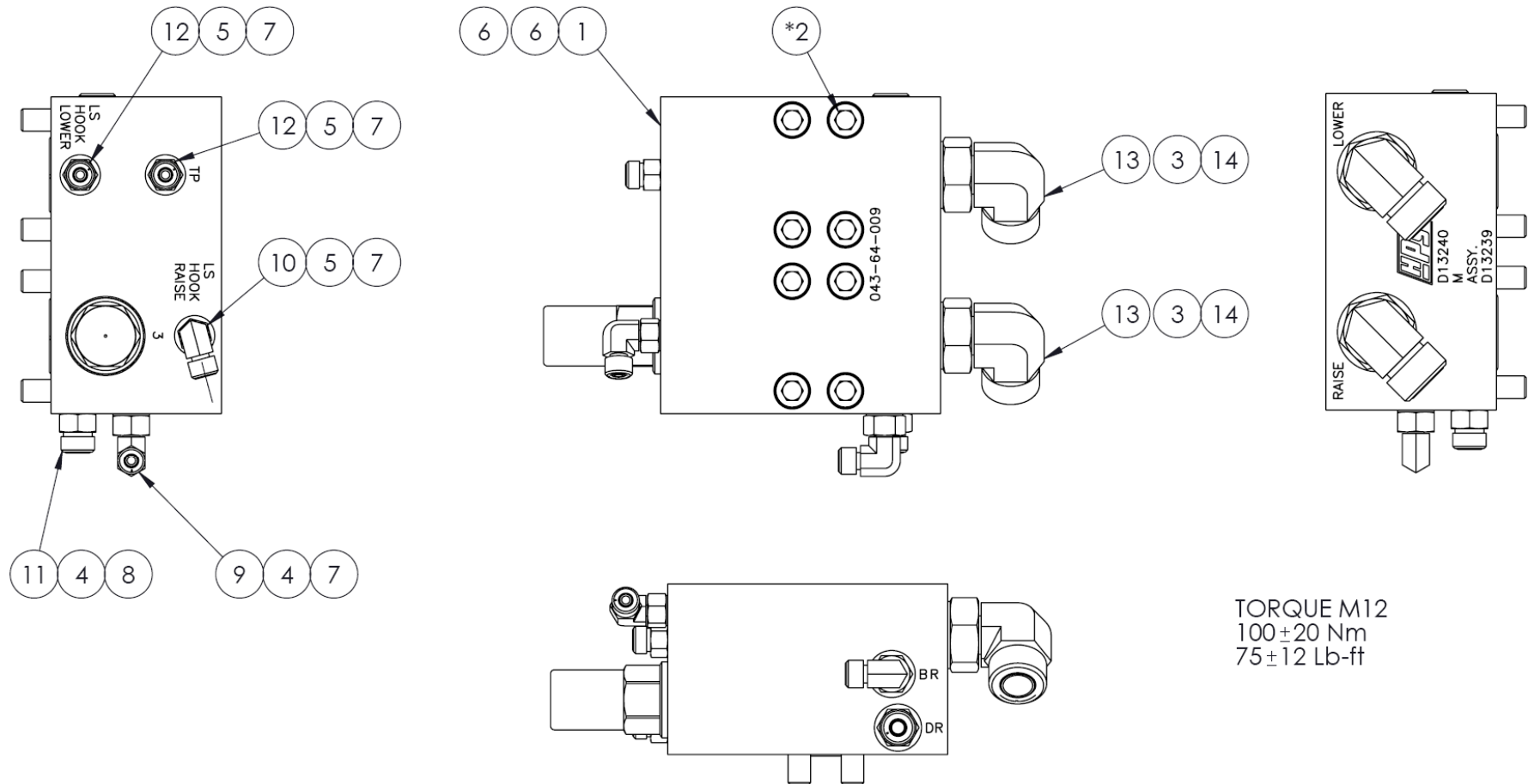
FC – HOOK WINCH FF			006-64-001
ITEM	QTY	PART NO	DESCRIPTION
24	12	100577	SPRING, BRAKE, YELLOW
26	1	100578	CARRIER, BEARING, 1541W
28	2	100579	BEARING, BALL, 707W/1200W
29	1	100580	WEDGE, LH1650/LH1750
30	2	100581	BREATHER
31	1	100582	SHAFT, OUTPUT, FREEFALL
34	1	100583	CLUTCH, SPRAG
36	1	100584	GEAR SET, INPUT, 1500RL
38	1	100585	DRIVER, INPUT, 1200W/1500W
39	1	100586	BUSHING,707W/1200W
40	4	100587	PLUG, SOCKET HEAD, ORING, 9/16-18
41	2	100588	PLUG, PIPE, PLATED
43	2	100589	ROD, SUPPORT, 1500W
50	1	100590	PLATE, SIDE, R.H.
53	1	100592	PLATE-ID-TWG
62	1	100593	HOUSING, FREEFALL
63	1	100594	SUPPORT, BEARING, FREEFALL
64	1	100595	PISTON, FREEFALL
65	30	100596	SPRING, CLUTCH
66	6	100597	STATOR, CLUTCH - Kanban
67	5	100598	DISC, FRICTION, CLUTCH
68	30	100599	PIN, ROLL
69	1	100600	DRIVER, CLUTCH, 1541W
70	1	100601	BEARING
72	1	100602	WASHER, THRUST
76	1	100606	CAPLUG
77	2	100607	PLUG, SOCKET HEAD, ORING, 7/16-20
79	12	100608	CAPSCREW-HH-1/2-20 X 4 GR8

**\* INCLUDED IN SEAL KIT, ITEM 7**

**NOTES:**

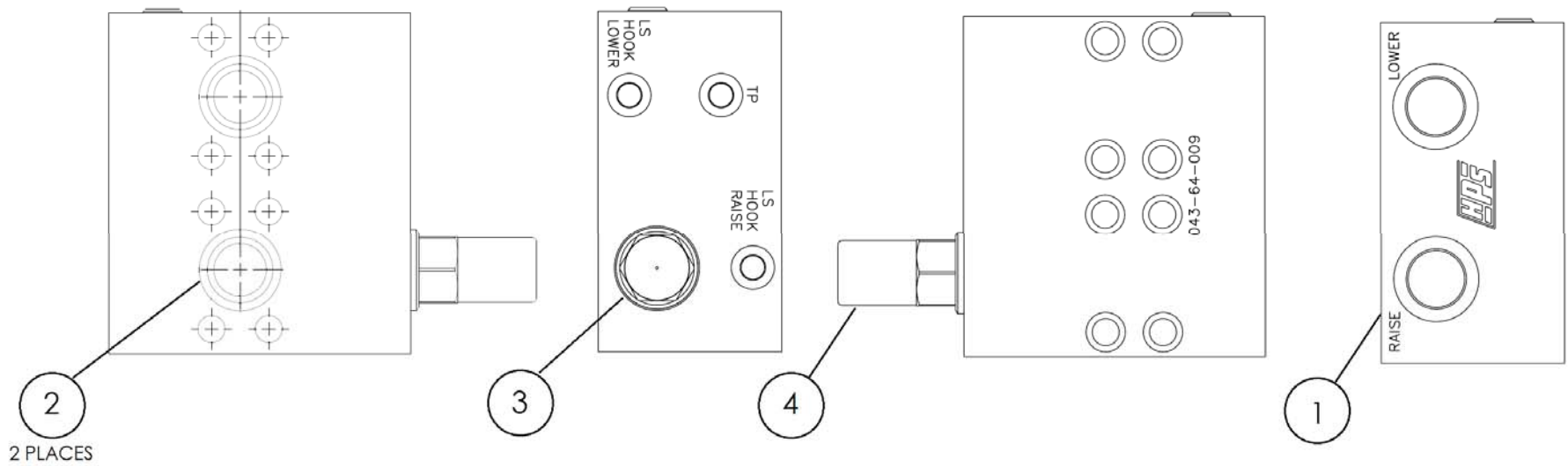


ITEM	QTY	PART NO	DESCRIPTION
1	2	043-64-005	AS - DRUM SPACER - FABRICATION
2	2	CAT# 7X-0349	HDW - BOLT - 5/8-11 UNC X 3 HEX
3	12	CAT# 8T-4122	HDW - WASHER 5/8
4	2	CAT# 3K-2889	HDW - LOCKNUT - 5/8-11 THD



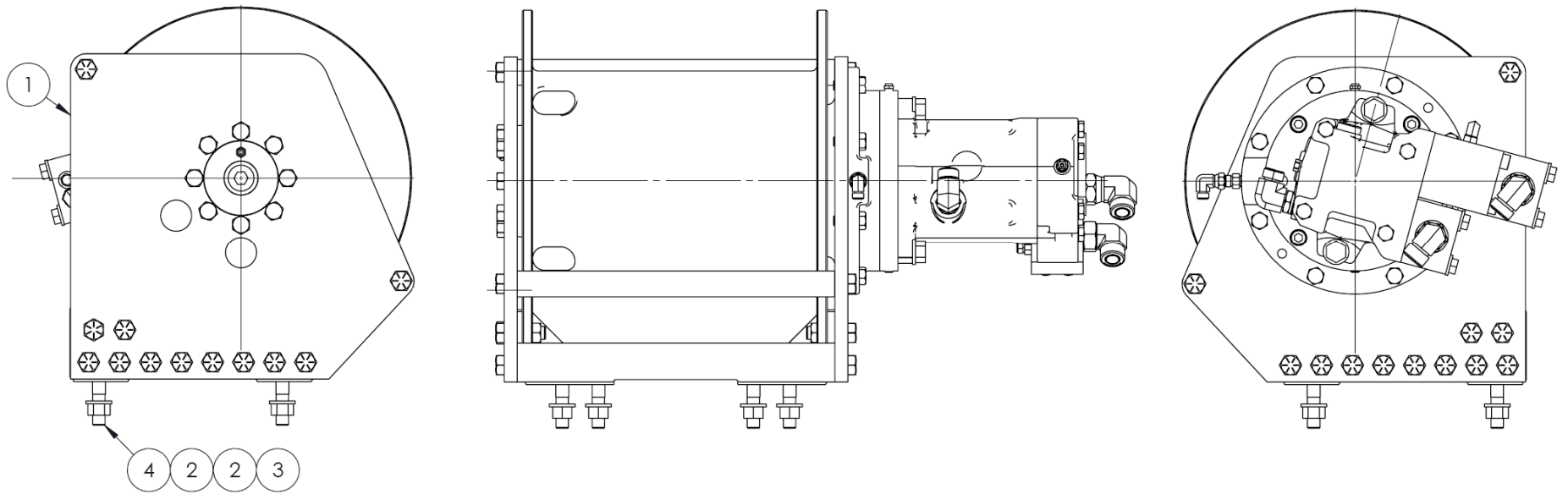
AS - HOOK MOTOR MANIFOLDASSEMBLY			043-64-010
ITEM	QTY	PART NO	DESCRIPTION
1	1	043-64-009	FC - HOOK MOTOR MANF (IRON)
*2	8	CAT# 3E-8007	HDW - SOCKET HEAD BOLT M12x1.75mmx 90mm LG
3	2	CAT# 3D-2824	O-RING STOR -12
4	2	CAT# 3J-1907	O-RING STOR-6
5	3	CAT# 3J-7354	O-RING STOR-4
6	2	CAT# 4J-0520	CODE 61 O-RING SEAL -16
7	4	CAT# 4J-5477	O-RING - ORFS -4
8	1	CAT# 6V-8397	O-RING ORFS-6
9	1	CAT# 6V-8627	90 ELBOW - ORFS M/STOR BOSS -4/-6
10	1	CAT# 6V-8628	90° EL ORFS M/STOR BOSS -4/-4
11	1	CAT# 6V-8636	ORFS M /STOR BOSS -6/-6
12	2	CAT# 6V-8647	ORFS M/STOR BOSS -4/-4
13	2	CAT# 6V-9007	90° EL STOR BOSS/ORFS -12/-12
14	2	CAT# 6V-9746	O-RING ORFS -12

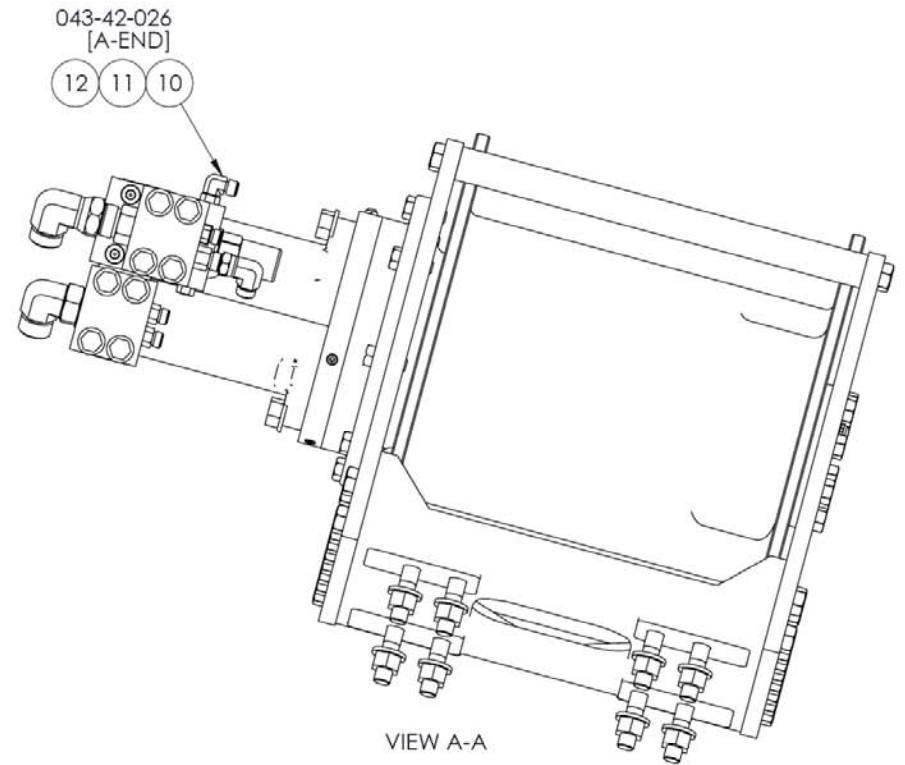
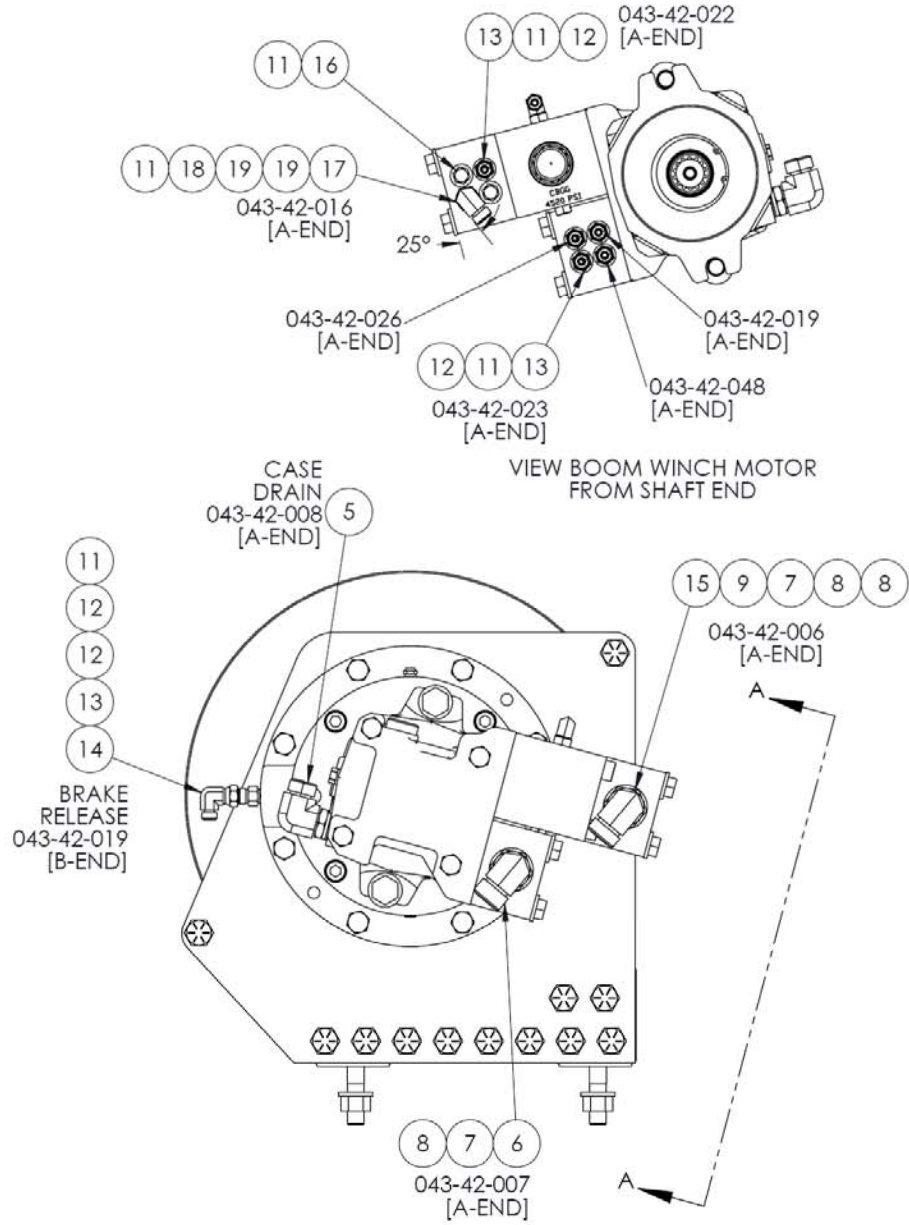
\* FOR PARTS BOOK ONLY



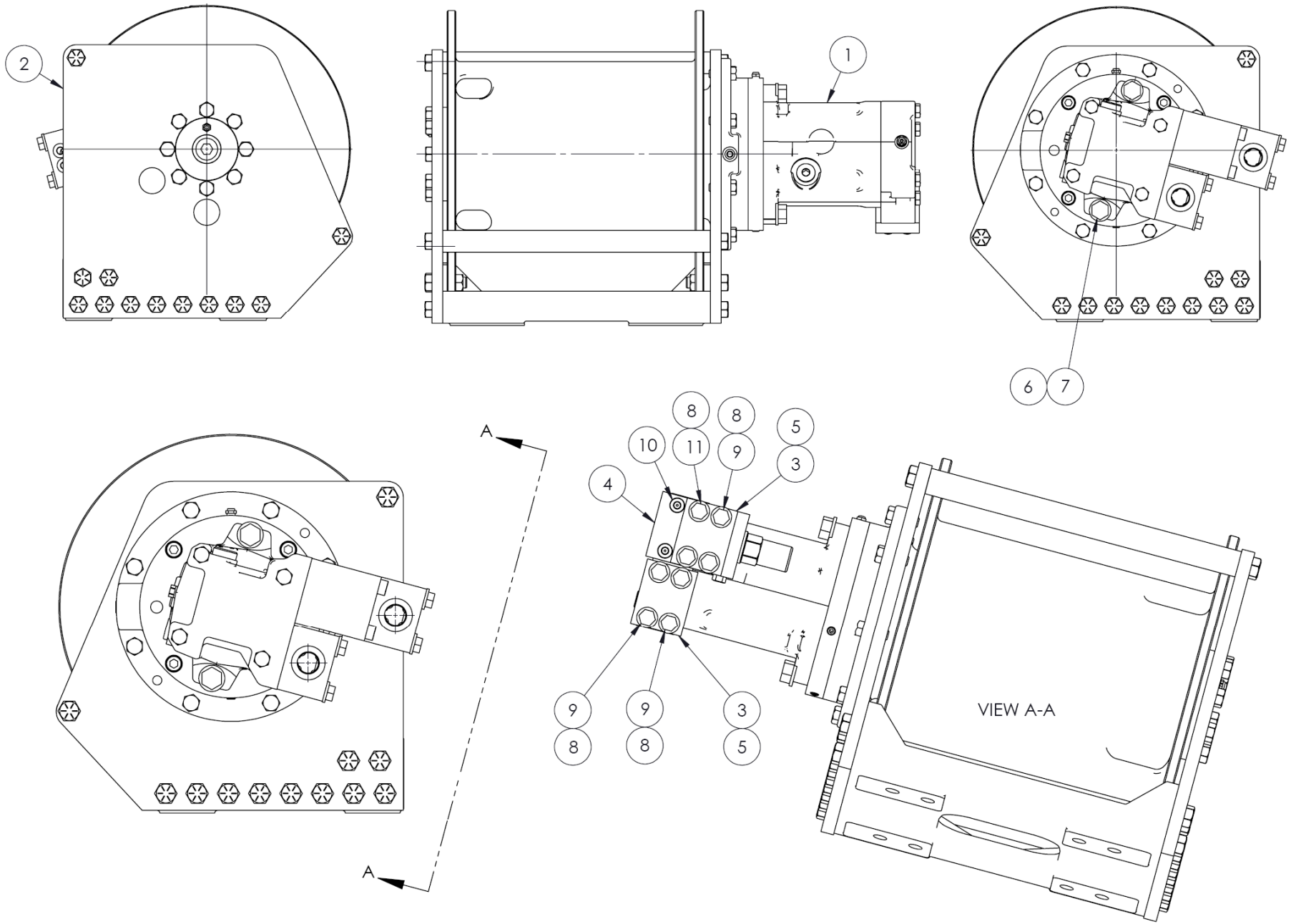
ITEM	QTY	PART NO	DESCRIPTION
1	1	100609	MANIFOLD BODY
2	2	PARK# 2-219N	O-RING
3	1	100009	DIRECTIONAL VALVE
4	1	100610	COUNTERBALANCE VALVE



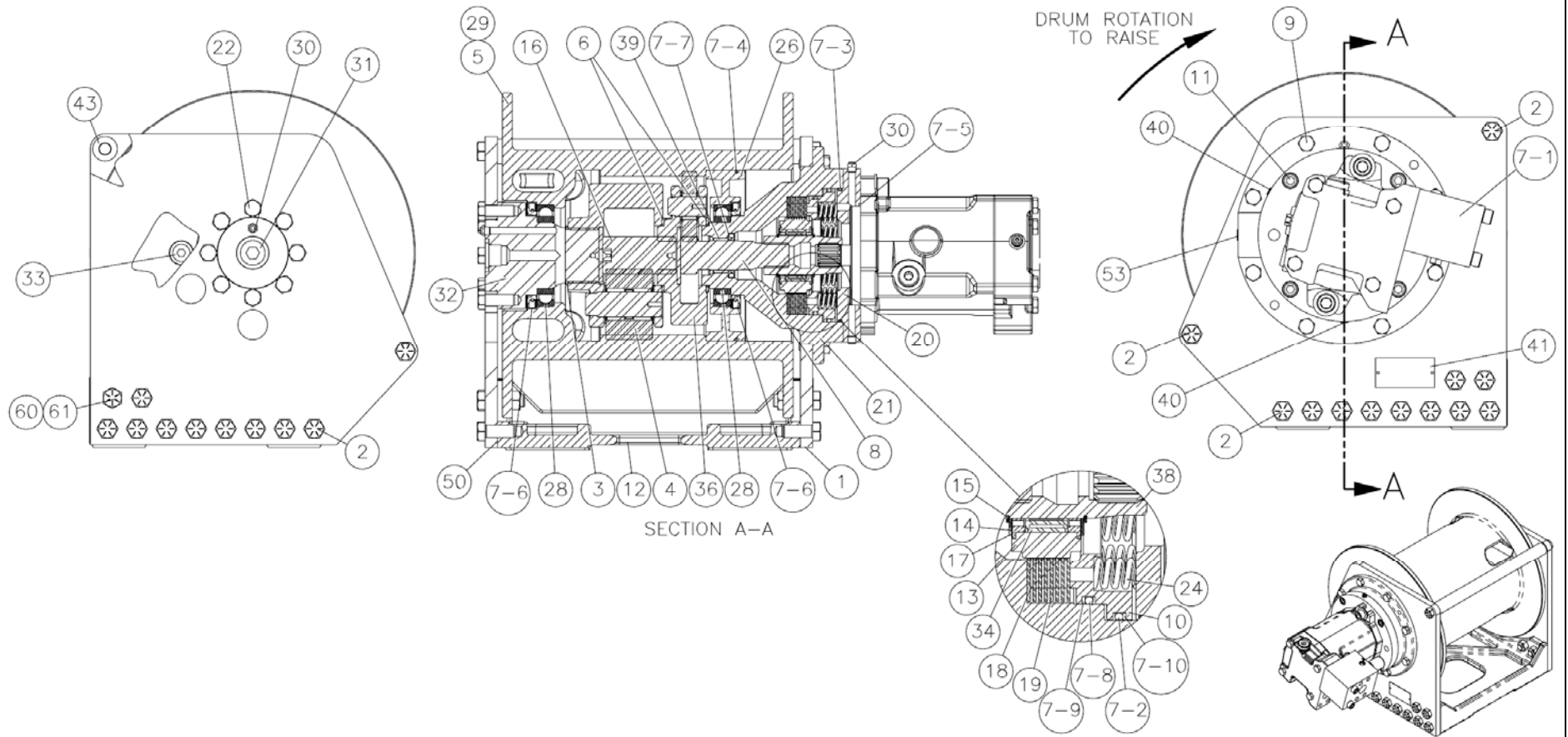




GP - BOOM WINCH GROUP			043-65-001
ITEM	QTY	PART NO	DESCRIPTION
1	1	043-65-002	AS - BOOM WINCH
2	16	CAT# 8T-4122	HDW - WASHER 5/8
3	8	CAT# 7X-0448	HDW - NUT 5/8-11 ZINC PLATED HARDENED
4	8	CAT# 7X-0349	HDW - BOLT - 5/8-11 UNC X 3 HEX
5	1	PARK# 10M22C80MLO	ELBOW-90 DEG-M22x1.5 ORR MALE X #10 ORFS MALE
6	1	CAT# 6V-9007	90° EL STOR BOSS/ORFS -12/-12
7	2	CAT# 3D-2824	O-RING STOR -12
8	3	CAT# 6V-9746	O-RING ORFS -12
9	1	CAT# 6V-8637	ORFS M/STOR BOSS -12/-12
10	1	CAT# 6V-8628	90° EL ORFS M/STOR BOSS -4/-4
11	10	CAT# 3J-7354	O-RING STOR-4
12	8	CAT# 4J-5477	O-RING - ORFS -4
13	6	CAT# 6V-8647	ORFS M/STOR BOSS -4/-4
14	1	CAT# 6V-9849	90 EL - ORFS M/ORFS FM SW -4/-4
15	1	CAT# 6V-9853	SWIVEL NUT ELBOW, ORFS/ORFS SWIVEL -12/-12
16	2	CAT# 9S-4182	HEX HEAD PLUG - #4 STOR
17	1	CAT# 6V-9850	90° EL - ORFS FM SW -6
18	1	CAT# 6V-9872	ORFS M/STOR BOSS -6/-4
19	2	CAT# 6V-8397	O-RING ORFS-6



AS - BOOM WINCH			043-65-002
ITEM	QTY	PART NO	DESCRIPTION
1	1	006-60-001	FC - HYD MTR 1-SP (HMF75CC)
2	1	006-65-001	FC - BOOM WINCH
3	2	043-60-020	FB - MFLD - 90 DEG EL - SAE 1" C62 OR FACE X #12 ORB c/w four #4 ORB TEST PORTS
4	1	043-65-003	FC - BM CBAL V MANF
5	2	CAT# 4J-0520	CODE 61 O-RING SEAL -16
6	2	CAT# 8T-4122	HDW - WASHER 5/8
7	2	CAT# 4H-4033	HDW - BOLT - 5/8-18 UNF X 1.375 HEX
8	8	CAT# 8T-4223	1/2", M12 WASHER FLAT, HARD, PLATED
9	6	CAT# 8T-4648	HDW - BOLT M12X1.75X70
10	2	CAT# 7X-2436	HDW - HEX SOCKET HEAD BOLT - M12X1.75X100
11	2	CAT# 8T-7930	HDW - BOLT M12 X 1.75mm X 160mm HEX

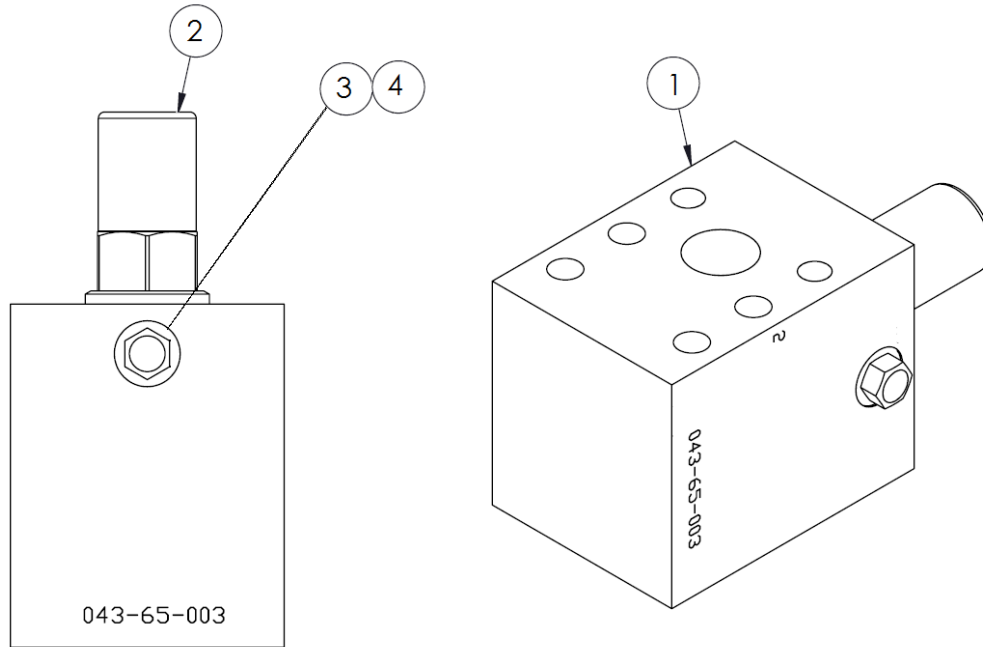


FC - BOOM WINCH			006-65-001
ITEM	QTY	PART NO	DESCRIPTION
1	1	100611	PLATE, SIDE, L.H.
2	20	100557	CAPSCREW-HH-5/8-18UNF X 1 1/2 GR8
3	1	100558	RING, RETAINING
4	1	100559	GEAR SET, OUTPUT, 1500W
5	1	100615	DRUM, CABLE, 1500W
6	2	100561	RACE
7	1	100617	KIT, SEAL, 1500W
7-1	1	*	O-RING
7-2	1	*	O-RING
7-3	1	*	O-RING
7-4	1	*	O-RING
7-5	1	*	SEAL
7-6	2	*	LIP SEAP
7-7	1	*	LIP SEAL
7-8	1	*	O-RING
7-9	1	*	BACKUP RING
7-10	1	*	BACKUP RING
8	1	100563	GEAR, SUN, INPUT, 1500W
9	8	100564	CAPSCREW-HH-1/2-13UNC x 1 1/4-GR 5 CAD PLATED
10	1	100565	PISTON, BRAKE
11	4	100566	CAPSCREW-SH-1/2-13UNC x 1 1/4
12	1	100622	BASE, 1541W
13	1	100568	DRIVER BRAKE, 800H, 1200W
14	2	100569	RACE
15	2	100570	RING, RETAINING
16	1	100571	GEAR, SUN, OUTPUT, 1541W
17	2	100572	BUSHING, THRUST
18	7	100573	DISC, FRICTION

FC - BOOM WINCH			006-65-001
ITEM	QTY	PART NO	DESCRIPTION
19	8	100574	PLATE, STATOR
20	1	100575	COVER, BRAKE, 1541W
21	1	100576	HOUSING, BRAKE, 1200W
22	8	100632	CAPSCREW-HH-9/16-18UNF X 1 1/2 GR8 PLATED
24	12	100577	SPRING, BRAKE, YELLOW
26	1	100578	CARRIER, BEARING, 1541W
28	2	100579	BEARING, BALL, 707W/1200W
29	1	100580	WEDGE, LH1650/LH1750
30	2	100581	BREATHER
31	1	100638	PLUG, O-RING
32	1	100639	SHAFT, OUTPUT
33	1	100640	PLUG, O-RING
34	1	100583	CLUTCH, SPRAG
36	1	100584	GEAR SET, INPUT, 1500RL
38	1	100585	DRIVER, INPUT, 1200W/1500W
39	1	100586	BUSHING,707W/1200W
40	2	100645	PLUG, PIPE
41	1	100592	PLATE-ID-TWG
42	2	100591	WASHER-FLAT-5/8-SAE
43	2	100589	ROD, SUPPORT, 1500W
50	1	100649	SIDEPLATE, RH
53	1	100606	CAPLUG
60	4	100655	CAPSCREW-HH-5/8-18UNF X 2 GR8
61	4	100656	NUT, 5/8, GR8

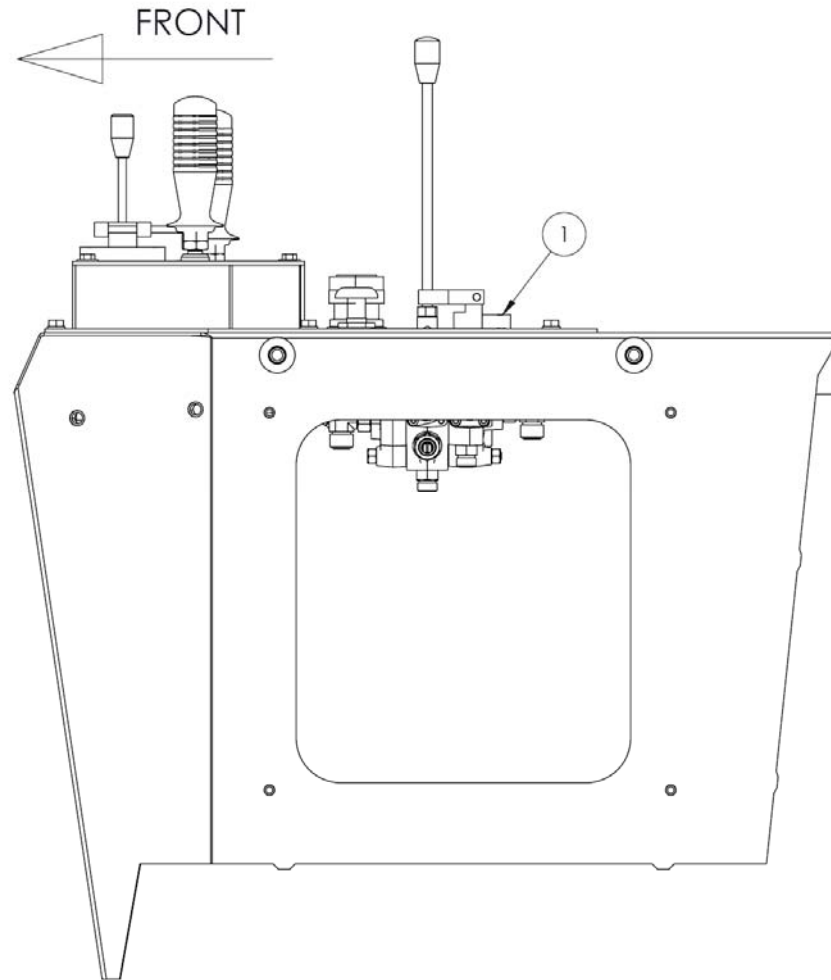
\* INCLUDED IN SEAL KIT, ITEM 7



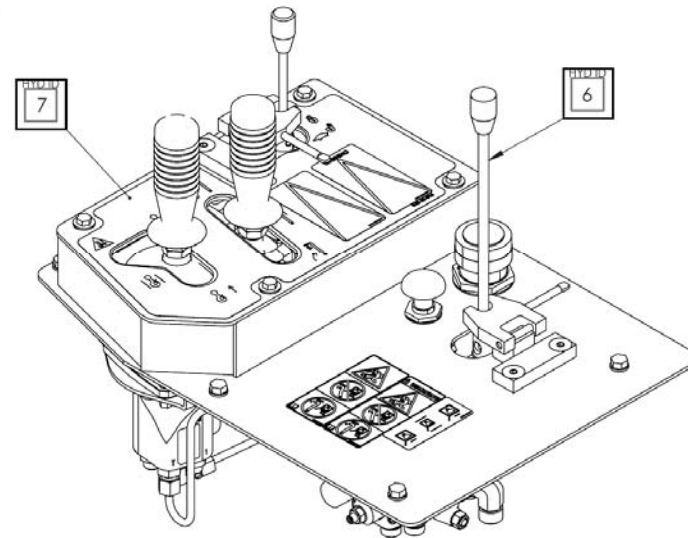
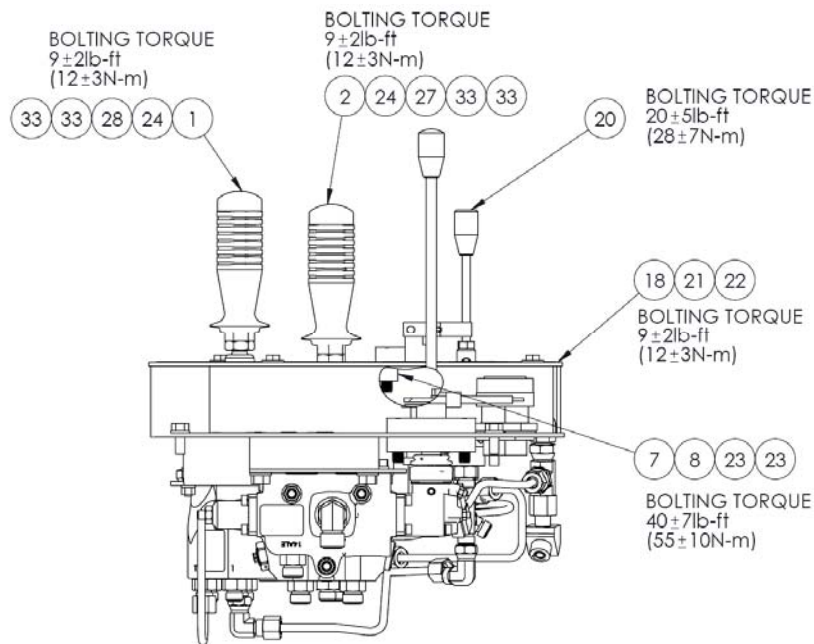
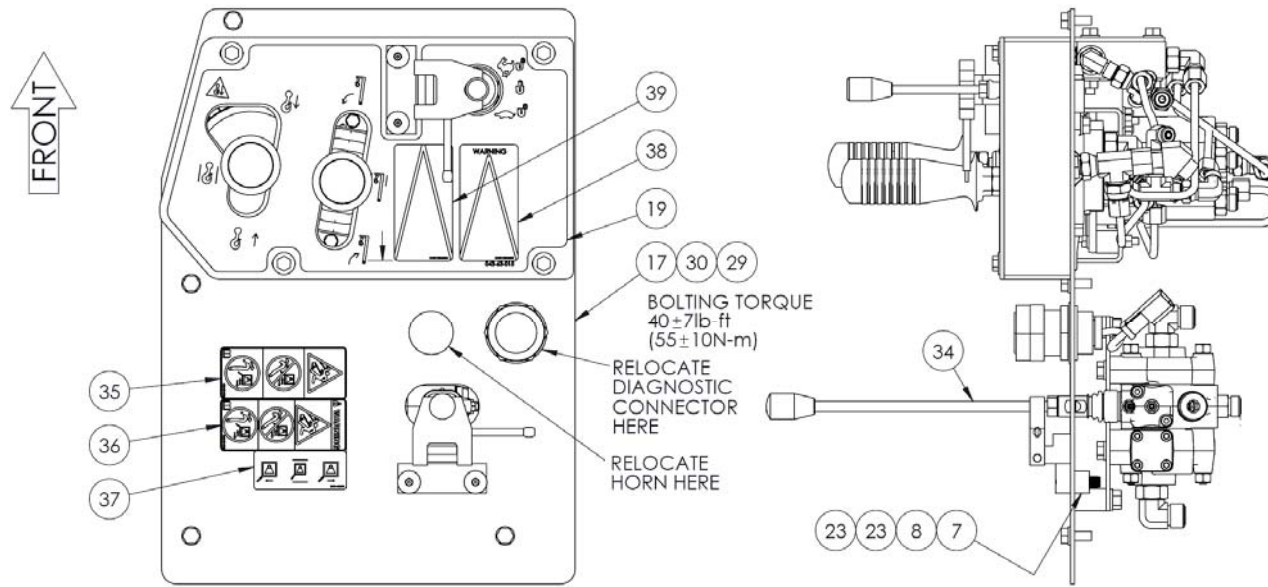


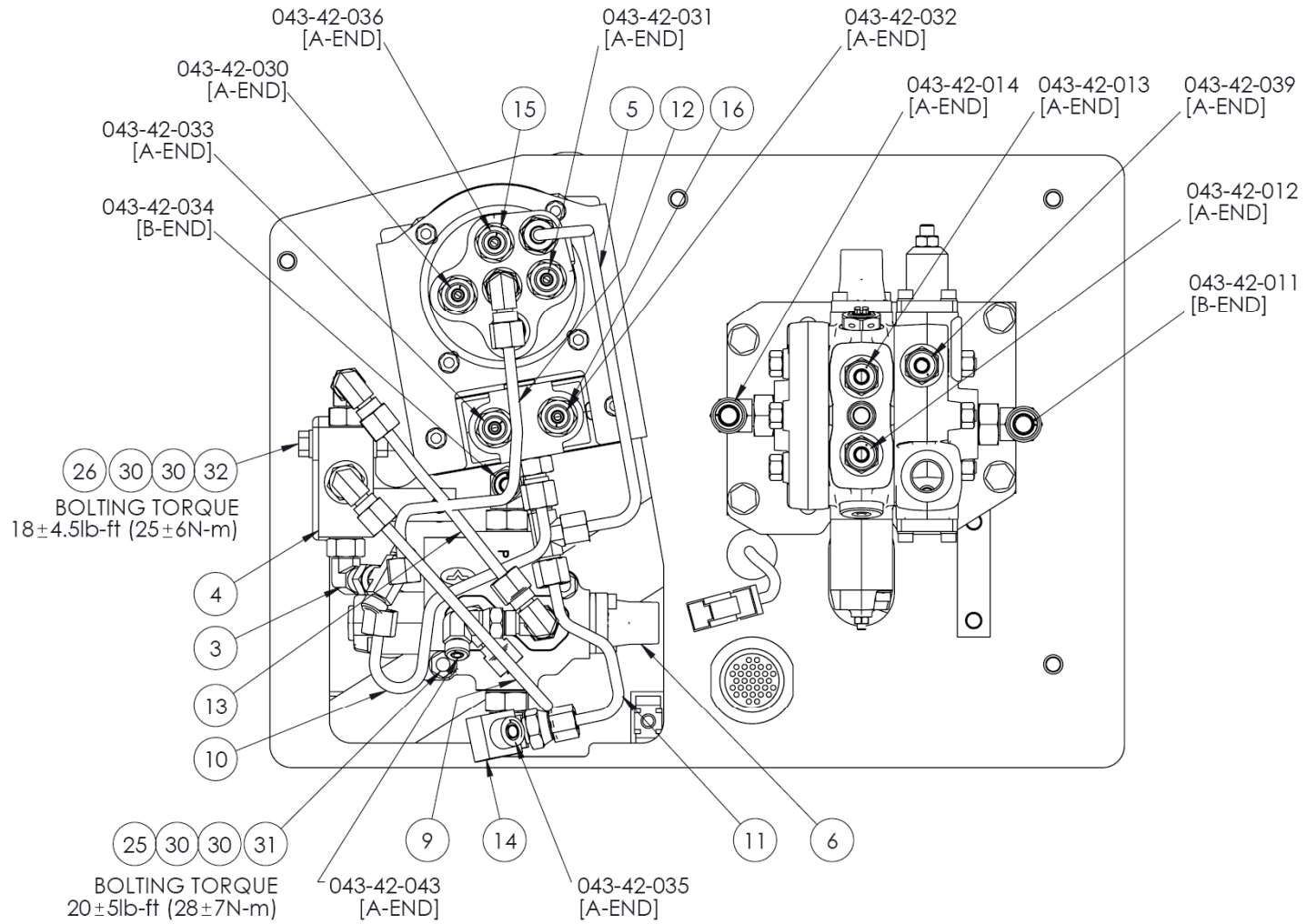
ITEM	QTY	PART NO	DESCRIPTION
1	1	100043	BODY
2	1	100899	COUNTERBALANCE VALVE
3	1	100045	#4 SAE PLUG
4	1	PARK# 2-219	O-RING





ITEM	QTY	PART NO	DESCRIPTION
1	1	043-63-002	AS - CONTROL BOX

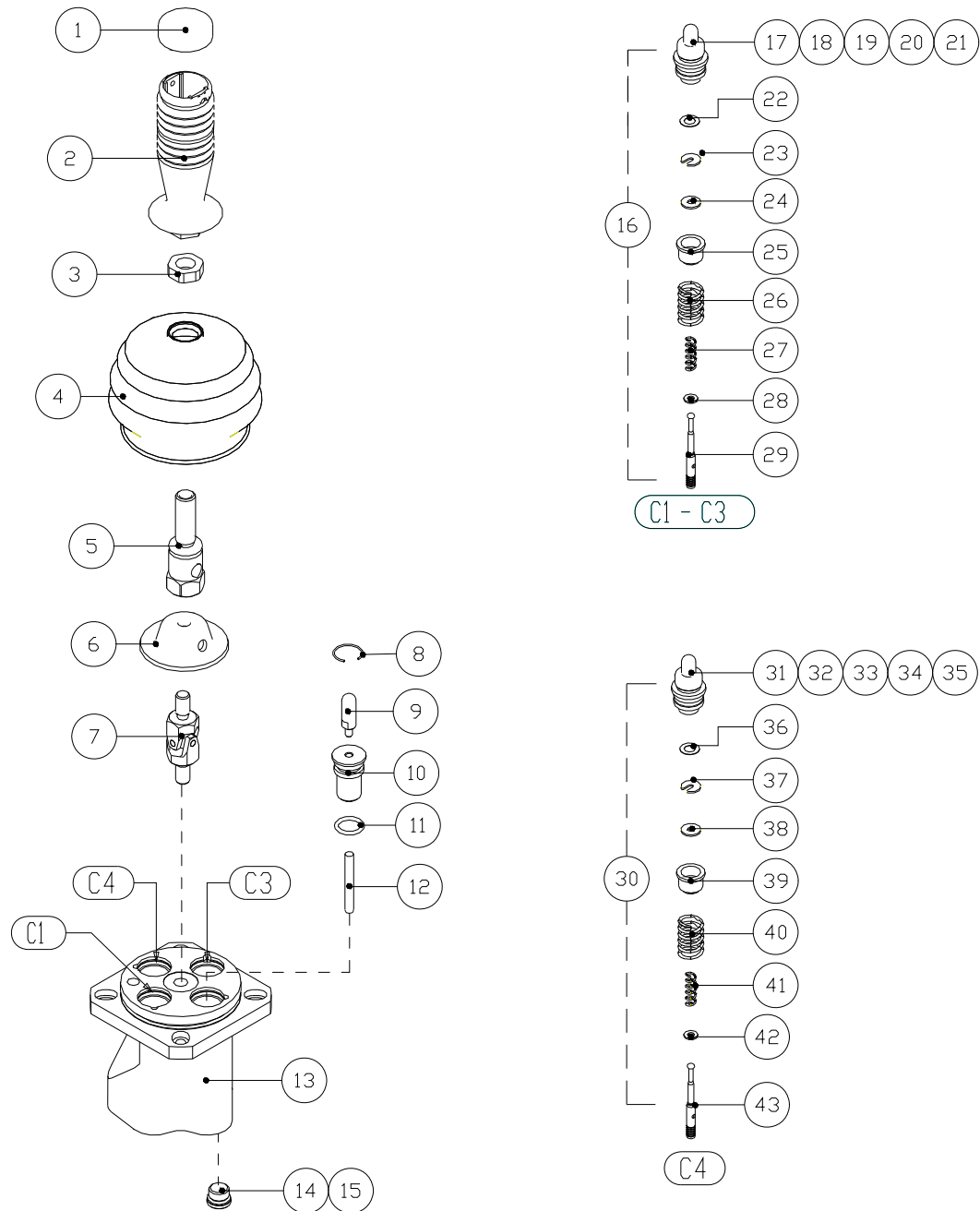




**HOSE INSTALLATION DETAIL**  
 VIEW - SITTING IN OPERATOR'S SEAT, LOOKING  
 TOWARDS RHS OF MACHINE WITH CONTROL  
 PANEL ASSEMBLY TILTED UP

AS - CONTROL BOX			043-63-002
ITEM	QTY	PART NO	DESCRIPTION
1	1	006-63-001	FC - PILOT CONT 3-WAY
2	1	006-63-002	FC - PILOT CONT 2-WAY
3	1	030-43-015	FITTING GP - SPEED SHUTTLE
4	1	030-63-002	FC - SHUTTLE 2-SPEED
5	1	032-41-057	TUBE AS
6	1	032-63-002	FC - MODE CONT
7	2	032-63-022	PLATE - LOCK-OUT
8	2	032-63-030	AS - LOCKOUT - VALVE
9	1	040-41-002	TUBE AS
10	1	040-41-003	TUBE AS
11	1	040-41-005	TUBE AS
12	1	040-41-009	TUBE AS
13	1	040-41-011	TUBE AS
14	1	043-43-001	AS - MODE CONTROL FITTINGS KIT
15	1	040-43-003	FITTINGS KIT - HOOK CONTROL
16	1	040-43-004	FITTINGS KIT - BOOM CONTROL
17	1	043-63-003	AS - CONTROL PANEL MOUNT FABRICATION
18	1	043-63-012	AS - CONTROL BOX COVER
19	1	043-63-015	FILM - CONTROL BOX OPERATION
20	1	040-63-024	FC - HANDLEVER - M8 X 120mm
21	4	CAT# 4B-5269	HDW - USS WASHER 1/4"
22	4	CAT# 4M-5281	HDW - BOLT 1/4"-3/4
23	4	006-12-005	HDW - FLAT-HEAD SOCKET CAP SCREW - 3/8-16 UNC X 1.5 LNG
24	6	CAT# 5C-2890	HDW - NUT M6X1
25	2	CAT# 5C-7261	HDW - NUT M8X1.25
26	2	CAT# 6V-8189	HDW - NUT 5/16-18
27	2	CAT# 8T-2947	HDW - BOLT M6X1X45

AS - CONTROL BOX			043-63-002
ITEM	QTY	PART NO	DESCRIPTION
28	4	CAT# 8T-4138	HDW - BOLT M6X1X20
29	4	CAT# 8T-4189	HDW - BOLT M8X1.25X20
30	12	CAT# 8T-4224	HDW - WASHER M8
31	2	CAT# 8T-6869	HDW - BOLT M8X1.25X60
32	2	CAT# 8T-8911	HDW - BOLT 5/16-18 X 2"
33	12	CAT# 9X-8256	HDW - WASHER M6
34	1	043-63-005	GP - COUNTERWEIGHT CONTROL
35	1	035-09-010	FILM - WARN THROWN OR FLYING OBJECTS - CTWT LOCK LEVER INSTRUCTION (INTL)
36	1	035-09-012	FILM - WARN THROWN OR FLYING OBJECTS - CTWT LOCK LEVER INSTRUCTION (US)
37	1	CAT# 238-5525	FILM - CTWT DIRECTION
38	1	CAT# 228-2615	FILM - WARNING (UNIVERSAL, READ OMM U.S.)
39	1	CAT# 228-2616	FILM - WARNING (UNIVERSAL, READ OMM)

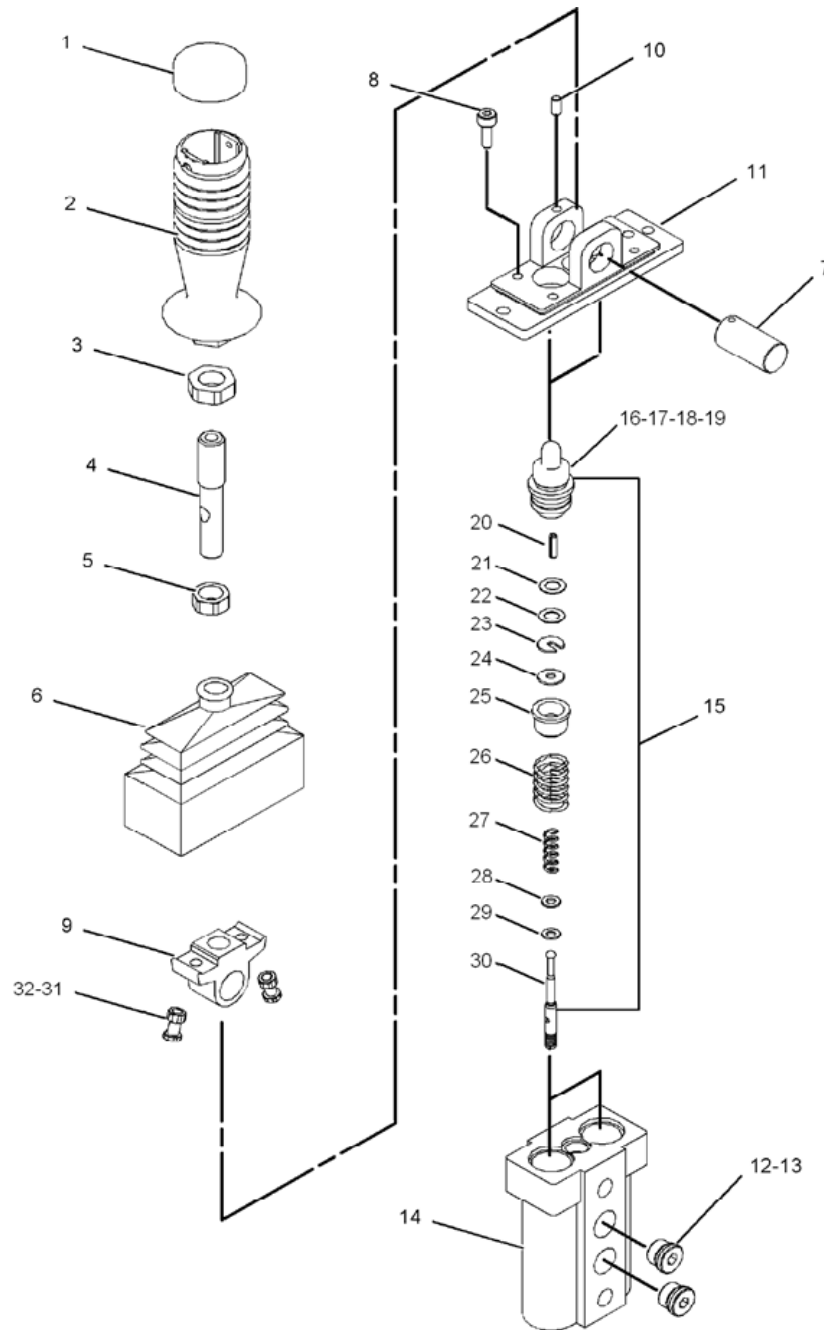





FC – PILOT CONT 3-WAY			006-63-001
ITEM	QTY	PART NO	DESCRIPTION
1	1	CAT# 106-8589	CAP
2	1	CAT# 106-8587	HANDLE
3	1	CAT# 108-6074	NUT
4	1	CAT# 106-8600	STUD
5	1	CAT# 106-8596	BOOT
6	1	CAT# 106-8582	SPRING
7	1	CAT# 106-8597	JOINT
8	1	CAT# 103-8097	RING
9	1	CAT# 114-4128	PIN
10	1	CAT# 114-4130	PLUG
11	1	CAT# 8F-3469	SEAL
12	1	CAT# 114-4129	PIN
13	1	CAT# 114-4419	BODY-VALVE
14	1	CAT# 9S-8004	PLUG
15	1	CAT# 3J-1907	O-RING STOR-6
16	1	CAT# 114-4126	CARTRIDGE GROUP
17	1	CAT# 108-8807	SEAL
18	1	CAT# 106-8585	GUIDE
19	1	CAT# 8F-3469	SEAL
20	1	CAT# 106-8598	PIN
21	1	CAT# 114-4111	PIN
22	1	CAT# 103-8099	WASHER
23	1	CAT# 106- 8567	RING
24	1	CAT# 106-8566	RING
25	1	CAT# 114-4179	GUIDE
26	1	CAT# 106-8589	SPRING
27	1	CAT# 114-4180	SPRING

FC – PILOT CONT 3-WAY			006-63-001
ITEM	QTY	PART NO	DESCRIPTION
28	1	CAT# 103- 8098	WASHER
29	1	CAT# 106-8584	ROD
30	2	CAT# 114-4127	CARTRIDGE GROUP
31	1	CAT# 108-8807	SEAL
32	1	CAT# 106-8585	GUIDE
33	1	CAT# 8F-3469	SEAL
34	1	CAT# 106-8598	PIN
35	1	CAT# 114-4111	PIN
36	1	CAT# 103-8099	WASHER
37	1	CAT# 106-8567	RING
38	1	CAT# 106-8566	RING
39	1	CAT# 114-4179	GUIDE
40	1	CAT# 106-8588	SPRING
41	1	CAT# 114-4180	SPRING
42	1	CAT# 103-8098	WASHER
43	1	CAT# 106-8584	ROD


**NOTES:**



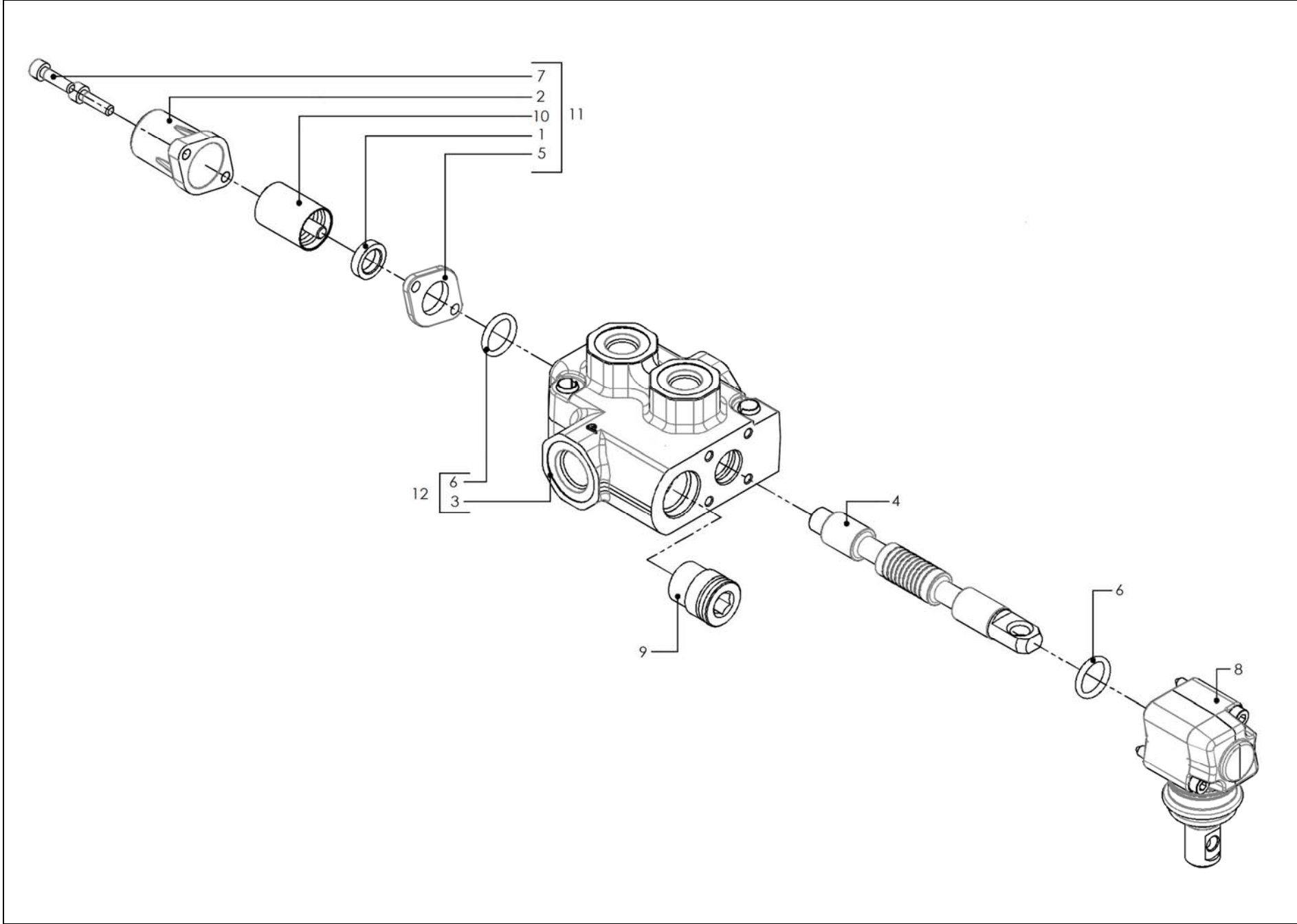
FC – PILOT CONT 2-WAY			006-63-002
ITEM	QTY	PART NO	DESCRIPTION
1	1	CAT# 106-8595	CAP
2	1	CAT# 106-8587	HANDLE
3	1	CAT# 125-2976	NUT
4	1	CAT# 114-4333	ROD
5	1	CAT# 4I-0755	NUT M12X1.25
6	1	CAT# 114-4326	BOOT
7	1	CAT# 114-4325	PIN
8	1	CAT# 8C-8545	BOLT - SOCKET HEAD M5X0.8X20
9	1	CAT# 114-4324	LEVER
10	1	CAT# 8T-7050	SET SCREW - SOCKET
11	1	CAT# 114-4321	SUPPORT
12	1	CAT# 9S-8004	PLUG
13	1	CAT# 3J-1907	O-RING STOR-6
14	1	CAT# 114-4313	BODY - VALVE
15	1	CAT# 114-4314	VALVE GP - PILOT
16	1	CAT# 108-8807	SEAL
17	1	CAT# 106-5858	PLATE
18	1	CAT# 8F-3469	SEAL - O - RING
19	1	CAT# 106-8598	PIN
20	1	CAT# 114-4111	PIN
21	1	CAT# 114-4320	WASHER
22	1	CAT# 114-4319	WASHER
23	1	CAT# 116-8567	RING
24	1	CAT# 116-8566	RING
25	1	CAT# 114-4317	GUIDE
26	1	CAT# 106-8588	SPRING
27	1	CAT# 114-4180	SPRING
28	1	CAT# 114-4318	WASHER
29	1	CAT# 114-4316	RING
30	1	CAT# 106-8584	ROD
31	1	CAT# 5Y-0660	NUT M6
32	1	CAT# 8T-4171	BOLT M6X1X12



ITEM	QTY	PART NO	DESCRIPTION
1	3	CAT# 3J-1907	O RING, STOR -6
2	3	CAT# 6V-8627	90° EL, ORFS M/STOR, -4/-6
3	6	CAT# 4J-5477	O RING, ORFS -4
4	1	CAT# 6V-9849	90° EL, ORFS M/ORFS FM SW -4/-4
5	1	CAT# 6V-9842	TEE, ORFS FM SW/ORFS M/ORFS M -4/-4/-4



ITEM	QTY	PART NO	DESCRIPTION
1	1	100088	BODY
2	1	100089	CARTRIDGE

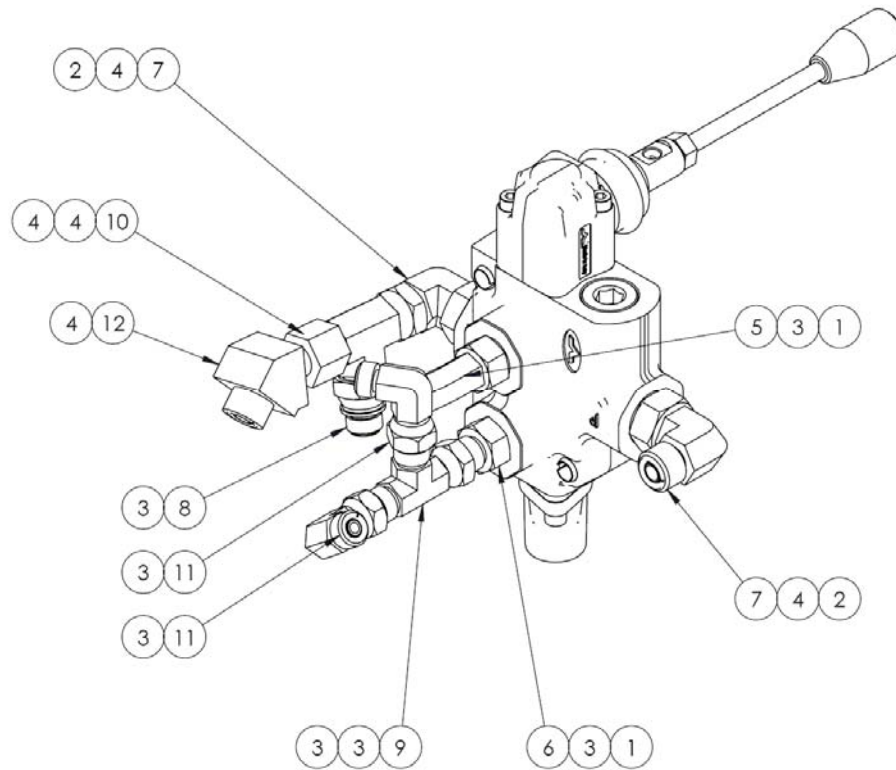




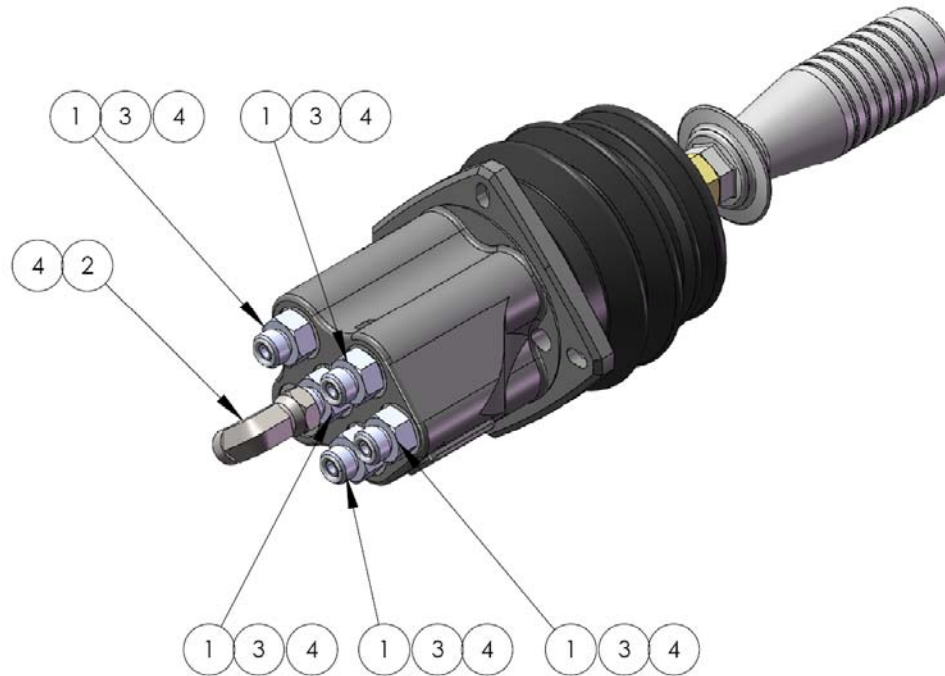
FC – MODE CONT			032-63-002
ITEM	QTY	PART NO	DESCRIPTION
1	1	100076	RING
2	1	100077	END CAP
3	1	100078	1-SAE BODY
4	1	100079	SPOOL
5	1	100080	SPACER
6	2	100081	O-RING SEAL
7	2	100082	GALVANIZED SCREW
8	1	100083	LEVER KIT WITH SCREWS
9	1	100084	PLUG
10	1	100085	SPOOL CONTROL KIT
11	1	100086	S5 KIT
12	1	100087	KIT

AS - MODE CONTROL FITTINGSKIT

043-43-001

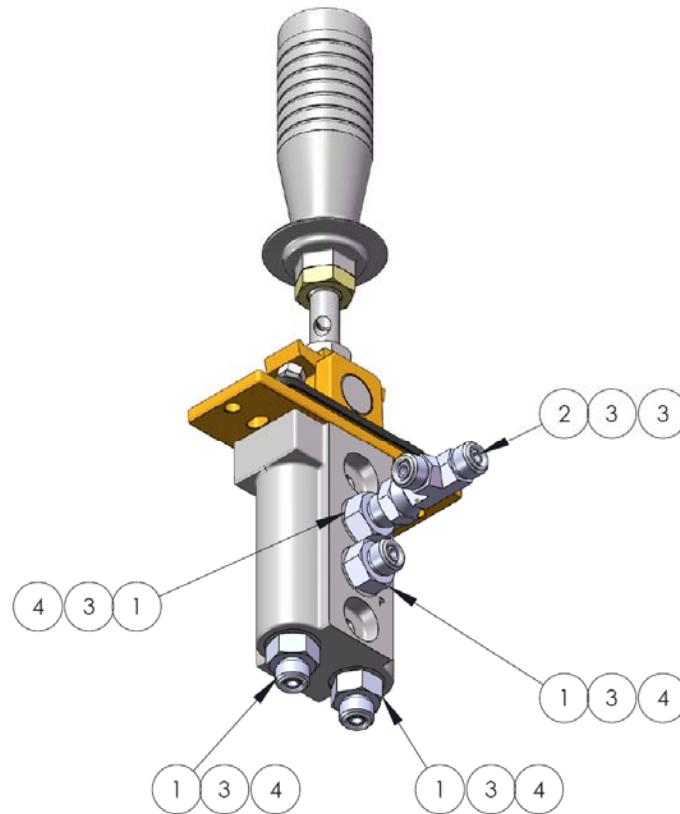


ITEM	QTY	PART NO	DESCRIPTION
1	2	CAT# 3J-1907	O-RING STOR-6
2	2	CAT# 3K-0360	FF - O-RING STOR-8
3	7	CAT# 4J-5477	O-RING - ORFS -4
4	5	CAT# 6V-8397	O-RING ORFS-6
5	1	CAT# 6V-8627	90 ELBOW - ORFS M/STOR BOSS -4/-6
6	1	CAT# 6V-8641	ORFS M / STOR BOSS -4/-6
7	2	CAT# 6V-8723	90° EL - ORFS M / STOR BOSS -6/-8
8	1	CAT# 6V-8934	CAPTIVE NUT - ORFS M / ORFS FM SWIVEL -4/-6
9	1	CAT# 6V-9835	TEE - ORFS M / ORFS M / ORFS FM SWIVEL -4/-4/-4
10	1	CAT# 6V-9836	TEE - ORFS M / ORFS M / ORFS FM SWIVEL -6/-6/-6
11	2	CAT# 6V-9849	90 EL - ORFS M/ORFS FM SW -4/-4
12	1	CAT# 8C-8988	FF - 45EL ORFS/ORFSF SW, -6/-6

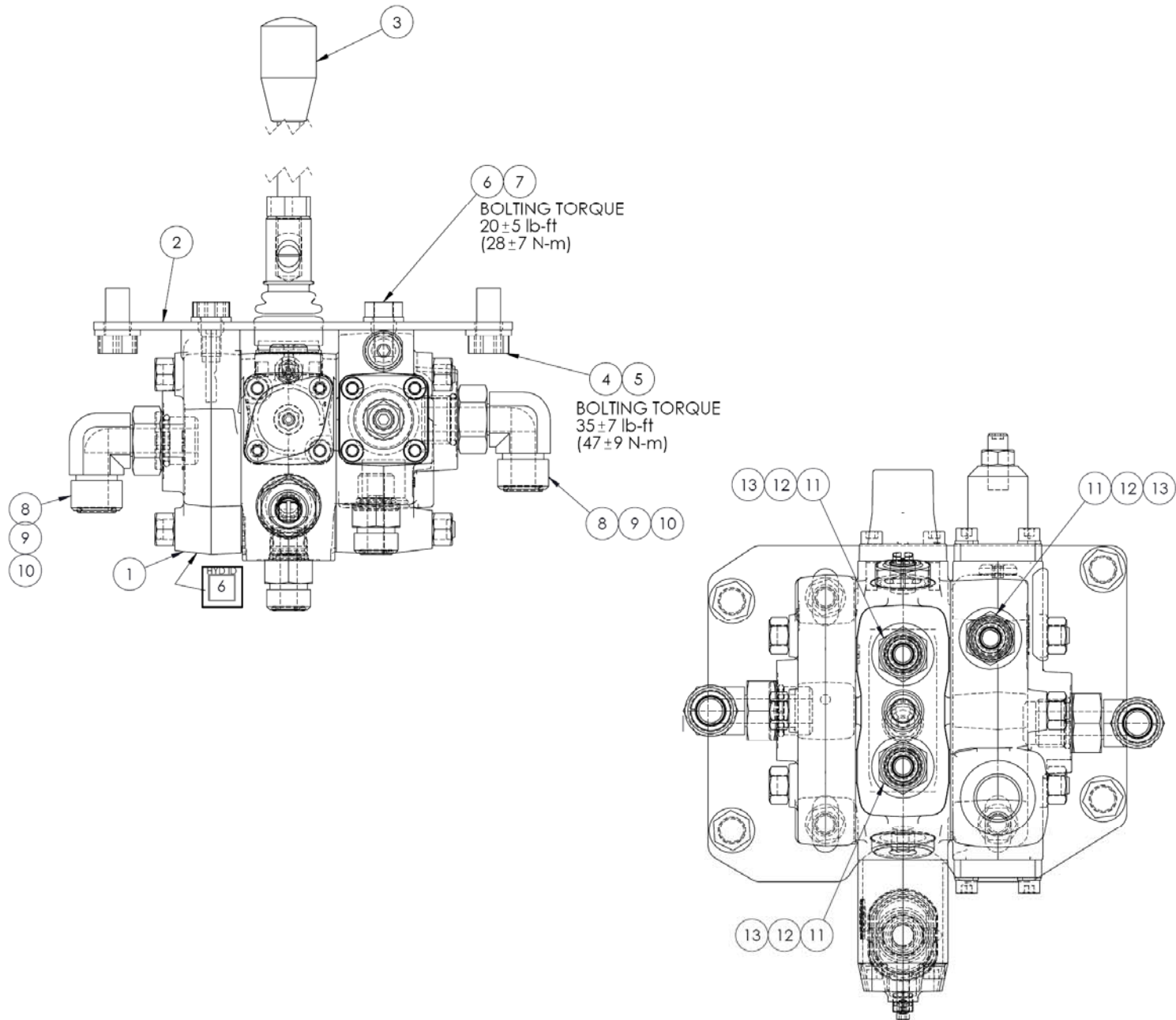


ITEM	QTY	PART NO	DESCRIPTION
1	5	CAT# 6V-8641	ORFS M / STOR BOSS, -4/-6
2	1	CAT# 6V-9849	90° EL, ORFS M / ORFS FM SWIVEL, - 4/-4
3	5	CAT# 3J-1907	O-RING STOR-6
4	6	CAT# 4J-5477	O-RING ORFS-4

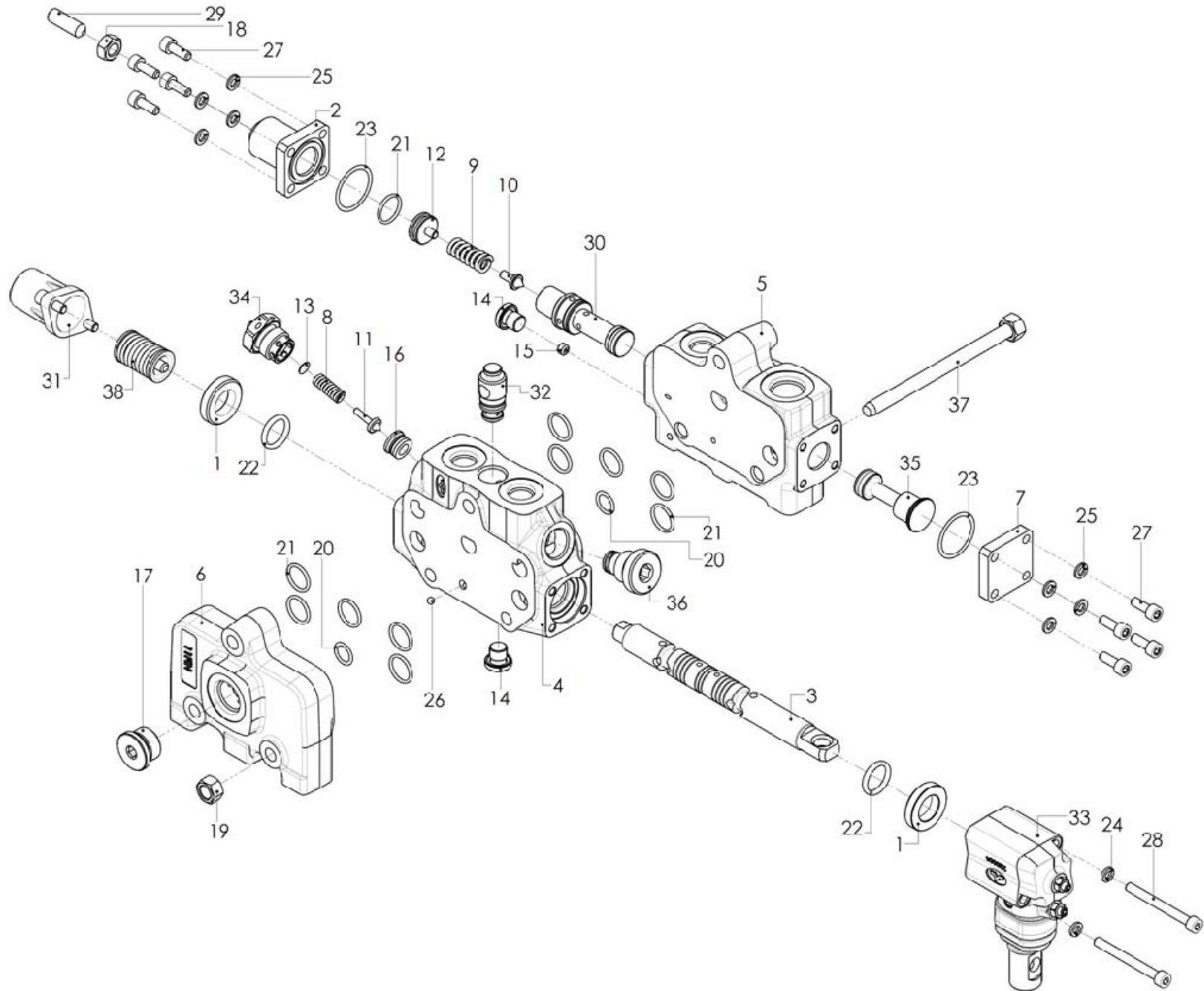
**NOTES:**



ITEM	QTY	PART NO	DESCRIPTION
1	4	CAT# 6V-8641	ORFS M / STOR BOSS, -4/-6
2	1	CAT# 6V-9835	TEE, ORFS M/ORFS M/ORFS FM SWIVEL, -4/-4/-4
3	6	CAT# 4J-5477	O-RING ORFS-4
4	4	CAT# 3J-1907	O-RING STOR-6



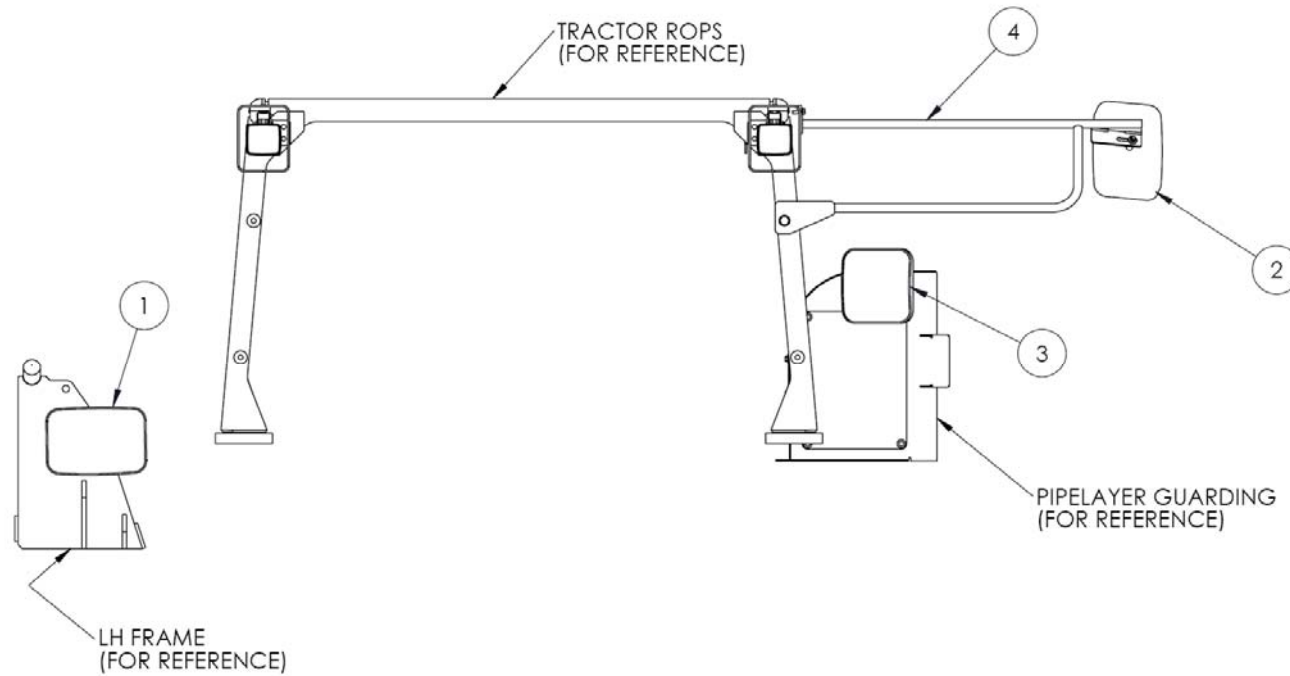
GP – COUNTERWEIGHTCONTROL			043-63-005
ITEM	QTY	PART NO	DESCRIPTION
1	1	046-63-050	FC - CTWT CONT
2	1	046-63-037	PLT - CTWT CONTROL - DLS7
3	1	035-63-032	FC - HANDLEVER
4	4	CAT# 5M-3062	BOLT - 3/8-16 X 3/4 UNC HEX
5	4	CAT# 8T-4896	WASHER - 3/8 IN - FLAT HARD
6	3	CAT# 8T-4200	HDW - BOLT M8X1.25X16
7	3	CAT# 8T-4224	HDW - WASHER M8
8	2	CAT# 6V-8625	90° EL - ORFS M/STOR BOSS -8/-8
9	2	CAT# 3K-0360	FF - O-RING STOR-8
10	2	CAT# 6V-8398	O-RING ORFS -8
11	3	CAT# 6V-8636	ORFS M /STOR BOSS -6/-6
12	3	CAT# 3J-1907	O-RING STOR-6
13	3	CAT# 6V-8397	O-RING ORFS-6



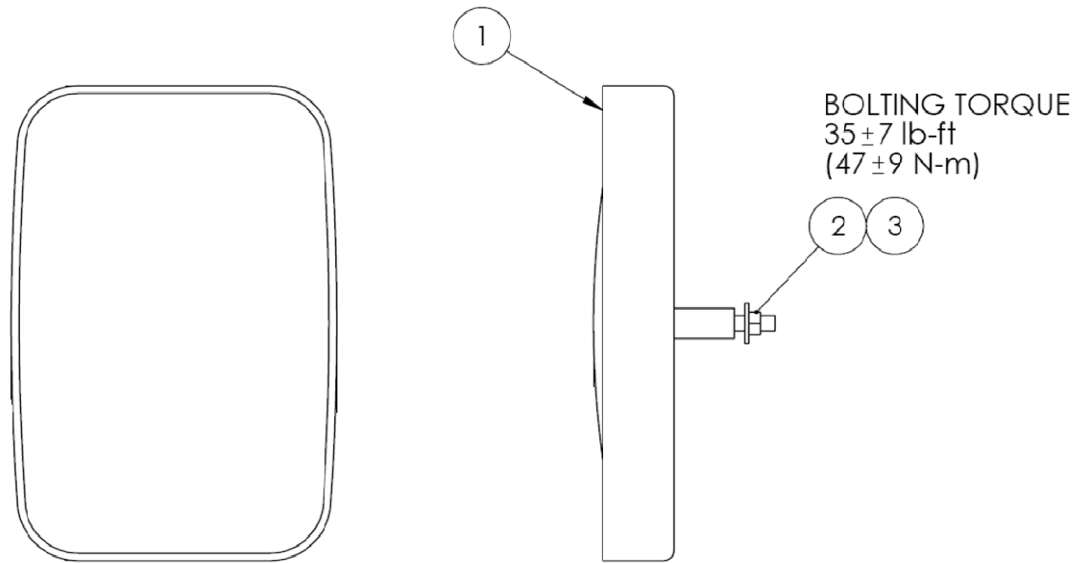


ITEM	QTY	PART NO	DESCRIPTION
1	2	100090	RING
2	1	100091	LS ENDCAP
3	1	100092	SPOOL
4	1	100093	WORKING SECTION
5	1	100094	INLET COVER
6	1	100095	FLANGE
7	1	100096	PLATE
8	1	100097	SPRING (GREEN)
9	1	100098	SPRING (BLUE)
10	1	100099	SHUTTER
11	1	100100	SHUTTER
12	1	100101	PLATE
13	1	100102	SPACER
14	2	100103	PLUG
15	1	100104	SCREW
16	1	100105	SEAL RING
17	1	100106	SAE8 PLUG
18	1	100107	GALVANIZED NUT
19	3	100108	BIOVALIZED NUT
20	2	100109	O-RING SEAL
21	11	100110	O-RING SEAL
22	2	100111	O-RING SEAL
23	2	100112	O-RING SEAL
24	2	100113	WASHER
25	8	100114	GALVANIZED WASHER
26	1	100115	BALL
27	8	100116	SCREW

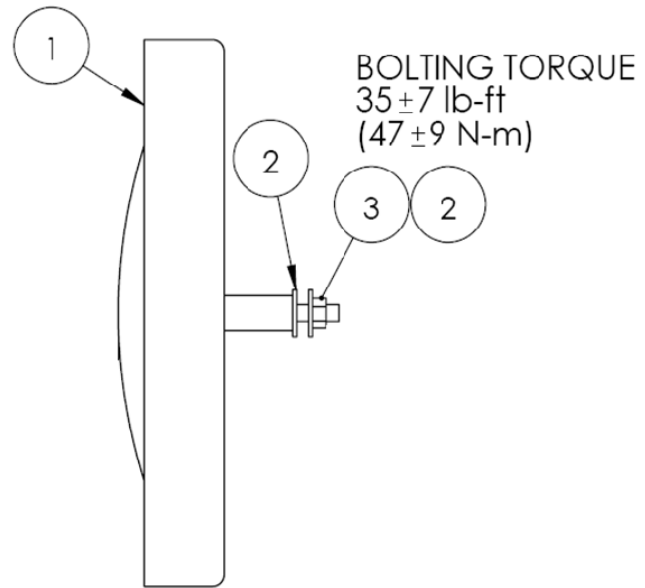

FC – CTWT CONT			046-63-050
ITEM	QTY	PART NO	DESCRIPTION
28	2	100117	SCREW
29	1	100118	SCREW
30	1	100119	SEAL RING
31	1	100120	ENDCAP KIT
32	1	100121	VR6 KIT
33	1	100122	LEVER KIT
34	1	100123	SPRING CAP
35	1	100124	FE-AN PLUG
36	1	100125	PLUG
37	3	100126	TIE ROD WITH NUT
38	1	100127	SPOOL CONTROL KIT



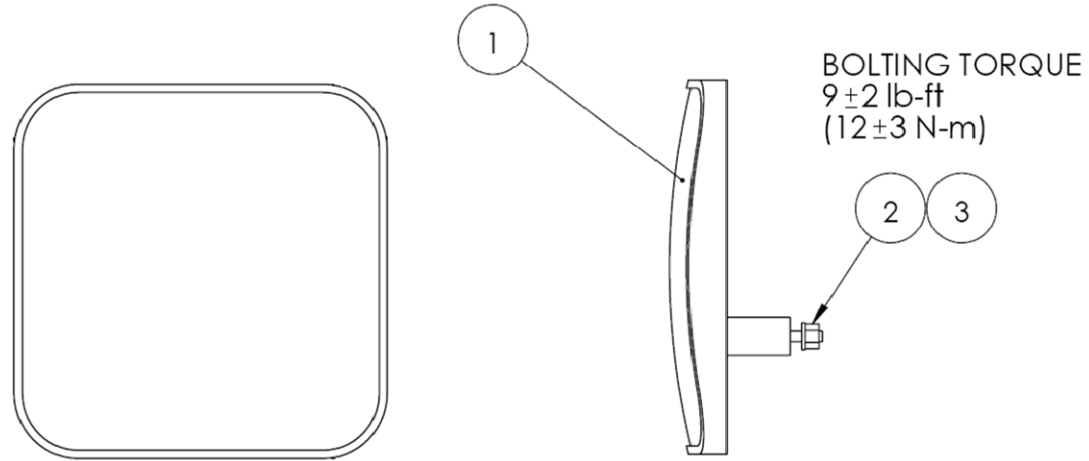
ITEM	QTY	PART NO	DESCRIPTION
1	1	035-63-026	AS - MIRROR 8x12 R26
2	1	035-63-028	AS - MIRROR 8x12 R12
3	1	035-63-033	AS - MIRROR SQ 9 R18
4	1	043-63-010	AS - RH ROPS MIRROR BRKT INST



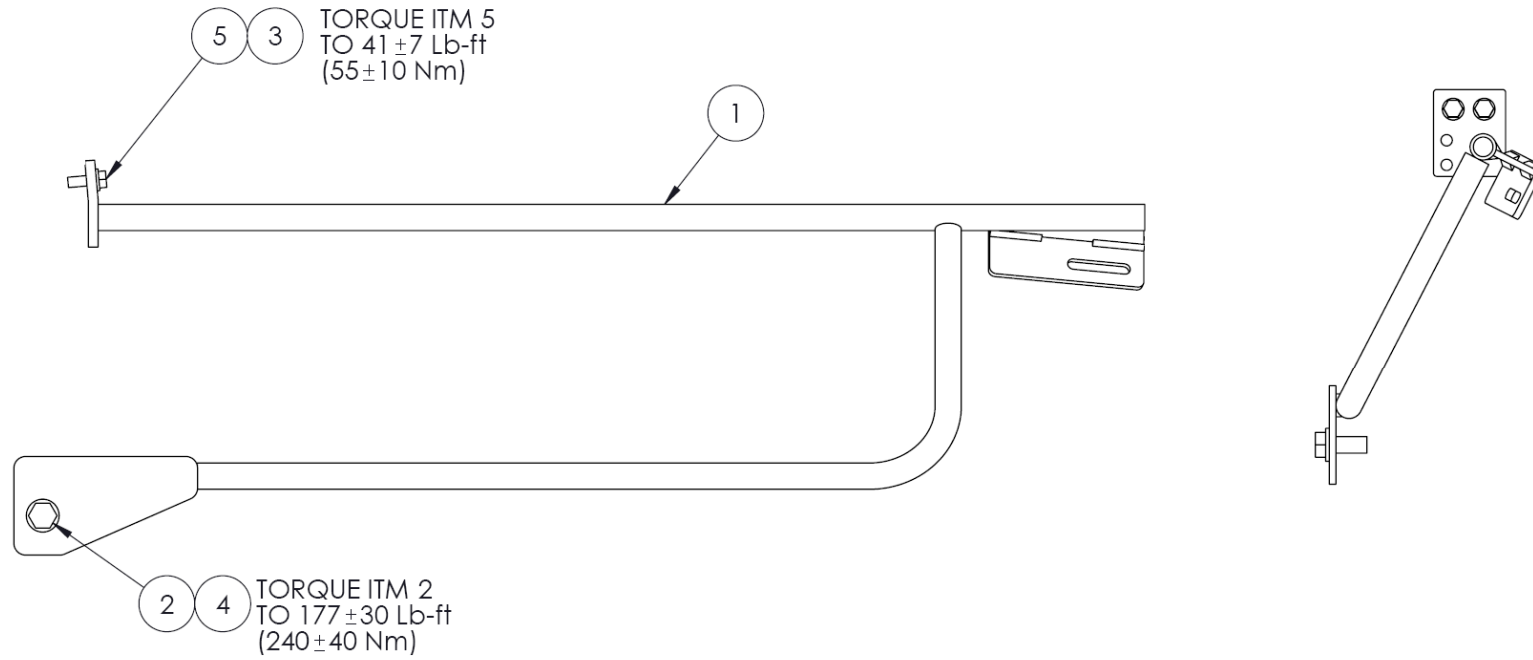
ITEM	QTY	PART NO	DESCRIPTION
1	1	035-63-027	HDWM – MIRROR8x12 R26
2	1	CAT# 2K-4973	HDW - LOCK NUT 3/8"
3	1	CAT# 4B-5271	HDW - USS WASHER 3/8"



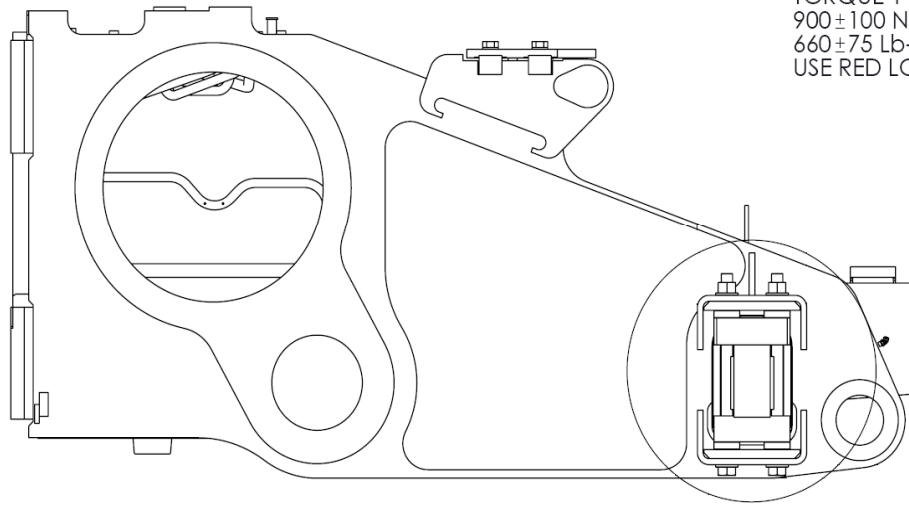
ITEM	QTY	PART NO	DESCRIPTION
1	1	035-63-029	HDWM – MIRROR8x12 R12
2	2	CAT# 4B-5271	HDW - USS WASHER 3/8"
3	1	CAT# 2K-4973	HDW - LOCK NUT 3/8"



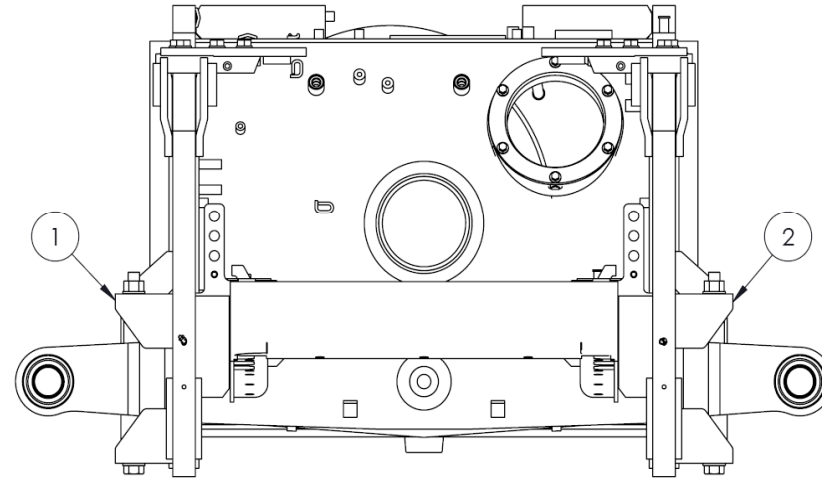
ITEM	QTY	PART NO	DESCRIPTION
1	1	035-63-34	HDWM - MIRROR SQ
2	1	CAT# 3E-9860	HDW - LOCKNUT - 5/16-18
3	1	CAT# 8T-4224	HDW - WASHER M8



ITEM	QTY	PART NO	DESCRIPTION
1	1	043-63-006	AS - RH ROPS MIRROR BRKT
2	1	CAT# 7X-2553	HDW - BOLT M16X2X40
3	2	CAT# 8T-4121	HDW - WASHER M10
4	1	CAT# 8T-4122	HDW - WASHER 5/8
5	2	CAT# 8T-4195	HDW - BOLT M10X1.5X30

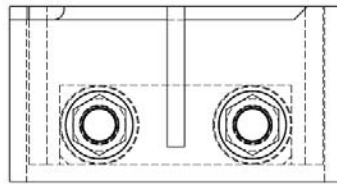


TORQUE 1"  
 900±100 Nm  
 660±75 Lb-ft  
 USE RED LOCTITE

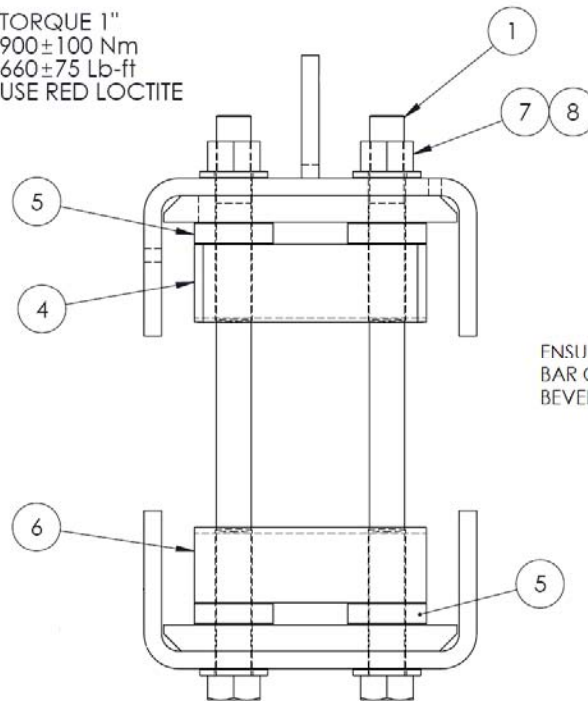


ITEM	QTY	PART NO	DESCRIPTION
1	1	043-67-022	AS - EQUALIZER BAR LOCKOUT - RIGHT
2	1	043-67-023	AS - EQUALIZER BAR LOCKOUT - LEFT

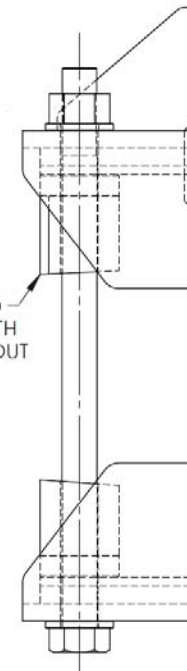




TORQUE 1"  
 900±100 Nm  
 660±75 Lb-ft  
 USE RED LOCTITE

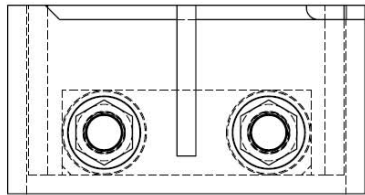


ENSURE BEVELLED  
 BAR ON TOP WITH  
 BEVEL FACING OUT



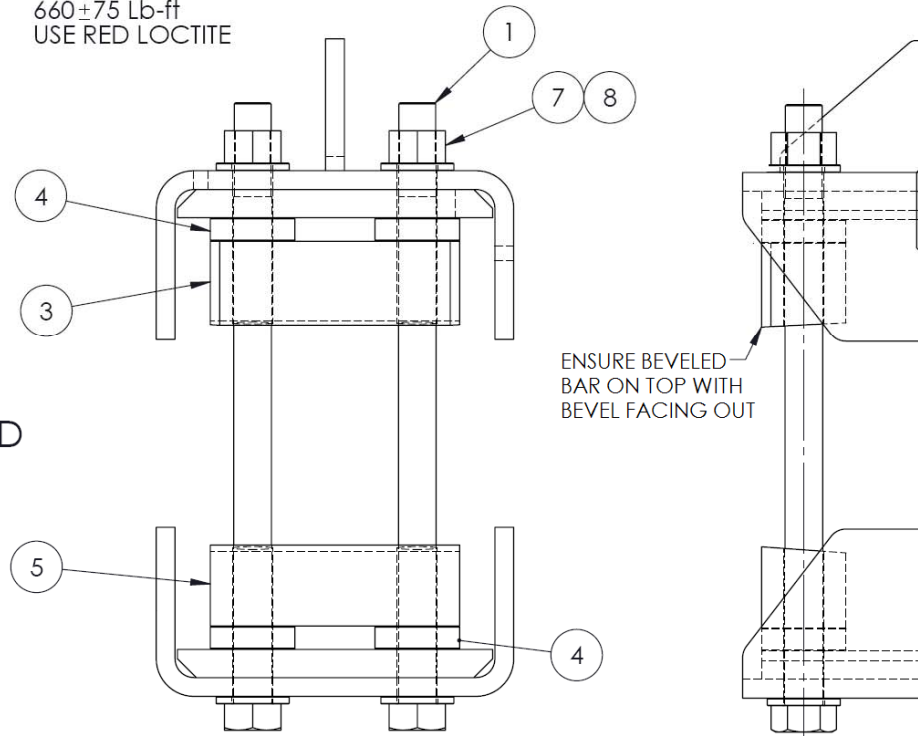
NOTE:  
 THE BARS ARE TAPERED

ITEM	QTY	PART NO	DESCRIPTION
1	2	043-67-016	HDW - BOLT 1-14 UNF X 16 LG HEX
4	1	043-67-031	FB - CLAMP BAR - TOP
5	4	043-67-033	RB - UPPER LOCKOUT SPACER
6	1	043-67-034	FB - CLAMP BAR - BOTTOM
7	2	CAT# 1A-1935	NUT - 1-14 UNF HEX
8	4	CAT# 8T-5361	HDW - WASHER 1 HARD



TORQUE 1"  
 900±100 Nm  
 660±75 Lb-ft  
 USE RED LOCTITE

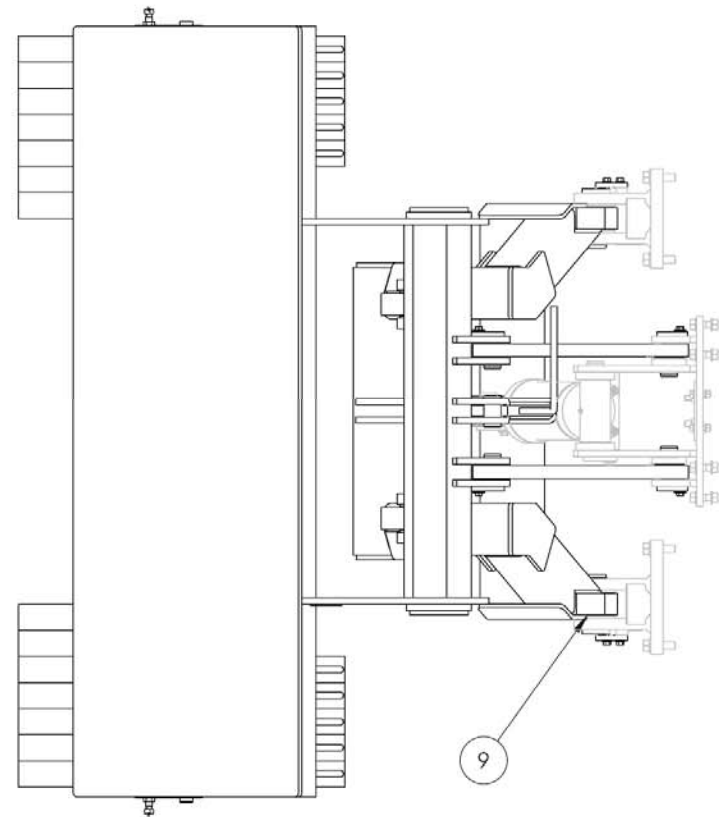
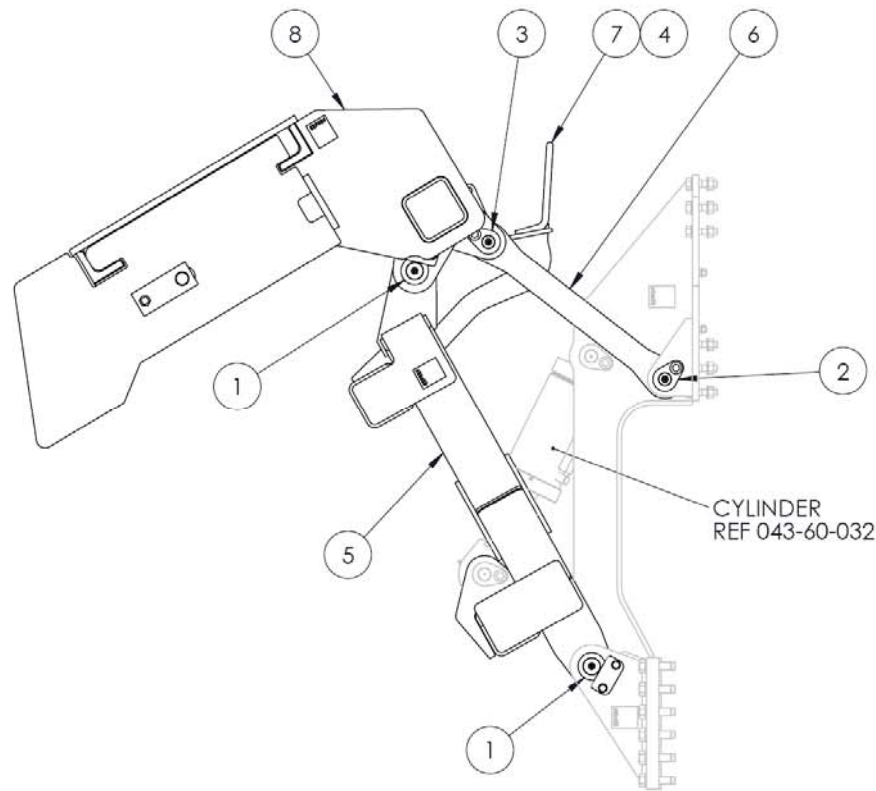
NOTE:  
 THE BARS ARE TAPERED



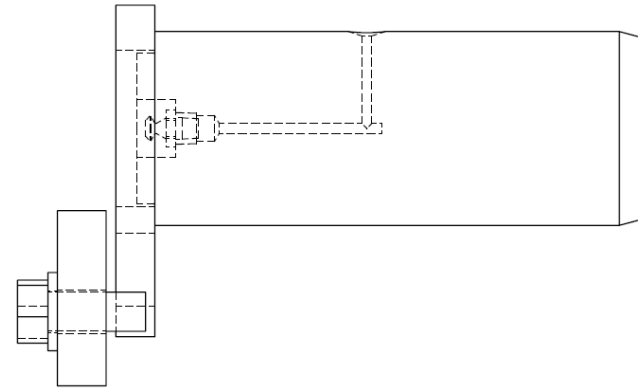
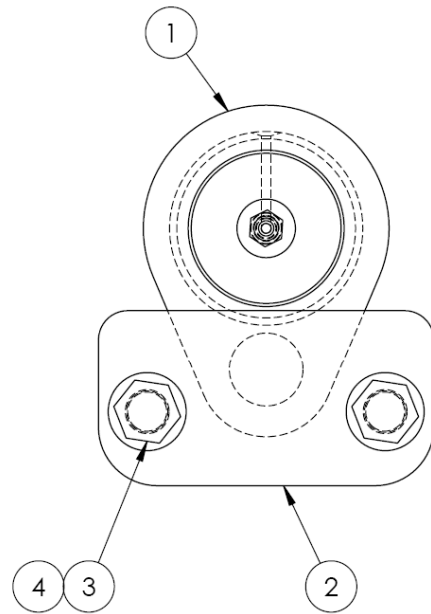
ITEM	QTY	PART NO	DESCRIPTION
1	2	043-67-016	HDW - BOLT 1-14 UNF X 16 LG HEX
3	1	043-67-031	FB - CLAMP BAR - TOP
4	4	043-67-033	RB - UPPER LOCKOUT SPACER
5	1	043-67-034	FB - CLAMP BAR - BOTTOM
7	2	CAT# 1A-1935	NUT - 1-14 UNF HEX
8	4	CAT# 8T-5361	HDW - WASHER 1 HARD

**GP - COUNTERWEIGHT**

043-68-069

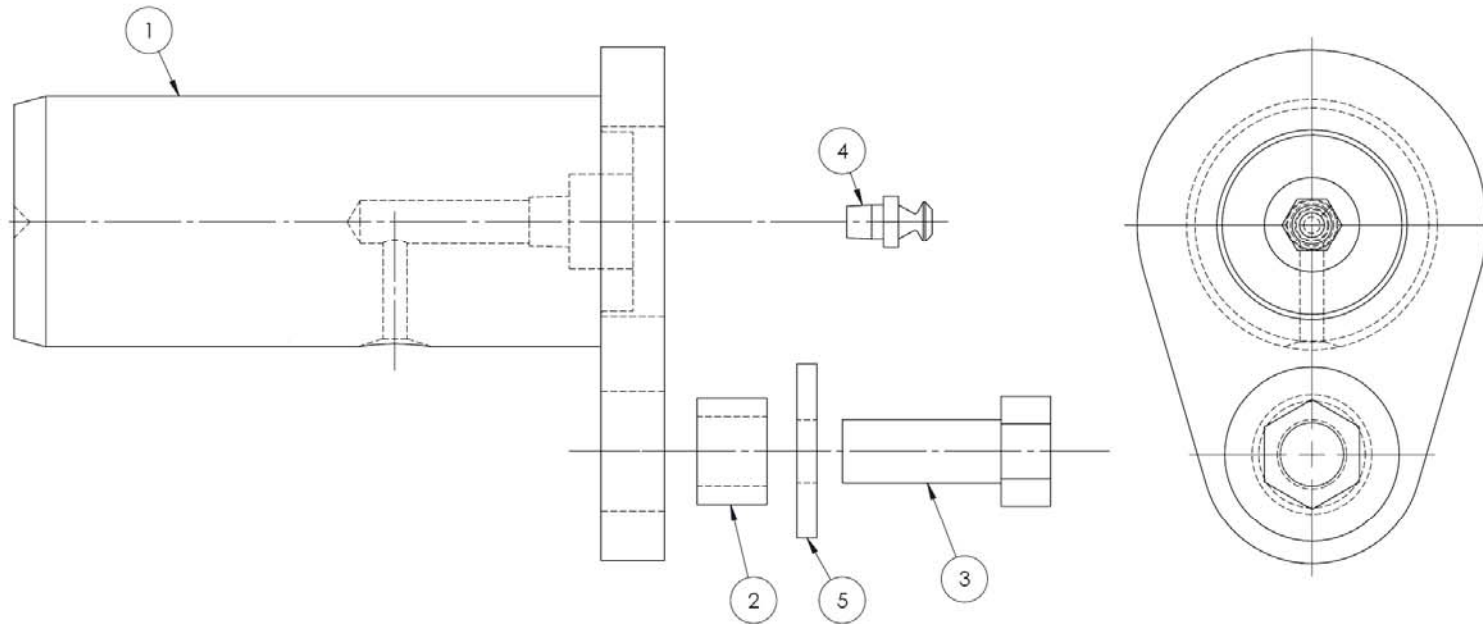


ITEM	QTY	PART NO	DESCRIPTION
1	4	035-44-001	GP - CTWT YOKE PIN
2	2	043-44-010	AS - PIN ASSEMBLY - CTWT LINK LOWER PIN
3	2	043-44-013	AS - PIN ASSEMBLY - CTWT LINK UPPER PIN
4	1	043-44-021	AS - PIN ASSEMBLY - CTWT SAFETY LATCH LOWER PIN
5	1	043-68-002	AS - CTWT YOKE - ASSEMBLY
6	2	043-68-004	AS - CTWT LINK ARM ASSEMBLY
7	1	043-68-056	AS - SAFETY LATCH
8	1	043-68-059	GP - CTWT HANGER GROUP
9	1	043-68-068	AS - SHIM ASSY AT YOKE & LINK FOOT

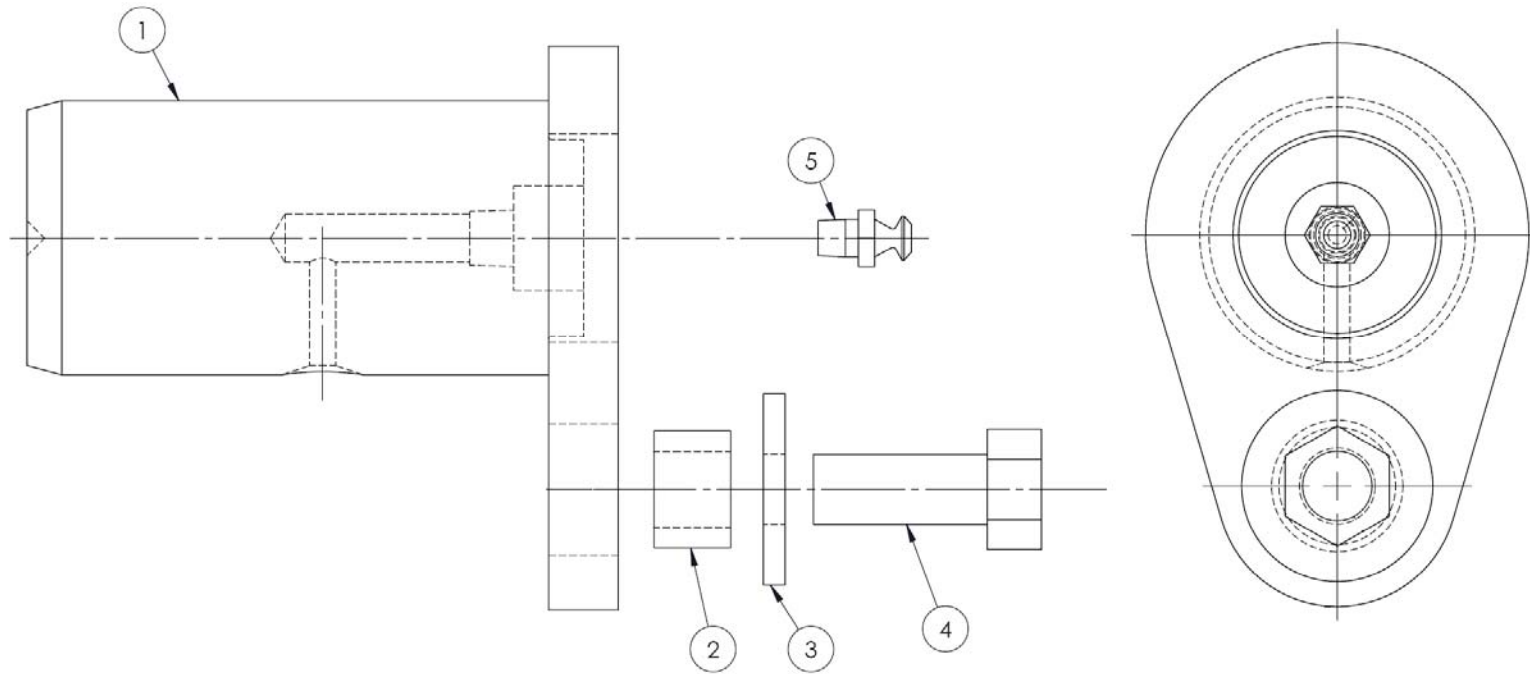


BOLTING TORQUE  
 $75 \pm 15$  lb-ft  
 $(105 \pm 20$  N-m)

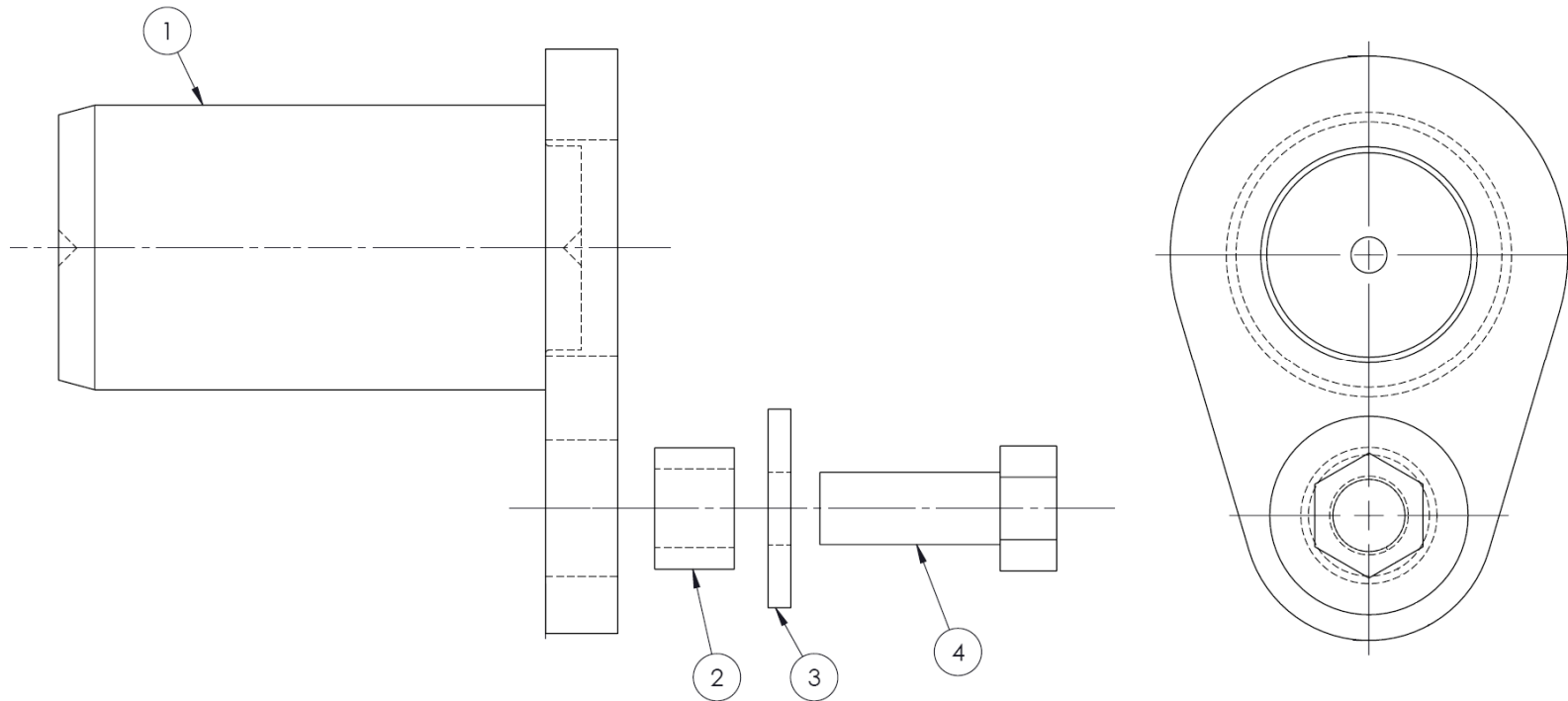
ITEM	QTY	PART NO	DESCRIPTION
1	1	035-68-051	AS - PIN -(Ø2.478 x 6.80 LNG) - GREASED
2	1	035-44-002	PLT - PIN RETAINER
3	2	CAT# 8T-8917	CAPSCREW-HEX HD-PLATED 1/2-13UNC X 1-1/4 LNG
4	2	CAT# 8T-4223	1/2", M12 WASHER FLAT, HARD, PLATED



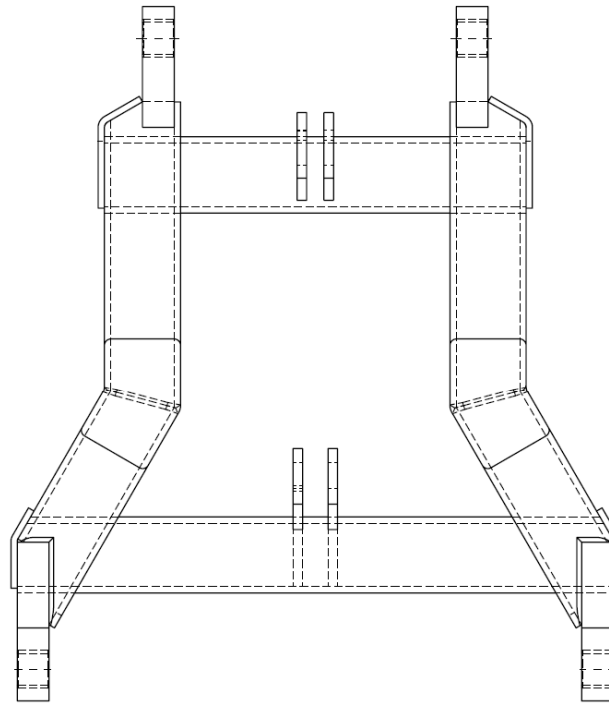
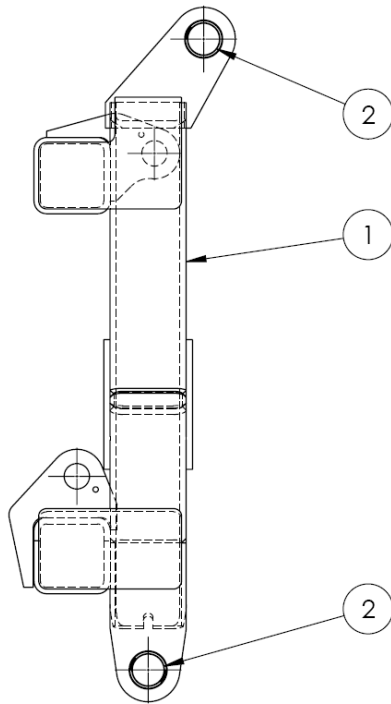
ITEM	QTY	PART NO	DESCRIPTION
1	1	043-44-011	AS- PIN FABRICATION
2	1	035-30-007	SPACER
3	1	CAT# 8T-8917	CAPSCREW-HEX HD-PLATED 1/2-13UNC X 1-1/4 LNG
4	1	CAT# 3B-8489	1/8 NPT GREASE FITTING
5	1	CAT# 4B-5273	WASHER, USS (34.93MM)



ITEM	QTY	PART NO	DESCRIPTION
1	1	043-44-014	AS- PIN FABRICATION
2	1	035-30-007	SPACER
3	1	CAT# 4B-5273	WASHER, USS (34.93MM)
4	1	CAT# 8T-8917	CAPSCREW-HEX HD-PLATED 1/2-13UNC X 1-1/4 LNG
5	1	CAT# 3B-8489	1/8 NPT GREASE FITTING

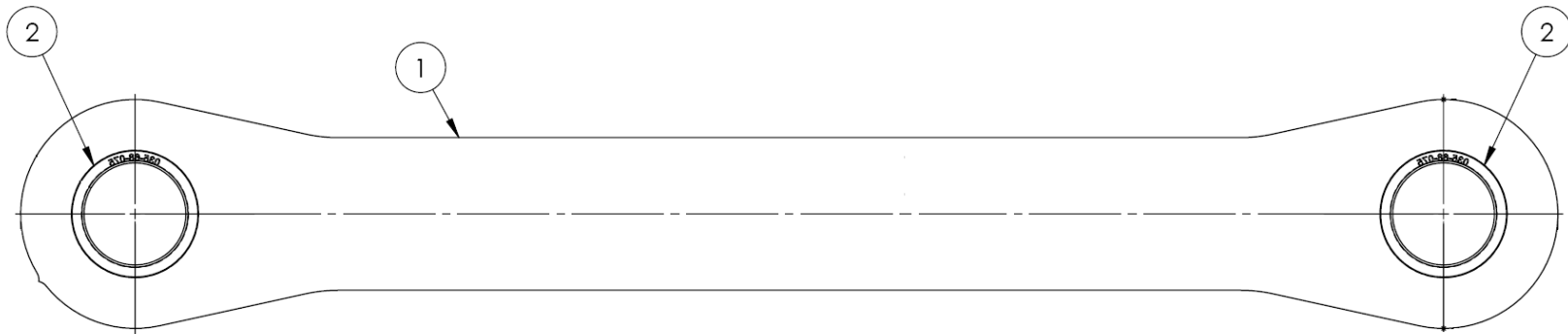


ITEM	QTY	PART NO	DESCRIPTION
1	1	043-44-022	AS- PIN FABRICATION
2	1	035-30-007	SPACER
3	1	CAT# 4B-5273	WASHER, USS (34.93MM)
4	1	CAT# 8T-8917	CAPSCREW-HEX HD-PLATED 1/2-13UNC X 1-1/4 LNG

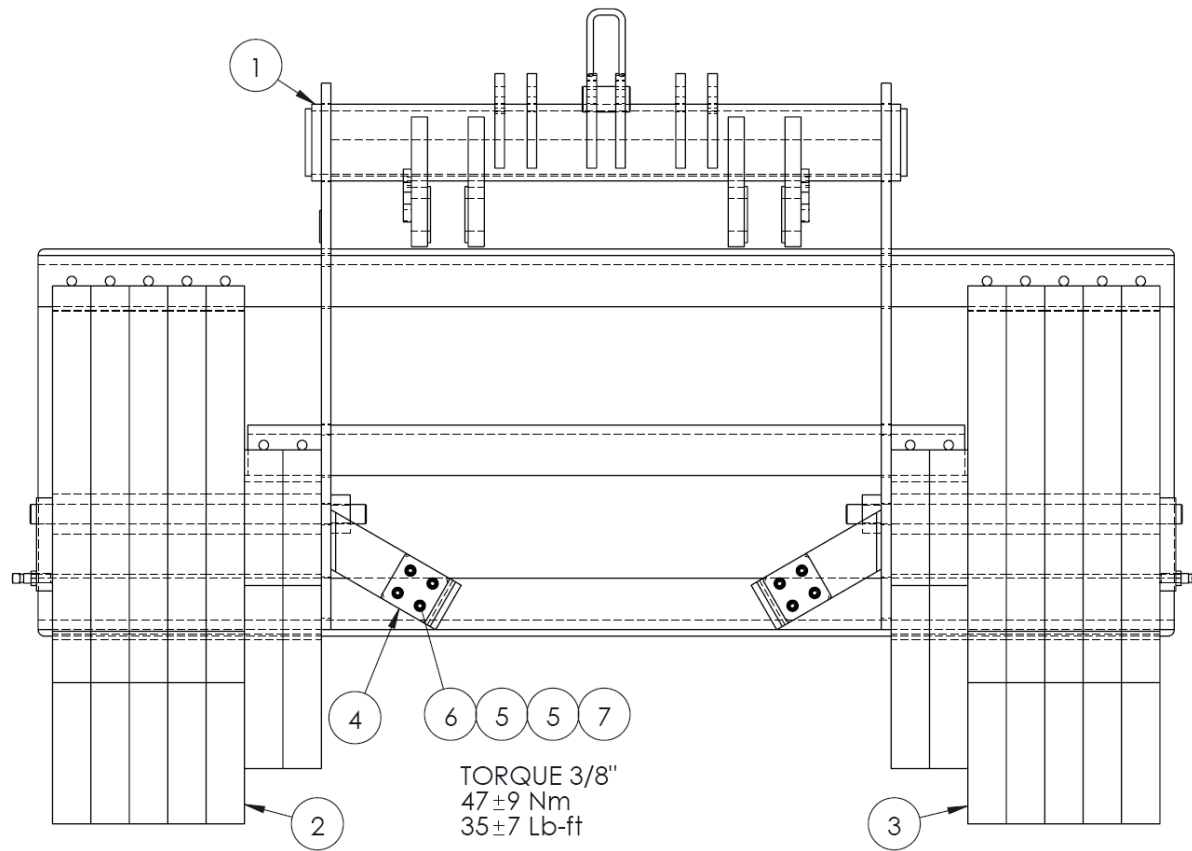


ITEM	QTY	PART NO	DESCRIPTION
1	1	043-68-005	AS - CTWT YOKE - FABRICATION
2	4	040-68-036	BUSHING

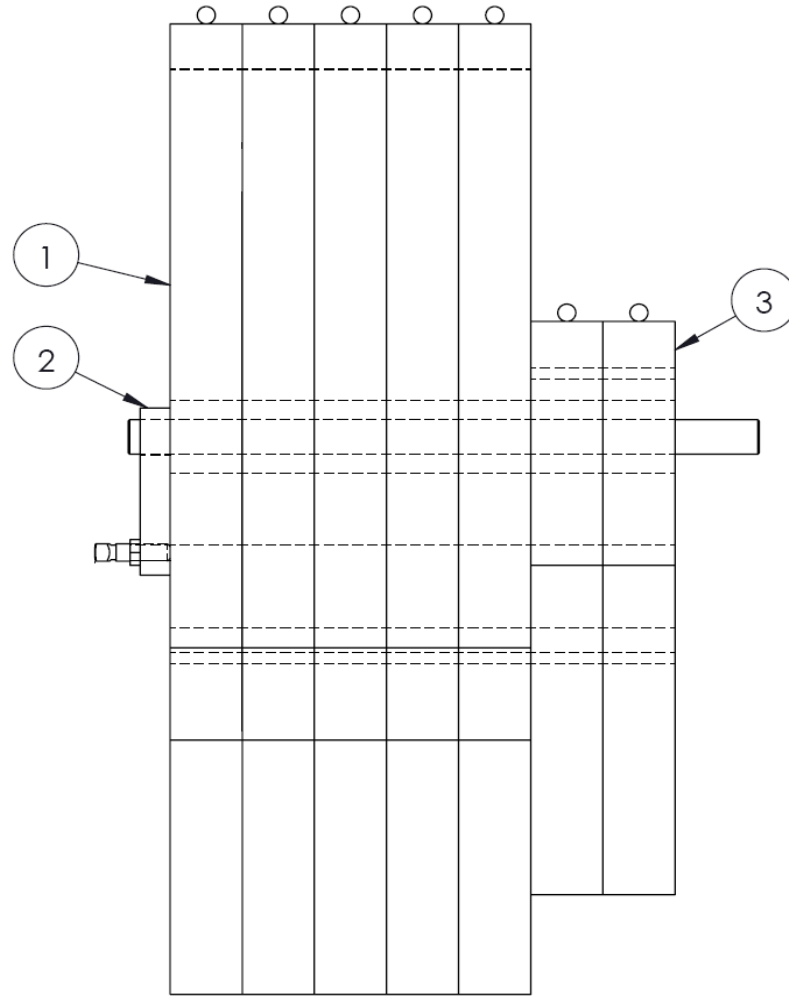




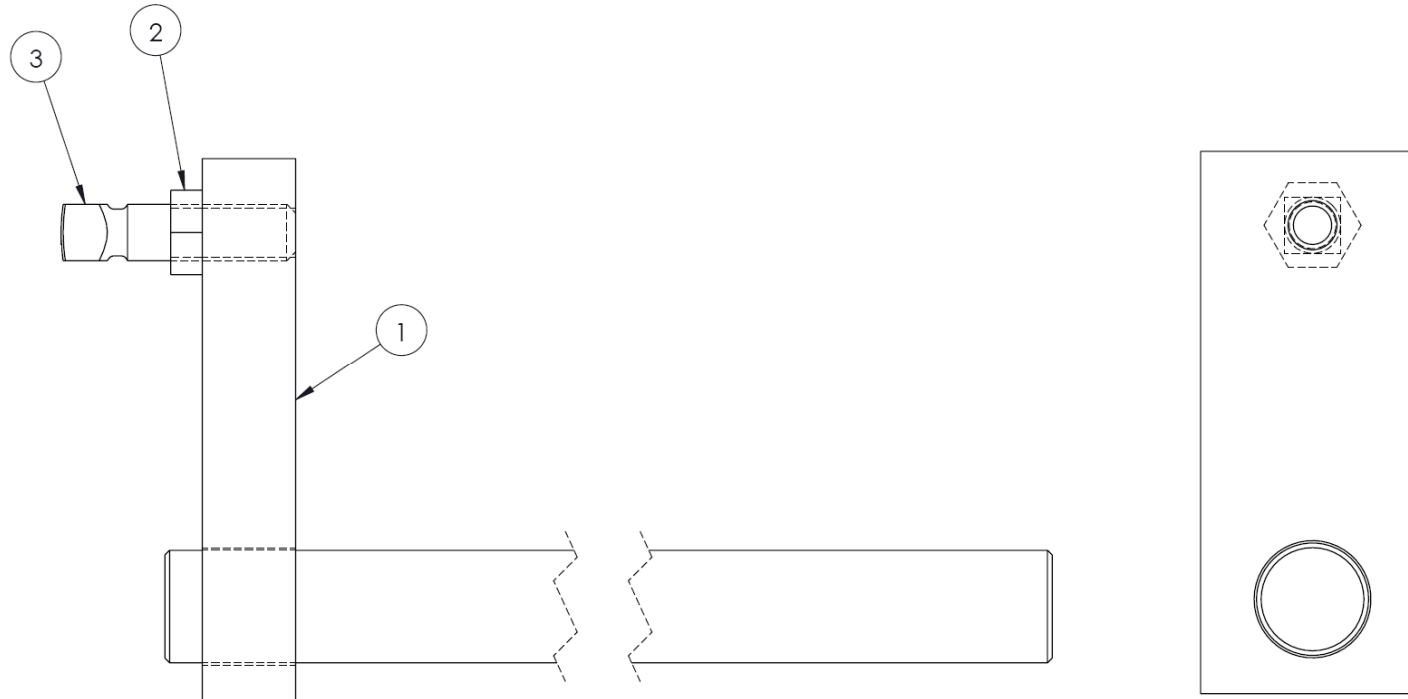
ITEM	QTY	PART NO	DESCRIPTION
1	1	043-68-050	PLT - CTWT LINK ARM
2	2	035-68-075	MB - BEARING SLEEVE, Ø2.5 x 1.48LNG



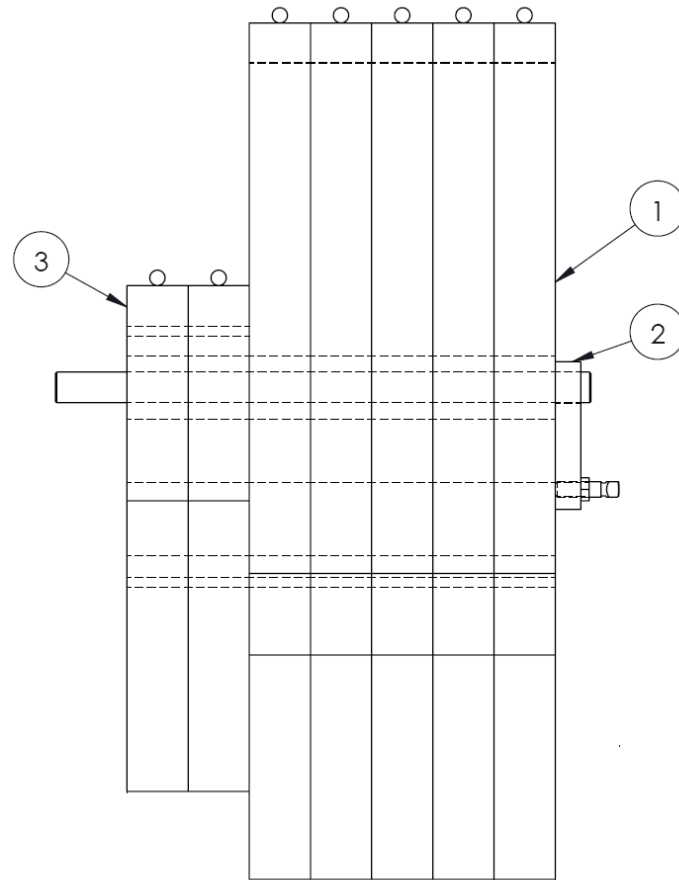
ITEM	QTY	PART NO	DESCRIPTION
1	1	043-68-003	AS - CTWT HANGER - FABRICATION
2	1	043-68-060	AS - CTWT SLAB ASSEMBLY - FRONT
3	1	043-68-061	AS - CTWT SLAB ASSEMBLY - REAR
4	2	040-68-068	BUMPER - CTWT
5	1	CAT# 8T-4896	WASHER - 3/8 IN - FLAT HARD
6	8	CAT# 5S-7383	BOLT - 3/8 -16 UNC X 1.75 LG HEX
7	8	CAT# 2K-4973	HDW - LOCK NUT 3/8"



ITEM	QTY	PART NO	DESCRIPTION
1	5	043-68-020	AS - CTWT SLAB FABRICATION
2	1	043-68-052	AS - CTWT ROD ASSEMBLY
3	2	043-68-062	AS - CTWT SLAB FABRICATION

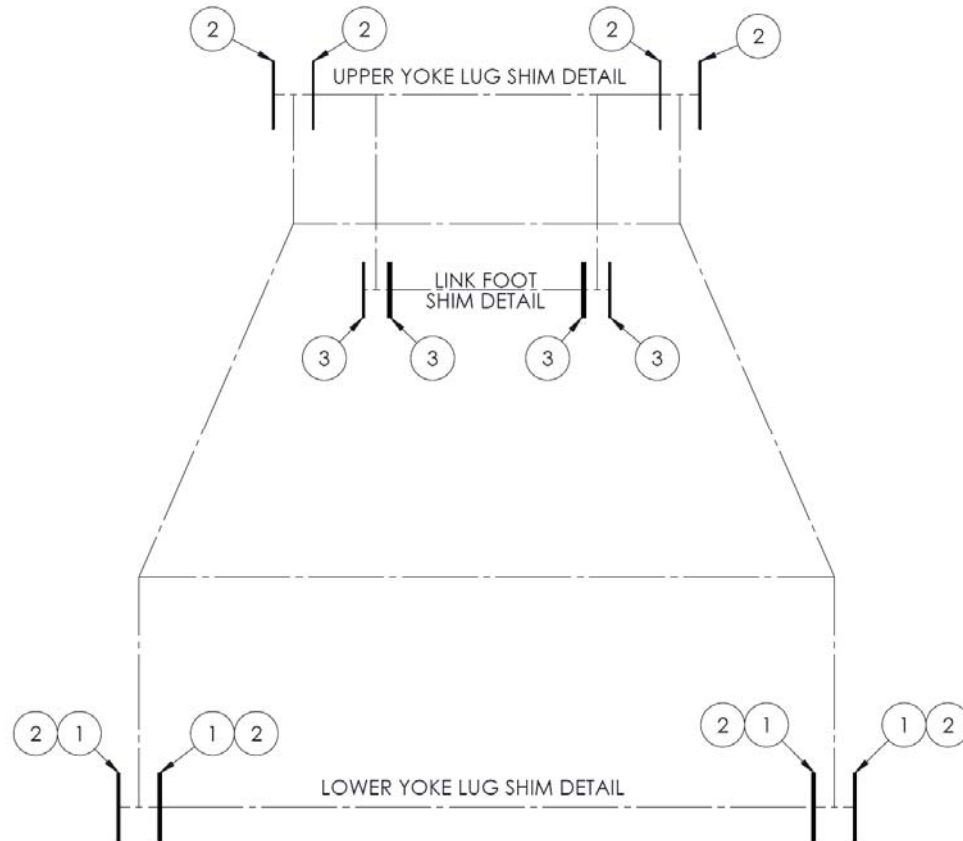


ITEM	QTY	PART NO	DESCRIPTION
1	1	043-68-053	AS - CTWT ROD FABRICATION
2	1	CAT# 1D-5119	NUT- JAM - 3/4-10 - HEX
3	1	CAT# 4B-3604	SETSCREW - 3/4-10 X 2.5 SQUARE HEAD UNC

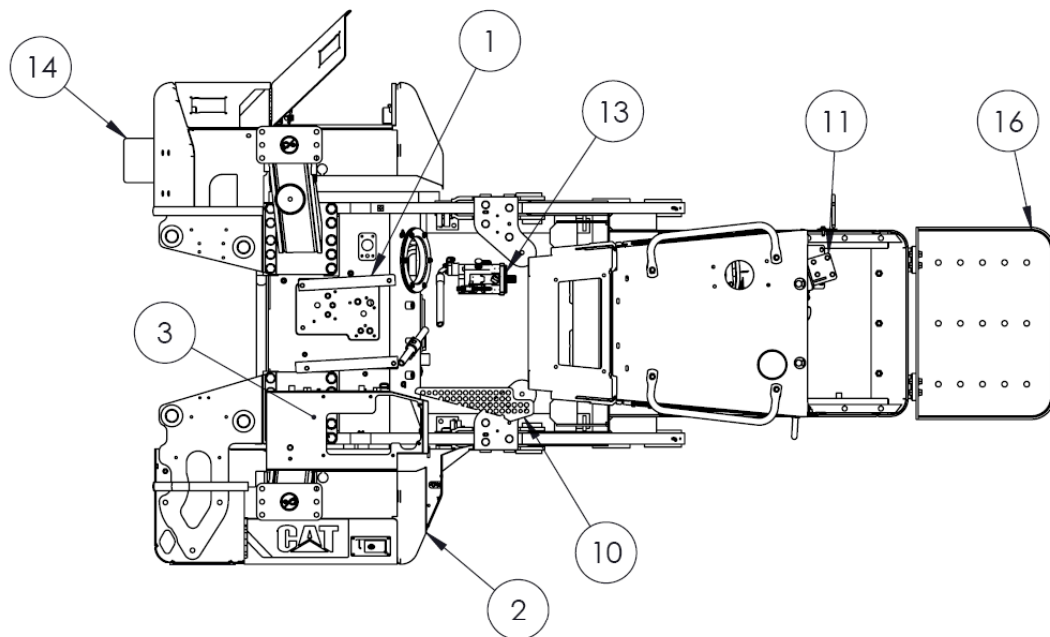


ITEM	QTY	PART NO	DESCRIPTION
1	5	043-68-020	AS - CTWT SLAB FABRICATION
2	1	043-68-052	AS - CTWT ROD ASSEMBLY
3	2	043-68-062	AS - CTWT SLAB FABRICATION

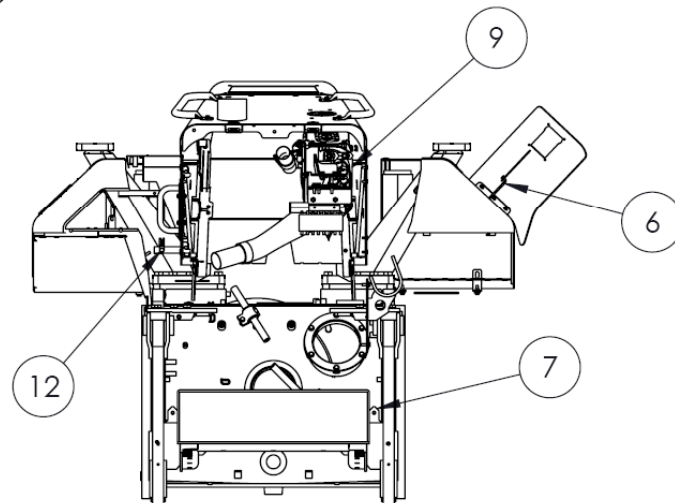
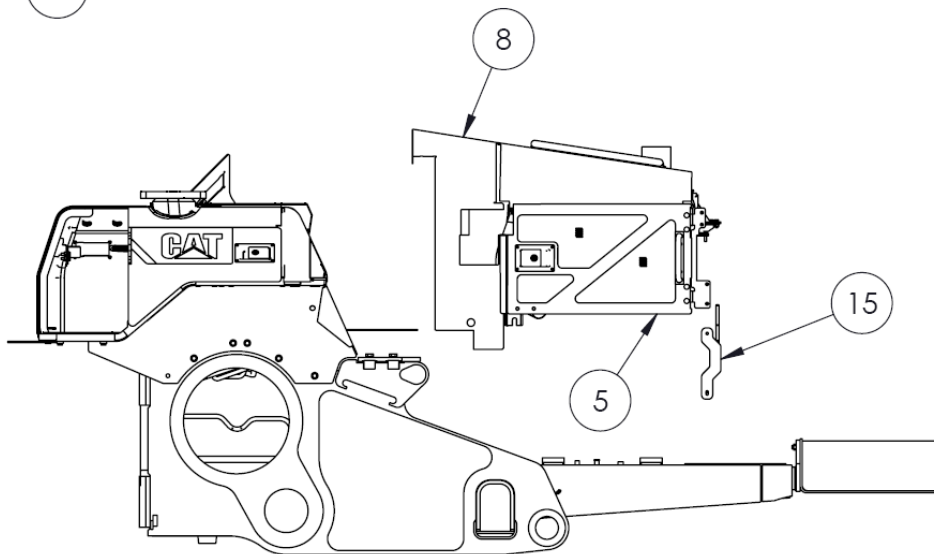
**NOTES:**



ITEM	QTY	PART NO	DESCRIPTION
1	4	032-25-053	PLATES - 1/8" SHIMS
2	8	032-25-052	PLATES - 1/16" SHIMS
3	12	037-20-097	SHIM - 0.0598" THICK

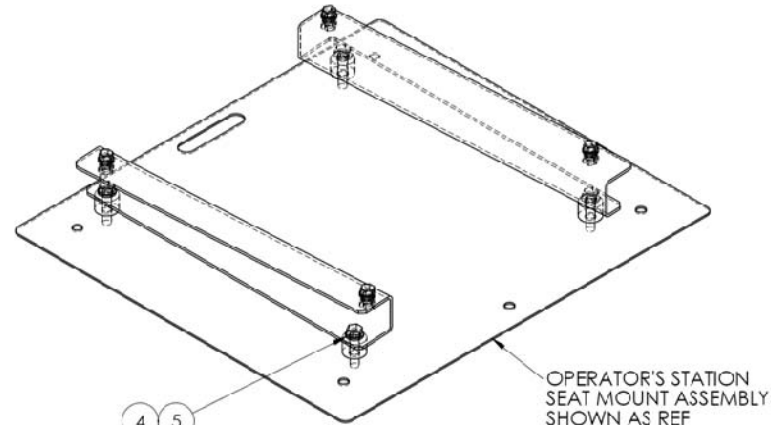
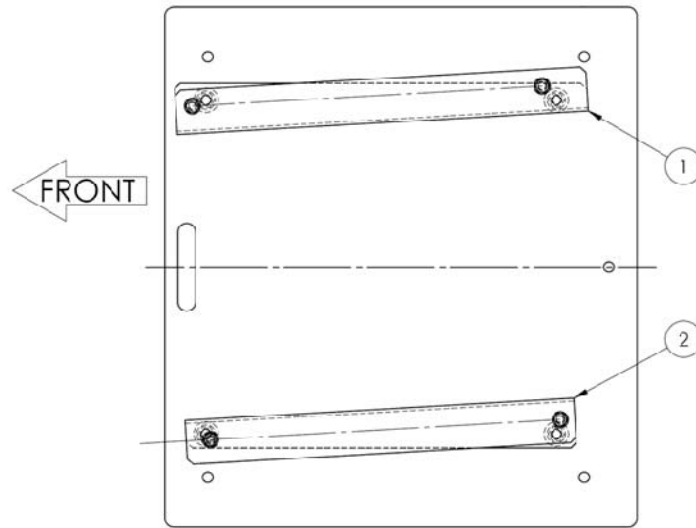


4 NOT SHOWN






GP - (T4i) TRACTOR MODS			043-71-072
ITEM	QTY	PART NO	DESCRIPTION
1	1	040-71-025	AS - OPERATORS SEAT RISERS
2	1	043-71-002	TRCMOD - RIGHT SIDE FENDER
3	1	043-71-003	TRCMOD - OPERATORS RH STATION MODIFICATIONS
4	1	043-71-031	AS - RH REAR FENDER BOSSES
5	1	043-71-036	AS - DOOR MODIFICATIONS
6	1	043-71-048	AS - LH REAR DOOR MOD
7	1	043-71-051	TRCMOD - TRIM CYL BULKHEAD
8	1	043-71-058	TRCMOD - D6NLGPT4i - DASH CUTOUT
9	1	043-71-064	AS - D6NT4i AIR INTAKE RELOCATION
10	1	043-71-071	TRCMOD - (T4i) FLOOR PLATE
11	1	043-71-076	TRCMOD - (T4i) STEER FLTR RELOCATION
12	1	043-71-077	GP - RELOCATE REAR CONTROL
13	1	043-71-078	GP - PUMP MODIFICATIONS
14	1	043-71-085	AS - BACKUP ALARM MT
15	1	043-71-096	TRCMOD - T4i CABLE STOW ARM
16	1	043-71-097	TRCMOD- RIGGING TRAY

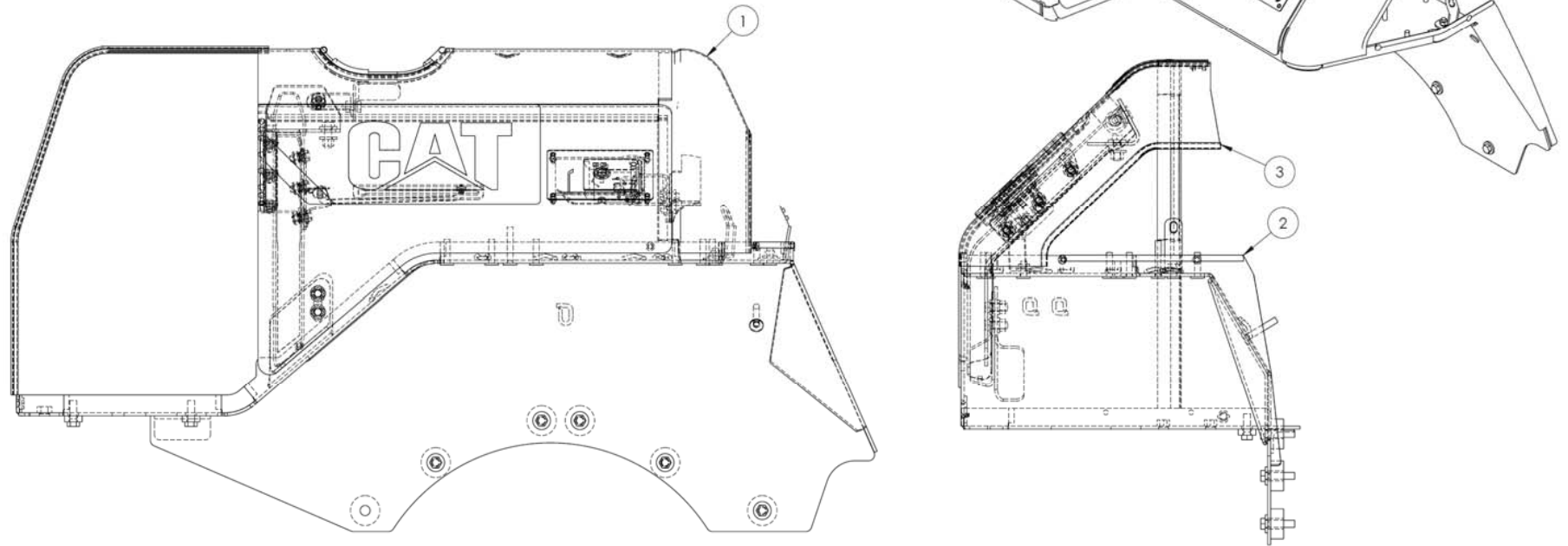


BOLT SEAT ON RISERS  
 BOLTING TORQUE 35 ± 7lb-ft  
 (47 ± 9N-m)

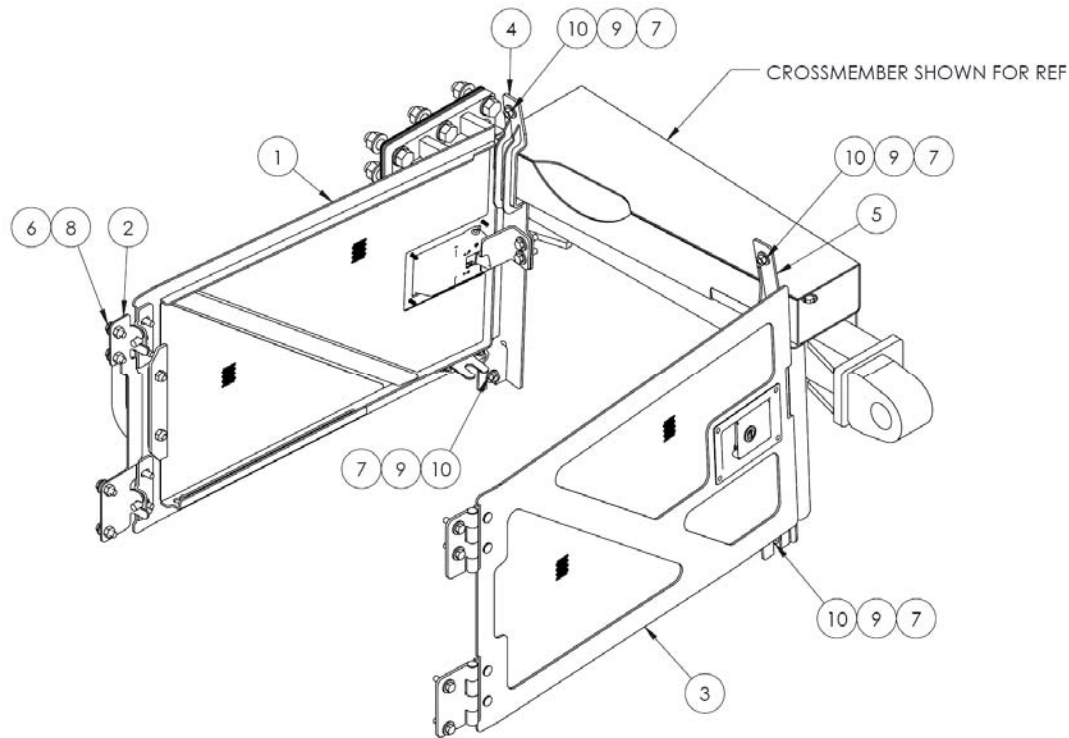


USE EXISTING HARDWARE  
 TO BOLT RISERS ON TRACTOR  
 BOLTING TORQUE 41 ± 7lb-ft  
 (55 ± 10N-m) TYP 4 PLCS

ITEM	QTY	PART NO	DESCRIPTION
1	1	040-71-027	AS -SEAT RISER - RIGHT SIDE
2	1	040-71-028	AS - SEAT RISER - LEFT SIDE
3	4	CAT# 5M-3062	BOLT - 3/8-16 X 3/4 UNC HEX
4	4	CAT# 6V-5843	HDW - BOLT M10X1.5X45
5	4	CAT# 8T-4121	HDW - WASHER M10
6	4	CAT# 8T-4896	WASHER - 3/8 IN - FLAT HARD



ITEM	QTY	PART NO	DESCRIPTION
1	1	043-71-068	TRCMOD - RIGHT SIDE FENDER CUT
2	1	043-71-069	HDWM - VINYL EDGE PUSH - 13IN
3	1	043-71-070	HDWM - VINYL EDGE PUSH - 16IN

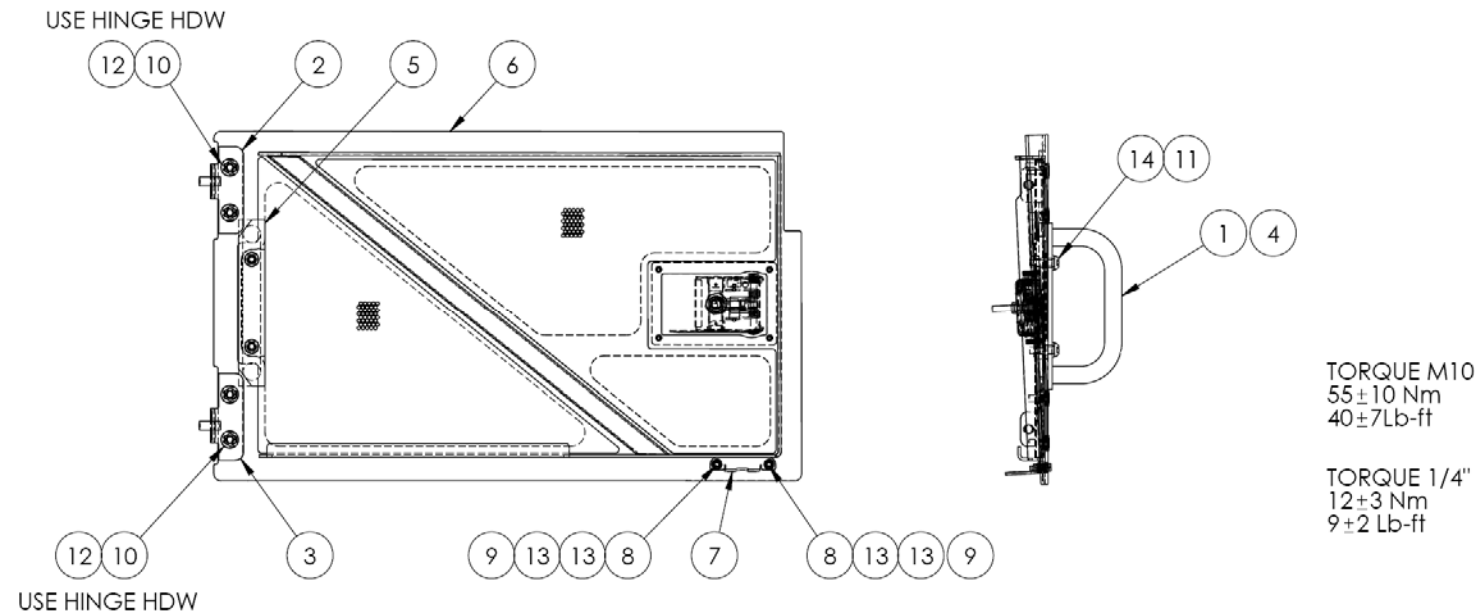


ITEM	QTY	PART NO	DESCRIPTION
1	1	043-71-018	AS - RH DOOR MODIFICATIONS
2	1	043-71-044	AS - LIFT OFF DOOR BRACKET
3	1	043-71-047	TRCMOD - LH DOOR CUTOUT
4	1	043-71-081	AS - RH LATCH
5	1	043-71-083	AS - LH LATCH
6	4*	CAT# 7X-7729	HDW - WASHER M10
7	4*	CAT# 8T-4133	HDW - NUT M10X1.5
8	4*	CAT# 8T-4195	HDW - BOLT M10X1.5X30
9	4*	CAT# 8T-4222	HDW - WASHER-11X32X2.5MM THK
10	4*	CAT# 291-9502	HDW - SPACER-10.5X20.1X5MM THK

\* SHOWN FOR PARTS ONLY

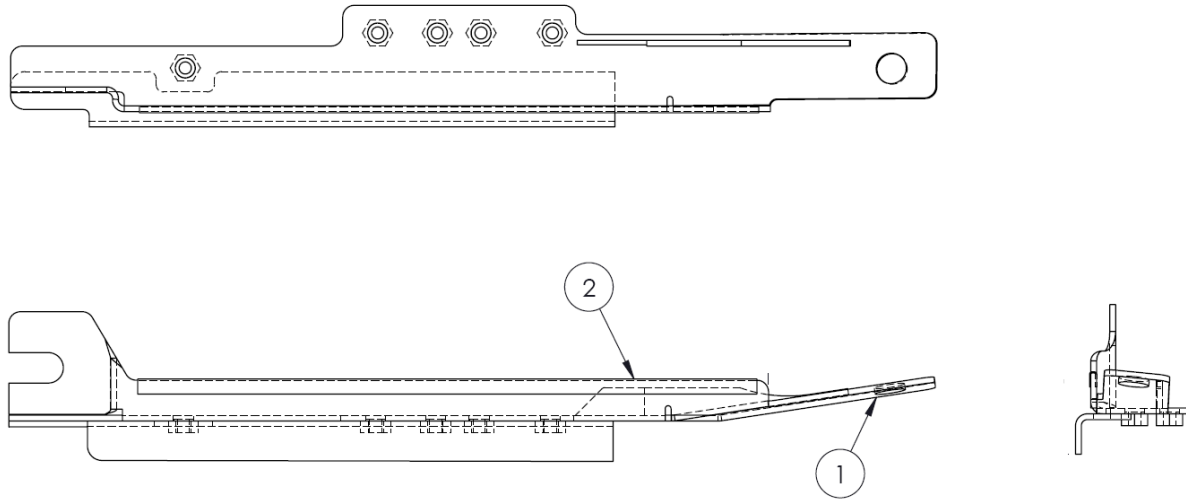
**AS - RH DOOR MODIFICATIONS**

043-71-018

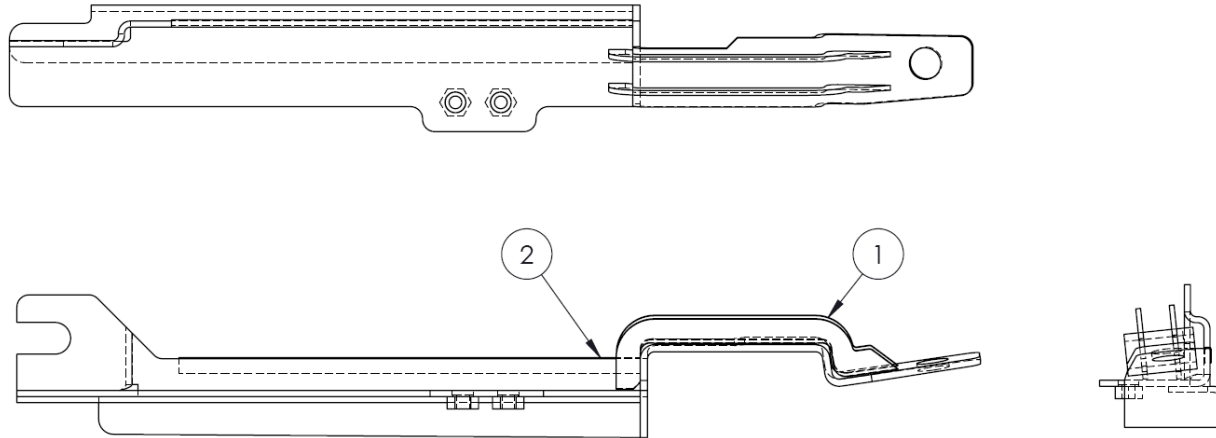


ITEM	QTY	PART NO	DESCRIPTION
1	1	038-14-003	AS - HANDLE
2	1	043-71-020	AS - RH DOOR UPPER LATCH
3	1	043-71-023	AS - RH DOOR LOWER LATCH
4	1	043-71-026	PLT - HANDLE MOUNTING SPACER
5	1	043-71-027	AS - HANDLE MOUNTING
6	1	043-71-029	TRCMOD - RH DOOR CUTOUT
7	1	043-71-045	PLT - RH DOOR SUPPORT TAB
8	2	CAT# 1H-3337	HDW - BOLT 1/4-20 x 7/8"
9	2	CAT# 6V-8185	HDW - NUT 1/4-20 ZINC PLATED
10	4*	CAT# 7X-7729	HDW - WASHER M10
11	2	CAT# 8T-4121	HDW - WASHER M10
12	4*	CAT# 8T-4133	HDW - NUT M10X1.5
13	4	CAT# 8T-4205	WASHER - 1/4 IN - FLAT HARD
14	2	CAT# 9X-2039	HDW - BSCS M10X1.5X35

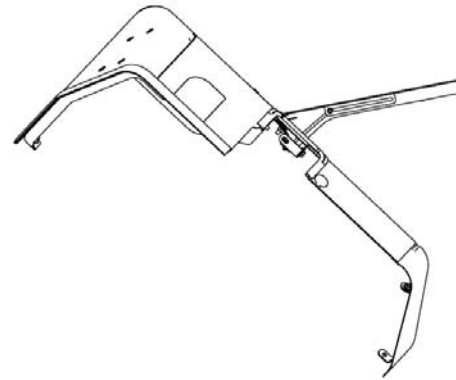
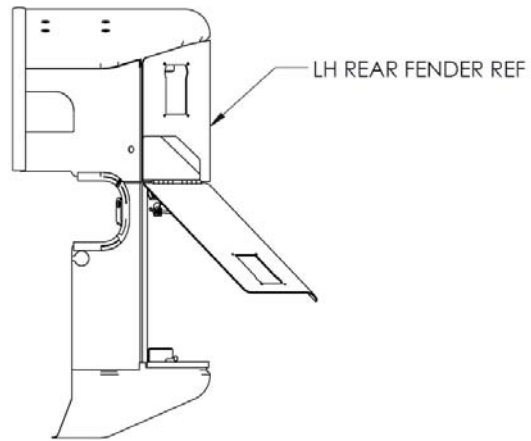
\* SHOWN FOR PARTS ONLY



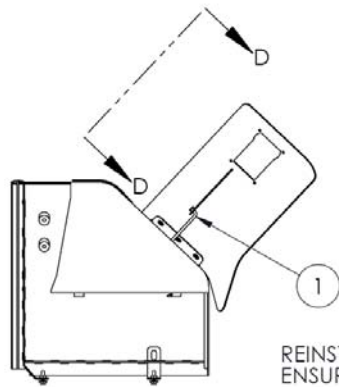
ITEM	QTY	PART NO	DESCRIPTION
1	1	043-71-049	AS - LH LATCH MOD
2	1	043-71-084	HDWM - VINYL EDGE PUSH - 16.75IN



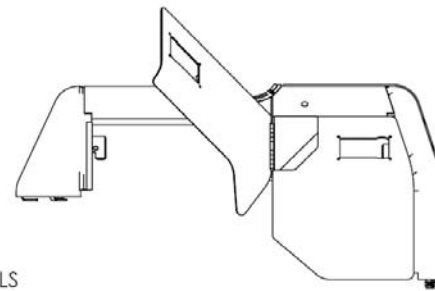
ITEM	QTY	PART NO	DESCRIPTION
1	1	043-71-038	AS - RH LATCH MOD
2	1	043-71-082	HDWM - VINYL EDGE PUSH - 12IN



VIEW D-D

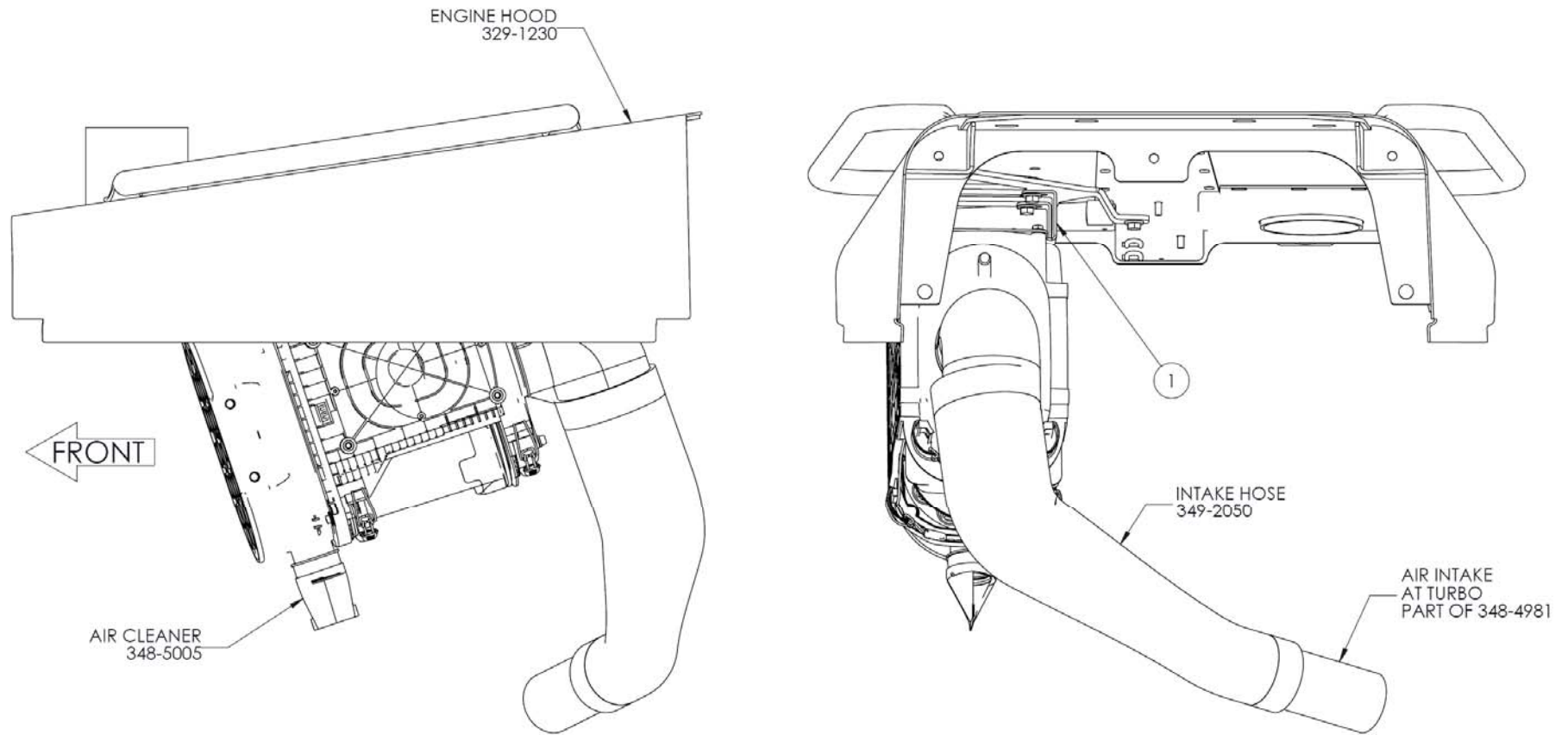


REINSTALL MODIFIED ROD  
ENSURE DOOR CLEARS HANDRAILS

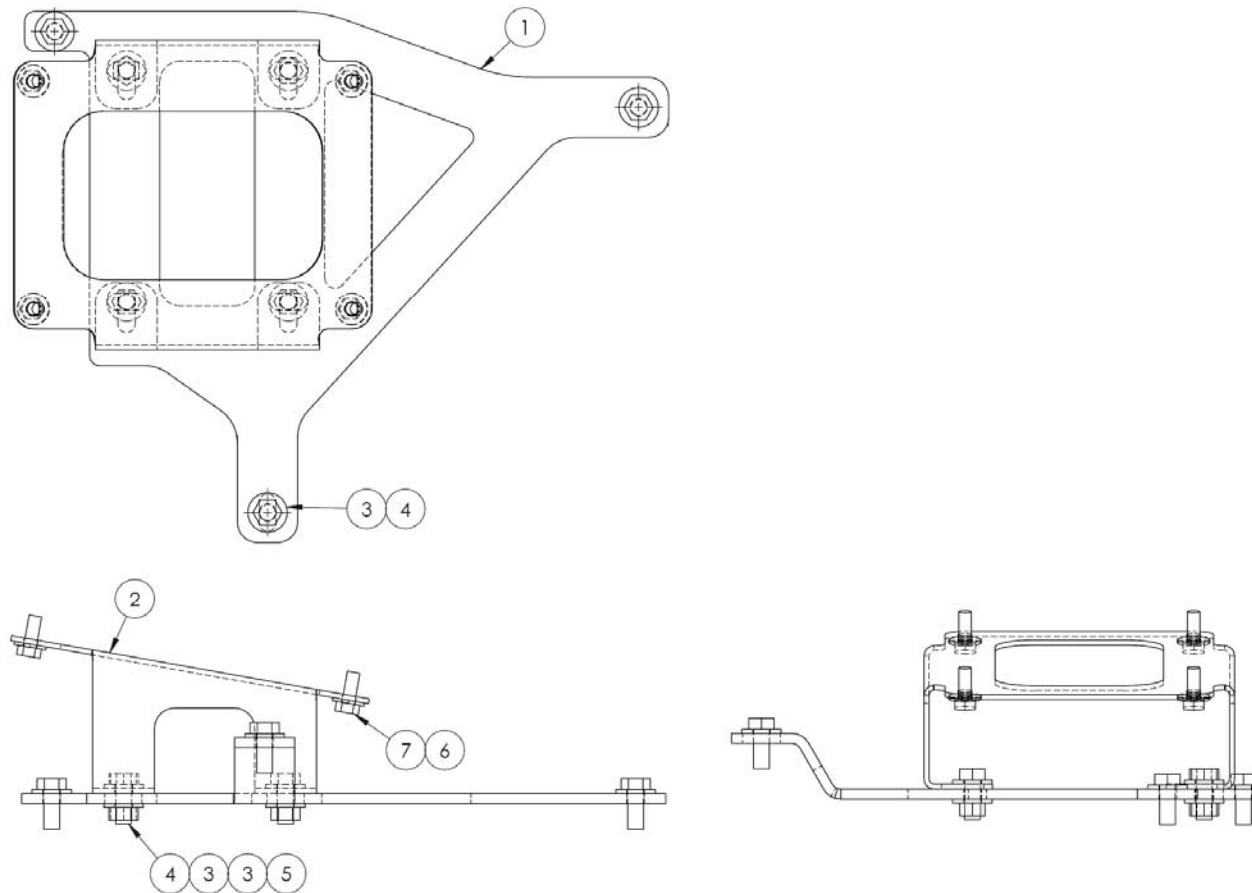


ITEM	QTY	PART NO	DESCRIPTION
1	1	043-71-046	TRCMOD - LH REAR DOOR ROD

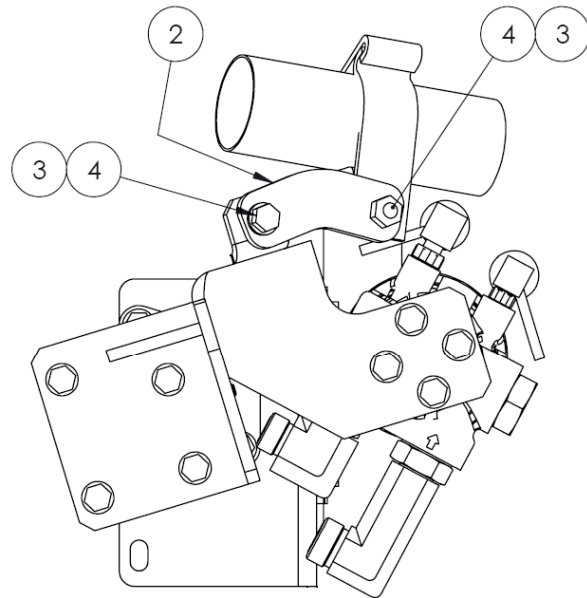




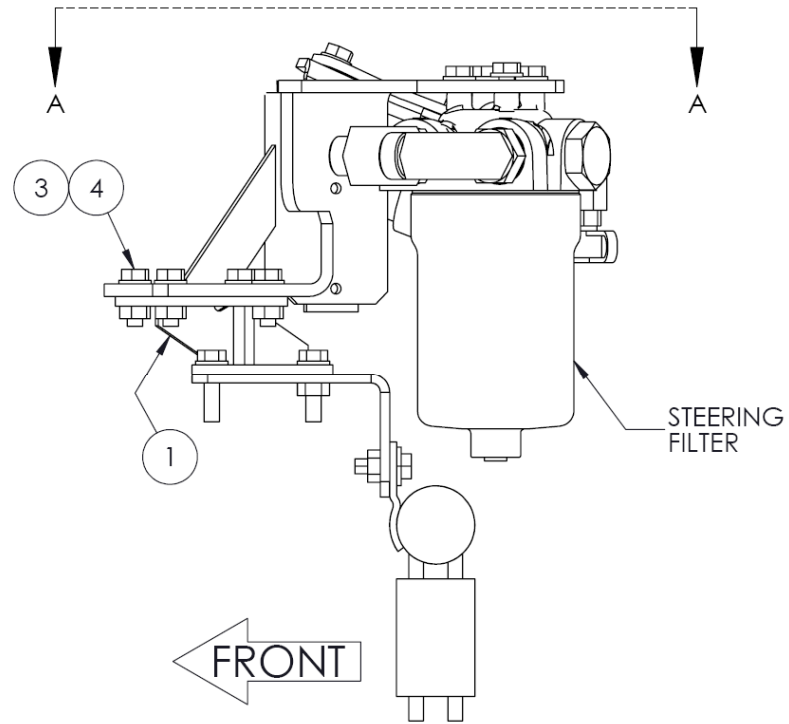
ITEM	QTY	PART NO	DESCRIPTION
1	1	043-71-065	AS - AIR CLEANER MOUNT



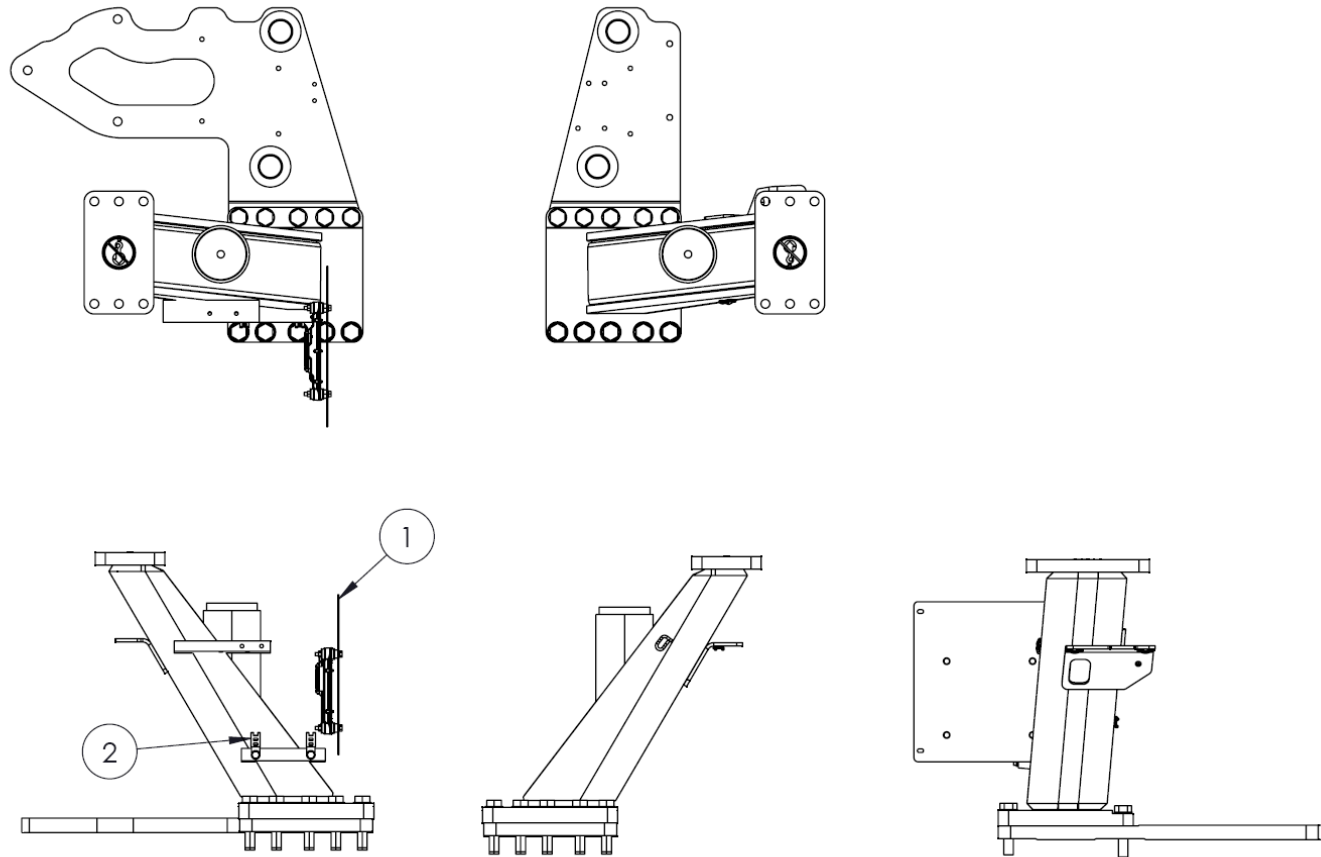
ITEM	QTY	PART NO	DESCRIPTION
1	1	043-71-066	PLT - AIR CLEANER MOUNT - PIECE #1
2	1	043-71-067	PLT - AIR CLEANER MOUNT - PIECE #2
3	11	CAT# 7X-7729	HDW - WASHER M10
4	7	CAT# 8T-4136	HDW - BOLT M10X1.5X25
5	4	CAT# 8T-4133	HDW - NUT M10X1.5
6	4	CAT# 5P-4116	HDW - WASHER M8
7	4	CAT# 8T-4189	HDW - BOLT M8X1.25X20



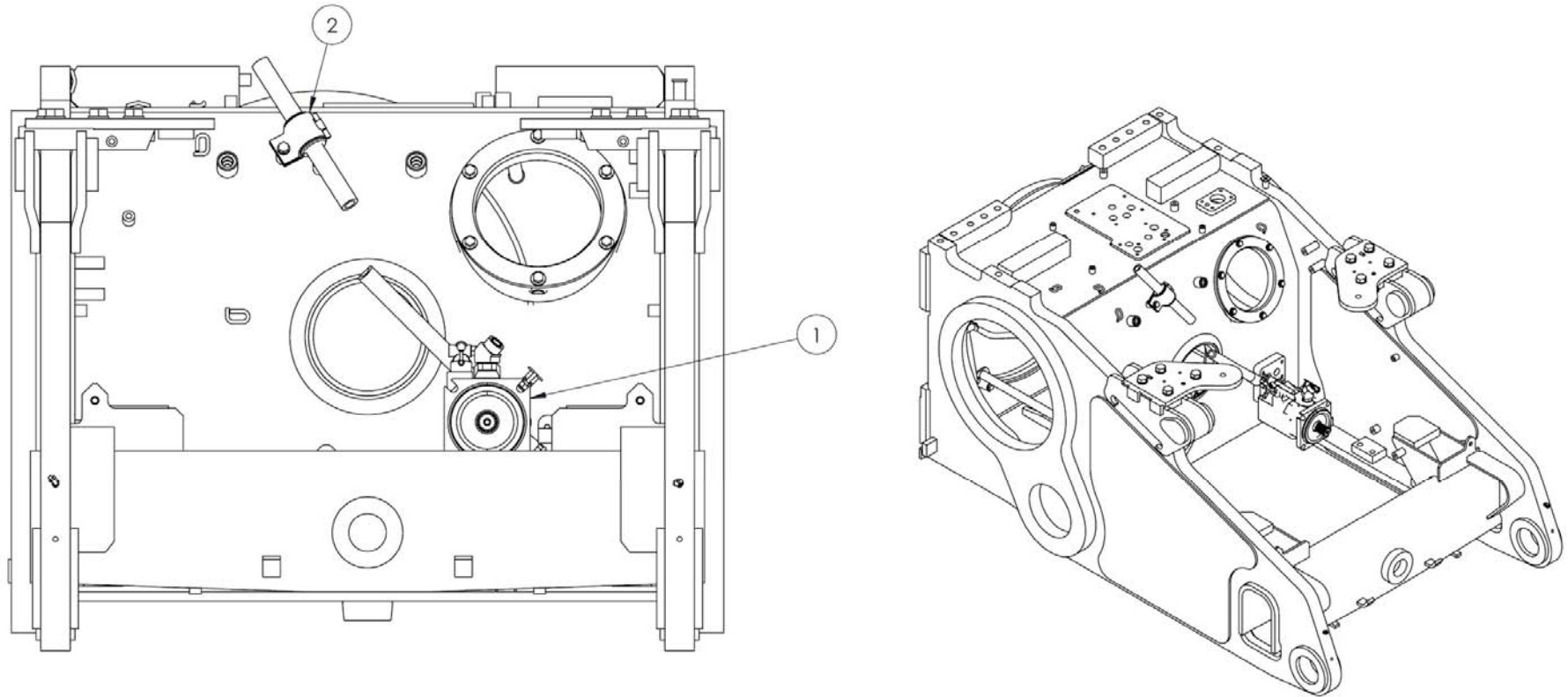
VIEW A-A



ITEM	QTY	PART NO	DESCRIPTION
1	1	043-71-007	AS - STEERING FILTER RELOCATION - T4i ONLY
2	1	043-71-063	AS - CAC TUBE BRKT AT STEER FLTR MT
3	6	CAT# 8T-4121	HDW - WASHER M10
4	6	CAT# 8T-4195	HDW - BOLT M10X1.5X30

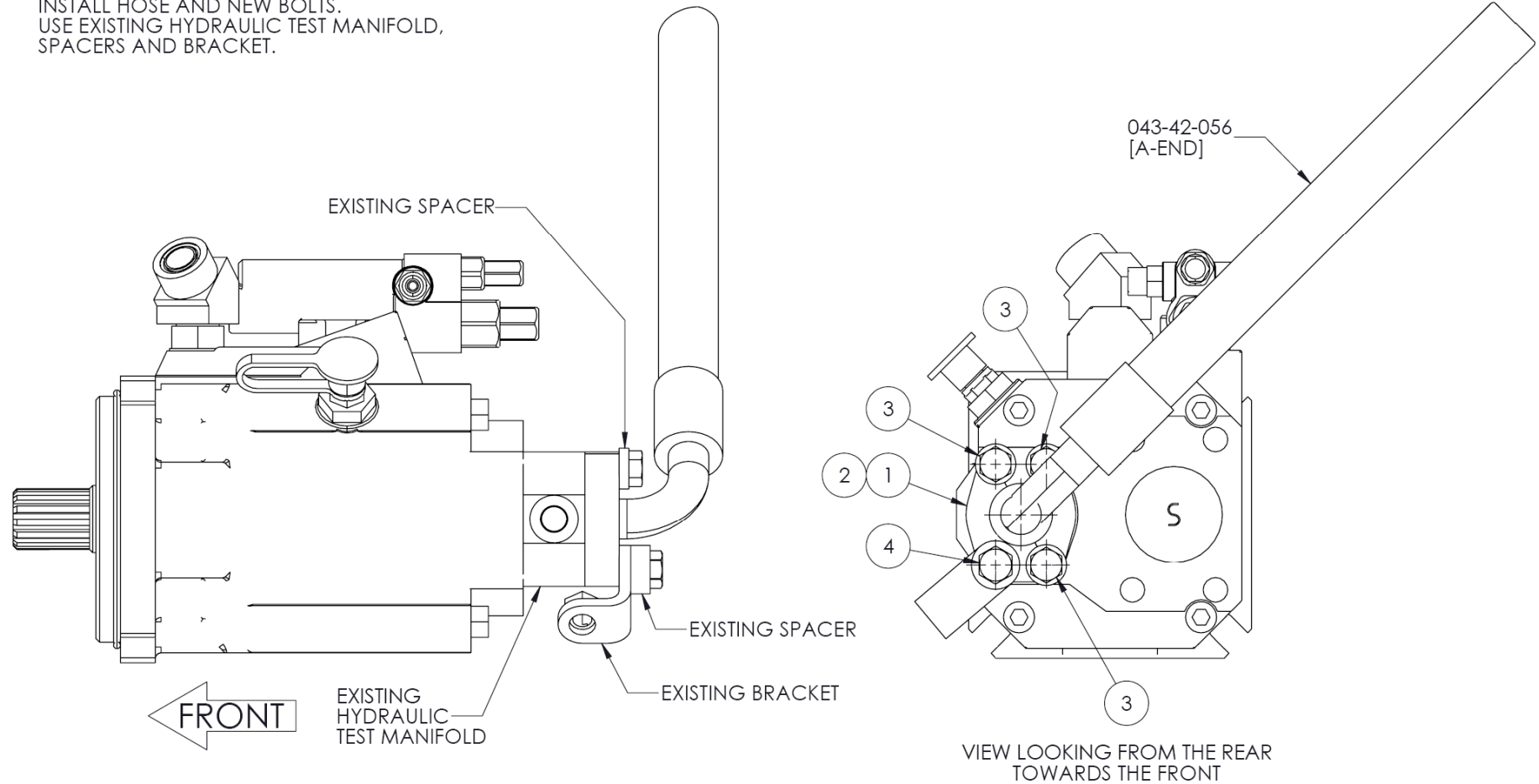


ITEM	QTY	PART NO	DESCRIPTION
1	1	043-71-073	AS - REAR CONTROL MOUNT
2	1	043-71-075	AS - REAR CONTROL WIRING CLIPS

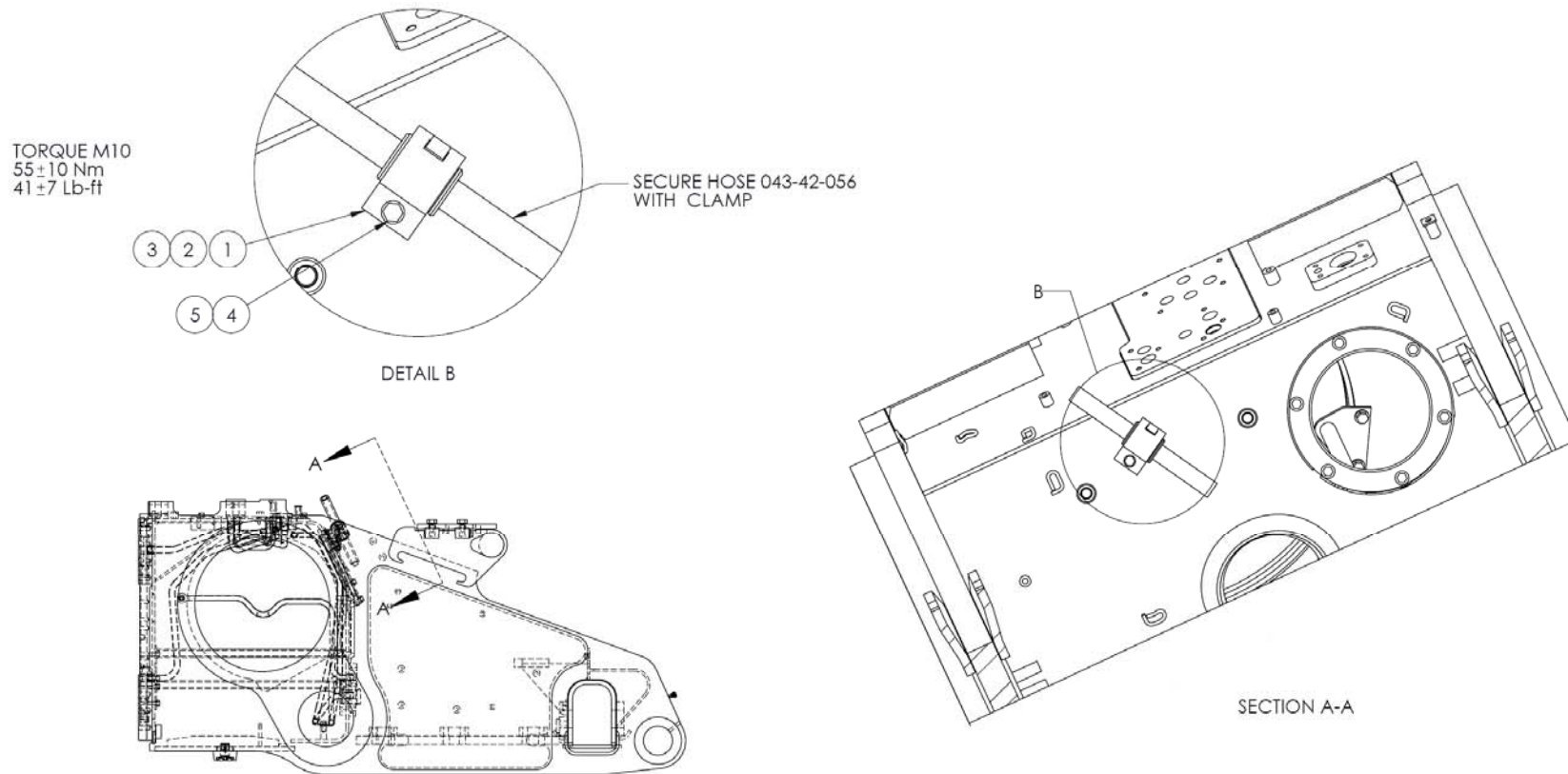


ITEM	QTY	PART NO	DESCRIPTION
1	1	043-71-079	TRCMOD - PUMP FITTINGS
2	1	043-71-080	AS - IMPLEMENT LINE CLAMP

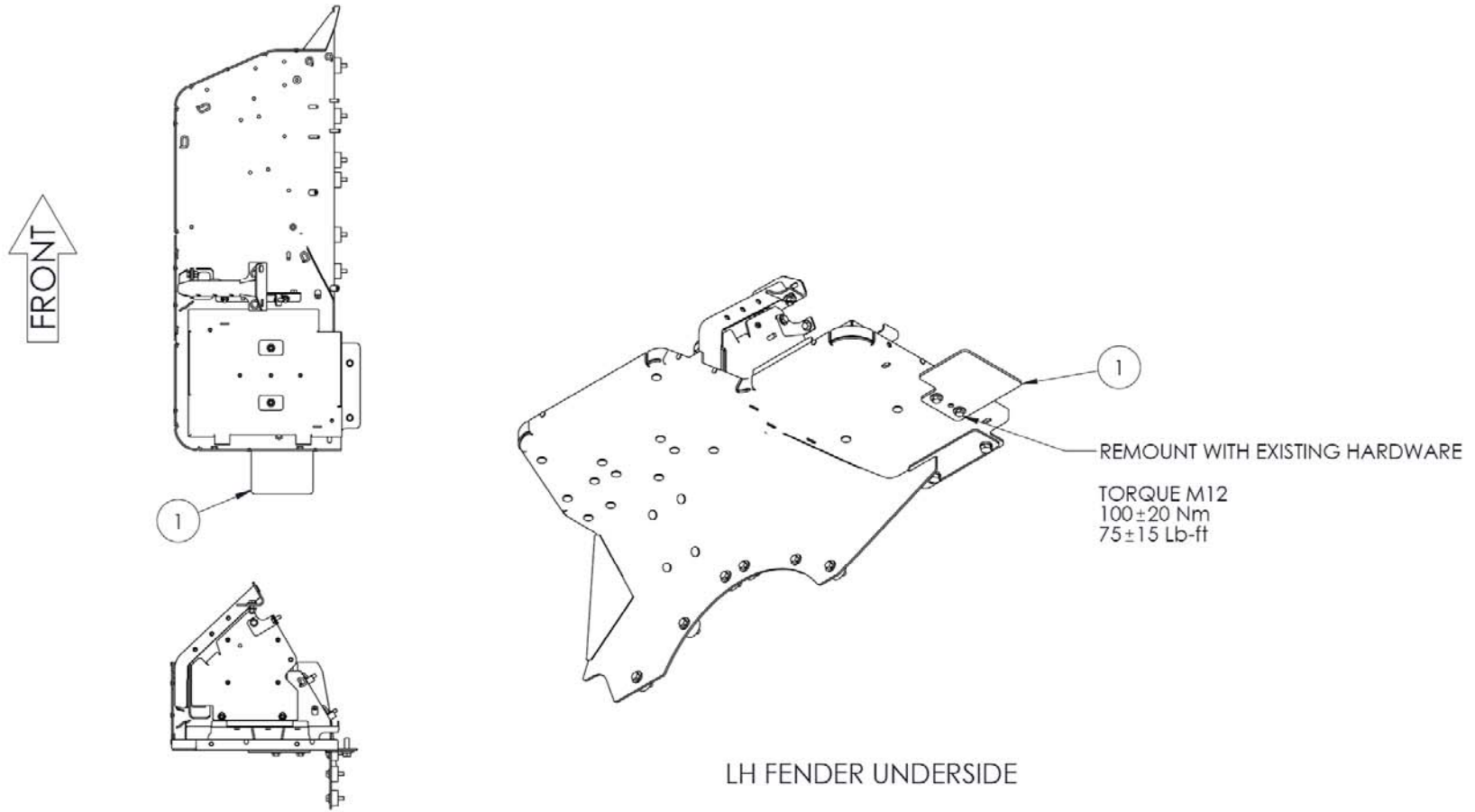
REMOVE EXISTING COVER PLATE.  
 INSTALL HOSE AND NEW BOLTS.  
 USE EXISTING HYDRAULIC TEST MANIFOLD,  
 SPACERS AND BRACKET.



ITEM	QTY	PART NO	DESCRIPTION
1	2	CAT# 1P-4577	CODE 61 SPLIT FLANGE, -16
2	1	CAT# 4J-0520	CODE 61 O-RING SEAL -16
3	3	CAT# 8T-5005	HDW - BOLT - M10 X 1.5mm X 70mm HEX
4	1	CAT# 8T-4172	HDW - BOLT M10X1.5X80

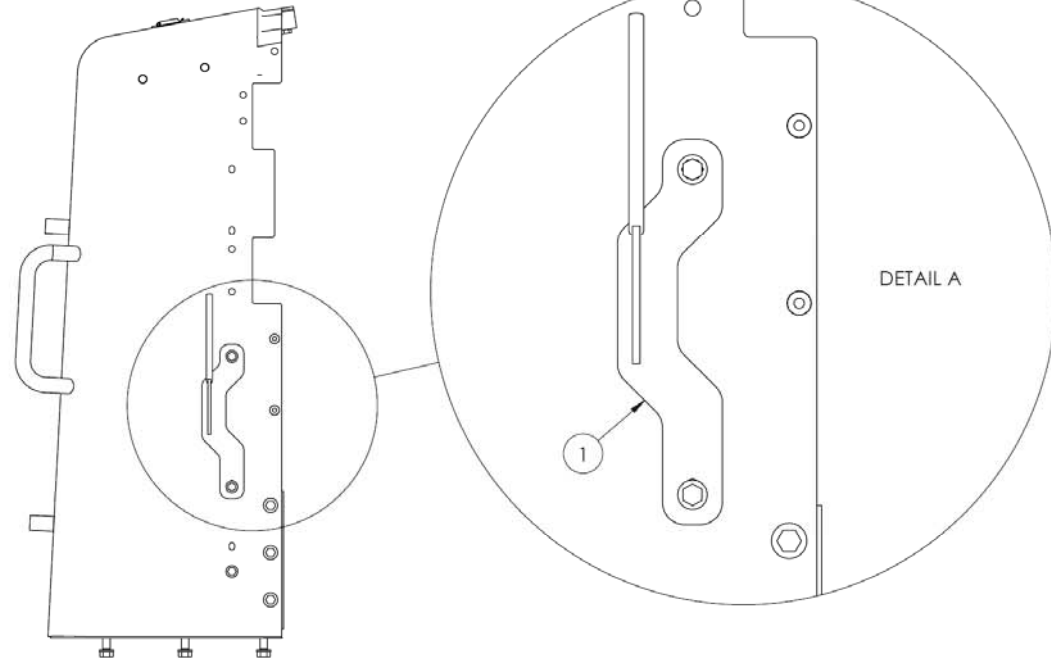
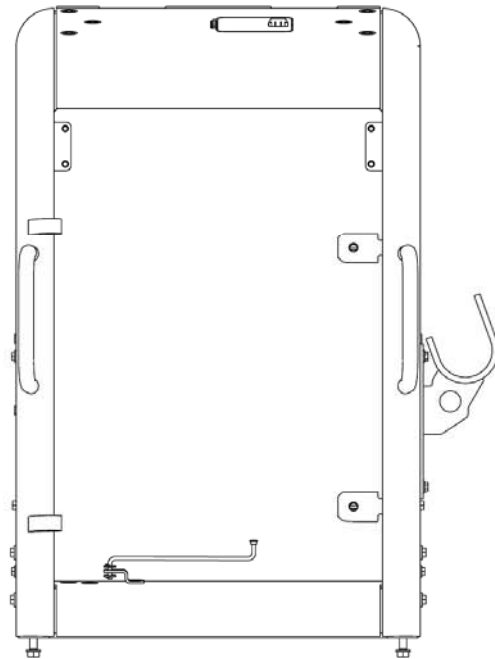


ITEM	QTY	PART NO	DESCRIPTION
1	1	CAT# 5P-7466	HDWM - HOSE CLAMP HALF - ROUND
2	1	CAT# 5P-7467	HDWM - HOSE CLAMP HALF - FLAT
3	1	CAT# 5P-8112	HDWM - HOSE CLAMP COLLAR
4	1	CAT# 8T-4195	HDW - BOLT M10X1.5X30
5	1	CAT# 8T-4121	HDW - WASHER M10

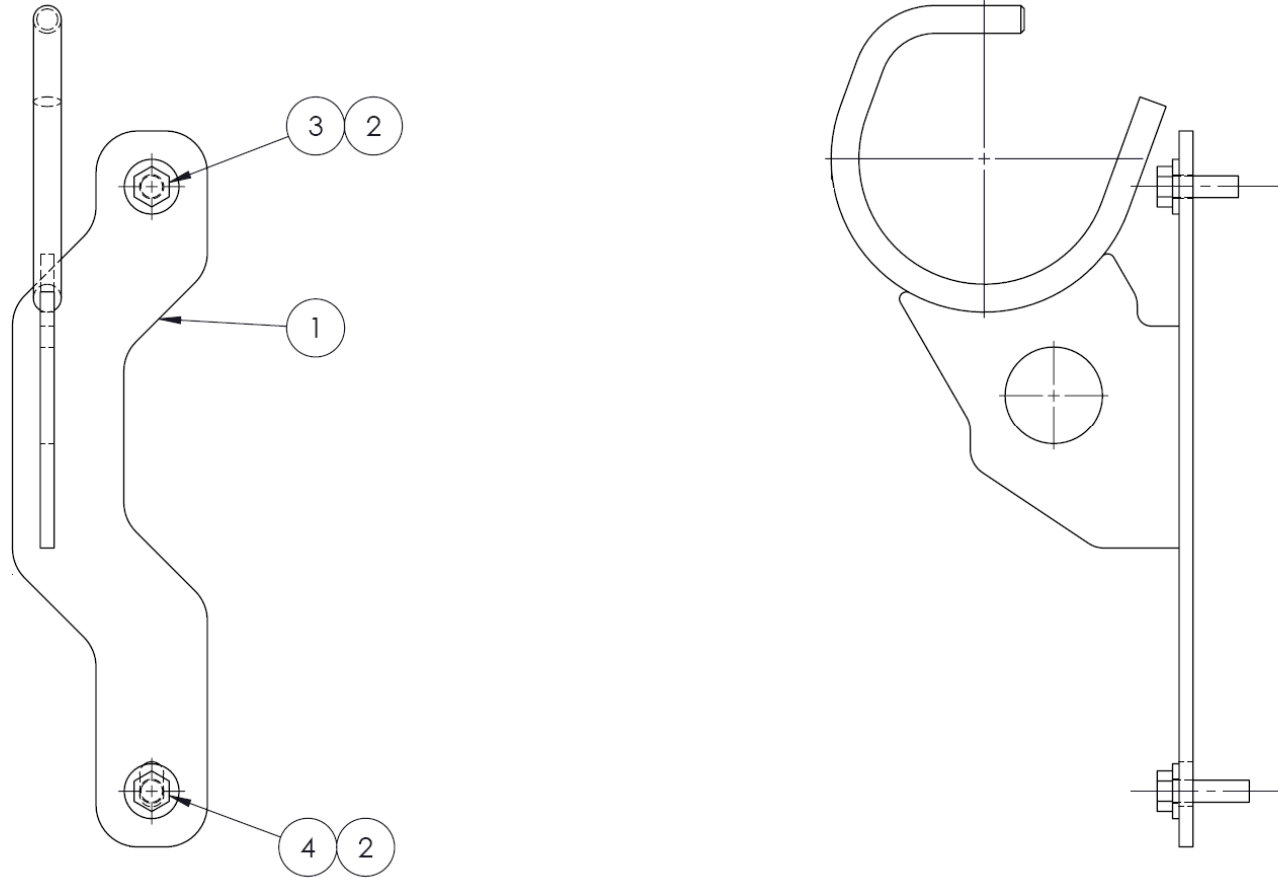


ITEM	QTY	PART NO	DESCRIPTION
1	1	043-71-086	TRCMOD - BACKUP ALARM MT PLT

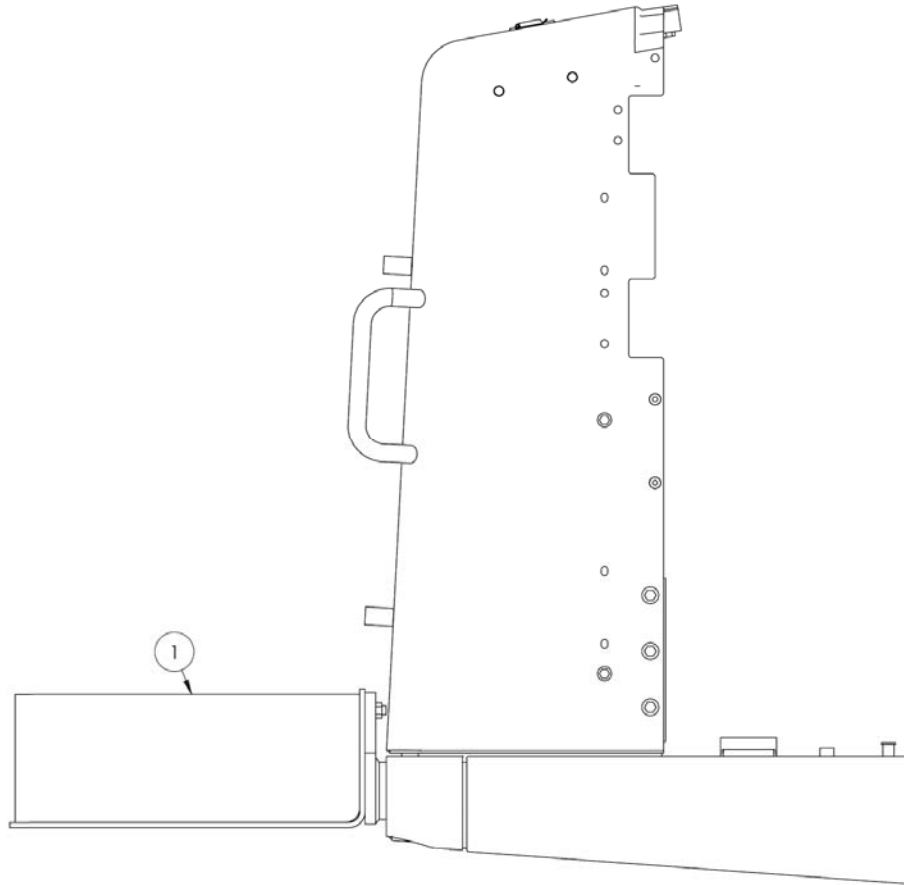




ITEM	QTY	PART NO	DESCRIPTION
1	1	043-71-092	GP- T4i CABLE STOW ARM

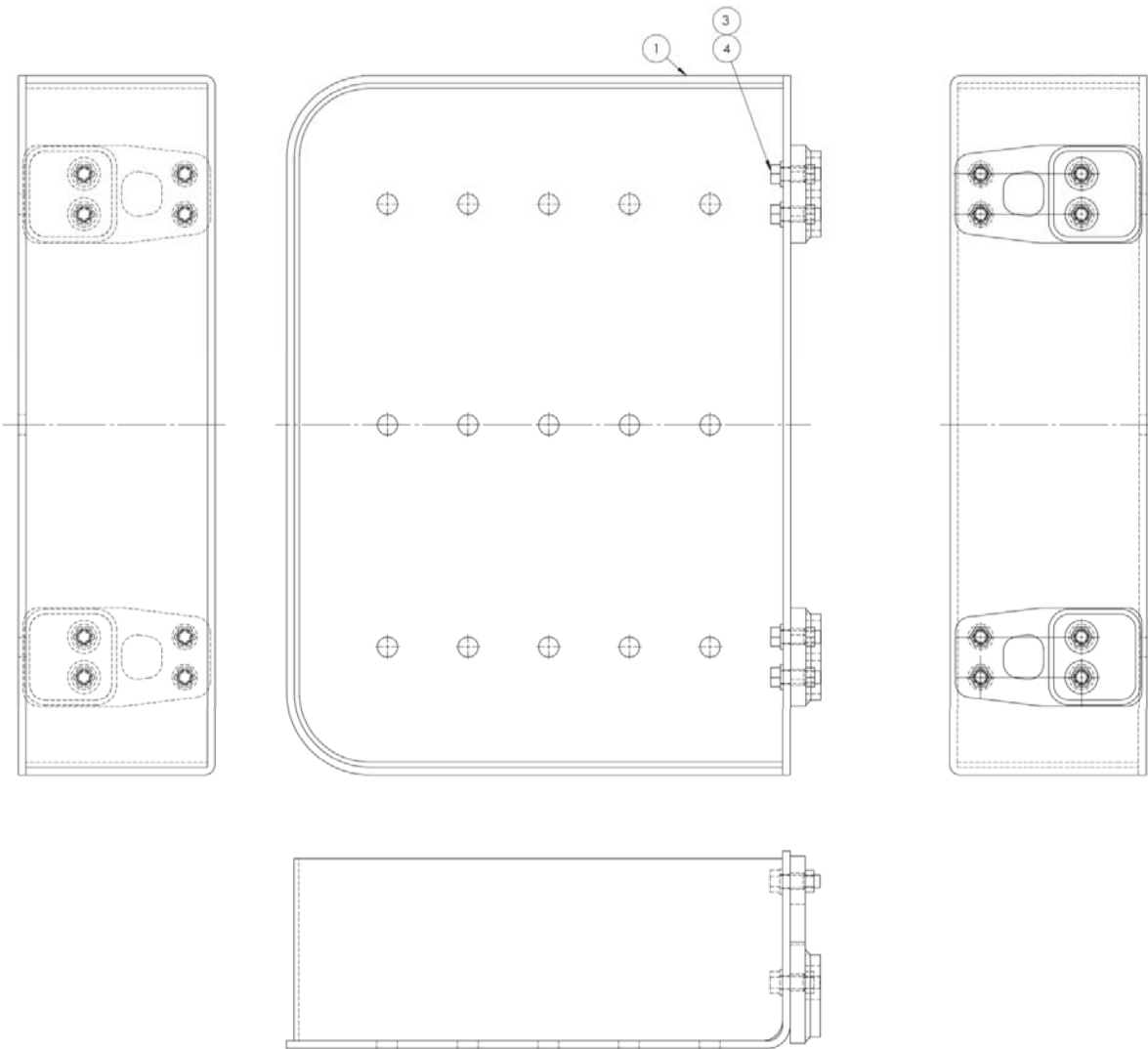


ITEM	QTY	PART NO	DESCRIPTION
1	1	043-71-093	AS - T4i CABLE STOW ARM
2	2	CAT# 7X-7729	HDW - WASHER M10
3	1	CAT# 8T-4195	HDW - BOLT M10X1.5X30
4	1	CAT# 8T-4196	HDW - BOLT M10X1.5X35



ITEM	QTY	PART NO	DESCRIPTION
1	1	043-71-098	GP- RIGGING TRAY

**NOTES:**



ITEM	QTY	PART NO	DESCRIPTION
1	1	043-71-099	AS - RIGGING TRAY
3	8	CAT# 8T-4122	HDW - WASHER 5/8
4	8	CAT# 7X-0346	HDW - BOLT - 5/8-11 UNC X 2.0 HEX

## ASSEMBLY PART NUMBER INDEX

006-62-014.....	127	043-17-030.....	51
006-62-015.....	128	043-20-012.....	60
006-62-016.....	130	043-20-017.....	57
006-62-017.....	132	043-20-018.....	58
006-63-001.....	162	043-20-019.....	59
006-63-002.....	166	043-30-050.....	73
006-64-001.....	139	043-30-051.....	77
006-65-001.....	152	043-30-052.....	68
029-61-001.....	118	043-30-062.....	78
030-43-015.....	168	043-30-064.....	66
030-63-002.....	169	043-30-065.....	69
032-63-002.....	170	043-30-066.....	70
035-44-001.....	190	043-30-067.....	74
035-63-026.....	182	043-30-094.....	62
035-63-028.....	183	043-30-095.....	76
035-63-033.....	184	043-40-001.....	47
040-43-003.....	173	043-40-002.....	48
040-43-004.....	175	043-40-012.....	49
040-60-021.....	111	043-42-100.....	88
040-60-022.....	112	043-42-301.....	46
040-71-025.....	204	043-43-001.....	172
041-44-001.....	5	043-44-004.....	79
041-44-002.....	65	043-44-007.....	80
043-05-004.....	1	043-44-010.....	191
043-05-005.....	2	043-44-013.....	192
043-09-003.....	6	043-44-017.....	94
043-10-002.....	12	043-44-020.....	95
043-10-004.....	14	043-44-021.....	193
043-10-007.....	104	043-44-024.....	39
043-10-113.....	16	043-60-002.....	98
043-10-122.....	18	043-60-006.....	105
043-11-001.....	19	043-60-009.....	106
043-11-002.....	20	043-60-015.....	107
043-11-024.....	23	043-60-017.....	108
043-12-011.....	24	043-60-018.....	90
043-12-029.....	26	043-60-021.....	97
043-14-014.....	30	043-60-022.....	110
043-14-022.....	31	043-60-028.....	92
043-14-024.....	32	043-60-029.....	101
043-14-028.....	33	043-60-030.....	113
043-14-031.....	35	043-60-031.....	114
043-14-033.....	34	043-60-032.....	93
043-14-073.....	27	043-60-034.....	81
043-15-002.....	36	043-60-035.....	83
043-15-004.....	37	043-61-001.....	117
043-15-032.....	38	043-62-001.....	120
043-16-001.....	40	043-62-002.....	121
043-16-003.....	41	043-62-003.....	126
043-16-004.....	43	043-63-001.....	157
043-16-008.....	44	043-63-002.....	158
043-16-009.....	50	043-63-005.....	176
043-17-004.....	52	043-63-010.....	185
043-17-005.....	53	043-63-016.....	181
043-17-006.....	54	043-64-001.....	135
043-17-007.....	55	043-64-002.....	138

043-64-004.....	143
043-64-009.....	146
043-64-010.....	144
043-65-001.....	147
043-65-002.....	150
043-65-003.....	155
043-66-001.....	86
043-66-002.....	87
043-66-003.....	84
043-67-021.....	186
043-67-022.....	187
043-67-023.....	188
043-68-002.....	194
043-68-004.....	195
043-68-052.....	198
043-68-059.....	196
043-68-060.....	197
043-68-061.....	199
043-68-068.....	201
043-68-069.....	189
043-71-002.....	205

043-71-018.....	207
043-71-036.....	206
043-71-048.....	210
043-71-064.....	211
043-71-065.....	212
043-71-072.....	202
043-71-076.....	213
043-71-077.....	214
043-71-078.....	215
043-71-079.....	216
043-71-080.....	217
043-71-081.....	209
043-71-083.....	208
043-71-085.....	218
043-71-092.....	220
043-71-096.....	219
043-71-097.....	221
043-71-098.....	223
046-60-023.....	116
046-63-050.....	178