

PANTHER T12



Engine

Model	Cat® C7.1 ACERT™
Net power	186.5 kW 250 hp
Torque @1400 RPM	1214 Nm 895.4 lb ft

Weights

Shipping Weight	
Payload	11340 kg 25,000 lb.
Ground pressure	418 g/cm 5.95 psi

**PipeLine
Machinery**



Your Global Partner for Pipeline Solutions



PipeLine Machinery International (PLM) presents the latest custom equipment solution – the PANTHER T12 by PRINOTH. Just like its predecessor, the T8, the T12 is the latest innovation in a low ground pressure crawler and operates in off-road and various weather conditions offering exceptional performance and versatility in mining, construction, oil and gas (pipeline) as well as electric utility sectors.

The PANTHER T12 combines the proven capabilities of the Cat[®] C7.1 ACERT[™] engine model with the industry expertise in off-road vehicles by PRINOTH.

The PANTHER T12 has a payload of 25,000 lb. (11 340 kg) and a ground pressure of 5.95 psi, fully loaded, making difficult types of terrain accessible. Together with a strong pull ratio, these features allow this carrier crawler to access your pipeline construction site, even if the terrain is difficult, without damage to the environment.

FEATURES

A dynamic track tension offers proper tension while working at all times. Large wheels allow for more contact with the track, more stability, longer track life and prevent freezing of the undercarriage in harsh winter temperatures.

The PANTHER T12 keeps more track on the ground with a unique tread pattern. The numerous blocks provide bite while the angular cuts and “zig-zag” tread provide side hill grip.

The cab is designed for operator safety and comfort. The user friendly steering wheel control allows for a safe grip while moving through rough terrain and maintaining optimal precision and control.

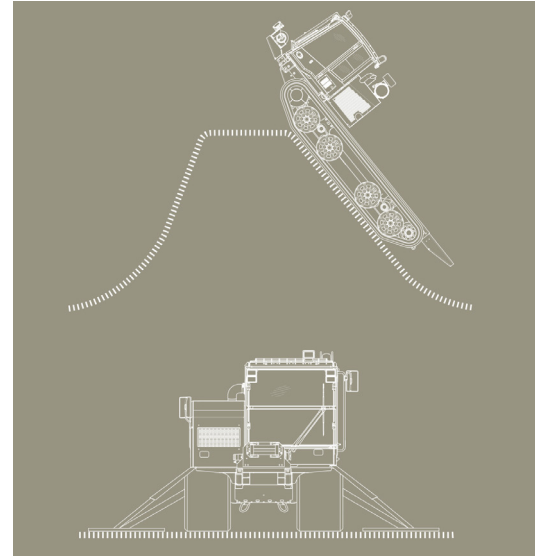


Built with a truck-inspired widened chassis to accept virtually all implements without any modifications, the PANTHER T12 is pictured here with a tilting flat bed. From construction to right-of-way maintenance, in the middle of nowhere or within city limits, both the PANTHER T8 and the T12 have the toughness, tenacity and reliability you need in a crawler.

Safety

Job-site safety is a key concern for pipeline contractors and the PANTHER T12 has been designed with features to protect people in and around the carrier.

- A Roll Over Protection Structure (ROPS) that is built within the cab frame for operator protection.
- A Falling Object Protective Structure (FOPS) - optional
- Proprietary micro controller power management system makes it easy to drive without distraction.
- Automatic brakes = safety on hills.
- Interlock system = safety when drill is in operation, optional.
- Steering wheel driving system with zero degree turning radius.



The PANTHER T12 is CE certified, meaning that the carrier conforms with legal and technical directives of the European Union (EU).

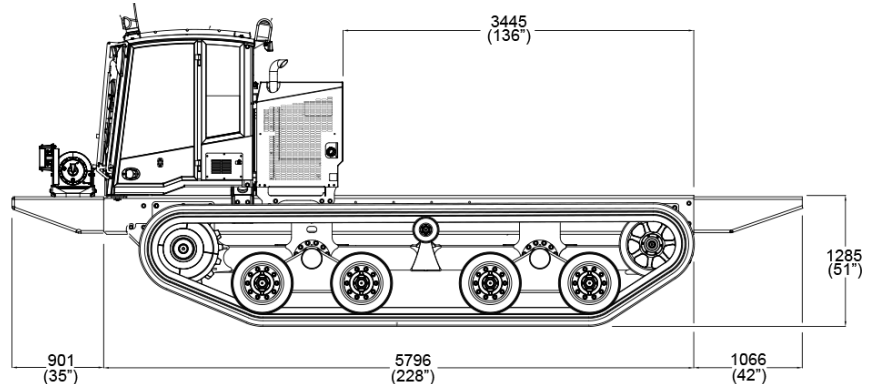
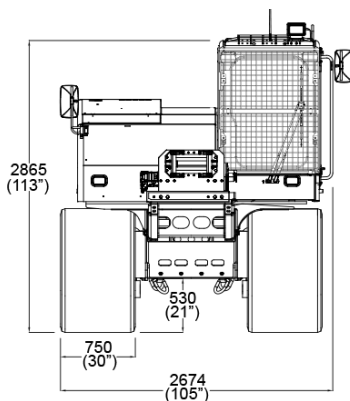
Engine



ENGINE

Make	Caterpillar
Model	C7.1 Acert
Type	Turbo Diesel, electronic fuel system
Emission Standard	EPA Tier 4 Final, EU stage IV
Number of Cylinders	6 cylinders in line
Horsepower @ 2200 RPM	186.5 kW (250 HP)
Torque @ 1400 RPM	1214 N-m (895.4 lb-ft)
Fuel Tank Capacity	245 L (65 US gal)

Transportability



The PANTHER T12 does not exceed standard road transportation width and can be hauled to any jobsite.

PANTHER T12 Specifications

DIMENSIONS

Overall Length	5809 mm (229 in)
Overall Width (no mirrors)	2565 mm (101 in)
Ground Clearance	530 mm (21 in)
Shipping Height (no track)	2745 mm (108 in)
Weight (base vehicle)	12610 kg (27,800 lb)

PERFORMANCE

Payload	11 340 kg (25,000 lb)
Maximum Speed Unloaded	10 km/h (6.2 mph)
Fording Depth	1300 mm (51 in)
Turning Radius	0 m (0 in)
Ground Pressure (6 in penetration)	
Basic Vehicle	210 g/cm (2.98 psi)
Loaded Vehicle	418 g/cm (5.95 psi)
Gradeability	
Uphill/Downhill	60% (31.0 deg)
Sidehill	40% (21.8 deg)

CONTROLS

Type	Microprocessor with color display
inputs	Steering wheel, Forward-Neutral-Reverse switch wand progressive speed pedal and throttle
Outputs	Independent control of each track
Other Features	Anti-stall and auto-calibration
Automatic Steer Correction	Yes

ELECTRICAL SYSTEM

Alternator	12V, 150 amps (24 V, 100 amp option)
Battery	2 X 950 CCA
Master Cutoff Switch	Yes

UNDERCARRIAGE

Suspension Type	Tandem suspension
Quantity	16 (half wheels)
Type	Solid Casting

TRACKS

Type	Metal embedded rubber track (endless)
Width	Nominal 750 mm (29.5 in)
Tensioner	Automatic hydraulic track